

# MEG: Medical Knowledge-Augmented Large Language Models for Question Answering

Laura Cabello<sup>◊</sup>, Carmen Martin-Turrero<sup>†</sup>, Uchenna Akujuobi<sup>†</sup>,  
Anders Søgaard<sup>◊</sup> and Carlos Bobed<sup>◊</sup>

<sup>◊</sup>University of Copenhagen, Denmark

<sup>†</sup>Sony AI, Barcelona, Spain

<sup>◊</sup>University of Zaragoza, Spain

{lcp, soegaard}@di.ku.dk, cmartur@gmail.com,  
uchenna.akujuobi@sony.com, cbobed@unizar.es

## Abstract

Question answering is a natural language understanding task that involves reasoning over both explicit context and unstated, relevant domain knowledge. Large language models (LLMs), which underpin most contemporary question answering systems, struggle to induce how concepts relate in specialized domains such as medicine. Existing medical LLMs are also costly to train. In this work, we present MEG, a parameter-efficient approach for medical knowledge-augmented LLMs. MEG uses a lightweight mapping network to integrate graph embeddings into the LLM, enabling it to leverage external knowledge in a cost-effective way. We evaluate our method on four popular medical multiple-choice datasets and show that LLMs greatly benefit from the factual grounding provided by knowledge graph embeddings. MEG attains an average of +10.2% accuracy over the Mistral-Instruct baseline, and +6.7% over specialized models like BioMistral. We also show results based on Llama-3. Finally, we show that MEG’s performance remains robust to the choice of graph encoder.

## 1 Introduction

Large language models (LLMs) induce knowledge from vast text corpora. Through self-supervised learning, these models capture deeply contextualized representations of input tokens that enable them to generalize to new tasks with remarkable performance. This, as well as their ability to write long coherent passages, has made LLMs incredibly popular, despite their considerable inference costs (Cheng et al., 2023) and their concerning carbon footprint (Strubell et al., 2019). Moreover, current LLMs face significant chal-

lenges with handling complex reasoning and ensuring trustworthiness (Liu et al., 2023; Huang et al., 2024) and factual consistency (Maynez et al., 2020; Zhou et al., 2023; Tam et al., 2023; Hager et al., 2024), essential to critical fields like healthcare. While LLMs are poised to revolutionize our medical system, already performing well on medical licensing exams (Jin et al., 2020; Pal et al., 2022; Singhal et al., 2023a; Brin et al., 2023) and other tasks (Nazario-Johnson et al., 2023; Van Veen et al., 2023; Tu et al., 2023; Carl et al., 2024), there is still much room for improvement.

To improve reliability and reduce computational costs, researchers have experimented with training from mixtures of corpora and knowledge bases (Pan et al., 2023, 2024). Knowledge Graphs (KGs), such as the Unified Medical Language System (UMLS) (Bodenreider, 2004), are structured knowledge bases that explicitly store rich factual knowledge. KGs are good at capturing the nuances of complex data and can provide complementary information to LLMs, especially useful for tasks requiring structured understanding. The potential of knowledge-augmented LLMs<sup>1</sup> outlines an interesting research paradigm that can alleviate current challenges of LLMs, and reduce the need of training ever-larger models (Hooker, 2024). However, how to effectively model interactions between LLMs and KGs remains an open question.

Recent efforts have focused on self-supervised methods for jointly training graph neural networks and pretrained language models (Yang et al., 2021; Chien et al., 2022; Brannon et al., 2024). Others

<sup>1</sup>In this work, we define a knowledge-augmented LLM as an LLM enhanced with KG embeddings (KGEs). KGEs are dense vector representations of graph entities (Ju et al., 2024). Therefore, we also refer to knowledge-augmented LLMs as KGE-augmented LLMs throughout the paper.

(Yasunaga et al., 2022; Tang et al., 2024; Plenz and Frank, 2024), propose new model architectures to leverage the two modalities, graph and text, during pretraining. These methods learn deep interactions over text and graph, but they require carefully curated pretraining data, are mainly studied for graph-oriented tasks (Yang et al., 2021; Chien et al., 2022; Tang et al., 2024), or are yet to be adapted to a generative framework (Yasunaga et al., 2022; Plenz and Frank, 2024).

In this work, we introduce MEG, a parameter-efficient approach to MEDical knowledGe-augmented LLMs for question answering (QA). We design a lightweight mapping network to unidirectionally translate KG embeddings into the LLM’s vector space. This enables the LLM to interpret the new input embeddings, which, in turn, further conditions its response generation. We use Mistral-Instruct (7B) (Jiang et al., 2023) as our base LLM and report results with our best setup: a KG encoder based on GraphSAGE (Hamilton et al., 2017) combined with a simple MLP as mapping network. We also provide results with the recently released Llama-3-Instruct (8B) (Dubey et al., 2024) as base LLM.

In sum, our **contributions** are as follows: *i*) We introduce MEG, a novel approach to knowledge-augmented LLMs based on KGEs. *ii*) We conduct extensive evaluation on the four popular multiple-choice QA datasets from the MultiMedQA (Singhal et al., 2023a) clinical benchmark, and demonstrate the effectiveness of integrating pretrained KGEs into LLMs for medical question answering. Specifically, MEG surpasses strong LLM baselines like BioMistral-7B (Labrak et al., 2024) or MediTron-7B (Chen et al., 2023), which have followed a costly continued pretraining of the base LLMs on curated biomedical data. *iii*) We provide insights into the inner workings of MEG, examining the contributions of each module and comparing embedding spaces. We intuitively explain the shifts in the LLM’s representations that drive MEG’s stronger performance. *iv*) We publicly release the code, trained KGEs and model checkpoints at [github.com/laute1/MEG](https://github.com/laute1/MEG).

## 2 Related Work

**Medical Language Models** Current state-of-the-art (SOTA) in medical QA benchmarks like MedQA (Jin et al., 2020), PubMedQA (Jin et al., 2019) or MedMCQA (Pal et al., 2022) belongs to

close-sourced models of unknown size like Med-Gemini (Saab et al., 2024), Med-PaLM2 (Singhal et al., 2023b) or GPT-4 (Nori et al., 2023). Popular open-source LLMs in biomedicine include MedAlpaca (Han et al., 2023) and PMC-LLaMA (Wu et al., 2023) based on Llama (Touvron et al., 2023a), MediTron (Chen et al., 2023) based on Llama-2 (Touvron et al., 2023b), or BioMistral (Labrak et al., 2024) based on Mistral-Instruct (Jiang et al., 2023). These models continue pretraining the base general-purpose models on curated medical corpora. More recently, Kim et al. (2024) present the Meerkat models trained with chain-of-thought (Wei et al., 2024) synthetic data. Meerkat-7B outperforms the previous best 7B models across several medical benchmarks. However, it takes eight 80G A100 GPUs and 1.5 days to complete training. In contrast, our approach is the first to leverage pretrained medical KGEs and can be trained on four A10G GPUs within a few hours (see § 5 for details).

## Knowledge-Augmented Language Models

Bringing together LLMs and KGs is an active line of research that has gained increasing attention from both academia and industry (Pan et al., 2023, 2024). Among numerous efforts in this area, Zhang et al. (2019); Yasunaga et al. (2022); Tang et al. (2024); Zhu et al. (2023), to name a few, propose different methods for combining text and graphs during pretraining. Parallel to these lines of work, Sarmah et al. (2024); Edge et al. (2024); Hu et al. (2024); Mavromatis and Karypis (2024) approach the integration of LLMs and KGs through retrieval-augmented generation (RAG) (Lewis et al., 2020). However, the deployment of such knowledge-augmented LLMs for medical QA remains understudied. Our work fills this gap and presents a novel approach to medical knowledge-augmented LLMs based on KGEs. We note that MEG may resemble a sort of RAG system, where an LLM leverages knowledge from an external database of KGEs. In this case, the grounding module would act as retrieval module, fetching appropriate KGEs that ground text information in KG entities as part of a prompt.

## 3 Problem Formulation

We augment an LLM with KG embeddings to answer medical questions drawing on factual knowledge from the KG. We rely on a large KG in the target domain, namely UMLS (Bodenreider,

2004). Our proposed approach, MEG, consists of four key components:

- i) A **KG encoder** to represent knowledge graph entities in a continuous vector space, while preserving their semantic meaning.
- ii) An **instruction-tuned language decoder** capable of generating textual answers.
- iii) A **mapping function**  $f_k$  that transforms the output of the KG encoder into a representation that can be used by the language decoder.  $f_k$  is parameterized by a neural network. Thus, we interchangeably use the term mapping network.
- iv) A **KG grounding module** that detects textual entities and grounds them in graph entities.

Figure 1 depicts the full pipeline of MEG. We carefully investigate the design of these components and how they interact with each other (§ 4.1). To attain the best accuracy on downstream tasks, we conduct a two-phase training (§ 4.2).

**Definitions.** A generic dataset for multiple-choice question answering (QA) consists of examples with a context paragraph, a question and a candidate answer set, all expressed in text. Given a QA example, each prompt  $W$  is the concatenation of context, question and candidate answer set. We denote the sequence of tokens (words) in  $W$  as  $\{w_1, \dots, w_S\}$ , where  $S$  is the maximum sequence length. We denote the sequence of tokens (vectors) in the language model embedding space as  $W_e = \{w_{e1}, \dots, w_{eS}\}$ .

We define a knowledge graph (KG) as a directed graph  $G = (V, E)$ , where  $V$  is the set of entity nodes, and  $E \subseteq V \times R \times V$  is the set of edges (triples) that connect nodes in  $V$ , with  $R$  being the set of relation types. Each triple  $(s, p, o)$  in a KG represents a knowledge fact, such as (HEADACHE, IS\_A, CEPHALGIA). A KGE  $e$  is a mathematical representation that maps each entity  $v \in V$  and each relation  $r \in R$  of a directed knowledge graph  $G$  to low-dimensional vectors in  $\mathbb{R}^g$ , preserving the semantic relationships within the graph.

Finally, we define a KGE-augmented language model to be a function  $f_1(W_e \oplus f_k(X))^2$  with  $f_1 \in \mathbb{R}^l$ , where  $f_k(X)$  is a set of KGEs,  $\{e_1, \dots, e_N\}$  with  $e_i \in \mathbb{R}^g$ , that has been mapped to the LLM’s space using a learned mapping function  $f_k : \mathbb{R}^g \rightarrow$

<sup>2</sup>Formally, its domain is the set of sequences of elements  $x_i \in \mathbb{R}^l$ .

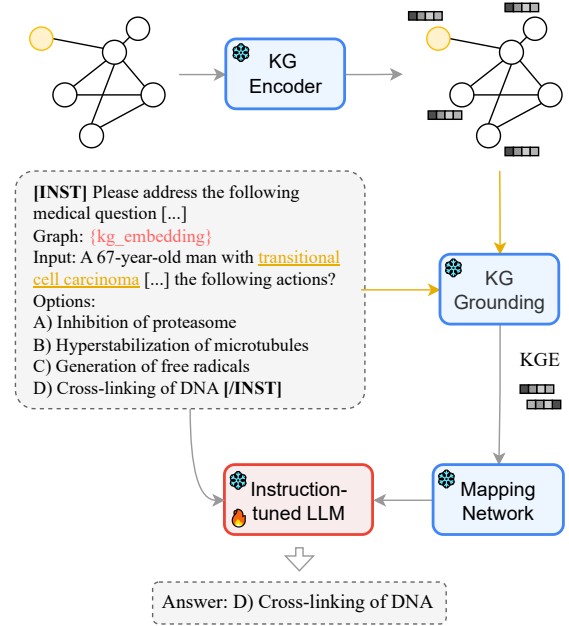


Figure 1: MEG leverages a pretrained KG encoder and an LLM. During an initial phase of training, MEG learns a mapping network to convert relevant graph features (KGEs) retrieved by the grounding module into token embeddings. During downstream fine-tuning, only the LLM’s weights are updated, keeping the LLM’s embedding layer and mapping network frozen. At inference, the LLM takes the text and the mapped KGEs as input and generates a response.

$\mathbb{R}^l$ . The language model  $f_1$  concatenates these representations to the token word embeddings  $W_e$  to perform downstream tasks in the fine-tuning steps. A language model is a special case of a KGE-augmented language model with no KGE ( $N=0$ ).

## 4 Method

### 4.1 MEG

MEG combines a pretrained KG encoder and a pretrained LLM by means of an intermediate mapping network (see Figure 1). The KG encoder, which is trained separately on a large medical KG<sup>3</sup>, provides graph embeddings that are directly fed to the mapping network. Then, the LLM uses the text content and mapped KG embeddings as input to generate an answer.

**Knowledge Graph Encoder** The KG encoder is trained up-front over the selected graph to gen-

<sup>3</sup>Specifically, we use UMLS (Bodenreider, 2004), a widely-used KG in biomedicine with  $\sim 300K$  nodes (entities) and one million edges in total.

erate KGEs. We choose GraphSAGE (Hamilton et al., 2017) as our preferred KG encoder. In § 6.1 we present an ablation study with random-walk-based, energy-based translational, and message-passing encoders.

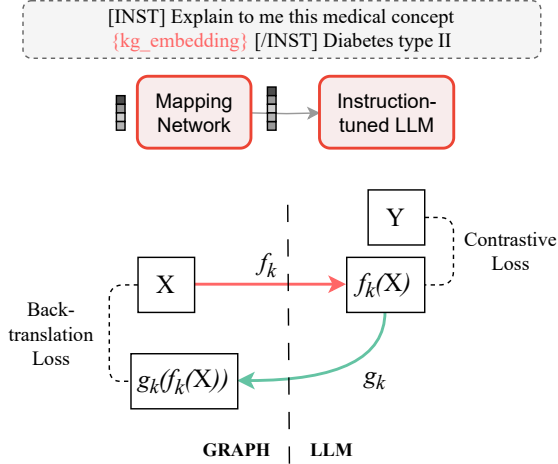


Figure 2:  $f_k$  and  $g_k$  are embedding transfer functions.  $f_k$  takes a set of KGEs  $X$  (i.e., node entities) as input, and outputs a mapping of  $X$  to the LLM’s vector space.  $Y$  is the set of averaged token embeddings of entities in the LLM space. During training,  $g_k$  prevents degenerated transformation of graph embeddings. The dashed lines indicate the input for the objective losses.

**Mapping Network** The mapping function  $f_k$  transforms a sequence of graph features from the KG encoder into a sequence that can be consumed by the LLM. We parameterize  $f_k$  as an MLP with four hidden layers of size  $d_h = 128$ . In particular, a set of graph embeddings is transformed from  $d_g = 256$  to  $d_l = 4096$  after a series of non-linear transformations through the hidden layers of  $f_k$ . We denote the initial embedding sets as  $X = \{x_i\}_{i=1}^N$ ,  $Y = \{y_j\}_{j=1}^N$ ,  $x_i \in \mathbb{R}^{d_g}$ ,  $y_j \in \mathbb{R}^{d_l}$ , being  $x_i$  the KGEs,  $y_j$  the averaged token embeddings of the entity in the LLM, and  $N$  the total number of graph embeddings (entities). We further denote the set of mapped embeddings as  $f_k(X) := \{f_k(x_i)\}_{i=1}^n$ .

The goal is to learn the mapping  $f_k$  that transforms  $X$  to the LLM’s vector space, while preserving its semantic meaning and structural information. Rather than minimizing the sum of squared differences between  $f_k(X)$  and  $Y$ , we aim at positioning each  $x_i$  in the neighborhood of its counterpart in  $Y$ . Pursuing an exact matching of space

distributions, such as through a Procrustes transformation (Schönemann, 1966; Gower, 1975), would disregard the structural knowledge encoded in  $X$ .

To achieve this, we design an architecture similar to Xu et al. (2018) with two mappings  $f_k : X \rightarrow Y$  and  $g_k : Y \rightarrow X$ , as illustrated in Figure 2. We construct an instruction dataset with labels from UMLS’s entities to teach the LLM to interpret the transformed graph embedding  $f_k(x_i)$ . Figure 2 shows an example of an instruction, where the placeholder `{kg_embedding}` is replaced by  $f_k(x_i)$ . We train the full network jointly with the LLM<sup>4</sup>. Our loss function consists of three parts: a standard next-token prediction objective (**cross-entropy loss**  $\mathcal{L}_{ce}$ ), and a sum of a contrastive loss and a back-translation loss to optimize the mapping network. Specifically,

- Given a batch  $X_b$  including a positive pair of examples  $x_i$  and  $x_j$ , a contrastive objective (Hadsell et al., 2006) is a function whose value is low when  $x_i$  is similar to  $x_j$  and dissimilar to all others, which are considered negative pairs for  $x_i$ . We employ a popular contrastive self-supervised learning objective (Sohn, 2016; van den Oord et al., 2019; He et al., 2019), dubbed as **NT-Xent loss** by Chen et al. (2020). NT-Xent uses dot product as similarity measure, and computes a normalized temperature-scaled cross-entropy loss for a positive pair as follows,

$$\ell_{i,j} = -\log \frac{\exp(x_i \cdot x_j / \tau)}{\sum_{k=1, k \neq i}^B \exp(x_i \cdot x_k / \tau)}, \quad (1)$$

where  $B$  is the batch size and  $\tau$  is the temperature. We set the hyper-parameter  $\tau = 1.0$ <sup>5</sup>. The final loss  $\mathcal{L}_c$  is computed across all positive pairs in a batch, summed across all batches. Intuitively, the contrastive loss serves as an unsupervised objective function for training the network to bring similar entities closer together in  $Y$  and push dissimilar ones apart.

<sup>4</sup>We conducted experiments by training the mapping network and LLM separately on UMLS. However, this approach resulted in worse performance on the downstream tasks tested.

<sup>5</sup>We also evaluate  $\tau = 0.5$  as in Chen et al. (2020) and  $\tau = 0.07$  as in He et al. (2019). We choose the final value of  $\tau = 1.0$  based on accuracy attained on a zero-shot setting on the validation split in MedQA.

- We also employ a **back-translation loss** for preventing degenerated transformation. We enforce that the graph embedding after the forward and the backward transformation should not diverge much from its original direction. Following Xu et al. (2018), we choose the back-translation loss based on cosine similarity. Note that our primary goal is to optimize the forward mapping  $f_k : X \rightarrow Y$ . Thus, we do not control for back-translation in the reversed path,  $g_k : Y \rightarrow X$ ,

$$\mathcal{L}_{bt}(f_k, g_k) = \sum_i (1 - \cos(x_i, g_k(f_k(x_i)))) \quad (2)$$

Thereby, when training the mapping network jointly with the LLM, we minimize the following objective function:

$$\mathcal{L} = \alpha\mathcal{L}_c + \beta\mathcal{L}_{bt} + \mathcal{L}_{ce}, \quad (3)$$

where  $\alpha$  and  $\beta$  are scalar hyperparameters to weight each objective in the transformation process. Our network design achieves a good trade-off between expressivity and parameter count, totaling 1.22M parameters. After the mapping is learnt, we freeze the network’s weights and the LLM’s embedding layer during the fine-tuning to downstream tasks (Phase II of training). The backwards transfer network  $g_k$  is disconnected and only  $f_k$  is used to do the mapping.

**Grounding Module** The grounding module takes textual data  $W$  as input and links entity mentions in  $W$  to their corresponding nodes in the knowledge graph  $G$ , generating a set of KG embeddings for the LLM to use. A critical step in this process is medical entity disambiguation (Vretinaris et al., 2021; Lu et al., 2024), which involves detecting named entities in  $W$  and linking them to their unique counterparts in  $G$ . Since an entity can be referred to in multiple ways, for instance ‘heart attack’ and ‘myocardial infarction’, this step standardizes variations by linking them to a unique identifier in  $G$  (following with the previous example, both mentions correspond to Concept Unique Identifier (CUI) ‘C0155626’ in UMLS). This grounding ensures retrieval of relevant information for each example. We use the entity linker presented in Neumann et al. (2019)<sup>6</sup>, which covers 99% of the concepts mentioned in the MedMentions dataset (Mohan and Li, 2019)

<sup>6</sup>We use the last version of scispaCy (v2.5.0), which supports linking to UMLS and has near 3M unique concepts.

and 86% of the concepts mentioned in the MedQA dataset (Jin et al., 2020). These two datasets provide ground truth UMLS annotations.

## 4.2 Training

We aim to train MEG to achieve competent results on medical question answering benchmarks while minimizing computational cost. To do this, we conceive a two-phase training strategy with a minimal part of the model’s parameters updated.

**Phase I: Embedding Transfer Learning** We first learn the optimal transformation  $f_k : X \rightarrow Y$  so that the mapped KG embeddings retain relevant information from the KG and can be effectively used by the LLM. As explained in § 4.1, we create an instruction dataset to guide the LLM in learning the relationship between its original representation of medical entities and their mapped graph embeddings. The train set contains 297,927 examples, following the same template shown in Figure 2 for every entity label in UMLS.<sup>7</sup> We train for one epoch jointly the mapping network and the LLM to minimize the objective from Eq. 3.

**Phase II: Downstream task** Given a medical multiple choice QA dataset, we fine-tune MEG to answer the input question based on the textual content and information leveraged from the mapped KG embeddings. We format the input prompts  $W$  as follows. For each example in the dataset, we concatenate the context (if any), question and candidate answer set following the pseudo-code shown in Figure 3. The placeholder `{kg_embedding}` is replaced with  $N$  KGEs transformed by the mapping network<sup>8</sup>. We assume

<sup>7</sup>We investigate whether data augmentation at this stage could lead to more accurate results in downstream tasks. We augment the initial  $\sim 300K$  examples by creating new instructions with multiple entities, *e.g.* ‘Explain to me these medical concepts: [...]’, to better match the setting from downstream tasks, which often include several entities per sample. This process doubles the dataset size, with an augmentation that normally distributes the number of entities per instruction between 2 and 10. Results are within  $\pm 0.2$  accuracy in MedQA compared to training without the augmented data. Due to the extra computational costs and minor (if any) gains, we did not explore this option further.

<sup>8</sup>In both training phases, we investigate the effect of injecting the mapped KGEs at the last layer of the LLM instead of after the embedding layer. These early experiments revealed little to no impact on zero-shot downstream accuracy, but slightly worsen the fine-tuned accuracy as measured on the validation set of MedQA with three random initialization seeds. This finding suggests that the LLM benefits from attending the external KGEs during fine-tuning, enabling more

$f_k$  is learned in phase I, so we keep the mapping network weights frozen and disconnect the backward network  $g_k$ , which merely served to regulate the learning of  $f_k$  and prevent degenerated transformation. Similarly, the LLM’s embedding layer is also frozen.

```
[INST] Please address the following medical
question based on the Input text and any
useful information you may find in the given
concepts from a medical graph.
Input: context question
Options:
{% for option in options %}
{{letter}}) {{text}}
{% endfor %}
Answer with the best option directly. Ignore
irrelevant information.
Graph: {{kg_embeddings}} [/INST]
Answer: {{correct_option}}
```

Figure 3: Template used to generate instructions for all QA datasets. The context is optional, depending on the dataset. At inference time, the text after [INST] is generated by the language model.

## 5 Experimental Details

**Data** Following previous research on medical LLMs, we evaluate MEG on four well-known medical benchmarks that require extensive background knowledge. The first one is MedQA-USMLE (**MedQA**) (Jin et al., 2020), which consists of 10,178 train questions and 1,273 test questions, formatted with four choices each. The content was originally curated by experts from the US Medical License Exam. The second benchmark, **PubMedQA** (Jin et al., 2019), was collected from PubMed abstracts and includes 1,000 expert labeled question-answer pairs. The task is to produce a yes/no/maybe answer based on the question and an abstract as context. As previously done by others (Singhal et al., 2023a; Chen et al., 2023; Labrak et al., 2024), we use 500 random<sup>9</sup> samples for evaluation. The remaining 500 samples, though limited in size, serve as our only source of training data. We exclude the 211k artificially labeled yes/no samples provided by Jin et al. (2019)

contextualized representations of these embeddings.

<sup>9</sup>We split the data following a similar distribution of answers between train and test splits.

to avoid bias towards these two options. The third benchmark, **MedMCQA** (Pal et al., 2022), contains 179,722<sup>10</sup> train questions from Indian medical entrance exams. Due to the unavailability of answer keys for the test set, we follow others (Wu et al., 2023; Tu et al., 2023; Labrak et al., 2024) and report results on the validation set (4,183 questions). Lastly, **MMLU-Medical** (Singhal et al., 2023a) includes 1,089 questions, each with four options, across six medical and biology-related categories drawn from Hendrycks et al. (2021). Since this dataset only provides test data, we evaluate the generalization performance of MEG fine-tuned on MedMCQA as in (Chen et al., 2023). Thus, results on MMLU-Medical report out-of-distribution inference.

**Training Details** We initialize the KG node embeddings with token embeddings from SapBERT (Liu et al., 2020). SapBERT leverages contextualized embeddings from a pretrained BERT-based language model for biomedical KGs like UMLS. This initialization leads to improved performance compared to random embedding initialization. We train GraphSAGE with same hyperparameters as in Hamilton et al. (2017).

During **phase I** of training, described in § 4.2, we randomly initialize the mapping network and load the pretrained weights of the LLM. We fully train the mapping network and perform low-rank adaptation (LoRA, Hu et al. (2022)) fine-tuning on every linear layer of the LLM, while the remaining parameters are frozen. This parameter-efficient tuning approach allows to learn the equivalent of 2% of the model’s parameters. Our full architecture results on 216M trainable parameters for MEG-MISTRAL. After fine-tuning, we merge the LLM’s updated parameters with the base model. Since the input prompt has a fixed size (see Figure 2), we use a reduced sequence length (124) to optimize computational efficiency. We train for one epoch with gradient accumulation over 8 steps to achieve an effective batch size of 128. We employ a cosine learning rate scheduler with learning rate of  $1e - 5$ , warmup ratio of 3% and no weight decay. We use mixed precision (bfloat16) and FlashAttention2 (Dao, 2023) to optimize memory usage and speed up computations on the LLM. Training takes 4h on 4 NVIDIA A10G GPUS us-

<sup>10</sup>We detect 3,100 duplicate questions in the train split, which we remove.

ing DeepSpeed<sup>11</sup> for distributed training.

After phase I, the models are evaluated in a zero-shot setup on downstream tasks, already able to use information from graph embeddings. To fine-tune on a specific task, we perform **phase II** of training. To allow batching, the number of KGEs injected to the LLM is fixed across samples<sup>12</sup>. If the grounding module retrieves more KGEs, we randomly select  $N$ . Otherwise, we add zero-padding. We assume the mapping network is learned in phase I, so we freeze its weights and disconnect the backward network  $g_k$ . We also freeze the LLM’s embedding layer. This approach reduces the computational complexity and speeds up fine-tuning with a total of 83M trainable parameters in both MEG-MISTRAL and MEG-LLAMA. Fine-tuning is done for 3 epochs, with a sequence length of 400 (500 for PubMedQA), learning rate of  $1e - 4$  and effective batch size of 32. The remaining hyperparameters have the same value as in phase I. We did not optimize hyperparameters for Llama-3-Instruct.

## 6 Results

We evaluate accuracy on four medical multiple-choice question datasets in three variants of MEG: MEG-MISTRAL1 and MEG-MISTRAL3, based on Mistral-7B-Instruct-v0.1 and -v0.3, respectively; and MEG-LLAMA, based on Llama-3-Instruct. We report average accuracy and standard deviation across three random seeds. Our results in Tables 1 and 2 reveal consistent average improvement across datasets compared to baselines.

**In-prompt graph triples provide useful information** We investigate whether the inclusion of KG information can positively influence the LLM’s answers. To establish a primary baseline, we take Mistral-Instruct-v0.1 and MedQA as a running example. For each question, we select a maximum of 10 named entities  $s$  and randomly retrieve 2 graph neighbors  $o$  for each, resulting in a maximum of 20 graph triples  $(s, p, o)$ . We include them as part of the prompt, in natural language<sup>13</sup>.

<sup>11</sup><https://www.deepspeed.ai/>

<sup>12</sup>The average number of ground entities per instance varies across datasets according to the median number of ground entities. We set  $N = 20$  in MedQA, PubMedQA and ‘professional medicine’ in MMLU-Medical;  $N = 3$  in MedMCQA and  $N = 2$  in the remaining categories from MMLU-Medical.

<sup>13</sup>We append the triples at the end of the instruction in JSONL-style, *i.e.*,  $[[\{s_1,p_1,o_1\}, \{s_2,p_2,o_2\}, \dots]]$ .

	Model	Acc
ZS	Mistral-Instruct-v0.1 <sup>†</sup>	42.3 $\pm$ 0.3
	BioMistral <sup>†</sup>	44.4 $\pm$ 0.2
	Mistral-Instruct-v0.1 w/ graph	40.4 $\pm$ 0.4
FT	Mistral-Instruct-v0.1 <sup>†</sup>	42.0 $\pm$ 0.2
	BioMistral <sup>†</sup>	50.6 $\pm$ 0.3
	Mistral-Instruct-v0.1 w/ graph	52.7 $\pm$ 0.2

Table 1: Ablation study on the utility of the explicit information encoded in knowledge graph triples. We report accuracy on MedQA. ZS stands for ‘zero-shot’; FT stands for ‘fine-tuning’. <sup>†</sup>Results from Labrak et al. (2024).

Table 1 shows a degradation in zero-shot accuracy when including triples to the prompt. This can be due to the random selection of the final triples (to fit in the context length), since the semantic information varies among them significantly. This limitation speaks in favor of using KGEs to condense representation of entities to a single embedding. Also, as Hager et al. (2024) point out, LLMs’ face difficulties in interpreting large amounts of information. However, fine-tuning the model with triples boosts accuracy, even surpassing BioMistral, a model adapted from Mistral-Instruct-v0.1 through continued pretraining on curated biomedical data. This baseline highlights the value of graph data for the LLM, but it still does not fully leverage the structural and semantic information provided by the KG.

### KGE-augmented LLMs show accuracy gains

To fully exploit the KG’s rich structural information, we replace the text triples by node embeddings. This approach also compacts the KG’s information into a much shorter input sequence. Table 2 shows performance on the four medical multiple-choice question answering datasets (left), and a fine-grained evaluation on MMLU-Medical subjects (right). Across all datasets, MEG-MISTRAL consistently outperforms the baselines’ accuracy, and the merged model DARE, the best BioMistral model in (Labrak et al., 2024). The only exception is PubMedQA, where BioMistral surpasses MEG. Their higher accuracy may result from using the artificially labeled training set. Instead, we rather train with the small subset of manually labeled samples to avoid biasing the model towards yes/no answers (see § 5). The high ac-

	MedQA	PubMedQA	MedMCQA	MMLU-Medical	Avg	MMLU-Medical					
						Clinical K.	Genetics	Anatomy	P. Medicine	C. Biology	C. Medicine
Human (pass)	60.0	60.0									
Human (expert)	87.0	78.0	90.0								
Models based on Llama											
MedAlpaca (7B) <sup>†</sup>	40.1 $\pm$ 0.4	73.6 $\pm$ 0.3	37.0 $\pm$ 0.3	55.1 $\pm$ 1.1	51.4	53.1 $\pm$ 0.9	58.0 $\pm$ 2.2	54.1 $\pm$ 1.6	58.8 $\pm$ 0.3	58.1 $\pm$ 1.3	48.6 $\pm$ 0.5
MEDITRON-7B <sup>*‡</sup>	52.0 $\pm$ -	74.4 $\pm$ -	59.2 $\pm$ -	54.2 $\pm$ -	60.0	57.2 $\pm$ -	64.6 $\pm$ -	49.3 $\pm$ -	55.4 $\pm$ -	53.8 $\pm$ -	44.8 $\pm$ -
Meerkat-8B <sup>*‡</sup>	<b>74.2<math>\pm</math>-</b>	-	<b>62.7<math>\pm</math>-</b>	<b>75.2<math>\pm</math>-</b>	<b>70.7</b>	74.3 $\pm$ -	76.7 $\pm$ -	74.8 $\pm$ -	75.3 $\pm$ -	76.1 $\pm$ -	74.3 $\pm$ -
MEG-LLAMA (8B)	66.0 $\pm$ 0.2	<b>78.0<math>\pm</math>0.3</b>	<u>60.6<math>\pm</math>0.3</u>	<u>74.9<math>\pm</math>0.7</u>	<u>69.9</u>	72.3 $\pm$ 0.5	83.0 $\pm$ 1.5	64.5 $\pm$ 0.7	79.4 $\pm$ 0.3	80.6 $\pm$ 0.4	69.4 $\pm$ 0.9
Models based on Mistral-Instruct 7B											
Mistral-Instruct-v0.1 <sup>†</sup>	42.0 $\pm$ 0.2	73.8 $\pm$ 0.4	46.1 $\pm$ 0.1	59.1 $\pm$ 1.0	55.3	62.9 $\pm$ 0.2	57.0 $\pm$ 0.8	55.6 $\pm$ 1.0	59.4 $\pm$ 0.6	62.5 $\pm$ 1.0	57.2 $\pm$ 2.1
BioMistral <sup>†</sup>	50.6 $\pm$ 0.3	77.5 $\pm$ 0.1	48.1 $\pm$ 0.2	59.1 $\pm$ 1.3	58.8	59.9 $\pm$ 1.2	64.0 $\pm$ 1.6	56.5 $\pm$ 1.8	60.4 $\pm$ 0.5	59.0 $\pm$ 1.5	54.7 $\pm$ 1.0
BioMistral DARE <sup>†</sup>	51.1 $\pm$ 0.3	<u>77.7<math>\pm</math>0.1</u>	48.7 $\pm$ 0.1	61.9 $\pm$ 1.2	59.9	62.3 $\pm$ 1.3	67.0 $\pm$ 1.6	55.8 $\pm$ 0.9	61.4 $\pm$ 0.3	66.9 $\pm$ 2.3	58.0 $\pm$ 0.5
Meerkat-7B <sup>‡</sup>	<u>70.3<math>\pm</math>-</u>	-	<u>60.6<math>\pm</math>-</u>	<u>70.5<math>\pm</math>-</u>	<u>67.1</u>	71.6 $\pm$ -	74.8 $\pm$ -	63.2 $\pm$ -	77.3 $\pm$ -	70.8 $\pm$ -	65.2 $\pm$ -
MEG-MISTRAL1	54.6 $\pm$ 0.2	74.6 $\pm$ 0.6	56.4 $\pm$ 0.4	60.3 $\pm$ 0.9	61.5	58.1 $\pm$ 0.8	68.7 $\pm$ 0.2	54.4 $\pm$ 0.5	62.9 $\pm$ 0.9	61.1 $\pm$ 2.2	56.6 $\pm$ 1.0
MEG-MISTRAL3	60.8 $\pm$ 0.2	74.4 $\pm$ 0.5	58.4 $\pm$ 0.6	68.2 $\pm$ 0.4	65.5	64.9 $\pm$ 0.2	69.6 $\pm$ 0.8	63.0 $\pm$ 1.0	72.8 $\pm$ 0.4	73.6 $\pm$ 0.0	65.2 $\pm$ 0.2

Table 2: Main results on four medical multiple-choice question answering benchmarks (left) and fine-grained results on MML-Medical (right). We report accuracy ( $\uparrow$ ) and standard deviation ( $\downarrow$ ), when available, of other 7B and 8B medical open-source models. Avg stands for average across datasets. <sup>†</sup>Results reproduced by Labrak et al. (2024). <sup>∇</sup>Reproduced by us with the same data splits used in this work. <sup>‡</sup>Results from the original papers.

accuracy on MMLU-Medical indicates that MEG retains good generalization capabilities. Current SOTA for 7B models, Meerkat-7B, proves the effectiveness of training on chain-of-thought (CoT) in-domain synthetic data. Future work includes exploring CoT instruction tuning in our phase I of training, exploiting information from graph triples instead of relying only on entity labels.

## 6.1 Ablation study

In this section, we evaluate how the choice of graph encoder and mapping network architecture impact MEG-MISTRAL1’s performance on a downstream task (case study on MedQA).

**On the impact of the graph encoder** We train encoders based on random-walk (RDF2Vec (Risatoski and Paulheim, 2016)), energy (DistMult (Yang et al., 2015)) and message-passing (GraphSAGE (Hamilton et al., 2017) and eGraphSAGE, an edge-type-aware variant inspired by Hu et al. (2020)’s adaptation). Along with their impact in MEG’s performance, we include a link classification task as a proxy to evaluate their capabilities. Since these encoders are fundamentally distinct, they capture diverse graph properties, as reflected in classification accuracy in Figure 4, plain (orange) bars. eGraphSAGE stands out with a considerably higher score (73.9), as it naturally integrates edge-type information during training.

However, higher accuracy in a graph-oriented task such as link classification, does not lead to better performance in a language-oriented downstream task in MEG. When we integrate these

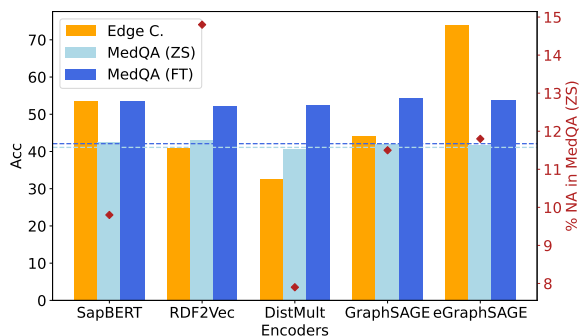


Figure 4: Ablation study on KG encoder choice. Plain bars show edge classification accuracy over UMLS; stripped bars show MEG-MISTRAL1’s zero-shot (//) and fine-tuned (\\) accuracy on MedQA; the dashed line represents accuracy with random embeddings; red dots mark the ratio of not valid answers (NA) in the zero-shot setting.

KGEs in MEG-MISTRAL1 and evaluate zero-shot and fine-tune settings on MedQA (Figure 4, stripped bars), eGraphSAGE’s substantial advantage in link classification does not carry over to MEG-MISTRAL1, as evidenced by the smaller performance gap across encoders (ranging from 52.1 to 54.2). This suggests that the role of the KGEs in our setup aligns with our intuition: they guide the answer generation by activating the LLM’s semantic region that leads to the correct answer. The difference is more notable in a zero-shot setting, where RDF2Vec produces the highest rate of not valid answers (NA). DistMult’s lower NA rate indicates it may better align with the LLM’s embedding space.



	Parameters (M)	MedQA (ZS)	MedQA (FT)
MLP 2×512	4.98	41.6	53.5
MLP 2×384	3.74	41.5	53.3
Transf. 4×128	2.18	39.9	53.2
MLP 4×128	1.22	41.6	54.2
MLP 3×128	1.18	42.7	52.7
MLP 2×128	1.15	38.2	51.3

Table 3: Comparison of MEG-MISTRAL1’s accuracy on MedQA with different mapping networks. ZS: zero-shot; FT: fine-tuned.

**On the impact of the mapping network** To assess the impact of the mapping network architecture we replace our 4-layer, 128-dimensional MLP (MLP 4×128) with the alternative designs from Table 3. Our final choice, MLP 4×128, outperforms all others in the fine-tuning setting while maintaining a small size. The transformer’s lower score highlights the unnecessary overhead of attention layers, as the mapping network’s task of embedding transformation does not benefit from attending the input sequence.

## 6.2 Qualitative Analysis

This section provides insights into the representation spaces before and after the mapping network, comparing them with the LLM’s vector space.

**Visualizing the embeddings** To track the mapped KGEs, we select three UMLS concepts (entities) representing different semantic and specificity levels within the graph’s hierarchy, measured by the number of descendants (IS\_A and SUBCLASS\_OF relations): ‘Diabetes Mellitus’ (CUI: C0011849, a broad disease category), ‘Headache’ (CUI: C0018681, a symptom), and ‘Atorvastatin Calcium’ (CUI: C0286650, a specific pharmacological substance).

Figure 5 depicts t-SNE<sup>14</sup> plots of the concepts (Level 0) and their hierarchies (Level 1 to 4) in the KGE space (top row) and the mapped KGE along with the concept’s contextualized embeddings in the LLM space (bottom row). Such contextualized embeddings are the LLM’s token embeddings generated for the labels of the concepts when verbalizing their KG’s triples, *i.e.*, they represent the concepts in all the contexts given by the KG.

Examining the distribution of concepts in the upper and lower rows, we observe two effects of the mapping. First, the relative structure of KGEs

<sup>14</sup>We have also witnessed the same overall behavior using UMAP and MDS to visualize the embeddings.

is preserved after mapping to the LLM’s space, albeit slightly rotated (see Level 1 and Level 4) and with reversed sparsity (high-density groups become less dense, while low-density groups tighten; yet the global between-group structure is the same)<sup>15</sup>. Second, the clustering effect of the contextualized label embeddings (see Level 0): while the labels (circles in the bottom row) are scattered, the mapped embeddings cover such spaces. As we descend in the graph’s hierarchy, the contextualized labels become increasingly scattered, yet the mapped KGEs, while remaining within the same region, stay more cohesive. Note that these contextualized labels are distinct vectors for the same label across different contexts. Indeed, their sparsity suggests that they do not completely capture the conceptual dimension of the entity they represent. The mapping seems to activate the LLM’s embedding region associated with each concept, providing semantic information the model uses to condition its answer generation.

**Probing MEG for acquired knowledge** We informally probe MEG to estimate its acquired medical knowledge. We handcraft a set of open-ended questions to query Mistral-Instruct before and after the phase I training on UMLS (§ 4.2), and MEG. As an example, we show an excerpt (irrelevant information to the question is omitted for brevity) of models’ answers to the question ‘*What are the active and inactive compounds present in Atorvastatin?*’<sup>16</sup> and highlight the key differences. MEG uses the KGE for Atorvastatin and provides a more knowledgeable response.

**Mistral-Instruct (baseline):** ...The active compound in Atorvastatin is *Atorvastatin itself*, while the inactive compounds are *Atorvastatin calcium salt* and *Atorvastatin magnesium salt*.

**Mistral-Instruct after phase I:** ...The active compound present in Atorvastatin is *Atorvastatin calcium*. ...is responsible for the drug’s therapeutic effect. *There are no inactive compounds present in Atorvastatin*.

**MEG-MISTRAL1:** ...the active compound *Atorvastatin calcium*.The inactive compounds present in Atorvastatin include *excipients such as microcrystalline cellulose, croscarmellose sodium, magnesium stearate, and sodium lauryl*

<sup>15</sup>Given that KGE’s and LLM’s embeddings represent two spaces with different dimensionalities, we applied t-SNE separately to each; thus, a difference in scale is expected.

<sup>16</sup>This question targets Atorvastatin (C0286650 in UMLS).

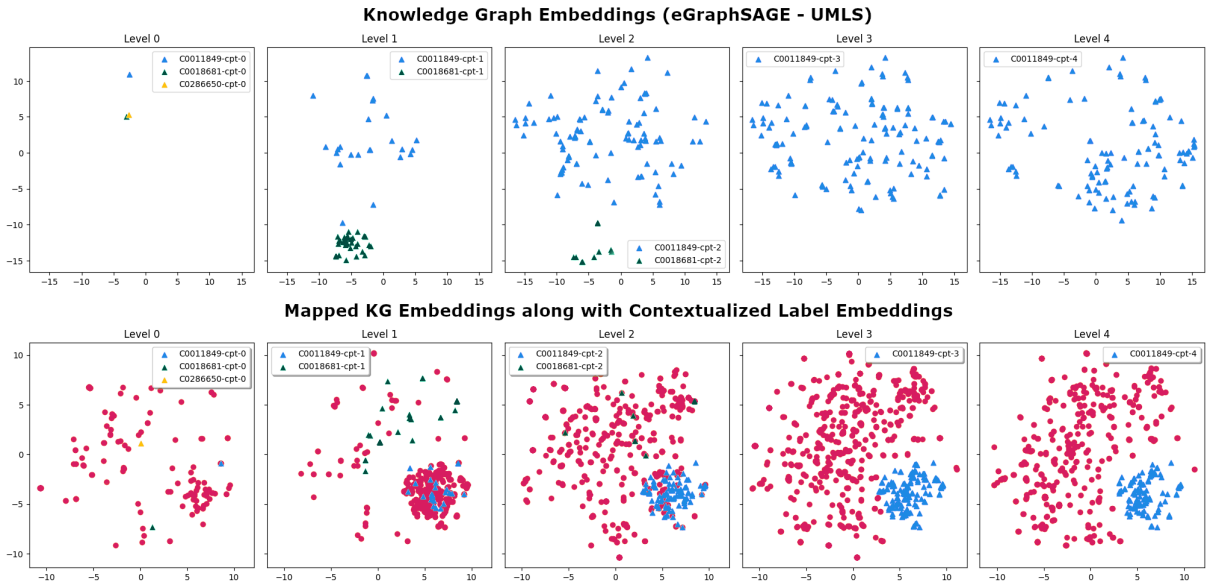


Figure 5: t-SNE visualization of the embeddings: before and after the mapping network. After mapping, the relative KGEs’ structure along hierarchy levels is preserved, albeit slightly rotated (*e.g.*, in Level 4, see the diagonal gap which hints the orientation of the blobs) and with reversed sparsity. Note the clustering effect over contextualized label embeddings: the mapped KGEs draw them to a specific region.

sulfate ...

## 7 Analysis and Discussion

Our approach is efficient not only because it trains a small fraction of the LLM’s parameters but also because it seamlessly handles out-of-vocabulary terms. A new term’s KGE can be initialized, for instance, by averaging its one-hop neighbors in the KG, making MEG both lightweight and adaptable to new vocabulary. The efficacy of this method should be evaluated in future work.

Garikipati et al. (2024) demonstrate that prompt engineering can outperform fine-tuning in medical QA for open-source LLMs. However, our focus was to investigate the viability of integrating knowledge from KG embeddings into LLMs rather than optimizing for peak downstream performance. Our experiments show that supervised fine-tuning of KGE-augmented LLMs yields more accurate answers than other specialized baselines. Chain-of-thought tuning, as shown by Kim et al. (2024), is another promising step forward to improve MEG’s accuracy. MEG improves response generation by injecting KGEs in a single generation step. This suggests that MEG could also benefit from chain-of-thought tuning, as each of the reasoning steps would increase precision of the model’s response.

Besides, the sensitivity of LLMs to the infor-

mation order in multiple-choice questions, also known as positional bias, is well-documented (Pezeshkpour and Hruschka, 2023; Zheng et al., 2024). More specific to biomedicine, Liévin et al. (2024) and Hager et al. (2024) show how variations in sequence can significantly impact diagnostic accuracy of medical-aligned language models. However, the robustness to changes in information order remain understudied in most medical model evaluations. Recent studies (Wang et al., 2024b,a) find that greedy decoding combined with text answer evaluation gives more consistent answers compared to first-token evaluation, particularly for instruction-tuned LLMs. Thus, in an attempt to alleviate this issue, we inspect the text answer generated by the model instead of ranking the candidate answers by the log probability of its first token prediction. However, whether KGEs further help the LLMs in mitigating positional biases—as well as other (Lyell and Coiera, 2017; Moor et al., 2023; Ness et al., 2024) biases—needs to be explored in future work.

## 8 Conclusion

We introduce MEG, a novel medical knowledge-augmented LLM based on KGEs for question answering tasks. To the best of our knowledge, we are the first to inject pretrained KGEs into an LLM via a lightweight mapping network, enabling

the model to interpret structural graph information from the medical domain. We present a comprehensive evaluation on four medical multiple-choice question benchmarks, revealing that LLMs can highly benefit from the factual information encoded in KG embeddings. Our results suggest that integrating KGEs with LLMs offers a promising path towards specialized language models.

### Acknowledgments

We are grateful to CoAStAL members for their comments on earlier versions of this project. Special thanks to Rita Ramos, Constanza Fierro and Jonas F. Lotz for their insightful feedback and to Nicolas Garneau for his support during initial experiments. Laura Cabello was supported by the Novo Nordisk Foundation (grant NNF 20SA0066568). The work of Carlos Bobed was supported by the I+D+i project PID2020-113903RB-I00 (funded by MCIN/AEI/ 10.13039/501100011033) and the project T42\_23R (funded by Gobierno de Aragón, Spain).

### References

- Olivier Bodenreider. 2004. [The Unified Medical Language System \(UMLS\): Integrating biomedical terminology](#). *Nucleic Acids Research*, 32(Database issue):D267–D270.
- William Brannon, Wonjune Kang, Suyash Fulay, Hang Jiang, Brandon Roy, Deb Roy, and Jad Kabbara. 2024. [ConGraT: Self-supervised contrastive pretraining for joint graph and text embeddings](#). In *Proceedings of TextGraphs-17: Graph-based Methods for Natural Language Processing*, pages 19–39, Bangkok, Thailand. Association for Computational Linguistics.
- Dana Brin, Vera Sorin, Akhil Vaid, Ali Soroush, Benjamin S. Glicksberg, Alexander W. Charney, Girish Nadkarni, and Eyal Klang. 2023. [Comparing ChatGPT and GPT-4 performance in USMLE soft skill assessments](#). *Scientific Reports*, 13:16492.
- Nicolas Carl, Franziska Schramm, Sarah Hagemüller, Jakob Nikolas Kather, Martin J. Hetz, Christoph Wies, Maurice Stephan Michel, Frederik Wessels, and Titus J. Brinker. 2024. [Large language model use in clinical oncology](#). *npj Precision Oncology*, 8:240.
- Ting Chen, Simon Kornblith, Mohammad Norouzi, and Geoffrey Hinton. 2020. [A simple framework for contrastive learning of visual representations](#).
- Zeming Chen, Alejandro Hernández Cano, Angelika Romanou, Antoine Bonnet, Kyle Matoba, Francesco Salvi, Matteo Pagliardini, Simin Fan, Andreas Köpf, Amirkeivan Mohtashami, Alexandre Sallinen, Alireza Sakhaeirad, Vinitra Swamy, Igor Krawczuk, Deniz Bayazit, Axel Marmet, Syrielle Montariol, Mary-Anne Hartley, Martin Jaggi, and Antoine Bosselut. 2023. [MEDITRON-70B: Scaling medical pretraining for large language models](#).
- Zhoujun Cheng, Jungo Kasai, and Tao Yu. 2023. [Batch prompting: Efficient inference with large language model APIs](#). In *Proceedings of the 2023 Conference on Empirical Methods in Natural Language Processing: Industry Track*, pages 792–810, Singapore. Association for Computational Linguistics.
- Eli Chien, Wei-Cheng Chang, Cho-Jui Hsieh, Hsiang-Fu Yu, Jiong Zhang, Olgica Milenkovic, and Inderjit S Dhillon. 2022. [Node feature extraction by self-supervised multi-scale neighborhood prediction](#). In *International Conference on Learning Representations*.
- Tri Dao. 2023. [FlashAttention-2: Faster attention with better parallelism and work partitioning](#).
- Abhimanyu Dubey, Abhinav Jauhri, Abhinav Pandey, Abhishek Kadian, Ahmad Al-Dahle, Aiesha Letman, Akhil Mathur, Alan Schelten, Amy Yang, Angela Fan, Anirudh Goyal, Anthony Hartshorn, Aobo Yang, Archi Mitra, Archie Sravankumar, Artem Korenev, Arthur Hinsvark, Arun Rao, Aston Zhang, Aurelien Rodriguez, Austen Gregerson, Ava Spataru, Baptiste Roziere, Bethany Biron, Binh Tang, Bobbie Chern, Charlotte Caucheteux, Chaya Nayak, Chloe Bi, Chris Marra, Chris McConnell, Christian Keller, Christophe Touret, Chunyang Wu, Corinne Wong, Cristian Canton Ferrer, Cyrus Nikolaidis, Damien Allonius, Daniel Song, Danielle Pintz, Danny Livshits, David Esiobu, Dhruv Choudhary, Dhruv Mahajan, Diego Garcia-Olano, Diego Perino, Dieuwke Hupkes, Egor Lakomkin, Ehab AlBadawy, Elina Lobanova, Emily Dinan, Eric Michael Smith, Filip Radenovic,

Frank Zhang, Gabriel Synnaeve, Gabrielle Lee, Georgia Lewis Anderson, Graeme Nail, Gregoire Mialon, Guan Pang, Guillem Cucurell, Hailey Nguyen, Hannah Korevaar, Hu Xu, Hugo Touvron, Iliyan Zarov, Imanol Arrieta Ibarra, Isabel Kloumann, Ishan Misra, Ivan Evtimov, Jade Copet, Jaewon Lee, Jan Gefert, Jana Vranes, Jason Park, Jay Mahadeokar, Jeet Shah, Jelmer van der Linde, Jennifer Billock, Jenny Hong, Jenya Lee, Jeremy Fu, Jianfeng Chi, Jianyu Huang, Jiawen Liu, Jie Wang, Jiecao Yu, Joanna Bitton, Joe Spisak, Jongsoo Park, Joseph Rocca, Joshua Johnston, Joshua Saxe, Junteng Jia, Kalyan Vasuden Alwala, Kartikeya Upasani, Kate Plawiak, Ke Li, Kenneth Heafield, Kevin Stone, Khalid El-Arini, Krithika Iyer, Kshitiz Malik, Kuenley Chiu, Kunal Bhalla, Lauren Rantala-Yeary, Laurens van der Maaten, Lawrence Chen, Liang Tan, Liz Jenkins, Louis Martin, Lovish Madaan, Lubo Malo, Lukas Blecher, Lukas Landzaat, Luke de Oliveira, Madeline Muzzi, Mahesh Pasupuleti, Mannat Singh, Manohar Paluri, Marcin Kardas, Mathew Oldham, Mathieu Rita, Maya Pavlova, Melanie Kambadur, Mike Lewis, Min Si, Mitesh Kumar Singh, Mona Hassan, Naman Goyal, Narjes Torabi, Nikolay Bashlykov, Nikolay Bogoychev, Niladri Chatterji, Olivier Duchenne, Onur Çelebi, Patrick Alrassy, Pengchuan Zhang, Pengwei Li, Petar Vasic, Peter Weng, Prajjwal Bhargava, Pratik Dubal, Praveen Krishnan, Punit Singh Koura, Puxin Xu, Qing He, Qingxiao Dong, Ragavan Srinivasan, Raj Ganapathy, Ramon Calderer, Ricardo Silveira Cabral, Robert Stojnic, Roberta Raileanu, Rohit Girdhar, Rohit Patel, Romain Sauvestre, Ronnie Polidoro, Roshan Sumbaly, Ross Taylor, Ruan Silva, Rui Hou, Rui Wang, Saghar Hosseini, Sahana Chennabasappa, Sanjay Singh, Sean Bell, Seohyun Sonia Kim, Sergey Edunov, Shaoliang Nie, Sharan Narang, Sharath Rapparthi, Sheng Shen, Shengye Wan, Shruti Bhosale, Shun Zhang, Simon Vandenhende, Soumya Batra, Spencer Whitman, Sten Sootla, Stephane Collot, Suchin Gururangan, Sydney Borodinsky, Tamar Herman, Tara Fowler, Tarek Sheasha, Thomas Georgiou, Thomas Scialom, Tobias Speckbacher, Todor Mihaylov, Tong Xiao, Ujjwal Karn, Vedanuj Goswami, Vibhor Gupta, Vignesh Ramanathan, Viktor Kerkez,

Vincent Gonguet, Virginie Do, Vish Vogeti, Vladan Petrovic, Weiwei Chu, Wenhan Xiong, Wenyin Fu, Whitney Meers, Xavier Martinet, Xiaodong Wang, Xiaoqing Ellen Tan, Xinfeng Xie, Xuchao Jia, Xuwei Wang, Yaelle Goldschlag, Yashesh Gaur, Yasmine Babaei, Yi Wen, Yiwen Song, Yuchen Zhang, Yue Li, Yuning Mao, Zacharie Delpierre Coudert, Zheng Yan, Zhengxing Chen, Zoe Papanikos, Aaditya Singh, Aaron Grattafiori, Abha Jain, Adam Kelsey, Adam Shajnfeld, Adithya Gangidi, Adolfo Victoria, Ahuva Goldstand, Ajay Menon, Ajay Sharma, Alex Boesenberg, Alex Vaughan, Alexei Baevski, Allie Feinstein, Amanda Kallet, Amit Sangani, Anam Yunus, Andrei Lupu, Andres Alvarado, Andrew Caples, Andrew Gu, Andrew Ho, Andrew Poulton, Andrew Ryan, Ankit Ramchandani, Annie Franco, Aparajita Saraf, Arka-bandhu Chowdhury, Ashley Gabriel, Ashwin Bharambe, Assaf Eisenman, Azadeh Yazdan, Beau James, Ben Maurer, Benjamin Leonhardi, Bernie Huang, Beth Loyd, Beto De Paola, Bhargavi Paranjape, Bing Liu, Bo Wu, Boyu Ni, Braden Hancock, Bram Wasti, Brandon Spence, Brani Stojkovic, Brian Gamido, Britt Montalvo, Carl Parker, Carly Burton, Catalina Mejia, Changan Wang, Changkyu Kim, Chao Zhou, Chester Hu, Ching-Hsiang Chu, Chris Cai, Chris Tindal, Christoph Feichtenhofer, Damon Civin, Dana Beaty, Daniel Kreymer, Daniel Li, Danny Wyatt, David Adkins, David Xu, Davide Testuggine, Delia David, Devi Parikh, Diana Liskovich, Didem Foss, DingKang Wang, Duc Le, Dustin Holland, Edward Dowling, Eissa Jamil, Elaine Montgomery, Eleonora Presani, Emily Hahn, Emily Wood, Erik Brinkman, Esteban Arcaute, Evan Dunbar, Evan Smothers, Fei Sun, Felix Kreuk, Feng Tian, Firat Ozgenel, Francesco Caggioni, Francisco Guzmán, Frank Kanayet, Frank Seide, Gabriela Medina Florez, Gabriella Schwarz, Gada Badeer, Georgia Swee, Gil Halpern, Govind Thattai, Grant Herman, Grigory Sizov, Guangyi, Zhang, Guna Lakshminarayanan, Hamid Shojanazeri, Han Zou, Hannah Wang, Hanwen Zha, Haroun Habeeb, Harrison Rudolph, Helen Suk, Henry Aspegren, Hunter Goldman, Ibrahim Damlaj, Igor Molybog, Igor Tufanov, Irina-Elena Veliche, Itai Gat, Jake Weissman, James Geboski, James Kohli,

- Japhet Asher, Jean-Baptiste Gaya, Jeff Marcus, Jeff Tang, Jennifer Chan, Jenny Zhen, Jeremy Reizenstein, Jeremy Teboul, Jessica Zhong, Jian Jin, Jingyi Yang, Joe Cummings, Jon Carvill, Jon Shepard, Jonathan McPhie, Jonathan Torres, Josh Ginsburg, Junjie Wang, Kai Wu, Kam Hou U, Karan Saxena, Karthik Prasad, Kartikay Khandelwal, Katayoun Zand, Kathy Matosich, Kaushik Veeraraghavan, Kelly Michelena, Keqian Li, Kun Huang, Kunal Chawla, Kushal Lakhota, Kyle Huang, Lailin Chen, Lakshya Garg, Lavender A, Leandro Silva, Lee Bell, Lei Zhang, Liangpeng Guo, Licheng Yu, Liron Moshkovich, Luca Wehrstedt, Madian Khabza, Manav Avalani, Manish Bhatt, Maria Tsimpoukelli, Martynas Mankus, Matan Hasson, Matthew Lennie, Matthias Reso, Maxim Groshev, Maxim Naumov, Maya Lathi, Meghan Keneally, Michael L. Seltzer, Michal Valko, Michelle Restrepo, Mihir Patel, Mik Vyatskov, Mikayel Samvelyan, Mike Clark, Mike Macey, Mike Wang, Miquel Juber Hermoso, Mo Metanat, Mohammad Rastegari, Munish Bansal, Nandhini Santhanam, Natascha Parks, Natasha White, Navyata Bawa, Nayan Singhal, Nick Egebo, Nicolas Usunier, Nikolay Pavlovich Laptev, Ning Dong, Ning Zhang, Norman Cheng, Oleg Chernoguz, Olivia Hart, Omkar Salpekar, Ozlem Kalinli, Parkin Kent, Parth Parekh, Paul Saab, Pavan Balaji, Pedro Rittner, Philip Bontrager, Pierre Roux, Piotr Dollar, Polina Zvyagina, Prashant Ratanchandani, Pritish Yuvraj, Qian Liang, Rachad Alao, Rachel Rodriguez, Rafi Ayub, Raghotham Murthy, Raghu Nayani, Rahul Mitra, Raymond Li, Rebekkah Hogan, Robin Battey, Rocky Wang, Rohan Maheswari, Russ Howes, Ruty Rinott, Sai Jayesh Bondu, Samyak Datta, Sara Chugh, Sara Hunt, Sargun Dhillon, Sasha Sidorov, Satadru Pan, Saurabh Verma, Seiji Yamamoto, Sharadh Ramaswamy, Shaun Lindsay, Shaun Lindsay, Sheng Feng, Shenghao Lin, Shengxin Cindy Zha, Shiva Shankar, Shuqiang Zhang, Shuqiang Zhang, Sinong Wang, Sneha Agarwal, Soji Sajuyigbe, Soumith Chintala, Stephanie Max, Stephen Chen, Steve Kehoe, Steve Satterfield, Sudarshan Govindaprasad, Sumit Gupta, Sungmin Cho, Sunny Virk, Suraj Subramanian, Sy Choudhury, Sydney Goldman, Tal Remez, Tamar Glaser, Tamara Best, Thilo Kohler, Thomas Robin-son, Tianhe Li, Tianjun Zhang, Tim Matthews, Timothy Chou, Tzook Shaked, Varun Vontimitta, Victoria Ajayi, Victoria Montanez, Vijai Mohan, Vinay Satish Kumar, Vishal Mangla, Vitor Albiero, Vlad Ionescu, Vlad Poenaru, Vlad Tiberiu Mihailescu, Vladimir Ivanov, Wei Li, Wenchen Wang, Wenwen Jiang, Wes Bouaziz, Will Constable, Xiaocheng Tang, Xiaofang Wang, Xiaojian Wu, Xiaolan Wang, Xide Xia, Xilun Wu, Xinbo Gao, Yanjun Chen, Ye Hu, Ye Jia, Ye Qi, Yenda Li, Yilin Zhang, Ying Zhang, Yossi Adi, Youngjin Nam, Yu, Wang, Yuchen Hao, Yundi Qian, Yuzi He, Zach Rait, Zachary DeVito, Zef Rosnbrick, Zhaoduo Wen, Zhenyu Yang, and Zhiwei Zhao. 2024. [The llama 3 herd of models](#).
- Darren Edge, Ha Trinh, Newman Cheng, Joshua Bradley, Alex Chao, Apurva Mody, Steven Truitt, and Jonathan Larson. 2024. [From local to global: A graph rag approach to query-focused summarization](#).
- Anurag Garikipati, Jenish Maharjan, Navan Preet Singh, Leo Cyrus, Mayank Sharma, Madalina Ciobanu, Gina Barnes, Qingqing Mao, and Ritankar Das. 2024. [OpenmedLM: Prompt engineering can out-perform fine-tuning in medical question-answering with open-source large language models](#). In *AAAI 2024 Spring Symposium on Clinical Foundation Models*.
- J. C. Gower. 1975. [Generalized procrustes analysis](#). *Psychometrika*, 40(1):33–51.
- R. Hadsell, S. Chopra, and Y. LeCun. 2006. [Dimensionality reduction by learning an invariant mapping](#). In *2006 IEEE Computer Society Conference on Computer Vision and Pattern Recognition (CVPR'06)*, volume 2, pages 1735–1742.
- Patrick Hager, Fabian Jungmann, Richard Holland, et al. 2024. [Evaluation and mitigation of the limitations of large language models in clinical decision-making](#). *Nature Medicine*, 30:2613–2622.
- Will Hamilton, Zhitao Ying, and Jure Leskovec. 2017. [Inductive representation learning on large graphs](#). In *Advances in Neural Information Processing Systems*, volume 30. Curran Associates, Inc.
- Tianyu Han, Lisa C. Adams, Jens-Michalis Pappoannou, Paul Grundmann, Tom Oberhauser,

- Alexander Löser, Daniel Truhn, and Keno K. Bressen. 2023. [MedAlpaca – An open-source collection of medical conversational ai models and training data.](#)
- Kaiming He, Haoqi Fan, Yuxin Wu, Saining Xie, and Ross B. Girshick. 2019. [Momentum contrast for unsupervised visual representation learning.](#) *2020 IEEE/CVF Conference on Computer Vision and Pattern Recognition (CVPR)*, pages 9726–9735.
- Dan Hendrycks, Collin Burns, Steven Basart, Andy Zou, Mantas Mazeika, Dawn Song, and Jacob Steinhardt. 2021. [Measuring massive multitask language understanding.](#) In *International Conference on Learning Representations*.
- Sara Hooker. 2024. [On the limitations of compute thresholds as a governance strategy.](#)
- Edward J Hu, Yelong Shen, Phillip Wallis, Zeyuan Allen-Zhu, Yuanzhi Li, Shean Wang, Lu Wang, and Weizhu Chen. 2022. [LoRA: Low-rank adaptation of large language models.](#) In *International Conference on Learning Representations*.
- Weihua Hu, Bowen Liu, Joseph Gomes, Marinka Zitnik, Percy Liang, Vijay Pande, and Jure Leskovec. 2020. [Strategies for pre-training graph neural networks.](#) In *International Conference on Learning Representations*.
- Yuntong Hu, Zhihan Lei, Zheng Zhang, Bo Pan, Chen Ling, and Liang Zhao. 2024. [Grag: Graph retrieval-augmented generation.](#)
- Yue Huang, Lichao Sun, Haoran Wang, Siyuan Wu, Qihui Zhang, Yuan Li, Chujie Gao, Yixin Huang, Wenhan Lyu, Yixuan Zhang, Xiner Li, Hanchi Sun, Zhengliang Liu, Yixin Liu, Yijue Wang, Zhikun Zhang, Bertie Vidgen, Bhavya Kailkhura, Caiming Xiong, Chaowei Xiao, Chunyuan Li, Eric P. Xing, Furong Huang, Hao Liu, Heng Ji, Hongyi Wang, Huan Zhang, Huaxiu Yao, Manolis Kellis, Marinka Zitnik, Meng Jiang, Mohit Bansal, James Zou, Jian Pei, Jian Liu, Jianfeng Gao, Jiawei Han, Jieyu Zhao, Jiliang Tang, Jindong Wang, Joaquin Vanschoren, John Mitchell, Kai Shu, Kaidi Xu, Kai-Wei Chang, Lifang He, Lifu Huang, Michael Backes, Neil Zhenqiang Gong, Philip S. Yu, Pin-Yu Chen, Quanquan Gu, Ran Xu, Rex Ying, Shuiwang Ji, Suman Jana, Tianlong Chen, Tianming Liu, Tianyi Zhou, William Yang Wang, Xiang Li, Xiangliang Zhang, Xiao Wang, Xing Xie, Xun Chen, Xuyu Wang, Yan Liu, Yanfang Ye, Yinzhi Cao, Yong Chen, and Yue Zhao. 2024. [Position: TrustLLM: Trustworthiness in large language models.](#) In *Proceedings of the 41st International Conference on Machine Learning*, volume 235 of *Proceedings of Machine Learning Research*, pages 20166–20270. PMLR.
- Albert Q. Jiang, Alexandre Sablayrolles, Arthur Mensch, Chris Bamford, Devendra Singh Chaplot, Diego de las Casas, Florian Bressand, Gianna Lengyel, Guillaume Lample, Lucile Saulnier, L  lio Renard Lavaud, Marie-Anne Lachaux, Pierre Stock, Teven Le Scao, Thibaut Lavril, Thomas Wang, Timoth  e Lacroix, and William El Sayed. 2023. [Mistral 7B.](#)
- Di Jin, Eileen Pan, Nassim Oufattole, Wei-Hung Weng, Hanyi Fang, and Peter Szolovits. 2020. [What disease does this patient have? a large-scale open domain question answering dataset from medical exams.](#)
- Qiao Jin, Bhuwan Dhingra, Zhengping Liu, William Cohen, and Xinghua Lu. 2019. [PubMedQA: A dataset for biomedical research question answering.](#) In *Proceedings of the 2019 Conference on Empirical Methods in Natural Language Processing and the 9th International Joint Conference on Natural Language Processing (EMNLP-IJCNLP)*, pages 2567–2577, Hong Kong, China. Association for Computational Linguistics.
- Wei Ju, Zheng Fang, Yiyang Gu, Zequn Liu, Qingqing Long, Ziyue Qiao, Yifang Qin, Jianhao Shen, Fang Sun, Zhiping Xiao, Junwei Yang, Jingyang Yuan, Yusheng Zhao, Yifan Wang, Xiao Luo, and Ming Zhang. 2024. [A comprehensive survey on deep graph representation learning.](#) *Neural Networks*, 173:106207.
- Hyunjae Kim, Hyeon Hwang, Jiwoo Lee, Sihyeon Park, Dain Kim, Taewhoo Lee, Chanwoong Yoon, Jiwoong Sohn, Donghee Choi, and Jae-woo Kang. 2024. [Small language models learn enhanced reasoning skills from medical textbooks.](#)

- Yanis Labrak, Adrien Bazoge, Emmanuel Morin, Pierre-Antoine Gourraud, Mickael Rouvier, and Richard Dufour. 2024. [BioMistral: A collection of open-source pretrained large language models for medical domains](#). In *Findings of the Association for Computational Linguistics ACL 2024*, pages 5848–5864, Bangkok, Thailand and virtual meeting. Association for Computational Linguistics.
- Patrick Lewis, Ethan Perez, Aleksandra Piktus, Fabio Petroni, Vladimir Karpukhin, Naman Goyal, Heinrich Küttler, Mike Lewis, Wen-tau Yih, Tim Rocktäschel, Sebastian Riedel, and Douwe Kiela. 2020. [Retrieval-augmented generation for knowledge-intensive nlp tasks](#). In *Advances in Neural Information Processing Systems*, volume 33, pages 9459–9474. Curran Associates, Inc.
- Fangyu Liu, Ehsan Shareghi, Zaiqiao Meng, Marco Basaldella, and Nigel Collier. 2020. Self-alignment pretraining for biomedical entity representations. In *North American Chapter of the Association for Computational Linguistics*.
- Yang Liu, Yuanshun Yao, Jean-François Ton, Xiaoying Zhang, Ruocheng Guo, Hao Cheng, Yegor Klochkov, Muhammad Faaiz Taufiq, and Hanguang Li. 2023. [Trustworthy LLMs: a survey and guideline for evaluating large language models’ alignment](#). *ArXiv*, abs/2308.05374.
- Valentin Liévin, Christoffer Egeberg Hother, Andreas Geert Motzfeldt, and Ole Winther. 2024. [Can large language models reason about medical questions?](#) *Patterns*, 5(3):100943.
- Wenpeng Lu, Guobiao Zhang, Xueping Peng, Hongjiao Guan, and Shoujin Wang. 2024. [Medical entity disambiguation with medical mention relation and fine-grained entity knowledge](#). In *Proceedings of the 2024 Joint International Conference on Computational Linguistics, Language Resources and Evaluation (LREC-COLING 2024)*, pages 11148–11158, Torino, Italia. ELRA and ICCL.
- D. Lyell and E. Coiera. 2017. [Automation bias and verification complexity: a systematic review](#). *Journal of the American Medical Informatics Association*, 24(2):423–431.
- Costas Mavromatis and George Karypis. 2024. [Gnn-rag: Graph neural retrieval for large language model reasoning](#).
- Joshua Maynez, Shashi Narayan, Bernd Bohnet, and Ryan McDonald. 2020. [On faithfulness and factuality in abstractive summarization](#). In *Proceedings of the 58th Annual Meeting of the Association for Computational Linguistics*, pages 1906–1919, Online. Association for Computational Linguistics.
- Sunil Mohan and Donghui Li. 2019. [MedMentions: A large biomedical corpus annotated with umls concepts](#).
- Michael Moor, Oishi Banerjee, Zein S.H. Abad, et al. 2023. [Foundation models for generalist medical artificial intelligence](#). *Nature*, 616:259–265.
- Lleayem Nazario-Johnson, Hossam A. Zaki, and Glenn A. Tung. 2023. [Use of large language models to predict neuroimaging](#). *Journal of the American College of Radiology*, 20(10):1004–1009.
- Robert Osazuwa Ness, Katie Matton, Hayden Helm, Sheng Zhang, Junaid Bajwa, Carey E. Priebe, and Eric Horvitz. 2024. [Medfuzz: Exploring the robustness of large language models in medical question answering](#).
- Mark Neumann, Daniel King, Iz Beltagy, and Waleed Ammar. 2019. [ScispaCy: Fast and robust models for biomedical natural language processing](#). In *Proceedings of the 18th BioNLP Workshop and Shared Task*, pages 319–327, Florence, Italy. Association for Computational Linguistics.
- Harsha Nori, Yin Tat Lee, Sheng Zhang, Dean Carignan, Richard Edgar, Nicolo Fusi, Nicholas King, Jonathan Larson, Yuanzhi Li, Weishung Liu, Renqian Luo, Scott Mayer McKinney, Robert Osazuwa Ness, Hoifung Poon, Tao Qin, Naoto Usuyama, Chris White, and Eric Horvitz. 2023. [Can generalist foundation models out-compete special-purpose tuning? case study in medicine](#).
- Aaron van den Oord, Yazhe Li, and Oriol Vinyals. 2019. [Representation learning with contrastive predictive coding](#).

- Ankit Pal, Logesh Kumar Umapathi, and Malaikannan Sankarasubbu. 2022. [Medmcqa: A large-scale multi-subject multi-choice dataset for medical domain question answering](#). In *Proceedings of the Conference on Health, Inference, and Learning*, volume 174 of *Proceedings of Machine Learning Research*, pages 248–260. PMLR.
- Jeff Z. Pan, Simon Razniewski, Jan-Christoph Kalo, Sneha Singhanian, Jiaoyan Chen, Stefan Dietze, Hajira Jabeen, Janna Omeliyanenko, Wen Zhang, Matteo Lissandrini, Russa Biswas, Gerard de Melo, Angela Bonifati, Edlira Vakaj, Mauro Dragoni, and Damien Graux. 2023. [Large Language Models and Knowledge Graphs: Opportunities and Challenges](#). *Transactions on Graph Data and Knowledge*, 1(1):2:1–2:38.
- Shirui Pan, Linhao Luo, Yufei Wang, Chen Chen, Jiapu Wang, and Xindong Wu. 2024. [Unifying large language models and knowledge graphs: A roadmap](#). *IEEE Transactions on Knowledge and Data Engineering*, 36(7):3580–3599.
- Pouya Pezeshkpour and Estevam Hruschka. 2023. [Large language models sensitivity to the order of options in multiple-choice questions](#).
- Moritz Plenz and Anette Frank. 2024. [Graph language models](#). In *Proceedings of the 62nd Annual Meeting of the Association for Computational Linguistics (Volume 1: Long Papers)*, pages 4477–4494, Bangkok, Thailand. Association for Computational Linguistics.
- Petar Ristoski and Heiko Paulheim. 2016. [Rdf2vec: Rdf graph embeddings for data mining](#). In *The Semantic Web – ISWC 2016*, pages 498–514, Cham. Springer International Publishing.
- Khaled Saab, Tao Tu, Wei-Hung Weng, Ryutaro Tanno, David Stutz, Ellery Wulczyn, Fan Zhang, Tim Strother, Chunjong Park, Elahe Vedadi, Juanma Zambrano Chaves, Szu-Yeu Hu, Mike Schaeckermann, Aishwarya Kamath, Yong Cheng, David G. T. Barrett, Cathy Cheung, Basil Mustafa, Anil Palepu, Daniel McDuff, Le Hou, Tomer Golany, Luyang Liu, Jean baptiste Alayrac, Neil Houlsby, Nenad Tomasev, Jan Freyberg, Charles Lau, Jonas Kemp, Jeremy Lai, Shekoofeh Azizi, Kimberly Kanada, SiWai Man, Kavita Kulkarni, Ruoxi Sun, Siamak Shakeri, Luheng He, Ben Caine, Albert Webson, Natasha Latysheva, Melvin Johnson, Philip Mansfield, Jian Lu, Ehud Rivlin, Jesper Anderson, Bradley Green, Renee Wong, Jonathan Krause, Jonathon Shlens, Ewa Dominowska, S. M. Ali Eslami, Katherine Chou, Claire Cui, Oriol Vinyals, Koray Kavukcuoglu, James Manyika, Jeff Dean, Demis Hassabis, Yossi Matias, Dale Webster, Joelle Barral, Greg Corrado, Christopher Semturs, S. Sara Mahdavi, Juraj Gottweis, Alan Karthikesalingam, and Vivek Natarajan. 2024. [Capabilities of gemini models in medicine](#).
- Bhaskarjit Sarmah, Benika Hall, Rohan Rao, Sunil Patel, Stefano Pasquali, and Dhagash Mehta. 2024. [Hybridrag: Integrating knowledge graphs and vector retrieval augmented generation for efficient information extraction](#).
- Peter H Schönemann. 1966. A generalized solution of the orthogonal procrustes problem. *Psychometrika*, 31(1):1–10.
- Karan Singhal, Shekoofeh Azizi, Tao Tu, et al. 2023a. [Large language models encode clinical knowledge](#). *Nature*, 620(7974):172–180.
- Karan Singhal, Tao Tu, Juraj Gottweis, Rory Sayres, Ellery Wulczyn, Le Hou, Kevin Clark, Stephen Pfohl, Heather Cole-Lewis, Darlene Neal, Mike Schaeckermann, Amy Wang, Mohamed Amin, Sami Lachgar, Philip Mansfield, Sushant Prakash, Bradley Green, Ewa Dominowska, Blaise Aguera y Arcas, Nenad Tomasev, Yun Liu, Renee Wong, Christopher Semturs, S. Sara Mahdavi, Joelle Barral, Dale Webster, Greg S. Corrado, Yossi Matias, Shekoofeh Azizi, Alan Karthikesalingam, and Vivek Natarajan. 2023b. [Towards expert-level medical question answering with large language models](#).
- Kihyuk Sohn. 2016. [Improved deep metric learning with multi-class n-pair loss objective](#). In *Advances in Neural Information Processing Systems*, volume 29. Curran Associates, Inc.
- Emma Strubell, Ananya Ganesh, and Andrew McCallum. 2019. [Energy and policy considerations for deep learning in NLP](#). In *Proceedings of the 57th Annual Meeting of the Association*



- for *Computational Linguistics*, pages 3645–3650, Florence, Italy. Association for Computational Linguistics.
- Derek Tam, Anisha Mascarenhas, Shiyue Zhang, Sarah Kwan, Mohit Bansal, and Colin Raffel. 2023. [Evaluating the factual consistency of large language models through news summarization](#). In *Findings of the Association for Computational Linguistics: ACL 2023*, pages 5220–5255, Toronto, Canada. Association for Computational Linguistics.
- Jiabin Tang, Yuhao Yang, Wei Wei, Lei Shi, Lixin Su, Suqi Cheng, Dawei Yin, and Chao Huang. 2024. [GraphGPT: Graph instruction tuning for large language models](#). In *Proceedings of the 47th International ACM SIGIR Conference on Research and Development in Information Retrieval, SIGIR '24*, page 491–500, New York, NY, USA. Association for Computing Machinery.
- Hugo Touvron, Thibaut Lavril, Gautier Izacard, Xavier Martinet, Marie-Anne Lachaux, Timothée Lacroix, Baptiste Rozière, Naman Goyal, Eric Hambro, Faisal Azhar, Aurelien Rodriguez, Armand Joulin, Edouard Grave, and Guillaume Lample. 2023a. [LLaMA: Open and efficient foundation language models](#).
- Hugo Touvron, Louis Martin, Kevin Stone, Peter Albert, Amjad Almahairi, Yasmine Babaei, Nikolay Bashlykov, Soumya Batra, Prajjwal Bhargava, Shrutu Bhosale, Dan Bikel, Lukas Blecher, Cristian Canton Ferrer, Moya Chen, Guillem Cucurull, David Esiobu, Jude Fernandes, Jeremy Fu, Wenyin Fu, Brian Fuller, Cynthia Gao, Vedanuj Goswami, Naman Goyal, Anthony Hartshorn, Saghar Hosseini, Rui Hou, Hakan Inan, Marcin Kardas, Viktor Kerkez, Madian Khabsa, Isabel Kloumann, Artem Korenev, Punit Singh Koura, Marie-Anne Lachaux, Thibaut Lavril, Jenya Lee, Diana Liskovich, Yinghai Lu, Yuning Mao, Xavier Martinet, Todor Mihaylov, Pushkar Mishra, Igor Molybog, Yixin Nie, Andrew Poulton, Jeremy Reizenstein, Rashi Rungta, Kalyan Saladi, Alan Schelten, Ruan Silva, Eric Michael Smith, Ranjan Subramanian, Xiaoqing Ellen Tan, Binh Tang, Ross Taylor, Adina Williams, Jian Xiang Kuan, Puxin Xu, Zheng Yan, Iliyan Zarov, Yuchen Zhang, Angela Fan, Melanie Kambadur, Sharan Narang, Aurelien Rodriguez, Robert Stojnic, Sergey Edunov, and Thomas Scialom. 2023b. [Llama 2: Open foundation and fine-tuned chat models](#).
- Tao Tu, Shekoofeh Azizi, Danny Driess, Mike Schaekermann, Mohamed Amin, Pi-Chuan Chang, Andrew Carroll, Chuck Lau, Ryutaro Tanno, Ira Ktena, Basil Mustafa, Aakanksha Chowdhery, Yun Liu, Simon Kornblith, David Fleet, Philip Mansfield, Sushant Prakash, Renee Wong, Sunny Virmani, Christopher Semturs, S Sara Mahdavi, Bradley Green, Ewa Dominowska, Blaise Aguera y Arcas, Joelle Barral, Dale Webster, Greg S. Corrado, Yossi Matias, Karan Singhal, Pete Florence, Alan Karthikesalingam, and Vivek Natarajan. 2023. [Towards generalist biomedical ai](#).
- Dave Van Veen, Cara Van Uden, Maayane Attias, Anuj Pareek, Christian Bluethgen, Malgorzata Polacin, Wah Chiu, Jean-Benoit Delbrouck, Juan Zambrano Chaves, Curtis Langlotz, Akshay Chaudhari, and John Pauly. 2023. [RadAdapt: Radiology report summarization via lightweight domain adaptation of large language models](#). In *The 22nd Workshop on Biomedical Natural Language Processing and BioNLP Shared Tasks*, pages 449–460, Toronto, Canada. Association for Computational Linguistics.
- Alina Vretinaris, Chuan Lei, Vasilis Efthymiou, Xiao Qin, and Fatma Özcan. 2021. [Medical entity disambiguation using graph neural networks](#). In *Proceedings of the 2021 International Conference on Management of Data, SIGMOD '21*, page 2310–2318, New York, NY, USA. Association for Computing Machinery.
- Xinpeng Wang, Chengzhi Hu, Bolei Ma, Paul Rottger, and Barbara Plank. 2024a. [Look at the text: Instruction-tuned language models are more robust multiple choice selectors than you think](#). In *First Conference on Language Modeling*.
- Xinpeng Wang, Bolei Ma, Chengzhi Hu, Leon Weber-Genzel, Paul Röttger, Frauke Kreuter, Dirk Hovy, and Barbara Plank. 2024b. [“My Answer is C”: First-token probabilities do not match text answers in instruction-tuned language models](#). In *Findings of the Association for Computational Linguistics ACL 2024*,

- pages 7407–7416, Bangkok, Thailand and virtual meeting. Association for Computational Linguistics.
- Jason Wei, Xuezhi Wang, Dale Schuurmans, Maarten Bosma, Brian Ichter, Fei Xia, Ed H. Chi, Quoc V. Le, and Denny Zhou. 2024. Chain-of-thought prompting elicits reasoning in large language models. In *Proceedings of the 36th International Conference on Neural Information Processing Systems*, NeurIPS '22, Red Hook, NY, USA. Curran Associates Inc.
- Chaoyi Wu, Weixiong Lin, Xiaoman Zhang, Ya Zhang, Yanfeng Wang, and Weidi Xie. 2023. [PMC-LLaMA: Towards building open-source language models for medicine](#).
- Ruo Chen Xu, Yiming Yang, Naoki Otani, and Yuexin Wu. 2018. [Unsupervised cross-lingual transfer of word embedding spaces](#). In *Proceedings of the 2018 Conference on Empirical Methods in Natural Language Processing*, pages 2465–2474, Brussels, Belgium. Association for Computational Linguistics.
- Bishan Yang, Wen-tau Yih, Xiaodong He, Jianfeng Gao, and Li Deng. 2015. [Embedding entities and relations for learning and inference in knowledge bases](#). In *3rd International Conference on Learning Representations, ICLR 2015, San Diego, CA, USA, May 7-9, 2015, Conference Track Proceedings*.
- Junhan Yang, Zheng Liu, Shitao Xiao, Chaozhuo Li, Defu Lian, Sanjay Agrawal, Amit S, Guangzhong Sun, and Xing Xie. 2021. [Graphformers: GNN-nested transformers for representation learning on textual graph](#). In *Advances in Neural Information Processing Systems*.
- Michihiro Yasunaga, Antoine Bosselut, Hongyu Ren, Xikun Zhang, Christopher D Manning, Percy S Liang, and Jure Leskovec. 2022. [Deep bidirectional language-knowledge graph pre-training](#). In *Advances in Neural Information Processing Systems*, volume 35, pages 37309–37323. Curran Associates, Inc.
- Zhengyan Zhang, Xu Han, Zhiyuan Liu, Xin Jiang, Maosong Sun, and Qun Liu. 2019. [ERNIE: Enhanced language representation with informative entities](#). In *Proceedings of the 57th Annual Meeting of the Association for Computational Linguistics*, pages 1441–1451, Florence, Italy. Association for Computational Linguistics.
- Chujie Zheng, Hao Zhou, Fandong Meng, Jie Zhou, and Minlie Huang. 2024. [Large language models are not robust multiple choice selectors](#). In *The Twelfth International Conference on Learning Representations*.
- Jiawei Zhou, Yixuan Zhang, Qianni Luo, Andrea G Parker, and Munmun De Choudhury. 2023. [Synthetic lies: Understanding ai-generated misinformation and evaluating algorithmic and human solutions](#). In *Proceedings of the 2023 CHI Conference on Human Factors in Computing Systems*, CHI '23, New York, NY, USA. Association for Computing Machinery.
- Hongyin Zhu, Hao Peng, Zhiheng Lyu, Lei Hou, Juanzi Li, and Jinghui Xiao. 2023. [Pre-training language model incorporating domain-specific heterogeneous knowledge into a unified representation](#). *Expert Systems with Applications*, 215:119369.