

Proxy-informed Bayesian transfer learning with unknown sources

Sabina J. Sloman^{*1}, Julien Martinelli², and Samuel Kaski^{1,3}

¹Department of Computer Science, University of Manchester, Manchester, UK

²Inserm Bordeaux Population Health, Vaccine Research Institute, Université de Bordeaux,
Inria Bordeaux Sud-ouest, France

³Department of Computer Science, Aalto University, Helsinki, Finland

November 6, 2024

Abstract

Generalization outside the scope of one’s training data requires leveraging prior knowledge about the effects that transfer, and the effects that don’t, between different data sources. Bayesian transfer learning is a principled paradigm for specifying this knowledge, and refining it on the basis of data from the source (training) and target (prediction) tasks. We address the challenging transfer learning setting where the learner (i) cannot fine-tune in the target task, and (ii) does not know which source data points correspond to the same task (i.e., the data sources are unknown). We propose a proxy-informed robust method for probabilistic transfer learning (PROMPT), which provides a posterior predictive estimate tailored to the structure of the target task, without requiring the learner have access to any outcome information from the target task. Instead, PROMPT relies on the availability of *proxy information*. PROMPT uses the same proxy information for two purposes: (i) estimation of effects specific to the target task, and (ii) construction of a robust reweighting of the source data for estimation of effects that transfer between tasks. We provide theoretical results on the effect of this reweighting on the risk of *negative transfer*, and demonstrate application of PROMPT in two synthetic settings.

*Correspondence to sabina.sloman@manchester.ac.uk.

1 INTRODUCTION

The paradigm of transfer (multi-task) learning takes, often sparse, data from one or multiple *source* tasks and uses it to predict outcomes in a different but related *target* task. Consider, for instance, trying to predict the effectiveness of a treatment for a new patient on the basis of observational data. Inevitably, the measured effects of the treatment in the source data are affected by a myriad of unobserved confounders, such as the quality of treatment in a given clinical setting or the patient’s adherence to a treatment regimen. Prediction in this, and many other, settings requires learning both *shared* parameters (treatment effect) and *task* parameters (the quality of treatment in *this* patient’s local clinic; *this* patient’s adherence). Bayesian learning incorporates prior information into the learning process in a principled way, and so is a natural paradigm for such tasks, especially when the available data is sparse.

We relax two components of many common transfer learning settings: First, while many formulations provide the learner with the opportunity to fine-tune in the target task (e.g., Grant et al. 2018; Yoon et al. 2018; Patacchiola et al. 2020), ours does not. This is inspired by settings where fine-tuning is infeasible or may cause undue harm (e.g., a treatment that can only be effectively administered once). Without additional outcome information from the target task, the Bayesian learner has no information on the basis of which to update their prior beliefs about the target task parameter.

Second, while many formulations assume the availability of some prior knowledge about the source data, such as the number of distinct tasks represented in the source data and which data points correspond to the same task (e.g., Grant et al. 2018; Yoon et al. 2018; Gordon et al. 2019; Patacchiola et al. 2020), we operate in the setting of **unknown data sources** where no such prior information is available. This setting is inspired by transfer learning tasks characterized by unobserved confounders, whose value and influence on the source data cannot be directly measured. To the Bayesian learner who relies on prior information, the *lack* of prior knowledge is a fundamental road block to making reliable inferences. As we show later, substituting prior knowledge with a misspecified, even apparently uninformative, prior can lead to biased inference of the shared parameter.

To overcome these challenges, we introduce a proxy-informed robust method for probabilistic transfer learning (PROMPT). To address the challenge in estimating the target task parameter introduced by the lack of outcome information in the target task, PROMPT leverages *proxy information*, or auxiliary information about the target task. For example, while one cannot directly measure the quality of treatment in a given clinical setting, those familiar with the clinic may be able to provide information about the types of health outcomes that are representative of that clinic.

To address the challenge in estimating the shared parameter introduced by the lack of knowledge about the data sources, PROMPT leverages *likelihood weighting*, a method used to enhance robustness to potential misspecification, and constructs the weights in a purely data-dependent way (i.e., without additional outcome or proxy information) from a *relevance function* that captures the “relevance” of an arbitrary data point to the target task.

2 PRELIMINARIES

Notation. Vectors and matrices are denoted by bold lowercase letters. $\mathbf{a}_{i,j}$ is the entry in the i^{th} row and j^{th} column of \mathbf{a} . Sets are denoted by calligraphic font (\mathcal{A}), and \mathcal{A}_i is the i^{th} element of \mathcal{A} . $\mathbf{a}_{\mathcal{I}}$, where \mathcal{I} is a set, is the subvector formed from selecting the elements of \mathbf{a} at the indices in \mathcal{I} . Random variables are denoted by bold capital letters (\mathbf{A}), and the notation for probability distributions is subscripted by the corresponding random variable ($P_{\mathbf{A}}$). For instance, \mathbf{A} is the random variable with domain \mathcal{A} and probability distribution $P_{\mathbf{A}}$.

Bayesian transfer learning is a general Bayesian framework for leveraging data from source task(s) to make predictions in a somewhat unrelated target task (Suder et al., 2023).

We consider a standard setting where the tasks are characterized by both shared and task parameters. The learner has available to them source data $\mathbf{d} = [(\mathbf{x}_1, \mathbf{y}_1), \dots, (\mathbf{x}_n, \mathbf{y}_n)]$ composed of observations, or pairs of **covariates** $\mathbf{x}_i \in \mathcal{X}$ and **outcomes** $\mathbf{y}_i \in \mathcal{Y}$ ¹. The covariates are considered fixed, while the outcomes are

¹The source data matrix can equivalently be written $\mathbf{d}_{(1:n)}$ to make explicit that it is composed of all n past observations.

considered random variables that depend on the covariates. This induces stochasticity in the source data itself, which can take values $\mathbf{d} \in \mathcal{D}$. We write the random variable characterizing the source data as \mathbf{D} .

The nature of the dependence between \mathbf{x} and \mathbf{y} characterizes a *task*: Outcomes from the same task depend on covariates in the same way. Each observation \mathbf{d}_i is generated in the context of a particular, possibly non-unique, task. In particular, the conditional probability of each outcome \mathbf{y}_i given the corresponding covariates \mathbf{x}_i depends both on **shared parameters** $\boldsymbol{\theta} \in \mathcal{T}$, which are the same for each task, and **task parameters** $\boldsymbol{\psi}_i \in \mathcal{S}$, which differ between tasks². Given a $(\boldsymbol{\theta}, \boldsymbol{\psi}_i)$, the learner can evaluate $p(\mathbf{d}_i | \boldsymbol{\theta}, \boldsymbol{\psi}_i) = p(\mathbf{y}_i | \mathbf{x}_i, \boldsymbol{\theta}, \boldsymbol{\psi}_i) p(\mathbf{x}_i) = p(\mathbf{y}_i | \mathbf{x}_i, \boldsymbol{\theta}, \boldsymbol{\psi}_i)$, where the last equality follows from the fact that \mathbf{x}_i is considered fixed (i.e., $p(\mathbf{x}_i) = 1$). As is typical in such formulations, we assume a single, data-generating value of each of the shared and task parameters, which we denote $\boldsymbol{\theta}^*$ and $\boldsymbol{\psi}^*$, respectively. We assume that data within tasks are conditionally independently distributed.

Definition 2.1 (Task). *A task is a specification of the conditional probability $P_{\mathbf{Y}_i | \mathbf{x}_i}$ for any \mathbf{x}_i . It depends on the value of a **shared parameter** $\boldsymbol{\theta}^*$ and **task parameter** $\boldsymbol{\psi}_i^*$. The value $\boldsymbol{\theta}^*$ is assumed to be shared across all tasks, and so each task is uniquely characterized by the value of $\boldsymbol{\psi}_i^*$.*

At deployment, the learner encounters an $(n + 1)^{\text{th}}$ task with target covariates \mathbf{x}_{n+1} , which will induce an outcome \mathbf{y}_{n+1} . Their goal is to predict \mathbf{y}_{n+1} on the basis of \mathbf{x}_{n+1} and \mathbf{d} , which requires identification of the **target data-generating process**, i.e., of the shared parameter $\boldsymbol{\theta}^*$ and task parameter $\boldsymbol{\psi}_{n+1}^*$.

The setting is visualized in Figure 1a. Throughout, we implicitly depend on the following assumption:

Assumption 2.2. *Figure 1a faithfully captures all dependencies.*

Notice that Assumption 2.2 implies that the value of $\boldsymbol{\psi}_{n+1}^*$ does not depend on $\boldsymbol{\theta}^*$.

The Bayesian learner assigns to values $(\boldsymbol{\theta}, \boldsymbol{\psi}_{n+1})$ a prior distribution, and so treats the parameters as random variables $\boldsymbol{\Theta}$ and $\boldsymbol{\Psi}_{n+1}$ with distribution $P_{\boldsymbol{\Theta}, \boldsymbol{\Psi}_{n+1}}$. For a given value $(\boldsymbol{\theta}, \boldsymbol{\psi}_{n+1})$, the likelihood L of the source data \mathbf{d} is

$$\begin{aligned} L(\mathbf{d}, \boldsymbol{\theta}, \boldsymbol{\psi}_{n+1}) &= p(\mathbf{d} | \boldsymbol{\theta}, \boldsymbol{\psi}_{n+1}) \\ &= L(\mathbf{d}, \boldsymbol{\theta}) \end{aligned} \tag{1}$$

where the second line follows because the target task parameter does not affect any of the source data.

An assumption that has been leveraged in other Bayesian transfer learning approaches is that the task identities are known. In our setting of **unknown data sources**, the learner is unaware of how many unique source tasks there are, or of which data come from the same, or similar, source tasks.

Negative transfer refers to the phenomenon that learning from source data can hurt performance in a target task (Wang et al., 2019; Sloman et al., 2024). We distinguish between the cases of positive and negative transfer. Informally, the Bayesian learner experiences **positive transfer** when their posterior places a higher probability on the shared parameter $\boldsymbol{\theta}^*$ than their prior; otherwise, they experience **negative transfer**. A formal definition is given in Section 4. (Notice that the presence of positive transfer is a property of the shared parameter; the target task parameter is assumed to not affect the source data, and so only the estimate of the shared parameter will “transfer”.)

When referring to the matrix of all n past observations, we usually omit the subscript $(1 : n)$, i.e., write $\mathbf{d} \equiv \mathbf{d}_{(1:n)}$.

²As in the case of the source data \mathbf{d} , the source task parameters can equivalently be written $\boldsymbol{\psi}_{(1:n)}$. When referring to the source task parameters, we usually omit the subscript $(1 : n)$, i.e., write $\boldsymbol{\psi} \equiv \boldsymbol{\psi}_{(1:n)}$.

Classic Bayesian inference combines the likelihood of data with the prior to construct a posterior $P_{\Theta, \Psi_{n+1} | \mathbf{d}}$ as follows:

$$\begin{aligned}
 p(\boldsymbol{\theta}, \boldsymbol{\psi}_{n+1} | \mathbf{d}) &= \frac{L(\mathbf{d}, \boldsymbol{\theta}, \boldsymbol{\psi}_{n+1}) p(\boldsymbol{\theta}, \boldsymbol{\psi}_{n+1})}{\mathbb{E}_{\boldsymbol{\theta} \sim P_{\Theta, \Psi}} [L(\mathbf{d}, \boldsymbol{\theta}, \boldsymbol{\psi}_{n+1})]} \\
 &= \left(\frac{L(\mathbf{d}, \boldsymbol{\theta}) p(\boldsymbol{\theta})}{\mathbb{E}_{\boldsymbol{\theta} \sim P_{\Theta}} [L(\mathbf{d}, \boldsymbol{\theta})]} \right) p(\boldsymbol{\psi}_{n+1}) \\
 &= \left(\frac{\mathbb{E}_{\boldsymbol{\psi} \sim P_{\Psi}} [L(\mathbf{d}, \boldsymbol{\theta}, \boldsymbol{\psi})] p(\boldsymbol{\theta})}{\mathbb{E}_{\boldsymbol{\theta} \sim P_{\Theta, \Psi}} [L(\mathbf{d}, \boldsymbol{\theta}, \boldsymbol{\psi})]} \right) p(\boldsymbol{\psi}_{n+1}) \\
 &= p(\boldsymbol{\theta} | \mathbf{d}) p(\boldsymbol{\psi}_{n+1})
 \end{aligned} \tag{2}$$

where the second line follows from Assumption 2.2 and Equation (1), and the third line makes explicit that the likelihood of the source data for the shared parameter marginalizes across the source task parameters.

The classic Bayesian approach is limited in two senses: (i) no information is gained about $\boldsymbol{\psi}_{n+1}$ (the probability of a value $\boldsymbol{\psi}_{n+1}$ is unchanged from the prior to the posterior), and (ii) in order to specify a likelihood for $\boldsymbol{\theta}$, the learner is required to have access to a prior P_{Ψ} . When data sources are unknown, no prior knowledge is available on which the learner can base their choice of prior. As we show informally in Section 3.2 and formally in Section 4, misspecification of this prior leads to the risk of negative transfer.

PROMPT addresses limitation (i) with the introduction of proxy information (Section 3.1). To address limitation (ii), PROMPT leverages generalizations of Bayesian inference developed for settings where a well-specified likelihood function is potentially unavailable.

Likelihood weighting is a technique whereby the learner modifies the likelihood to depend on a vector of weights $\boldsymbol{\eta}$ (Grünwald, 2011):

$$L^{\boldsymbol{\eta}}(\mathbf{d}, \boldsymbol{\theta}, \boldsymbol{\psi}) = p(\mathbf{d}, \boldsymbol{\theta}, \boldsymbol{\psi})^{\boldsymbol{\eta}}. \tag{3}$$

If $\eta_i < 1$, the effect is to “flatten” the likelihood of the i^{th} data point, i.e., to place more of the learner’s faith in the prior than the data. Many applications consider $\eta_i = \eta_j \forall i, j$. When some $\eta_i \neq \eta_j$, it can be seen as increasing the influence of some data points relative to others, or intervening on the distribution of data the model uses for learning.

Likelihood weighting has been applied for purposes that range from potential model misspecification (Grünwald, 2011; Miller and Dunson, 2019; Dewaskar et al., 2023), potential conflation of transferable and task-specific effects (Ibrahim and Chen, 2000; Ibrahim et al., 2011, 2014; Suder et al., 2023), model selection (Ibrahim et al., 2014), and increased efficiency of MCMC samplers (Schuster and Klebanov, 2021).

3 PROXY-INFORMED ROBUST METHOD FOR PROBABILISTIC TRANSFER LEARNING

Our proposed proxy-informed robust method for probabilistic transfer learning (PROMPT) addresses the setting of transfer learning with unknown data sources by using feedback from a proxy information source in two ways: First, this proxy information is used to form a posterior on the target task parameter $\boldsymbol{\psi}_{n+1}$. Then, reweighting techniques are used to construct a likelihood for $\boldsymbol{\theta}$ that is adapted for each possible value of $\boldsymbol{\psi}$ which, when combined with the posterior over $\boldsymbol{\psi}_{n+1}$, provides a robust posterior estimate for $\boldsymbol{\theta}$. Our algorithm performs the reweighting in a constant number of steps (see Section 3.2 and Algorithm 1). Once the reweighting is performed, the calculation of the posterior is similar to other Bayesian inference methods, and so in many cases our method increases computational overhead by only this constant amount.

Figure 1 illustrates the intuition behind PROMPT. Sections 3.1 to 3.3 detail Step 1 (Figure 1b), Step 2 (Figure 1c), and Step 3 (Figure 1d) of PROMPT. The entire procedure is summarized in Algorithm 1.

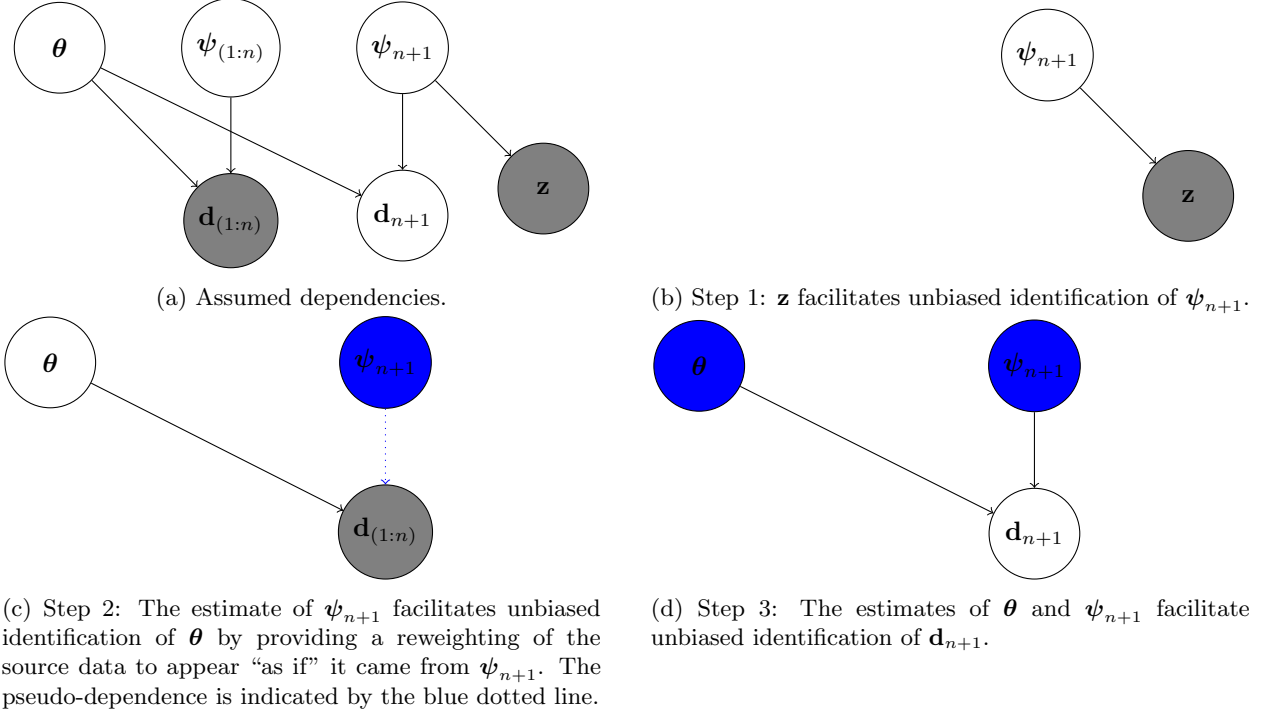


Figure 1: Assumed dependencies between shared parameters θ , task parameters ψ , source data \mathbf{d} , target data \mathbf{d}_{n+1} , and proxy information \mathbf{z} . Figure 1a shows all assumed dependencies. Figures 1b to 1d show the dependencies leveraged at Steps 1–3 of PROMPT, respectively. Unfilled nodes denote unobserved variables, grey nodes denote observed variables, and blue nodes denote unobserved variables for which a posterior estimate has been obtained at the corresponding step of the algorithm. Edges denote causal dependence.

Algorithm 1 Proxy-informed RObust Method for Probabilistic Transfer learning (PROMPT)

Input: Source data \mathbf{d} , proxy information \mathbf{z} , prior over the target data-generating process $P_{\Theta, \Psi_{n+1}}$, relevance function \mathcal{R} , and number of iterations for refinement of the relevance function T

Output: Proxy-informed posterior predictive distribution $P_{\mathbf{Y}_{n+1}|\mathbf{x}_{n+1}, \mathbf{d}, \mathbf{z}}^{\mathcal{R}}$

- 1: Compute $P_{\Psi_{n+1}|\mathbf{z}}$ (Equation (4)) ▷ Step 1
 - 2: **if** \mathcal{R} depends on P_{Θ} **then** ▷ Refinement of \mathcal{R}
 - 3: $\widehat{P}^{\mathcal{R}}_{\Theta} \leftarrow P_{\Theta}$
 - 4: **for** $t \in 1 : T$ **do**
 - 5: Evaluate \mathcal{R} using $\widehat{P}^{\mathcal{R}}_{\Theta}$
 - 6: Compute $L^{\mathcal{R}}(\mathbf{d}, \theta)$ (Equation (5))
 - 7: Compute $\widehat{P}^{\mathcal{R}}_{\Theta}$ using $P_{\Theta, \Psi_{n+1}|\mathbf{d}, \mathbf{z}}^{\mathcal{R}}$
 - 8: **end for**
 - 9: **end if**
 - 10: Evaluate \mathcal{R} using $\widehat{P}^{\mathcal{R}}_{\Theta}$
 - 11: Compute $L^{\mathcal{R}}(\mathbf{d}, \theta)$ (Equation (5)) ▷ Step 2
 - 12: Compute $P_{\mathbf{Y}_{n+1}|\mathbf{x}_{n+1}, \mathbf{d}, \mathbf{z}}^{\mathcal{R}}$ (Definition 3.4) ▷ Step 3
-

3.1 Step 1: Learning task parameters via proxies

To learn the target task parameters, we assume the learner has access to a source of **proxy information** that depends on the value of ψ_{n+1}^* (Figure 1a). We denote the proxy information $\mathbf{z} \in \mathcal{Z}$. In order to leverage the proxy information to learn ψ_{n+1}^* , we require that the learner know something about how \mathbf{z} depends on ψ_{n+1}^* :

Assumption 3.1 ($p(\mathbf{z}|\boldsymbol{\psi}_{n+1})$ is known). *The learner has a model for the likelihood of proxy information \mathbf{z} given $\boldsymbol{\psi}_{n+1}$.*

Combined with the prior $P_{\Psi_{n+1}}$, this induces a distribution over \mathbf{z} . We denote the corresponding random variable \mathbf{Z} .

Under Assumption 3.1, the learner can compute the posterior probability of a value $\boldsymbol{\psi}_{n+1}$ as

$$p(\boldsymbol{\psi}_{n+1}|\mathbf{z}) = \frac{p(\mathbf{z}|\boldsymbol{\psi}_{n+1}) p(\boldsymbol{\psi}_{n+1})}{\mathbb{E}_{\boldsymbol{\psi}'_{n+1}} [p(\mathbf{z}|\boldsymbol{\psi}'_{n+1})]}. \quad (4)$$

3.2 Step 2: Learning shared parameters via likelihood weighting

Step 1 of PROMPT provides the learner with a posterior for the target task parameter $P_{\Psi_{n+1}|\mathbf{z}}$. With an unbiased estimate of the posterior probability of $\boldsymbol{\psi}_{n+1}$, constructing a posterior over the entire data-generating process requires estimating the conditional probability of the source data given $\boldsymbol{\theta}$ and $\boldsymbol{\psi}_{n+1}$. If all the source data shared the same task parameter $\boldsymbol{\psi}_{n+1}^*$, inference would be straightforward, as the learner could simply leverage what they know about the conditional probability $p(\mathbf{d}|\boldsymbol{\theta}, \boldsymbol{\psi}_{n+1})$. However, because the source data do not depend on $\boldsymbol{\psi}_{n+1}$, computing the likelihood of a value $\boldsymbol{\theta}$ requires marginalizing over prior information about the source task parameters. As we discussed in Section 2, in the case of unknown data sources, this prior information is unavailable. Before explaining our approach, we briefly motivate why the absence of this prior information can lead to negative transfer. We provide a more formal treatment of this claim in Section 4.

The problem: example. To motivate the need for data reweighting to avoid negative transfer, consider estimation of the linear model $\mathbf{y}_i \sim \mathcal{N}(\boldsymbol{\theta}^* \mathbf{x}_{i,1} + \boldsymbol{\psi}_i^* \mathbf{x}_{i,2}, s)$ and $s = 1$. Let’s say that for some $k \in 1 : n$, $\boldsymbol{\psi}_{(1:k)}^* = -4$ and $\boldsymbol{\psi}_{(k+1:n+1)}^* = 4$. If the learner knew the data sources, they could compute $p(\boldsymbol{\theta}|\mathbf{d}, \boldsymbol{\psi}_{n+1}^*)$ by including only the $k+1-n^{\text{th}}$ data points in the estimate of the shared parameter. Combined with knowledge of $\boldsymbol{\psi}^*$, this results in the likelihood $L(\mathbf{d}, \boldsymbol{\theta}) \propto \prod_{i=k+1}^n e^{-\frac{(\mathbf{y}_i - \boldsymbol{\theta} \mathbf{x}_{i,1} - 4 \mathbf{x}_{i,2})^2}{2}}$.

Since the data sources are unknown, the classic Bayesian learner may assign a seemingly uninformative prior to the task parameters, e.g., $\boldsymbol{\psi}_i \sim \mathcal{N}(0, \sigma)$ for each $i \in 1 : n$ and some very large σ . Their estimate of the likelihood is then $L(\mathbf{d}, \boldsymbol{\theta}) \propto \prod_{i=1}^n e^{-\frac{(\mathbf{y}_i - \boldsymbol{\theta} \mathbf{x}_{i,1})^2}{2\sigma^2 \mathbf{x}_{i,2}^2}}$, which does not account for the effect of $\mathbf{x}_{i,2}$ on the mean of the distribution. This misspecification may bias the learner’s inference.

The solution: informal. The challenge arises because the learner requires a model for $p(\mathbf{d}|\boldsymbol{\theta}, \boldsymbol{\psi}_{n+1}^*)$. Using the source data, which does not depend on $\boldsymbol{\psi}_{n+1}^*$, as-is provides no information. As is highlighted by this toy example, using an arbitrary prior can induce negative transfer.

In an ideal world, the learner could intervene on the source data and set $\boldsymbol{\psi}_1^* = \dots = \boldsymbol{\psi}_n^* = \boldsymbol{\psi}_{n+1}^*$. While this is infeasible, the learner can manipulate the source data to resemble data from $\boldsymbol{\psi}_{n+1}$ without directly intervening on the outcomes: Namely, they can resample the data in a way that points that are *relevant* to the target task are overweighted.

The solution: formal. To effectively reweight the data, we turn to likelihood weighting. To construct the weights, we define the concept of **relevance**. We first introduce notation for the “pseudo-intervention” of setting the task parameter of a data point to a value $\boldsymbol{\psi}$. When $\boldsymbol{\psi}$ refers to the value of a variable on which a source data point \mathbf{d}_i does not depend, we write the probability of observing \mathbf{d}_i if the i^{th} task parameter had been “set” to $\boldsymbol{\psi}$ as $p(\mathbf{d}_i|\boldsymbol{\theta}, \boldsymbol{\psi}_i = \boldsymbol{\psi})$.

Definition 3.2 (Relevance ($\mathcal{R}_i(\boldsymbol{\psi})$)). *The relevance of the i^{th} data point to a task characterized by $\boldsymbol{\psi}$ is computed by a **relevance function** \mathcal{R} , is written $\mathcal{R}_i(\boldsymbol{\psi})$, and is a measure positively correlated with $p(\mathbf{d}_i|\boldsymbol{\theta}^*, \boldsymbol{\psi}_i = \boldsymbol{\psi})$, in expectation with respect to $P_{\mathbf{D}, \Psi}$.*

PROMPT estimates $p(\mathbf{d}|\boldsymbol{\theta}, \boldsymbol{\psi}_{n+1})$ using the **relevance-weighted (r-weighted) likelihood**:

$$L^{\boldsymbol{\psi}_{n+1}}(\mathbf{d}, \boldsymbol{\theta}) = \prod_{i=1}^n p(\mathbf{d}_i, \boldsymbol{\theta}, \boldsymbol{\psi}_i = \boldsymbol{\psi}_{n+1})^{\mathcal{R}_i(\boldsymbol{\psi}_{n+1})}. \quad (5)$$

Defining the relevance function. Definition 3.2 requires that $\mathcal{R}_i(\boldsymbol{\psi})$ positively correlate with $p(\mathbf{d}_i|\boldsymbol{\theta}^*, \boldsymbol{\psi}_i = \boldsymbol{\psi})$. However, $\boldsymbol{\theta}^*$ is unknown to the learner — otherwise, they wouldn’t need to perform inference in the first place. In many instances, the learner does not need additional knowledge about $\boldsymbol{\theta}^*$, and may construct the relevance function in a way that depends only on their prior P_{Θ} , for instance, as $\mathcal{R}_i(\boldsymbol{\psi}) = \mathbb{E}_{\boldsymbol{\theta} \sim \Theta} [(d_i|\boldsymbol{\theta}, \boldsymbol{\psi}_i = \boldsymbol{\psi})]$. To correct for the bias in the prior, we propose an iterative procedure. Namely, for each of T iterations, the learner can evaluate \mathcal{R} using a “proposed” distribution $\hat{P}_{\Theta}^{\mathcal{R}}$, compute the r-weighted likelihood in Equation (5), estimate a new proposed distribution, and reevaluate \mathcal{R} . This is outlined in Line 2–Line 9 of Algorithm 1. In Appendix B, we details one such iterative procedure in the context of the synthetic examples in Section 6.

3.3 Step 3: Computing the proxy-informed posterior predictive distribution

We can now define the **r-weighted posterior** and **r-weighted posterior predictive distribution** which are used to make predictions in the target task.

Definition 3.3 (Relevance-weighted (r-weighted) posterior distribution ($P_{\Theta, \boldsymbol{\Psi}_{n+1}|\mathbf{d}, \mathbf{z}}^{\mathcal{R}}$)). *The r-weighted posterior distribution $P_{\Theta, \boldsymbol{\Psi}_{n+1}|\mathbf{d}, \mathbf{z}}^{\mathcal{R}}$ is the parameter distribution with density*

$$p^{\mathcal{R}}(\boldsymbol{\theta}, \boldsymbol{\psi}_{n+1}|\mathbf{d}, \mathbf{z}) = \frac{L^{\boldsymbol{\psi}_{n+1}}(\mathbf{d}, \boldsymbol{\theta}) p(\mathbf{z}|\boldsymbol{\psi}_{n+1}) p(\boldsymbol{\theta}, \boldsymbol{\psi}_{n+1})}{\mathbb{E}_{\boldsymbol{\theta}, \boldsymbol{\psi}_{n+1} \sim P_{\Theta, \boldsymbol{\Psi}_{n+1}}} [L^{\boldsymbol{\psi}_{n+1}}(\mathbf{d}, \boldsymbol{\theta}) p(\mathbf{z}|\boldsymbol{\psi}_{n+1})]}.$$

Definition 3.4 (Relevance-weighted (r-weighted) posterior predictive distribution ($P_{\mathbf{Y}_{n+1}|\mathbf{x}_{n+1}, \mathbf{d}, \mathbf{z}}^{\mathcal{R}}$)). *The r-weighted posterior predictive distribution $P_{\mathbf{Y}_{n+1}|\mathbf{x}_{n+1}, \mathbf{d}, \mathbf{z}}^{\mathcal{R}}$ is the predictive distribution with density*

$$p^{\mathcal{R}}(\mathbf{y}_{n+1}|\mathbf{x}_{n+1}, \mathbf{d}, \mathbf{z}) = \mathbb{E}_{\boldsymbol{\theta}, \boldsymbol{\psi}_{n+1} \sim P_{\Theta, \boldsymbol{\Psi}_{n+1}|\mathbf{d}, \mathbf{z}}^{\mathcal{R}}} [p(\mathbf{y}_{n+1}|\mathbf{x}_{n+1}, \boldsymbol{\theta}, \boldsymbol{\psi}_{n+1})].$$

4 THEORETICAL RESULTS

We would like to assess whether PROMPT helps the learner better identify the target data-generating process $(\boldsymbol{\theta}^*, \boldsymbol{\psi}_{n+1}^*)$. To do this we leverage an information-theoretic measure: The **information gain (IG)**, or degree to which a Bayesian learner has “gained information” about parameter value $\boldsymbol{\theta}$, is the expected log ratio of the posterior to prior odds of $\boldsymbol{\theta}$. The IG has been used in contexts like experimental design (Rainforth et al., 2024) and model selection (Oladyshkin and Nowak, 2019).

In our analysis, we will assume the learner specifies a, likely misspecified, prior over $\boldsymbol{\psi}$, $P_{\boldsymbol{\Psi}}$. The probability of the data using a classic likelihood is

$$L(\mathbf{d}, \boldsymbol{\theta}) = \mathbb{E}_{\boldsymbol{\psi} \sim P_{\boldsymbol{\Psi}}} [L(\mathbf{d}, \boldsymbol{\theta}, \boldsymbol{\psi})]. \quad (6)$$

We consider both the information gain of the proxy-informed Bayesian learner who uses this prior to compute the likelihood (i.e., uses a classic likelihood), and the information gain of the proxy-informed Bayesian learner who instead uses an r-weighted likelihood. Because we are interested in the learner’s information gains under the data-generating process, we define the information gain measures as an expectation across the true distribution of the source data. To reduce notational clutter, we use \mathbf{D}^* to refer to the random variable $\mathbf{D}|\boldsymbol{\theta}^*, \boldsymbol{\psi}^*$, which follows the distribution of source data under the true data-generating parameters $(\boldsymbol{\theta}^*, \boldsymbol{\psi}^*)$ (which are unavailable to the learner).

Definitions 4.1 and 4.2 give the information gain with respect to the target data-generating process for the learner using a classic and r-weighted likelihood, respectively. Derivations of the formulas in the definitions are provided in Appendix A.

Definition 4.1 (Information gain with a classic likelihood (IG)). *The information gained about the target data-generating process with a classic likelihood is*

$$\begin{aligned} \text{IG}(\boldsymbol{\theta}^*, \boldsymbol{\psi}_{n+1}^*) &= \mathbb{E}_{\mathbf{d}, \mathbf{z} \sim P_{\mathbf{D}^*}, \mathbf{z}} \left[\log \left(\frac{p(\boldsymbol{\theta}^*, \boldsymbol{\psi}_{n+1}^* | \mathbf{d})}{p(\boldsymbol{\theta}^*, \boldsymbol{\psi}_{n+1}^*)} \right) \right] \\ &= \underbrace{\mathbb{E}_{\mathbf{d} \sim P_{\mathbf{D}^*}} \left[\log \left(\frac{L(\mathbf{d}, \boldsymbol{\theta}^*)}{\mathbb{E}_{\boldsymbol{\theta} \sim P_{\Theta}} [L(\mathbf{d}, \boldsymbol{\theta})]} \right) \right]}_{\text{IG}(\boldsymbol{\theta}^*)} + \underbrace{\mathbb{E}_{\mathbf{z} \sim P_{\mathbf{Z}}} \left[\log \left(\frac{p(\mathbf{z} | \boldsymbol{\psi}_{n+1}^*)}{p(\mathbf{z})} \right) \right]}_{\text{IG}(\boldsymbol{\psi}_{n+1}^*)} \end{aligned}$$

and

$$\begin{aligned} \text{IG}(\boldsymbol{\theta}^*) &= \mathbb{E}_{\mathbf{d}, \mathbf{z} \sim P_{\mathbf{D}^*}, \mathbf{z}} \left[\log \left(\frac{p(\boldsymbol{\theta}^* | \mathbf{d}, \mathbf{z})}{p(\boldsymbol{\theta}^*)} \right) \right] \\ &= \mathbb{E}_{\mathbf{d} \sim P_{\mathbf{D}^*}} \left[\log \left(\frac{L(\mathbf{d}, \boldsymbol{\theta}^*)}{\mathbb{E}_{\boldsymbol{\theta} \sim P_{\Theta}} [L(\mathbf{d}, \boldsymbol{\theta})]} \right) \right] \end{aligned}$$

is the information gained about the shared parameter $\boldsymbol{\theta}^*$.

Definition 4.2 (Information gain with an r-weighted likelihood ($\text{IG}^{\mathcal{R}}$)). *The information gained about the target data-generating process with an r-weighted likelihood is*

$$\begin{aligned} \text{IG}^{\mathcal{R}}(\boldsymbol{\theta}^*, \boldsymbol{\psi}_{n+1}^*) &= \mathbb{E}_{\mathbf{d}, \mathbf{z} \sim P_{\mathbf{D}^*}, \mathbf{z}} \left[\log \left(\frac{p^{\mathcal{R}}(\boldsymbol{\theta}^*, \boldsymbol{\psi}_{n+1}^* | \mathbf{d}, \mathbf{z})}{p(\boldsymbol{\theta}^*, \boldsymbol{\psi}_{n+1}^*)} \right) \right] \\ &= \underbrace{\mathbb{E}_{\mathbf{d} \sim P_{\mathbf{D}^*}} \left[\log \left(\frac{L^{\boldsymbol{\psi}_{n+1}^*}(\mathbf{d}, \boldsymbol{\theta}^*)}{\mathbb{E}_{\boldsymbol{\theta}, \boldsymbol{\psi}_{n+1} \sim P_{\Theta, \Psi_{n+1}}} [L^{\boldsymbol{\psi}_{n+1}}(\mathbf{d}, \boldsymbol{\theta})]} \right) \right]}_{\text{IG}^{\mathcal{R}}(\boldsymbol{\theta}^* | \boldsymbol{\psi}_{n+1}^*)} + \text{IG}(\boldsymbol{\psi}_{n+1}^*) \end{aligned}$$

and

$$\begin{aligned} \text{IG}^{\mathcal{R}}(\boldsymbol{\theta}^*) &= \mathbb{E}_{\mathbf{d}, \mathbf{z} \sim P_{\mathbf{D}^*}, \mathbf{z}} \left[\log \left(\frac{p^{\mathcal{R}}(\boldsymbol{\theta}^* | \mathbf{d}, \mathbf{z})}{p(\boldsymbol{\theta}^*)} \right) \right] \\ &= \mathbb{E}_{\mathbf{d}, \mathbf{z} \sim P_{\mathbf{D}^*}, \mathbf{z}} \left[\log \left(\frac{\mathbb{E}_{\boldsymbol{\psi}_{n+1} \sim P_{\Psi_{n+1}} | \mathbf{z}} [L^{\boldsymbol{\psi}_{n+1}}(\mathbf{d}, \boldsymbol{\theta}^*)]}{\mathbb{E}_{\boldsymbol{\theta}, \boldsymbol{\psi}'_{n+1} \sim P_{\Theta, \Psi_{n+1}}} [L^{\boldsymbol{\psi}'_{n+1}}(\mathbf{d}, \boldsymbol{\theta})]} \right) \right] \end{aligned}$$

is the information gained about the shared parameter $\boldsymbol{\theta}^*$.

Definitions 4.1 and 4.2 show that the approaches differ only in the information gain they provide the learner about $\boldsymbol{\theta}^*$, and so we restrict our analysis to $\text{IG}(\boldsymbol{\theta}^*)$, for the learner with the classic likelihood, and $\text{IG}^{\mathcal{R}}(\boldsymbol{\theta}^*)$, for the learner with the r-weighted likelihood.

Using these measures, we can now provide a formal definition of positive and negative transfer. It can be verified that Definitions 4.1 and 4.2 imply the condition given in the informal definition in Section 2.

Definition 4.3 (Positive and negative transfer). *The Bayesian learner with a classic (resp. r-weighted) likelihood experiences positive transfer when $\text{IG}(\boldsymbol{\theta}^*)$ (resp. $\text{IG}^{\mathcal{R}}(\boldsymbol{\theta}^*)$) is positive; otherwise, they experience negative transfer.*

Our goal in this section is to understand the effect of r-weighting on the risk of negative transfer. We provide three results: Theorem 4.5 shows that misspecification of the classic likelihood, which can stem from misspecification of the prior P_{Ψ} , can result in negative transfer. Theorem 4.9 shows that an analogous result holds for the r-weighted likelihood, where the misspecification can be interpreted as the degree to which the relevance function corrects for a mismatch between the source and target tasks. Proposition 4.10 decomposes the measure of misspecification derived for the r-weighted case, and shows that it is a negative function of the fidelity of the relevance function, i.e., the degree to which it correlates with $p(\mathbf{d}_i | \boldsymbol{\theta}^*, \boldsymbol{\psi}_i = \boldsymbol{\psi}_{n+1})$. Overall, our results imply that r-weighting with sufficiently high-fidelity relevance functions reduces the risk of negative transfer.

The proofs of all results are deferred to Appendix A.

Negative transfer with a classic likelihood. We first define a term that, as Theorem 4.5 shows, provides an intuition for the source of negative transfer.

Definition 4.4 (Misspecification of the classic likelihood (Δ)). *The degree to which the classic likelihood is misspecified is $\Delta \equiv \text{D}_{\text{KL}}(P_{\mathcal{D}^*} \parallel P_{\mathcal{D}|\theta^*})$ where D_{KL} is the Kullback-Leibler divergence measure.*

The degree of likelihood misspecification is closely related to the specification of the prior over task parameters (Sloman et al., 2024). To see this, notice that the density for $P_{\mathcal{D}|\theta^*}$ implicitly marginalizes over the learner’s prior P_{Ψ} as shown in Equation (6).

Theorem 4.5 restates results from Sloman et al. (2024) in the context of our setting to show that Δ is responsible for negative transfer. It relies on the following assumption:

Assumption A.3 (informal). *The likelihood $L(\mathbf{d}, \theta)$ is “smooth enough” in a neighborhood of θ^* . The formal condition is given in Appendix A.3.*

Theorem 4.5 (Negative transfer with a classic likelihood). *Under Assumption A.3 in Appendix A.3,*

$$\text{IG}(\theta^*) \leq A(B - \Delta) \tag{7}$$

where A and B are constants that do not depend on Δ .

Negative transfer with an r-weighted likelihood. We now define a concept analogous to Δ for the r-weighted case.

Definition 4.6 (Misspecification of the r-weighted likelihood ($\Delta^{\mathcal{R}}$)). *The degree to which the r-weighted likelihood is misspecified is $\Delta^{\mathcal{R}} \equiv \mathbb{E}_{\psi_{n+1} \sim P_{\Psi_{n+1}}} \left[\text{D}_{\text{KL}}(P_{\mathcal{D}^*} \parallel P_{\mathcal{D}^{\mathcal{R}}(\psi_{n+1})|\theta^*}) \right]$ where $P_{\mathcal{D}^{\mathcal{R}}(\psi_{n+1})}$ is the distribution of data resulting from viewing $\mathcal{R}_i(\psi_{n+1})$ replicates of each \mathbf{d}_i .*

In the r-weighted case, the misspecification stems from the failure of the pseudo-replication to correct for a mismatch in the source and target tasks.

Theorem 4.9 gives a result analogous to Theorem 4.5 for the r-weighted case. It depends on the following assumptions:

Assumption 4.7 ($P_{\psi_{n+1}}$ is well-specified). *The prior $P_{\Psi_{n+1}}$ is well-specified in the sense that $p(\mathbf{z}) = \mathbb{E}_{\psi_{n+1} \sim P_{\Psi_{n+1}}} [p(\mathbf{z}|\psi_{n+1})]$.*

Assumption 4.8 ($L^{\psi_{n+1}}$ is bounded). *The r-weighted likelihood $L^{\psi_{n+1}}(\mathbf{d}, \theta)$ is bounded from both below and above: $\exists a, b \in \mathbb{R}^+$ such that $\forall \mathbf{d} \in \mathcal{D}, \theta \in \mathcal{T}, \psi_{n+1} \in \mathcal{S}, a \leq L^{\psi_{n+1}}(\mathbf{d}, \theta) \leq b$.*

Assumption A.6 (informal). *The proxy is sufficiently informative in the sense that the “variability” of $\Psi_{n+1}|\mathbf{z}$ is smaller than the “variability” of Ψ_{n+1} by a “large enough” margin. The formal condition is given in Appendix A.4.*

Assumption A.7 (informal). *The likelihood $L(\mathbf{d}, \theta)$ is “smooth enough” in a neighborhood of θ^* and the estimated relevances are not “too large”. The formal condition is given in Appendix A.4.*

Theorem 4.9 (Negative transfer with an r-weighted likelihood). *Under Assumptions 4.7 and 4.8 and Assumptions A.6 and A.7 in Appendix A.4,*

$$\text{IG}^{\mathcal{R}}(\theta^*) \leq A(C - \Delta^{\mathcal{R}})$$

where A and C are constants that do not depend on $\Delta^{\mathcal{R}}$.

Theorem 4.9 implies that by analyzing the effect of \mathcal{R} on $\Delta^{\mathcal{R}}$, we gain insights into the effect of properties of the relevance function on the risk of negative transfer.

The effect of r-weighting on negative transfer. Proposition 4.10 analyzes the effect of \mathcal{R} on $\Delta^{\mathcal{R}}$, and shows that the role of \mathcal{R} in mitigating negative transfer depends on the *fidelity* of the relevance function:

Definition A.8 (informal). $\rho^{\mathcal{R}}$ is a measure of the fidelity of the relevance function, i.e., the extent of the correlation of $\mathcal{R}_i(\psi_{n+1})$ with $p(\mathbf{d}_i|\theta^*, \psi_i = \psi_{n+1})$, in expectation with respect to $P_{\mathbf{D}, \Psi_{n+1}}$. The formal definition is given in Appendix A.5.

Proposition 4.10 provides a decomposition of $\Delta^{\mathcal{R}}$ that makes transparent its dependence on $\rho^{\mathcal{R}}$.

Proposition 4.10 (Negative transfer is reduced by high-fidelity relevance functions). $\Delta^{\mathcal{R}}$ is a negative function of $\rho^{\mathcal{R}}$. In particular,

$$\Delta^{\mathcal{R}} = \mathbb{E} [\text{ESS}(\mathbf{d}, \psi_{n+1}) f(\mathbf{d}, \psi_{n+1})] - n\rho^{\mathcal{R}} + D$$

where $\text{ESS}(\mathbf{d}, \psi) \equiv \sum_{i=1}^n \mathcal{R}_i(\psi)$ is the effective sample size induced by the relevance function \mathcal{R} evaluated on the sample \mathbf{d} and task parameter ψ , the expectation is taken with respect to $P_{\mathbf{D}^*, \Psi_{n+1}}$, and the function f and constant D do not depend on \mathcal{R} .

5 RELATED WORK

Probabilistic meta-learning. Probabilistic meta-learning (Gordon et al., 2019) is a paradigm in which a meta-learner simultaneously learns a transferable parameter value and a distribution over task parameter values. Unlike PROMPT, this framework assumes the data sources are known in the sense that each data point can be indexed by its task. This distinction also sets us apart from other Bayesian meta-learning approaches (Grant et al., 2018; Yoon et al., 2018; Patacchiola et al., 2020). Moreover, the aim of probabilistic meta-learning is to learn a distribution over task parameters. While this facilitates good performance on average across tasks, the goal of PROMPT is to provide a posterior predictive distribution adapted to each new data point and task.

Using domain similarity for domain adaptation. Many existing theoretical bounds for domain adaptation rely on the similarity between source and target tasks (Redko et al., 2022). Some approaches to domain adaptation use similarity of covariates in the target and source tasks to weight source data during training (Plank and van Noord, 2011; Ponomareva and Thelwall, 2012; Remus, 2012; Ruder and Plank, 2017), or importance sampling techniques (Quiñero-Candela et al., 2009). While this can be effective in cases of pure covariate shift, our formulation models differences between tasks as differences in the map between covariates and outcomes, and cannot be detected on the basis of covariate information alone.

Proximal causal learning. Proximal causal learning is a paradigm that uses proxy information to learn causal effects (Kuroki and Pearl, 2014; Tchetgen Tchetgen et al., 2020; Alabdulmohsin et al., 2023; Tsai et al., 2024). Our setting corresponds closely to the multi-domain adaptation setting of Tsai et al. (2024). We differ in that (i) we assume data sources are unknown, while they assume data can be indexed by its task; and (ii) we assume the presence of both shared and task parameters, while they do not distinguish between these. While our method for estimating the task parameter also leverages proxy methods, we differ in our usage of reweighting methods to estimate the shared parameter, which facilitates robust estimation without requiring additional proxy information.

Human-in-the-loop learning. In many applications, domain experts are a viable source of proxy information, and so our work can be tied to human-in-the-loop machine learning (Wu et al., 2022). Like us, some human-in-the-loop methods leverage expert feedback in a Bayesian framework. For example, Nahal et al. (2024) use expert feedback for learning in out-of-distribution settings, while Sundin et al. (2018) query experts about the relevance of a given feature for outcome prediction.

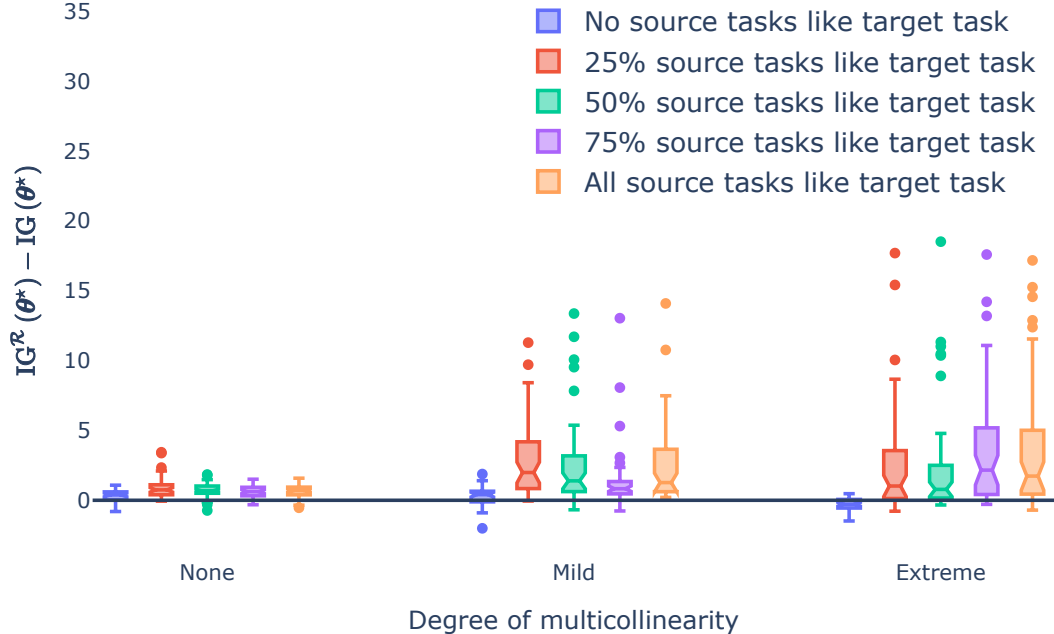


Figure 2: Advantage of learning with an r -weighted likelihood in the linear regression setting. Each box in the plot shows the interquartile region (boxes) and outliers (points) of $IG^{\mathcal{R}}(\theta^*) - IG(\theta^*)$ across 50 simulations where ψ_{n+1}^* , \mathbf{d} and \mathbf{z} are independently re-generated. Values on the x -axis correspond to three distinct levels of multicollinearity between covariates.

6 SYNTHETIC EXAMPLES

We here demonstrate application of PROMPT in two synthetic settings. Additional details of both examples are provided in Appendix B.

Linear regression. We first apply PROMPT to estimation of a Bayesian linear regression setting model. This is intended as a simplification of similar modeling paradigms used in clinical prediction tasks (Gunn-Sandell et al., 2023), like our motivating example of treatment effect estimation. More specifically, the synthetic data in this example are generated according to the model

$$\mathbf{y}_i \sim \mathcal{N}(\theta^* \mathbf{x}_{i,1} + \psi_i^* \mathbf{x}_{i,2}, \sigma)$$

where $\sigma = 1$.

Figure 2 shows how the information gain achieved by PROMPT compares with the information gain achieved by the classic Bayesian learner as a function of the risk of negative transfer and the representativeness of the target task in the distribution of source tasks.

To induce the risk of negative transfer, we manipulated the degree of multicollinearity between $\mathbf{x}_{(\cdot,1)}$ and $\mathbf{x}_{(\cdot,2)}$: More multicollinearity makes θ^* and ψ_{n+1}^* harder to separately identify, so we interpret this as a higher risk of negative transfer. We also varied the distribution of source tasks. When $p\%$ of tasks resemble the target task, $1 - p\%$ of tasks are set to a value that is well-represented by the classic Bayesian

learner’s prior over task parameters. In this sense, the results in Figure 2 are a somewhat conservative test of PROMPT. We varied the value of $p\%$ among the values indicated in the legend of Figure 2.

When there is no multicollinearity, the classic learner is not at risk of negative transfer, and performs on par with the learner with an r -weighted likelihood. When all source tasks are well-represented in the learner’s prior (blue box), the classic learner’s prior is well-specified, and so they perform on par with the learner with an r -weighted likelihood. When there is a risk of negative transfer, the information gain provided by PROMPT is generally higher and does not appear to be sensitive to the representativeness of the target task in the distribution of source tasks.

Gaussian process regression. We next demonstrate application of PROMPT in a Gaussian Process (GP) regression setting with a composite kernel. In particular, data were generated according to the model

$$\mathbf{y}_i \sim \mathcal{GP}(0, \mathbf{k}(\mathbf{x}_i, \mathbf{x}))$$

where $\mathbf{k}(\mathbf{x}_i, \mathbf{x}) = \text{RBF}_\theta(\mathbf{x}_i, \mathbf{x}) + \text{RBF}_{\psi_i}(\mathbf{x}_i, \mathbf{x})$ and RBF_l is the radial basis function with lengthscale l^3 . Each simulation consisted of 80 trajectories drawn from a GP of this form. As discussed in Sloman et al. (2024), this setting poses a risk of negative transfer because the transferable and task parameter act in combination to determine the smoothness of the sampled functions: Smoothness, or lack thereof, in the source data can be attributed to either the target or task parameter.

Figure 3 shows how the information gain achieved by PROMPT compares with the information gain achieved by the classic Bayesian learner as a function of the value of θ^* and the representativeness of the target task in the distribution of source tasks. As in the linear regression example, the relative performance of PROMPT does not appear to depend on the representativeness of the target task in the distribution of source tasks. It does appear to depend on the value of θ^* : PROMPT’s relative ability to recover large values of θ^* is lower but far more variable than its relative ability to recover small values of θ^* . The reason for this is a direction for future investigation.

After preliminary simulations appeared to show a sensitivity to the value of some simulation parameters, we varied these parameters across all simulations. The results shown in Figure 3 are collapsed across all values of these parameters. Appendix B describes the interpretation of and values used for these additional simulation parameters, and provides additional results showing the relative performance of PROMPT as a function of the values of each of these additional parameters.

7 DISCUSSION

We presented PROMPT, a novel framework for Bayesian transfer learning. Our setting relaxes two assumptions that are common in other transfer learning settings: We assume neither that the learner has the opportunity to collect additional outcome information from (i.e., to fine-tune in) the target task, nor that the learner has any prior knowledge about the nature of the source data. The framework of PROMPT can accommodate a variety of forms of proxy information and relevance functions. Our work provides theoretical tools to analyze and synthetic proof-of-concepts of the importance of a key component of the proposed method. The development of more refined algorithms within, and the application to real-world settings of, this framework are promising avenues for future work.

Acknowledgments

The authors thank Ayush Bharti and Sammie Katt for helpful feedback on an initial draft. This work was supported by the Research Council of Finland Flagship programme: Finnish Center for Artificial Intelligence FCAI. SJS and SK were supported by the UKRI Turing AI World-Leading Researcher Fellowship, [EP/W002973/1]. This work used the Computational Shared Facility at The University of Manchester.

³The kernel was additionally renormalized to have an amplitude of 1.

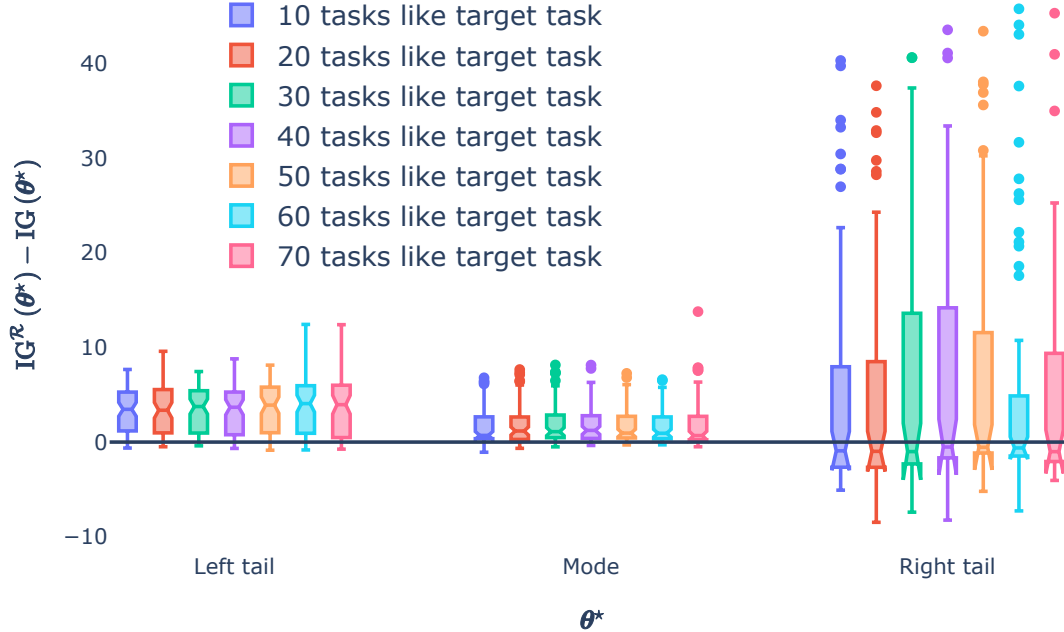


Figure 3: Advantage of learning with an r -weighted likelihood in the GP regression setting. Each box in the plot shows the interquartile region (boxes) and outliers (points) of $IG^{\mathcal{R}}(\theta^*) - IG(\theta^*)$ across 5 levels of outcome/proxy information trade-off \times 6 levels of covariate resolution \times 4 values of T (number of iterations for refinement of the relevance function) \times 50 simulations where ψ_{n+1}^* , \mathbf{d} and \mathbf{z} are independently re-generated. Values on the x -axis correspond to the location of θ^* in terms of the learner’s prior P_{Θ} .

References

- Ibrahim Alabdulmohsin, Nicole Chiou, Alexander D’Amour, Arthur Gretton, Sanmi Koyejo, Matt J. Kusner, Stephen R. Pfohl, Olawale Salaudeen, Jessica Schrouff, and Katherine Tsai. Adapting to latent subgroup shifts via concepts and proxies. In *Proceedings of the 26th International Conference on Artificial Intelligence and Statistics (AISTATS 2023)*, 2023.
- Miheer Dewaskar, Christopher Tosh, Jeremias Knoblauch, and David B. Dunson. Robustifying likelihoods by optimistically re-weighting data, 2023. Accessed via <https://arxiv.org/abs/2303.10525>.
- Jonathan Gordon, John Bronskill, Matthias Bauer, Sebastian Nowozin, and Richard E. Turner. Meta-learning probabilistic inference for prediction. In *The Seventh International Conference on Learning Representations (ICLR 2019)*, 2019.
- Erin Grant, Chelsea Finn, Sergey Levine, Trevor Darrell, and Thomas Griffiths. Recasting gradient-based meta-learning as hierarchical bayes, 2018. Accessed via <https://arxiv.org/abs/1801.08930>.
- Peter Grünwald. Safe learning: bridging the gap between bayes, mdl and statistical learning theory via empirical convexity. In *24th Annual Conference on Learning Theory*, 2011.

- Lauren B. Gunn-Sandell, Edward J. Bedrick, Jacob L. Hutchins, Aaron A. Berg, Alexander M. Kaizer, and Nichole E. Carlson. A practical guide to adopting bayesian analyses in clinical research. *Journal of Clinical and Translational Studies*, 8, 2023.
- Joseph G. Ibrahim and Ming-Hui Chen. Power prior distributions for regression models. *Statistical Science*, 15(1), 2000.
- Joseph G. Ibrahim, Ming-Hui Chen, and Debajyoti Sinha. On optimality properties of the power prior. *Journal of the American Statistical Association*, 98, 2011.
- Joseph G. Ibrahim, Ming-Hui Chen, Yeongjin Gwon, and Fang Chen. The power prior: theory and applications. *Statistics in Medicine*, 34, 2014.
- Manabu Kuroki and Judea Pearl. Measurement bias and effect restoration in causal inference. *Biometrika*, 2014.
- Jeffrey W. Miller and David B. Dunson. Robust bayesian inference via coarsening. *Journal of the American Statistical Association*, 114(527):1113–1125, 2019.
- Yasmine Nahal, Janosch Menke, Julien Martinelli, Markus Heinonen, Mikhail Kabeshov, Jon Paul Janet, Eva Nittinger, Ola Engkvist, and Samuel Kaski. Human-in-the-loop active learning for goal-oriented molecule generation, 2024. Accessed via <https://chemrxiv.org/engage/chemrxiv/article-details/66b37e5b01103d79c5095361>.
- Sergey Oladyshkin and Wolfgang Nowak. The connection between bayesian inference and information theory for model selection, information gain and experimental design. *Entropy*, 21, 2019.
- Massimiliano Patacchiola, Jack Turner, Elliot J. Crowley, Michael O’Boyle, and Amos Storkey. Bayesian meta-learning for the few-shot setting via deep kernels. In *34th Conference on Neural Information Processing Systems (NeurIPS 2020)*, 2020.
- Barbara Plank and Gertjan van Noord. Effective measures of domain similarity for parsing. In *Proceedings of the 49th Annual Meeting of the Association for Computational Linguistics*, 2011.
- Natalia Ponomareva and Mike Thelwall. Biographies or blenders: Which resource is best for cross-domain sentiment analysis? In *Computational Linguistics and Intelligent Text Processing (CICLing 2012)*, 2012.
- Joaquin Quiñonero-Candela, Masashi Sugiyama, Anton Schwaighofer, and Neil D. Lawrence. *Dataset Shift in Machine Learning*. MIT Press, 2009.
- Tom Rainforth, Adam Foster, Desi R. Ivanova, and Freddie Bickford Smith. Modern bayesian experimental design. *Statistical Science*, 39(1), 2024.
- Ievgen Redko, Emilie Morvant, Amaury Habrard, and Marc Sebban. A survey on domain adaptation theory: Learning bounds and theoretical guarantees, 2022. Accessed via <https://arxiv.org/pdf/2004.11829>.
- Robert Remus. Domain adaptation using domain similarity- and domain complexity-based instance selection for cross-domain sentiment analysis. In *IEEE 12th International Conference on Data Mining Workshops*, 2012.
- Sebastian Ruder and Barbara Plank. Learning to select data for transfer learning with bayesian optimization. In *Proceedings of the 2017 Conference on Empirical Methods in Natural Language Processing*, 2017.
- Ingmar Schuster and Ilya Klebanov. Markov chain importance sampling—a highly efficient estimator for MCMC. *Journal of Computational and Graphical Statistics*, 30:260–268, 2021.
- Sabina J. Sloman, Ayush Bharti, Julien Martinelli, and Samuel Kaski. Bayesian active learning in the presence of nuisance parameters. In *Proceedings of the 40th Conference on Uncertainty in Artificial Intelligence (UAI 2024)*, 2024.

- Piotr M. Suder, Jason Xu, and David B. Dunson. Bayesian transfer learning, 2023. Accessed via <https://arxiv.org/abs/2312.13484>.
- Iris Sundin, Tomi Peltola, Luana Micalef, Hodayun Afrabandpey, Marta Soare, Muntasir Mamun Majumder, Pedram Daei, Chen He, Baris Serim, Aki Havulinna, Caroline Heckman, Giulio Jacucci, Pekka Marttinen, and Samuel Kaski. Improving genomics-based predictions for precision medicine through active elicitation of expert knowledge. *Bioinformatics*, 2018.
- Eric J Tchetgen Tchetgen, Andrew Ying, Yifan Cui, Xu Shi, and Wang Miao. An introduction to proximal causal learning, 2020. Accessed via <https://arxiv.org/abs/2009.10982>.
- Katherine Tsai, Stephen R Pfohl, Olawale Salaudeen, Nicole Chiou, Matt Kusner, Alexander D’Amour, Sanmi Koyejo, and Arthur Gretton. Proxy methods for domain adaptation. In *International Conference on Artificial Intelligence and Statistics*, pages 3961–3969. PMLR, 2024.
- Zirui Wang, Zihang Dai, Barnabas Poczos, and Jaime Carbonell. Characterizing and avoiding negative transfer. In *Proceedings of the IEEE/CVF Conference on Computer Vision and Pattern Recognition (CVPR)*, 2019.
- Xingjiao Wu, Luwei Xiao, Yixuan Sun, Junhang Zhang, Tianlong Ma, and Liang He. A survey of human-in-the-loop for machine learning. *Future Generation Computer Systems*, 135, 2022.
- Jaesik Yoon, Taesup Kim, Ousmane Dia, Sungwoong Kim, Yoshua Bengio, and Sungjin Ahn. Bayesian model-agnostic meta-learning. In *32nd Conference on Neural Information Processing Systems (NeurIPS 2018)*, 2018.

Appendix

The appendix is organized as follows:

- In Appendix A, we provide proofs of all our mathematical results.
- In Appendix B, we provide details of the synthetic examples presented in Section 6.

A Mathematical Details

A.1 Definitions

- $H(P)$ is the entropy of distribution P with density p :

$$H(P) = - \mathbb{E}_{\mathbf{x} \sim P} [\log(p(\mathbf{x}))]$$

- $H(P \parallel Q)$ is the cross-entropy from distribution P to distribution Q with density q :

$$H(P \parallel Q) = - \mathbb{E}_{\mathbf{x} \sim P} [\log(q(\mathbf{x}))]$$

- $D_{\text{KL}}(P \parallel Q)$ is the Kullback-Leibler divergence from distribution P with density p , to distribution Q with density q :

$$D_{\text{KL}}(P \parallel Q) = \mathbb{E}_{\mathbf{x} \sim P} \left[\log \frac{p(\mathbf{x})}{q(\mathbf{x})} \right]$$

A.2 Derivation of formulas in Definitions 4.1 and 4.2

Information gain with a classic likelihood (Definition 4.1). The information gain with a classic likelihood can be written as

$$\begin{aligned} \text{IG}(\boldsymbol{\theta}^*, \boldsymbol{\psi}_{n+1}^*) &= \mathbb{E}_{\mathbf{d}, \mathbf{z} \sim P_{\mathbf{D}^*}, \mathbf{z}} \left[\log \left(\frac{p(\boldsymbol{\theta}^*, \boldsymbol{\psi}_{n+1}^* | \mathbf{d})}{p(\boldsymbol{\theta}^*, \boldsymbol{\psi}_{n+1}^*)} \right) \right] \\ &= \mathbb{E}_{\mathbf{d} \sim P_{\mathbf{D}^*}} \left[\log \left(\frac{p(\boldsymbol{\theta}^* | \mathbf{d})}{p(\boldsymbol{\theta}^*)} \right) \right] + \mathbb{E}_{\mathbf{z} \sim P_{\mathbf{z}}} \left[\log \left(\frac{p(\boldsymbol{\psi}_{n+1}^* | \mathbf{z})}{p(\boldsymbol{\psi}_{n+1}^*)} \right) \right] \quad (\text{Assumption 2.2}) \\ &= \underbrace{\mathbb{E}_{\mathbf{d} \sim P_{\mathbf{D}^*}} \left[\log \left(\frac{L(\mathbf{d}, \boldsymbol{\theta}^*)}{\mathbb{E}_{\boldsymbol{\theta} \sim P_{\boldsymbol{\Theta}}} [L(\mathbf{d}, \boldsymbol{\theta})]} \right) \right]}_{\text{IG}(\boldsymbol{\theta}^*)} + \underbrace{\mathbb{E}_{\mathbf{z} \sim P_{\mathbf{z}}} \left[\log \left(\frac{p(\mathbf{z} | \boldsymbol{\psi}_{n+1}^*)}{p(\mathbf{z})} \right) \right]}_{\text{IG}(\boldsymbol{\psi}_{n+1}^*)} \quad (\text{Equations (2) and (4)}) \quad (8) \end{aligned}$$

Information gain with an r-weighted likelihood (Definition 4.2). The information gain with an r-weighted likelihood can be written as

$$\begin{aligned} \text{IG}^{\mathcal{R}}(\boldsymbol{\theta}^*, \boldsymbol{\psi}_{n+1}^*) &= \mathbb{E}_{\mathbf{d}, \mathbf{z} \sim P_{\mathbf{D}^*}, \mathbf{z}} \left[\log \left(\frac{p^{\mathcal{R}}(\boldsymbol{\theta}^*, \boldsymbol{\psi}_{n+1}^* | \mathbf{d}, \mathbf{z})}{p(\boldsymbol{\theta}^*, \boldsymbol{\psi}_{n+1}^*)} \right) \right] \\ &= \mathbb{E}_{\mathbf{d} \sim P_{\mathbf{D}^*}} \left[\log \left(\frac{p^{\mathcal{R}}(\boldsymbol{\theta}^* | \mathbf{d}, \boldsymbol{\psi}_{n+1}^*)}{p(\boldsymbol{\theta}^*)} \right) \right] + \mathbb{E}_{\mathbf{z} \sim P_{\mathbf{z}}} \left[\log \left(\frac{p(\boldsymbol{\psi}_{n+1}^* | \mathbf{z})}{p(\boldsymbol{\psi}_{n+1}^*)} \right) \right] \\ &= \underbrace{\mathbb{E}_{\mathbf{d} \sim P_{\mathbf{D}^*}} \left[\log \left(\frac{L^{\boldsymbol{\psi}_{n+1}^*}(\mathbf{d}, \boldsymbol{\theta}^*)}{\mathbb{E}_{\boldsymbol{\theta}, \boldsymbol{\psi} \sim P_{\boldsymbol{\Theta}, \boldsymbol{\Psi}_{n+1}}} [L^{\boldsymbol{\psi}_{n+1}^*}(\mathbf{d}, \boldsymbol{\theta})]} \right) \right]}_{\text{IG}^{\mathcal{R}}(\boldsymbol{\theta}^* | \boldsymbol{\psi}_{n+1}^*)} + \underbrace{\mathbb{E}_{\mathbf{z} \sim P_{\mathbf{z}}} \left[\log \left(\frac{p(\mathbf{z} | \boldsymbol{\psi}_{n+1}^*)}{p(\mathbf{z})} \right) \right]}_{\text{IG}(\boldsymbol{\psi}_{n+1}^*)} \quad (9) \end{aligned}$$

where the last line follows from Assumption 2.2, Definition 3.3, and Equation (4).

We derive $\text{IG}^{\mathcal{R}}(\boldsymbol{\theta}^*)$, the information gained about $\boldsymbol{\theta}^*$, as follows:

$$\begin{aligned}\text{IG}^{\mathcal{R}}(\boldsymbol{\theta}^*) &= \mathbb{E}_{\mathbf{d}, \mathbf{z} \sim P_{\mathcal{D}^*}, \mathbf{z}} \left[\log \left(\frac{p^{\mathcal{R}}(\boldsymbol{\theta}^* | \mathbf{d}, \mathbf{z})}{p(\boldsymbol{\theta}^*)} \right) \right] \\ \text{IG}^{\mathcal{R}}(\boldsymbol{\theta}^*) &= \mathbb{E}_{\mathbf{d}, \mathbf{z} \sim P_{\mathcal{D}^*}, \mathbf{z}} \left[\log \left(\frac{\mathbb{E}_{\boldsymbol{\psi}_{n+1} \sim P_{\Psi_{n+1} | \mathbf{z}}} [p^{\mathcal{R}}(\boldsymbol{\theta}^* | \mathbf{d}, \boldsymbol{\psi}_{n+1})]}{p(\boldsymbol{\theta}^*)} \right) \right] \\ \text{IG}^{\mathcal{R}}(\boldsymbol{\theta}^*) &= \mathbb{E}_{\mathbf{d}, \mathbf{z} \sim P_{\mathcal{D}^*}, \mathbf{z}} \left[\log \left(\frac{\mathbb{E}_{\boldsymbol{\psi}_{n+1} \sim P_{\Psi_{n+1} | \mathbf{z}}} [L^{\boldsymbol{\psi}_{n+1}}(\mathbf{d}, \boldsymbol{\theta}^*)]}{\mathbb{E}_{\boldsymbol{\theta}, \boldsymbol{\psi}_{n+1} \sim P_{\Theta, \Psi_{n+1}}} [L^{\boldsymbol{\psi}_{n+1}}(\mathbf{d}, \boldsymbol{\theta})]} \right) \right]\end{aligned}\tag{10}$$

A.3 Proof of Theorem 4.5

The proof follows the proof of Proposition 4.1 and Theorem 4.5 of [Sloman et al. \(2024\)](#). It depends on the following definitions:

Definition A.1 (ϵ -neighborhood of $\boldsymbol{\theta}$ ($N_\epsilon(\boldsymbol{\theta})$) (Definition 4.2 of [Sloman et al. \(2024\)](#))). $N_\epsilon(\boldsymbol{\theta}) \equiv \{\boldsymbol{\theta}' \in \mathcal{T} \mid d(\boldsymbol{\theta}, \boldsymbol{\theta}') < \epsilon\}$, where d is a suitable distance measure, is the ϵ -neighborhood of $\boldsymbol{\theta}$.

Definition A.2 ($P_{\mathcal{A}}^{\Theta}$ (modification of Definition 4.3 of [Sloman et al. \(2024\)](#))). $P_{\mathcal{A}}^{\Theta}$ refers to the distribution of Θ obtained by restricting the support of the learner's prior to the set \mathcal{A} , under which

$$p^{\mathcal{A}}(\boldsymbol{\theta}) \equiv \frac{p(\boldsymbol{\theta})}{\int_{\mathcal{A}} p(\boldsymbol{\theta}) d\boldsymbol{\theta}}$$

for any $\boldsymbol{\theta} \in \mathcal{A}$.

Assumption A.3 (Smoothness in parameter space (Assumption 4.4 of [Sloman et al. \(2024\)](#))). There exists some $\epsilon > 0$ such that

$$\begin{aligned}& \mathbb{E}_{\mathbf{d} \sim P_{\mathcal{D}^*}} \left[\log \left(\mathbb{E}_{\boldsymbol{\theta} \sim P_{\Theta}} [L(\mathbf{d}, \boldsymbol{\theta})] \right) \right] \\ & \geq \mathbb{E}_{\mathbf{d} \sim P_{\mathcal{D}^*}} \left[\left(\int_{N_\epsilon(\boldsymbol{\theta}^*)} p(\boldsymbol{\theta}) d\boldsymbol{\theta} \right) \log(L(\mathbf{d}, \boldsymbol{\theta}^*)) + \left(\int_{\mathcal{T} \setminus N_\epsilon(\boldsymbol{\theta}^*)} p(\boldsymbol{\theta}) d\boldsymbol{\theta} \right) \log \left(\mathbb{E}_{\boldsymbol{\theta} \sim P_{\Theta}^{\mathcal{T} \setminus N_\epsilon(\boldsymbol{\theta}^*)}} [L(\mathbf{d}, \boldsymbol{\theta})] \right) \right]\end{aligned}$$

where $\left(\int_{N_\epsilon(\boldsymbol{\theta}^*)} p(\boldsymbol{\theta}) d\boldsymbol{\theta} \right)$ and $\left(\int_{\mathcal{T} \setminus N_\epsilon(\boldsymbol{\theta}^*)} p(\boldsymbol{\theta}) d\boldsymbol{\theta} \right)$ are the probability that a value $\boldsymbol{\theta}$ is inside and outside the ϵ -neighborhood of $\boldsymbol{\theta}^*$, respectively.

Remark on Assumption A.3. Assumption A.3 holds when Θ is a discrete random variable (in which case the ϵ -neighborhood of $\boldsymbol{\theta}^*$ can be defined as $\{\boldsymbol{\theta}^*\}$ and to exclude all other parameter values). When Θ is a continuous random variable, Assumption A.3 is essentially a smoothness condition: For likelihoods that are sufficiently smooth around $\boldsymbol{\theta}^*$, we can expect it to hold for $\epsilon \rightarrow 0$. To see this, notice that Jensen's inequality implies that

$$\begin{aligned}& \mathbb{E}_{\mathbf{d} \sim P_{\mathcal{D}^*}} \left[\log \left(\mathbb{E}_{\boldsymbol{\theta} \sim P_{\Theta}} [L(\mathbf{d}, \boldsymbol{\theta})] \right) \right] \\ & \geq \mathbb{E}_{\mathbf{d} \sim P_{\mathcal{D}^*}} \left[\left(\int_{N_\epsilon(\boldsymbol{\theta}^*)} p(\boldsymbol{\theta}) d\boldsymbol{\theta} \right) \log \left(\mathbb{E}_{\boldsymbol{\theta} \sim P_{\Theta}^{N_\epsilon(\boldsymbol{\theta}^*)}} [L(\mathbf{d}, \boldsymbol{\theta})] \right) + \left(\int_{\mathcal{T} \setminus N_\epsilon(\boldsymbol{\theta}^*)} p(\boldsymbol{\theta}) d\boldsymbol{\theta} \right) \log \left(\mathbb{E}_{\boldsymbol{\theta} \sim P_{\Theta}^{\mathcal{T} \setminus N_\epsilon(\boldsymbol{\theta}^*)}} [L(\mathbf{d}, \boldsymbol{\theta})] \right) \right].\end{aligned}$$

Assumption A.3 holds when $\mathbb{E}_{\boldsymbol{\theta} \sim P_{\Theta}^{N_\epsilon(\boldsymbol{\theta}^*)}} [p(\mathbf{d} | \boldsymbol{\theta})] \approx p(\mathbf{d} | \boldsymbol{\theta}^*)$ and the approximation is tight enough that it does not close the Jensen gap.

Taking $P_{\mathbf{D}|\theta \in \mathcal{T} \setminus N_\epsilon(\theta^*)}$ to be the source data distribution conditioned on the event that the shared parameter is not in the ϵ -neighborhood of θ^* , we obtain

$$\begin{aligned}
\text{IG}(\theta^*) &= \mathbb{E}_{\mathbf{d} \sim P_{\mathbf{D}^*}} \left[\log(L(\mathbf{d}, \theta^*)) - \log \left(\mathbb{E}_{\theta \sim P_{\Theta}} [L(\mathbf{d}, \theta)] \right) \right] \\
&\leq \mathbb{E}_{\mathbf{d} \sim P_{\mathbf{D}^*}} \left[\log(L(\mathbf{d}, \theta^*)) - \left(\int_{N_\epsilon(\theta^*)} p(\theta) d\theta \right) \log(L(\mathbf{d}, \theta^*)) - \right. \\
&\quad \left. \left(\int_{\mathcal{T} \setminus N_\epsilon(\theta^*)} p(\theta) d\theta \right) \log \left(\mathbb{E}_{\theta \sim P_{\Theta}^{\mathcal{T} \setminus N_\epsilon(\theta^*)}} [L(\mathbf{d}, \theta)] \right) \right] \quad (\text{Assumption A.3}) \\
&= \mathbb{E}_{\mathbf{d} \sim P_{\mathbf{D}^*}} \left[\left(\int_{\mathcal{T} \setminus N_\epsilon(\theta^*)} p(\theta) d\theta \right) \left(\log(L(\mathbf{d}, \theta^*)) - \log \left(\mathbb{E}_{\theta \sim P_{\Theta}^{\mathcal{T} \setminus N_\epsilon(\theta^*)}} [L(\mathbf{d}, \theta)] \right) \right) \right] \\
&= \left(\int_{\mathcal{T} \setminus N_\epsilon(\theta^*)} p(\theta) d\theta \right) (\text{H}(P_{\mathbf{D}^*} \parallel P_{\mathbf{D}|\theta \in \mathcal{T} \setminus N_\epsilon(\theta^*)}) - \text{H}(P_{\mathbf{D}^*} \parallel P_{\mathbf{D}|\theta^*})) \\
&= \left(\int_{\mathcal{T} \setminus N_\epsilon(\theta^*)} p(\theta) d\theta \right) (\text{H}(P_{\mathbf{D}^*}) + \text{D}_{\text{KL}}(P_{\mathbf{D}^*} \parallel P_{\mathbf{D}|\theta \in \mathcal{T} \setminus N_\epsilon(\theta^*)}) - \text{H}(P_{\mathbf{D}^*}) - \text{D}_{\text{KL}}(P_{\mathbf{D}^*} \parallel P_{\mathbf{D}|\theta^*})) \\
&= \left(\int_{\mathcal{T} \setminus N_\epsilon(\theta^*)} p(\theta) d\theta \right) (\text{D}_{\text{KL}}(P_{\mathbf{D}^*} \parallel P_{\mathbf{D}|\theta \in \mathcal{T} \setminus N_\epsilon(\theta^*)}) - \text{D}_{\text{KL}}(P_{\mathbf{D}^*} \parallel P_{\mathbf{D}|\theta^*})) \quad (11)
\end{aligned}$$

as stated in the theorem for $A = \left(\int_{\mathcal{T} \setminus N_\epsilon(\theta^*)} p(\theta) d\theta \right)$ and $B = \text{D}_{\text{KL}}(P_{\mathbf{D}^*} \parallel P_{\mathbf{D}|\theta \in \mathcal{T} \setminus N_\epsilon(\theta^*)})$.

A.4 Proof of Theorem 4.9

The proof of Theorem 4.9 uses the following lemma:

Lemma A.4. Define $\mathcal{J}(\log; P_{\Psi_{n+1}|\mathbf{z}}) \equiv \log \left(\mathbb{E}_{\psi_{n+1} \sim P_{\Psi_{n+1}|\mathbf{z}}} [L^{\psi_{n+1}}(\mathbf{d}, \theta^*)] \right) - \mathbb{E}_{\psi_{n+1} \sim P_{\Psi_{n+1}|\mathbf{z}}} [\log(L^{\psi_{n+1}}(\mathbf{d}, \theta^*))]$ and $\mathcal{J}(\log; P_{\Psi_{n+1}}) \equiv \log \left(\mathbb{E}_{\theta, \psi_{n+1} \sim P_{\Theta, \Psi_{n+1}}} [L^{\psi_{n+1}}(\mathbf{d}, \theta)] \right) - \mathbb{E}_{\psi_{n+1} \sim P_{\Psi_{n+1}}} [\log(\mathbb{E}_{\theta \sim P_{\Theta}} [L^{\psi_{n+1}}(\mathbf{d}, \theta)])]$. Under Assumption 4.8 and Assumption A.6 (stated formally in the proof of the lemma), $\mathbb{E}_{\mathbf{d}, \mathbf{z} \sim P_{\mathbf{D}^*, \mathbf{z}}} [\mathcal{J}(\log; P_{\Theta, \Psi_{n+1}})] \geq \mathbb{E}_{\mathbf{d}, \mathbf{z} \sim P_{\mathbf{D}^*, \mathbf{z}}} [\mathcal{J}(\log; P_{\Psi_{n+1}|\mathbf{z}})]$.

Proof of Lemma A.4. The lemma leverages a result known as Hölder's defect (Steele, 2004; Becker, 2012):

Theorem A.5 (Hölder's defect (restated from Steele 2004⁴)). *If $f : [a, b] \rightarrow \mathbb{R}$ is twice differentiable and if we have the bounds*

$$0 \leq m \leq f''(x) \leq M \text{ for all } x \in [a, b],$$

then for a distribution P over $[a, b]$, there exists a real value $\mu \in [m, M]$ for which one has the formula

$$\underbrace{\mathbb{E}_{x \sim P} [f(x)] - f \left(\mathbb{E}_{x \sim P} [x] \right)}_{\mathcal{J}(-f; P)} = \frac{1}{2} \mu \text{Var}_{x \sim P} [x]$$

$$\text{for } \text{Var}_{x \sim P} [x] \equiv \mathbb{E}_{x \sim P} [(x - \mathbb{E}_{x \sim P} [x])^2].$$

Our goal is to use Hölder's defect to relate $\mathcal{J}(\log; P_{\Psi_{n+1}|\mathbf{z}})$ and $\mathcal{J}(\log; P_{\Psi_{n+1}})$ to $\text{Var}_{\psi_{n+1} \sim P_{\Psi_{n+1}|\mathbf{z}}} [L^{\psi_{n+1}}(\mathbf{d}, \theta^*)]$ and $\text{Var}_{\psi_{n+1} \sim P_{\Psi_{n+1}}} [\mathbb{E}_{\theta \sim \Theta} [L^{\psi_{n+1}}(\mathbf{d}, \theta)]]$, respectively. We first verify that the conditions required for Hölder's defect formula to apply are met. For both applications of the result, f is the negative of the log function. In application to $\mathcal{J}(\log; P_{\Psi_{n+1}|\mathbf{z}})$, f takes as input values of $L^{\psi_{n+1}}(\mathbf{d}, \theta^*)$. In application to $\mathcal{J}(\log; P_{\Psi_{n+1}})$, f takes as input values of $\mathbb{E}_{\theta \sim P_{\Theta}} [L^{\psi_{n+1}}(\mathbf{d}, \theta)]$.

⁴Steele (2004) states the result in terms of discrete sums; we here modified the statement of the result so it can be interpreted for continuous random variables.

- $f : [a, b] \rightarrow \mathbb{R}$: Assumption 4.8 ensures that inputs in both cases are bounded from both below and above.
- f is twice differentiable: The second derivative of f evaluated at x is $f''(x) = \frac{1}{x^2}$.
- $0 \leq m \leq f''(x) \leq M$: Assumption 4.8 ensures this for $m = \frac{1}{b^2}$ and $M = \frac{1}{a^2}$.

Hölder's defect then implies the following:

$$\mathcal{J}(\log; P_{\Psi_{n+1}|\mathbf{z}}) = \frac{1}{2} \mu_1(\mathbf{d}, \mathbf{z}) \text{Var}_{\psi_{n+1} \sim P_{\Psi_{n+1}|\mathbf{z}}} [L^{\psi_{n+1}}(\mathbf{d}, \boldsymbol{\theta}^*)] \quad (12)$$

for a scalar μ_1 that depends on \mathbf{d} and \mathbf{z} , and

$$\mathcal{J}(\log; P_{\Psi_{n+1}}) = \frac{1}{2} \mu_2(\mathbf{d}, \mathbf{z}) \text{Var}_{\psi_{n+1} \sim P_{\Psi_{n+1}}} \left[\mathbb{E}_{\boldsymbol{\theta} \sim \Theta} [L^{\psi_{n+1}}(\mathbf{d}, \boldsymbol{\theta})] \right] \quad (13)$$

for a scalar μ_2 that depends on \mathbf{d} and \mathbf{z} .

We can now formally state Assumption A.6:

Assumption A.6 (Sufficiently informative proxy). *The proxy is sufficiently informative in the sense that the following condition holds on the relative variance of $\Psi_{n+1}|\mathbf{z}$ and Ψ_{n+1} :*

$$\mathbb{E}_{\mathbf{d}, \mathbf{z} \sim P_{\mathbf{D}^*, \mathbf{Z}}} \left[\mu_2(\mathbf{d}, \mathbf{z}) \text{Var}_{\psi_{n+1} \sim P_{\Psi_{n+1}}} \left[\mathbb{E}_{\boldsymbol{\theta} \sim \Theta} [L^{\psi_{n+1}}(\mathbf{d}, \boldsymbol{\theta})] \right] \right] - \mathbb{E}_{\mathbf{d}, \mathbf{z} \sim P_{\mathbf{D}^*, \mathbf{Z}}} \left[\mu_1(\mathbf{d}, \mathbf{z}) \text{Var}_{\psi_{n+1} \sim P_{\Psi_{n+1}|\mathbf{z}}} [L^{\psi_{n+1}}(\mathbf{d}, \boldsymbol{\theta}^*)] \right] \geq 0.$$

Direct substitution of the condition in Assumption A.6 into Equations (12) and (13) completes the proof. \square

In addition to Lemma A.4, the proof of Theorem 4.9 uses the following assumption, which is a variant of Assumption A.3 for the reweighted case:

Assumption A.7 (Smoothness in parameter space). *There exists some $\epsilon > 0$ such that*

$$\begin{aligned} & \mathbb{E}_{\mathbf{d}, \psi_{n+1} \sim P_{\mathbf{D}^*, \Psi_{n+1}}} \left[\log \left(\mathbb{E}_{\boldsymbol{\theta} \sim P_{\Theta}} [L^{\psi_{n+1}}(\mathbf{d}, \boldsymbol{\theta})] \right) \right] \\ & \geq \mathbb{E}_{\mathbf{d}, \psi_{n+1} \sim P_{\mathbf{D}^*, \Psi_{n+1}}} \left[\left(\int_{N_{\epsilon}(\boldsymbol{\theta}^*)} p(\boldsymbol{\theta}) d\boldsymbol{\theta} \right) \log(L^{\psi_{n+1}}(\mathbf{d}, \boldsymbol{\theta}^*)) + \left(\int_{\mathcal{T} \setminus N_{\epsilon}(\boldsymbol{\theta}^*)} p(\boldsymbol{\theta}) d\boldsymbol{\theta} \right) \log \left(\mathbb{E}_{\boldsymbol{\theta} \sim P_{\Theta} \setminus N_{\epsilon}(\boldsymbol{\theta}^*)} [L^{\psi_{n+1}}(\mathbf{d}, \boldsymbol{\theta})] \right) \right] \end{aligned}$$

where $\left(\int_{N_{\epsilon}(\boldsymbol{\theta}^*)} p(\boldsymbol{\theta}) d\boldsymbol{\theta} \right)$ and $\left(\int_{\mathcal{T} \setminus N_{\epsilon}(\boldsymbol{\theta}^*)} p(\boldsymbol{\theta}) d\boldsymbol{\theta} \right)$ are the probability that a value $\boldsymbol{\theta}$ is inside and outside the ϵ -neighborhood of $\boldsymbol{\theta}^*$, respectively.

Remark on Assumption A.7. *In addition to the smoothness condition on the likelihood imposed by Assumption A.3, Assumption A.7 additionally imposes what is essentially a ceiling on the outputs of the relevance function. As discussed in Section 2, weights < 1 “flatten”, or smooth out, the likelihood function; weights > 1 “sharpen” it, and may cause violation of Assumption A.7 even in cases where Assumption A.3 is met. The relevance functions used in our simulations (Section 6) output weights < 1 .*

We obtain

$$\begin{aligned}
\text{IG}^{\mathcal{R}}(\boldsymbol{\theta}^*) &= \mathbb{E}_{\mathbf{d}, \mathbf{z} \sim P_{\mathbf{D}^*}, \mathbf{z}} \left[\log \left(\frac{\mathbb{E}_{\boldsymbol{\psi}_{n+1} \sim P_{\Psi_{n+1}} | \mathbf{z}} [L^{\boldsymbol{\psi}_{n+1}}(\mathbf{d}, \boldsymbol{\theta}^*)]}{\mathbb{E}_{\boldsymbol{\theta}, \boldsymbol{\psi}'_{n+1} \sim P_{\Theta, \Psi_{n+1}}} [L^{\boldsymbol{\psi}'_{n+1}}(\mathbf{d}, \boldsymbol{\theta})]} \right) \right] \\
(\text{Lemma A.4}) &\leq \mathbb{E}_{\mathbf{d}, \mathbf{z} \sim P_{\mathbf{D}^*}, \mathbf{z}} \left[\mathbb{E}_{\boldsymbol{\psi}_{n+1} \sim P_{\Psi_{n+1}} | \mathbf{z}} [\log(L^{\boldsymbol{\psi}_{n+1}}(\mathbf{d}, \boldsymbol{\theta}^*))] \right] - \mathbb{E}_{\mathbf{d} \sim P_{\mathbf{D}^*}} \left[\mathbb{E}_{\boldsymbol{\psi}_{n+1} \sim P_{\Psi_{n+1}}} \left[\log \left(\mathbb{E}_{\boldsymbol{\theta} \sim P_{\Theta}} [L^{\boldsymbol{\psi}_{n+1}}(\mathbf{d}, \boldsymbol{\theta})] \right) \right] \right] \\
(\text{Assumption 4.7}) &= \mathbb{E}_{\mathbf{d} \sim P_{\mathbf{D}^*}} \left[\mathbb{E}_{\boldsymbol{\psi}_{n+1} \sim P_{\Psi_{n+1}}} [\log(L^{\boldsymbol{\psi}_{n+1}}(\mathbf{d}, \boldsymbol{\theta}^*))] \right] - \mathbb{E}_{\mathbf{d} \sim P_{\mathbf{D}^*}} \left[\mathbb{E}_{\boldsymbol{\psi}_{n+1} \sim P_{\Psi_{n+1}}} \left[\log \left(\mathbb{E}_{\boldsymbol{\theta} \sim P_{\Theta}} [L^{\boldsymbol{\psi}_{n+1}}(\mathbf{d}, \boldsymbol{\theta})] \right) \right] \right] \\
&= \mathbb{E}_{\mathbf{d}, \boldsymbol{\psi}_{n+1} \sim P_{\mathbf{D}^*}, \Psi_{n+1}} \left[\log(L^{\boldsymbol{\psi}_{n+1}}(\mathbf{d}, \boldsymbol{\theta}^*)) - \log \left(\mathbb{E}_{\boldsymbol{\theta} \sim P_{\Theta}} [L^{\boldsymbol{\psi}_{n+1}}(\mathbf{d}, \boldsymbol{\theta})] \right) \right] \\
(\text{Assumption A.7}) &\leq \mathbb{E}_{\mathbf{d}, \boldsymbol{\psi}_{n+1} \sim P_{\mathbf{D}^*}, \Psi_{n+1}} \left[\log(L^{\boldsymbol{\psi}_{n+1}}(\mathbf{d}, \boldsymbol{\theta}^*)) - \left(\int_{N_{\epsilon}(\boldsymbol{\theta}^*)} p(\boldsymbol{\theta}) d\boldsymbol{\theta} \right) \log(L^{\boldsymbol{\psi}_{n+1}}(\mathbf{d}, \boldsymbol{\theta}^*)) - \right. \\
&\quad \left. \left(\int_{\mathcal{T} \setminus N_{\epsilon}(\boldsymbol{\theta}^*)} p(\boldsymbol{\theta}) d\boldsymbol{\theta} \right) \log \left(\mathbb{E}_{\boldsymbol{\theta} \sim P_{\Theta}^{\mathcal{T} \setminus N_{\epsilon}(\boldsymbol{\theta}^*)}} [L^{\boldsymbol{\psi}_{n+1}}(\mathbf{d}, \boldsymbol{\theta})] \right) \right] \\
&= \mathbb{E}_{\boldsymbol{\psi}_{n+1} \sim P_{\Psi_{n+1}}} \left[\mathbb{E}_{\mathbf{d} \sim P_{\mathbf{D}^*}} \left[\left(\int_{\mathcal{T} \setminus N_{\epsilon}(\boldsymbol{\theta}^*)} p(\boldsymbol{\theta}) d\boldsymbol{\theta} \right) \left(\log(L^{\boldsymbol{\psi}_{n+1}}(\mathbf{d}, \boldsymbol{\theta}^*)) - \log \left(\mathbb{E}_{\boldsymbol{\theta} \sim P_{\Theta}^{\mathcal{T} \setminus N_{\epsilon}(\boldsymbol{\theta}^*)}} [L^{\boldsymbol{\psi}_{n+1}}(\mathbf{d}, \boldsymbol{\theta})] \right) \right) \right] \right] \\
&= \left(\int_{\mathcal{T} \setminus N_{\epsilon}(\boldsymbol{\theta}^*)} p(\boldsymbol{\theta}) d\boldsymbol{\theta} \right) \mathbb{E}_{\boldsymbol{\psi}_{n+1} \sim P_{\Psi_{n+1}}} \left[\text{H} \left(P_{\mathbf{D}^*} \parallel P_{\mathbf{D}^{\mathcal{R}(\boldsymbol{\psi}_{n+1})} | \boldsymbol{\theta} \in \mathcal{T} \setminus N_{\epsilon}(\boldsymbol{\theta}^*)} \right) - \text{H} \left(P_{\mathbf{D}^*} \parallel P_{\mathbf{D}^{\mathcal{R}(\boldsymbol{\psi}_{n+1})} | \boldsymbol{\theta}^*} \right) \right] \\
&= \left(\int_{\mathcal{T} \setminus N_{\epsilon}(\boldsymbol{\theta}^*)} p(\boldsymbol{\theta}) d\boldsymbol{\theta} \right) \mathbb{E}_{\boldsymbol{\psi}_{n+1} \sim P_{\Psi_{n+1}}} \left[\text{H}(P_{\mathbf{D}^*}) + \text{D}_{\text{KL}} \left(P_{\mathbf{D}^*} \parallel P_{\mathbf{D}^{\mathcal{R}(\boldsymbol{\psi}_{n+1})} | \boldsymbol{\theta} \in \mathcal{T} \setminus N_{\epsilon}(\boldsymbol{\theta}^*)} \right) \right. \\
&\quad \left. - \text{H}(P_{\mathbf{D}^*}) - \text{D}_{\text{KL}} \left(P_{\mathbf{D}^*} \parallel P_{\mathbf{D}^{\mathcal{R}(\boldsymbol{\psi}_{n+1})} | \boldsymbol{\theta}^*} \right) \right] \\
&= \left(\int_{\mathcal{T} \setminus N_{\epsilon}(\boldsymbol{\theta}^*)} p(\boldsymbol{\theta}) d\boldsymbol{\theta} \right) \mathbb{E}_{\boldsymbol{\psi}_{n+1} \sim P_{\Psi_{n+1}}} \left[\text{D}_{\text{KL}} \left(P_{\mathbf{D}^*} \parallel P_{\mathbf{D}^{\mathcal{R}(\boldsymbol{\psi}_{n+1})} | \boldsymbol{\theta} \in \mathcal{T} \setminus N_{\epsilon}(\boldsymbol{\theta}^*)} \right) - \text{D}_{\text{KL}} \left(P_{\mathbf{D}^*} \parallel P_{\mathbf{D}^{\mathcal{R}(\boldsymbol{\psi}_{n+1})} | \boldsymbol{\theta}^*} \right) \right] \tag{14}
\end{aligned}$$

as stated in the theorem for $A = \left(\int_{\mathcal{T} \setminus N_{\epsilon}(\boldsymbol{\theta}^*)} p(\boldsymbol{\theta}) d\boldsymbol{\theta} \right)$ and $C = \mathbb{E}_{\boldsymbol{\psi}_{n+1} \sim P_{\Psi_{n+1}}} \left[\text{D}_{\text{KL}} \left(P_{\mathbf{D}^*} \parallel P_{\mathbf{D}^{\mathcal{R}(\boldsymbol{\psi}_{n+1})} | \boldsymbol{\theta} \in \mathcal{T} \setminus N_{\epsilon}(\boldsymbol{\theta}^*)} \right) \right]$.

A.5 Proof of Proposition 4.10

The proof depends on the following definition:

Definition A.8 (Fidelity of the relevance function ($\rho^{\mathcal{R}}$)). $\rho^{\mathcal{R}}$ is a measure of the fidelity of the relevance function. More specifically, it is:

$$\begin{aligned}
\rho^{\mathcal{R}} \equiv \mathbb{E}_{\mathbf{d}, \boldsymbol{\psi}_{n+1} \sim P_{\mathbf{D}^*}, \Psi_{n+1}} &\left[\frac{1}{n} \sum_{i=1}^n \left(\mathcal{R}_i(\boldsymbol{\psi}_{n+1}) - \frac{1}{n} \sum_{i=1}^n \mathcal{R}_i(\boldsymbol{\psi}_{n+1}) \right) \right. \\
&\left. \left(\log(p(\mathbf{d}_i | \boldsymbol{\theta}^*, \boldsymbol{\psi}_i = \boldsymbol{\psi}_{n+1})) - \frac{1}{n} \sum_{i=1}^n \log(p(\mathbf{d}_i | \boldsymbol{\theta}^*, \boldsymbol{\psi}_i = \boldsymbol{\psi}_{n+1})) \right) \right],
\end{aligned}$$

i.e., is the covariance of $\mathcal{R}_i(\boldsymbol{\psi}_{n+1})$ and $\log(p(\mathbf{d}_i | \boldsymbol{\theta}^*, \boldsymbol{\psi}_i = \boldsymbol{\psi}_{n+1}))$ with respect to a uniform distribution over the source data, in expectation over $P_{\mathbf{D}^*}, \Psi_{n+1}$.

$\Delta^{\mathcal{R}}$ can be rewritten as

$$\begin{aligned}
\Delta^{\mathcal{R}} &= \mathbb{E}_{\psi_{n+1} \sim P_{\Psi_{n+1}}} \left[\mathbb{E}_{\mathbf{d} \sim P_{\mathbf{D}^*}} \left[\log \left(\frac{L(\mathbf{d}, \boldsymbol{\theta}^*, \boldsymbol{\psi}^*)}{L^{\psi_{n+1}}(\boldsymbol{\theta}^*)} \right) \right] \right] \\
&= - \mathbb{E}_{\mathbf{d}, \psi_{n+1} \sim P_{\mathbf{D}^*, \Psi_{n+1}}} \left[\log(L^{\psi_{n+1}}(\boldsymbol{\theta}^*)) \right] + H(P_{\mathbf{D}^*}) \\
&= - \mathbb{E}_{\mathbf{d}, \psi_{n+1} \sim P_{\mathbf{D}^*, \Psi_{n+1}}} \left[\sum_{i=1}^n \mathcal{R}_i(\psi_{n+1}) \log(p(\mathbf{d}_i | \boldsymbol{\theta}^*, \psi_i = \psi_{n+1})) \right] + H(P_{\mathbf{D}^*}) \\
&= \mathbb{E}_{\mathbf{d}, \psi_{n+1} \sim P_{\mathbf{D}^*, \Psi_{n+1}}} \left[\left(\sum_{i=1}^n \mathcal{R}_i(\psi_{n+1}) \right) \left(- \sum_{i=1}^n \log(p(\mathbf{d}_i | \boldsymbol{\theta}^*, \psi_i = \psi_{n+1})) \right) \right] - n\rho^{\mathcal{R}} + H(P_{\mathbf{D}^*}) \quad (15)
\end{aligned}$$

as stated in the proposition for $f(\mathbf{d}, \boldsymbol{\psi}) = -\sum_{i=1}^n \log(p(\mathbf{d}_i | \boldsymbol{\theta}^*, \psi_i = \boldsymbol{\psi}))$ and $D = H(P_{\mathbf{D}^*})$.

B Details of Synthetic Examples

We here report the details of the synthetic examples described in Section 6. We used the same methods, described here, to evaluate the relevance function and generate synthetic proxy information. Appendix B.1 gives additional details specific to the linear regression example, and Appendix B.2 gives additional details specific to the GP regression example and additional results showing the relative performance of PROMPT as a function of the values of each of several simulation parameters.

Relevance function. We computed $\mathcal{R}_i(\boldsymbol{\psi}) \propto p(\mathbf{d}_i | \boldsymbol{\psi})$ where the constant of proportionality was the probability a distribution with the same variance would assign to its mode. The relevance weights were iteratively computed as described in Section 3.2.

More specifically, we first computed $p(\mathbf{d} | \boldsymbol{\psi})$ using the learner’s prior over the shared parameter, i.e., $p(\mathbf{d} | \boldsymbol{\psi}) = \mathbb{E}_{\boldsymbol{\theta} \sim P_{\Theta}} [p(\mathbf{d} | \boldsymbol{\theta}, \boldsymbol{\psi})]$. Using the calculated relevance weights, we computed the r-weighted posterior $P_{\Theta, \Psi_{n+1} | \mathbf{d}, \mathbf{z}}^{\mathcal{R}}$. We then approximated $\widehat{P}_{\Theta}^{\mathcal{R}}$ as a Gaussian using a moment-matching approximation to samples from the r-weighted posterior. We then recomputed the weights using $\widehat{P}_{\Theta}^{\mathcal{R}}$ to evaluate the expectation in $p(\mathbf{d} | \boldsymbol{\psi})$, i.e., $p(\mathbf{d} | \boldsymbol{\psi}) \approx \mathbb{E}_{\boldsymbol{\theta} \sim \widehat{P}_{\Theta}^{\mathcal{R}}} [p(\mathbf{d} | \boldsymbol{\theta}, \boldsymbol{\psi})]$, and recomputed the r-weighted posterior.

In the linear regression setting, in each simulation, we repeated this three times before ultimately defining the relevance function as an expectation over the distribution $\widehat{P}_{\Theta}^{\mathcal{R}}$ obtained at the final iteration. In the GP regression setting, we varied the number of iterations used for refinement of the relevance function (see Appendix B.2).

Proxy information. In many settings, feedback from domain experts is a viable source of proxy information. While domain experts may not be able to articulate precise knowledge of the target task, they can often provide intuitive assessments (Kahneman and Klein, 2009), such as the degree to which an outcome is representative of a given situation (Tversky and Kahneman, 1974). Inspired by this work, we intended the synthetic proxy information source in both settings to represent a domain expert, who is presented with a hypothetical outcome and asked the degree to which it is representative of the target task.

Proxy values were generated as $\mathbf{z}_i \sim \text{Binomial}(N, p(\mathbf{d}_i | \boldsymbol{\psi}_{n+1}^*))$. This has one interpretation as simulated responses on a Likert scale, i.e., to a situation where a domain expert is asked to judge the representativeness of a data point to the target environment on a scale of 0 – N. In all simulations, $N = 7$.

B.1 Linear regression

All simulations were run using only a CPU. In all simulations, the value of the transferable parameter $\boldsymbol{\theta}^* = -1$. The prior $P_{\Theta, \Psi_i} = \mathcal{N}([0, 0]^{\top}, \text{diag}([1, 1]))$ for all $i \in 1 : n + 1$.

To generate source data, we first specified a particular level of multicollinearity ρ . A higher degree of multicollinearity makes $\boldsymbol{\theta}^*$ and $\boldsymbol{\psi}_{n+1}^*$ harder to separately identify, so we interpret this as a higher risk of negative transfer. We varied ρ among 0 (no multicollinearity), 1 (mild multicollinearity), and 2 (extreme multicollinearity).

For a given value ρ we sampled values $\mathbf{x}' \sim \mathcal{N}(\rho, .25)$, and then constructed values $\mathbf{x}_{(\cdot,1)} \sim \mathcal{N}(\mathbf{x}', .25)$ and values $\mathbf{x}_{(\cdot,2)} \sim \mathcal{N}\left(-\frac{\rho^2}{\mathbf{x}'}, .25\right)$. We created 100 such data points. Twenty-five of these data points were used to create proxy information (i.e., used to generate values \mathbf{z}_i as described above), and 75 were used as outcome information on the basis of which to estimate the transferable parameter.

B.2 Gaussian Process regression

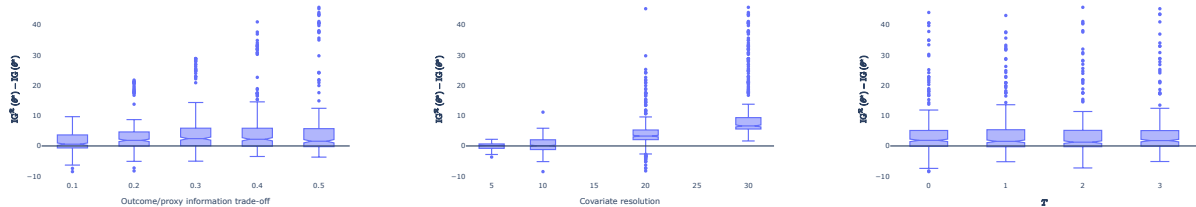
Each simulation was run on a single Nvidia A100 GPU. The set of simulations run under one set of simulation parameters did not complete successfully. The priors were $P_{\Theta} = \text{Lognormal}(1, 1)$ and $P_{\Psi_i} = \text{Gamma}(3, .8)$ for all $i \in 1 : n + 1$. We varied the following simulation parameters:

- **Trade-off between outcome and proxy information:** In each simulation, some of the 80 trajectories were retained to create synthetic proxy information as described above, and the rest were used for estimation of the target parameter. This simulation parameter, which took values in $\{.1, .2, .3, .4, .5\}$, controlled the percentage of trajectories retained to create synthetic proxy information.
- **Covariate resolution:** Trajectories were evaluated on a grid of evenly-spaced values \mathbf{x} ranging from 0 to 1. This parameter, which took values in $\{5, 10, 20, 30, 40, 50\}$, controlled the resolution and size of that grid.
- **Number of iterations for refinement of the relevance function:** This parameter, which took values in $\{0, 1, 2, 3\}$, controlled the number of iterations used for refinement of the relevance function as described above.
- **Source domain distribution:** This parameter, which took values in $\{10, 20, 30, 40, 50, 60, 70\}$, controlled the number of trajectories in the source data generated by the target task. When m trajectories are generated by the target task, $80 - m$ tasks have a task parameter sampled at random from the learner’s prior. In this sense, the results are a somewhat conservative test of PROMPT.
- **Value of θ^* :** We set θ^* to either 1 (left tail of P_{Θ}), e (mode of P_{Θ}), or 6 (right tail of P_{Θ}).

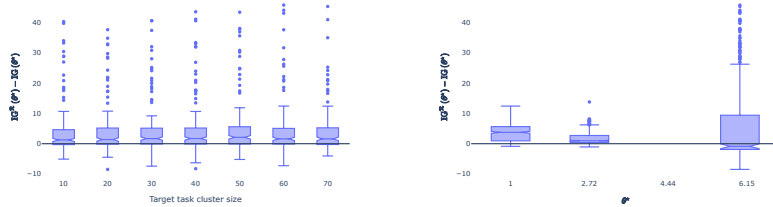
Additional results. Figure 4 shows how the relative performance of PROMPT depends on the value of each of the simulation parameters listed above. Figure 4b shows that PROMPT’s advantage is more pronounced for higher covariate resolutions. When the covariate resolution is low, the covariates are relatively far apart and so all observations will be relatively uncorrelated regardless of the value of the shared and task parameters. We speculate that the result that in these cases the classic learner performs on par with the learner with an r-weighted likelihood reflects that in both cases observations provide little information about the smoothness of the underlying function, and so both methods gain equally little information about θ^* .

References

- Robert A. Becker. The variance drain and jensen’s inequality, 2012. Accessed via <https://caepr.indiana.edu/RePEc/inu/caeprp/caepr2012-004.pdf>.
- Daniel Kahneman and Gary Klein. Conditions for intuitive expertise: A failure to disagree. *American Psychologist*, 64(6), 2009.
- Sabina J. Sloman, Ayush Bharti, Julien Martinelli, and Samuel Kaski. Bayesian active learning in the presence of nuisance parameters. In *Proceedings of the 40th Conference on Uncertainty in Artificial Intelligence (UAI 2024)*, 2024.
- J. Michael Steele. *The Cauchy-Schwarz Master Class*. Cambridge University Press, 2004.
- Amos Tversky and Daniel Kahneman. Judgment under uncertainty: Heuristics and biases. *Science*, 185, 1974.



(a) Trade-off between outcome and proxy information. (b) Covariate resolution. The advantage is more pronounced for higher covariate resolutions. See interpretation in the main text. (c) Number of iterations for refinement of the relevance function T .



(d) Source domain distribution. (e) Value of θ^* . The advantage is more pronounced for lower values of θ^* . See discussion in Section 6.

Figure 4: Advantage of learning with an r -weighted likelihood in the GP regression setting as a function of the simulation parameter indicated in the subfigure caption. Each box in the plot shows the interquartile region (boxes) and outliers (points) of $IG^{\mathcal{R}}(\theta^*) - IG(\theta^*)$ across all values of all other simulation parameters $\times 50$ simulations.