

## Hubbard interaction at finite $T$ on a hexagonal lattice

---

Lado Razmadze<sup>a,\*</sup> and Thomas Luu<sup>a,b</sup>

<sup>a</sup>*Institute for Advanced Simulation (IAS-4), Forschungszentrum Jülich, Germany*

<sup>b</sup>*Helmholtz-Institut für Strahlen- und Kernphysik and Bethe Center for Theoretical Physics,  
Rheinische Friedrich-Williams-Universität Bonn, Germany*

*E-mail:* [l.razmadze@fz-juelich.de](mailto:l.razmadze@fz-juelich.de), [t.luu@fz-juelich.de](mailto:t.luu@fz-juelich.de)

The temporal finite volume induces significant effects in Monte Carlo simulations of systems in low dimensions, such as graphene, a 2-D hexagonal system known for its unique electronic properties and numerous potential applications. In this work, we explore the behavior of fermions on a hexagonal sheet with a Hubbard-type interaction characterized by coupling  $U$ . This system exhibits zero or near zero-energy excitations that are highly sensitive to finite temperature effects. We compute corrections to the self-energy and the effective mass of low-energy excitations, arriving at a quantization condition that includes the temporal finite volume. These analyses are then conducted for both zero and finite temperatures. Our findings reveal that the first-order  $O(U)$  contributions are absent, leading to non-trivial corrections starting at  $O(U^2)$ . We validate our calculations against exact and numerical results obtained from Hybrid Monte Carlo simulations on small lattices.

*The 41st International Symposium on Lattice Field Theory (LATTICE2024)*

*28 July - 3 August 2024*

*Liverpool, UK*

---

\*Speaker

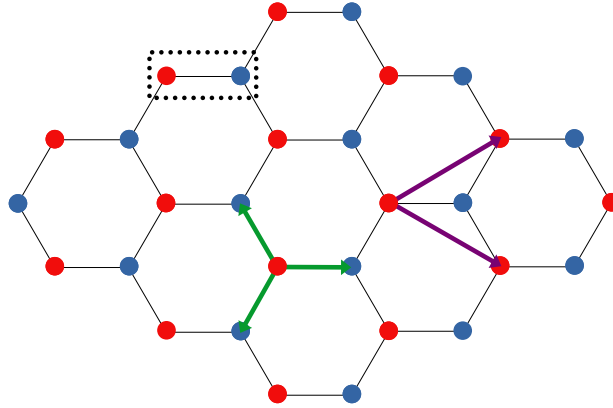
## 1. Introduction

In any quantum system, we can define a characteristic temperature  $T_C$ , representing a scale comparable to the energy of the system’s lowest eigenmode. At temperatures  $T \ll T_C$ , the thermal energy is insufficient to excite even the lowest eigenstates, enabling an approximation  $T = 0$  since temporal finite-volume effects are negligible. However, when  $T \approx T_C$ , the application of thermal field theory becomes essential to accurately capture the system’s behavior.

In the context of lattice QCD, this characteristic temperature corresponds to the pion mass  $T \approx m_\pi \approx 150\text{MeV}$ , a sufficiently high threshold where thermal effects significantly impact the study of nuclear matter and quark-gluon plasma [1, 2]. In “cold” lattice QCD calculations, where the temporal extent is  $\approx 30 - 40 \text{ MeV} \ll m_\pi$ , the finite temporal effects are justifiably ignored. Conversely, in physical low-dimensional lattice structures—such as graphene sheets, graphene nanoribbons, and topological insulators—the lowest energy eigenmodes are much lower than the temporal extent, often just a few eV or even zero [3], e.g. the momentum  $K$ -points in graphene. In these systems thermal effects must be included from the outset.

While temperature-dependent properties of small lattices can be investigated using computational approaches like Hamiltonian Monte Carlo (HMC), these methods remain computationally demanding even for modest lattice sizes. In this work, we approach the problem analytically, solving the self-energy  $\Sigma$  of the system perturbatively in the Hubbard coupling  $U$  to arrive at explicit temperature dependencies. For small lattices, exact solutions are also possible, enabling a direct comparison with perturbative results. Throughout this paper, we use the inverse temperature notation,  $\beta = 1/T$ , to express temperature-dependent quantities.

### 1.1 System



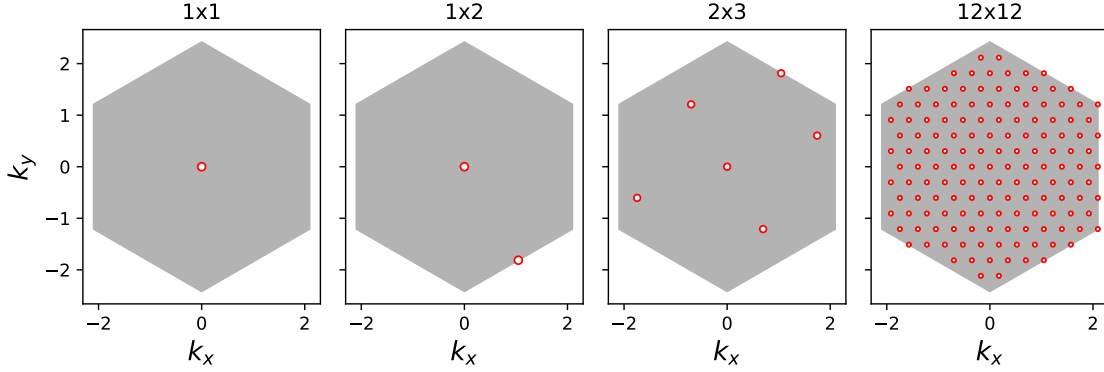
**Figure 1:**  $4 \times 4$  Graphene sheet. Graphene forms a hexagonal bipartite lattice with two sites  $A$  and  $B$  in each unit cell (dotted rectangle), located at  $\xi_A = (0, 0)$  and  $\xi_B = (1, 0)$  respectively. The lattice translation vectors, shown in purple, are  $a_{1,2} = (3/2, \pm\sqrt{3}/2)$ , and the nearest-neighbor vectors are marked by green arrows.

We investigate this system using a tight-binding Hamiltonian with an on-site Hubbard interac-

tion term at half-filling [4], given by:

$$H = - \sum_{\langle x,y \rangle_s} (c_{xs}^\dagger c_{ys} + c_{ys}^\dagger c_{xs}) - \frac{U}{2} \sum_x (n_{x\uparrow} - n_{x\downarrow})^2 \quad (1)$$

where  $\langle x, y \rangle$  indicates a summation over nearest-neighbor sites,  $c^\dagger/c$  denotes the fermionic creation/annihilation operator, and  $n = c^\dagger c$  represents the corresponding number operator. This Hamiltonian is applied to a graphene sheet of size  $L_x \times L_y$  (see Fig. 1), where  $L_x$  and  $L_y$  refer to the width and length of the sheet in unit cells. We will refer to the  $1 \times 1$  sheet as the 2-site and the  $1 \times 2$  as the 4-site lattice. The graphene structure also has a well-defined Brillouin zone (BZ) comprising of  $\Lambda = L_x L_y$  momentum points. Examples are given in Fig. 2.



**Figure 2:** Brillouin zones for various lattice sizes in graphene. As lattice size increases, momentum points increasingly populate the hexagonal Brillouin zone. Of particular importance are the momentum points at the center ( $\Gamma$ -point), at the midpoint of the edges ( $M$ -point), and at the vertices ( $K$ -points). In the thermodynamic limit when  $L_x, L_y \rightarrow \infty$ , the BZ forms a hexagon.

To diagonalize the Hamiltonian, we apply a Fourier transform on each sublattice. Letting  $x$  enumerate unit cells and  $\lambda$  denote the sublattice, we define:

$$c_{x\lambda s} = \frac{1}{\sqrt{\Lambda}} \sum_k e^{ik(x+\xi_\lambda)} c_{k\lambda s}. \quad (2)$$

The Fourier transform yields a  $2 \times 2$  matrix in sublattice space, which is diagonalized to arrive at

$$H_0 = \sum_{k\rho s} \mathcal{E}_k^\rho \phi_{k\rho s}^\dagger \phi_{k\rho s}, \quad \mathcal{E}_k^\rho = \rho \mathcal{E}_k = \rho |f(k)| \quad (3)$$

where

$$f(k) = e^{ik_x} + 2e^{-ik_x/2} \cos(\sqrt{3}k_y/2) \quad \text{and} \quad \rho = \pm 1. \quad (4)$$

To clarify the physical meaning of  $\rho$ , we introduce the Fermi energy  $\mathcal{E}_F$ , defined such that all states with  $\mathcal{E}_k^\rho \leq \mathcal{E}_F$  are filled [5]. States above  $\mathcal{E}_F$  are called *particles* and states below  $\mathcal{E}_F$  are called *holes*. In our case  $\mathcal{E}_F = 0$  which means  $\rho = \pm 1$  states represent particles/holes.

In this representation the interaction part of the Hamiltonian can be split into a quadratic part,  $H_1$ , which we will refer to as the *mass term* and a quartic part,  $H_2$ , which we will call the *interaction vertex*. The mass term  $H_1$  is then

$$H_1 = -\frac{U}{2} \sum_{k\rho s} \phi_{k\rho s}^\dagger \phi_{k\rho s} \quad (5)$$

For  $H_2$  we introduce the multi-index notation  $\mathbf{k} = (k, \rho)$  and define the quartic interaction vertex

$$V_{\mathbf{k}'\mathbf{l}'\mathbf{k}\mathbf{l}} = \frac{U}{4\Lambda} \delta_{\mathbf{k}'+\mathbf{l}', \mathbf{k}+\mathbf{l}} \left( 1 + \rho' \sigma' \rho \sigma e^{-i(\theta_{\mathbf{k}} - \theta_{\mathbf{k}'} + \theta_{\mathbf{l}} - \theta_{\mathbf{l}'})} e^{-i(k'+l'-k-l)\xi_b} \right), \quad e^{i\theta_{\mathbf{k}}} = \frac{f(\mathbf{k})}{|f(\mathbf{k})|} \quad (6)$$

where  $\delta_{\mathbf{k}'+\mathbf{l}', \mathbf{k}+\mathbf{l}}$  is defined modulo the BZ. Then the final Hamiltonian takes the following form

$$H = \sum_{\mathbf{k}s} \left( \mathcal{E}_{\mathbf{k}} - \frac{U}{2} \right) \phi_{\mathbf{k}s}^\dagger \phi_{\mathbf{k}s} + \sum_{\mathbf{k}'\mathbf{l}'\mathbf{k}\mathbf{l}} V_{\mathbf{k}'\mathbf{l}'\mathbf{k}\mathbf{l}} \phi_{\mathbf{k}'\uparrow}^\dagger \phi_{\mathbf{l}'\downarrow}^\dagger \phi_{\mathbf{k}\downarrow} \phi_{\mathbf{l}\uparrow} \quad (7)$$

## 2. Thermal Field Theory

We operate within the interaction picture in *imaginary time*  $\tau \equiv it$ , and we perturb about the free, non-interacting ( $U = 0$ ) system. We designate the  $U$ -independent part of the Hamiltonian as the free Hamiltonian,  $H_0$ , and denote the remainder as the interaction term,  $H_I$ . Our free propagator is

$$G_{\mathbf{k}s}^0(\tau) = - \left\langle T_\tau [\phi_{\mathbf{k}s}(\tau) \phi_{\mathbf{k}s}^\dagger] \right\rangle_0 \quad (8)$$

where  $\langle T_\tau [\dots] \rangle_0$  stands for *thermal average* and  $T_\tau$  is a *time ordering operator*. The explicit time-dependent form of this quantity is:

$$G_{\mathbf{k}}^0(\tau) = e^{-\tau \mathcal{E}_{\mathbf{k}}} \begin{cases} -(1 - n_{\mathbf{k}}) & \tau > 0 \\ n_{\mathbf{k}} & \tau \leq 0 \end{cases} \quad \text{with} \quad n_{\mathbf{k}} = \frac{1}{e^{\beta \mathcal{E}_{\mathbf{k}}} + 1} \quad (9)$$

where  $n_{\mathbf{k}}$  is the fermion number. Since  $G^0$  is spin independent we drop the  $s$ . This propagator is periodic in imaginary time, allowing us to express it in terms of a Fourier transform in  $\tau$ ,

$$G_{\mathbf{k}}^0(i\omega) = \int_0^\beta d\tau G_{\mathbf{k}}^0(\tau) e^{i\omega\tau} = \frac{1}{i\omega - \mathcal{E}_{\mathbf{k}}}, \quad \omega = \frac{\pi}{\beta}(2m+1) \quad m \in \mathbb{Z}. \quad (10)$$

The inverse transform is provided by the *Matsubara sum*

$$G_{\mathbf{k}}^0(\tau) = \frac{1}{\beta} \sum_{\omega} \frac{e^{-i\omega\tau}}{i\omega - \mathcal{E}_{\mathbf{k}}}. \quad (11)$$

To account for interactions, we introduce a quantity analogous to the  $S$ -matrix in ordinary QFT [6], allowing us to express the interacting propagator which we'll simply refer to as a *correlator*.

$$C_{\mathbf{k}}(\tau) = - \frac{\left\langle T_\tau [S(\beta) \phi_{\mathbf{k}s}(\tau) \phi_{\mathbf{k}s}^\dagger] \right\rangle_0}{\langle S(\beta) \rangle_0}, \quad S(\tau) = T_\tau \exp \left\{ - \int_0^\tau H_I(\tau') d\tau' \right\} \quad (12)$$

According to Wick's theorem, thermal average of time-ordered product of the fermionic operators can be expressed as the sum of all possible *Wick contractions*, defined as

$$\phi_{\mathbf{k}s}^\bullet(\tau_1) \phi_{\mathbf{l}s'}^\dagger(\tau_2) = -\delta_{\mathbf{k}\mathbf{l}} \delta_{ss'} G_{\mathbf{k}}^0(\tau_1 - \tau_2). \quad (13)$$

Rather than computing each contraction explicitly, we employ a diagrammatic approach, using Feynman diagrams to systematically capture higher-order contributions. In this case, we have one

propagator and two interaction vertices from  $H_1$  and  $H_2$ , respectively. The complete set of Feynman rules for our calculations is as follows:

$$\begin{aligned}
 \longrightarrow &\sim \frac{1}{i\omega - \mathcal{E}_k} \equiv G_k^0(i\omega) & \begin{array}{c} l \downarrow \\ \swarrow \quad \searrow \\ \bullet \\ \nearrow \quad \nwarrow \\ k' \uparrow \end{array} &\sim V_{k'l'lk} \\
 \longrightarrow \blacksquare &\sim -\frac{U}{2} & &
 \end{aligned} \quad (14)$$

In this way, we only have to keep track of topologically distinct Feynman diagrams instead of all the possible Wick contractions.

### 3. Solution

In order to obtain a non-perturbative correction to the propagator we utilize the *self-energy*  $\Sigma_k(i\omega)$ , which is the sum of all 1 particle irreducible (1-PI) diagrams.  $\Sigma$  is a  $2 \times 2$  matrix in the sub-lattice basis and in general not diagonal. The fully dressed correlator (double line) can then be expressed using Dyson's equation

$$\text{====} = \longrightarrow + \longrightarrow \textcircled{\Sigma} \text{====} .$$

Poles of the correlator provide the spectrum arising from self-interactions, leading to the *quantization condition* (QC).

$$\det \left( G_k^0(i\omega)^{-1} - \Sigma_k(i\omega) \right) \Big|_{i\omega = E_k} = 0 \quad (15)$$

where  $E_k$  is the interacting energy. Note that all temperature dependence (ie  $\beta$ -dependence) originates in  $\Sigma$ . To get the time-dependent correlator  $C_k(\tau)$  we must perform a Matsubara sum. If  $\Sigma$  is diagonal we use standard complex integration techniques to rewrite the sum over frequencies  $\omega$  as a contour integral which can be solved as a sum over the residues at the poles of the correlator [5].

$$C_k(\tau) = \frac{1}{\beta} \sum_{\omega} \frac{e^{-i\omega\tau}}{i\omega - \mathcal{E}_k - \Sigma_k(i\omega)} = \sum_{z^*} \frac{e^{-z^*\tau}}{e^{-z^*\beta} + 1} \text{Res} \left( \frac{1}{z - \mathcal{E}_k - \Sigma_k(z)}, z = z^* \right) \quad (16)$$

Even if  $\Sigma$  is only approximately diagonal we can assume the off-diagonals to be zero with negligible error. We have also observed that for  $\Gamma$ ,  $M$  and  $K$  points self-energy is always diagonal.

We calculate  $\Sigma$  to the leading non-trivial order in  $U$ . At  $\mathcal{O}(U)$  there are only two contributions, one from the mass term and the other from the interaction vertex. These contributions are constant and opposite in sign, canceling each other exactly. Diagrammatically the cancellation is given as

$$\begin{array}{c} \circlearrowleft \\ \circlearrowright \end{array} \longrightarrow + \longrightarrow \blacksquare = 0 \quad (17)$$

This implies that the leading order contribution must be at least  $\sim \mathcal{O}(U^2)$ . At this order we can use (17) and assume all diagrams containing "tadpoles" and mass terms to cancel and we are left with a single "sunset diagram":

$$p\pi \longrightarrow \begin{array}{c} \circlearrowleft \\ \circlearrowright \end{array} \longrightarrow p\pi = \sum_{l'kl} |V_{pl'kl}|^2 \frac{n_{-l'}n_k + (n_{l'} - n_k)n_{-l}}{i\omega - (\mathcal{E}_k - \mathcal{E}_{l'} + \mathcal{E}_l)} \quad (18)$$

where we used shorthand  $-\mathbf{k} = (k, -\rho)$ , and also defined  $\mathbf{p} = (p, \pi)$  for external lines.

For the 2-site lattice there is only one momentum point  $\Gamma$ , therefore  $\mathcal{E}_k^\rho = \rho \mathcal{E}_\Gamma$ . Here  $|V_{\mathbf{p}\Gamma\mathbf{k}l}|^2$  simplifies to  $\frac{U^2}{4} \delta_{\pi\sigma', \rho\sigma}$ . At zero temperature the QC becomes a quadratic equation:

$$(E_\Gamma^\pi - \pi \mathcal{E}_\Gamma)(E_\Gamma^\pi + 3\pi \mathcal{E}_\Gamma) - \frac{U^2}{4} = 0 \quad (19)$$

With the additional condition that  $E_\Gamma^\pi|_{U=0} = \pi \mathcal{E}_\Gamma$  we can analytically solve for the energy

$$E_\Gamma^\pi = \pi \mathcal{E}_\Gamma \left( \sqrt{\frac{U^2}{4\mathcal{E}_\Gamma^2} + 4} - 1 \right) \quad (20)$$

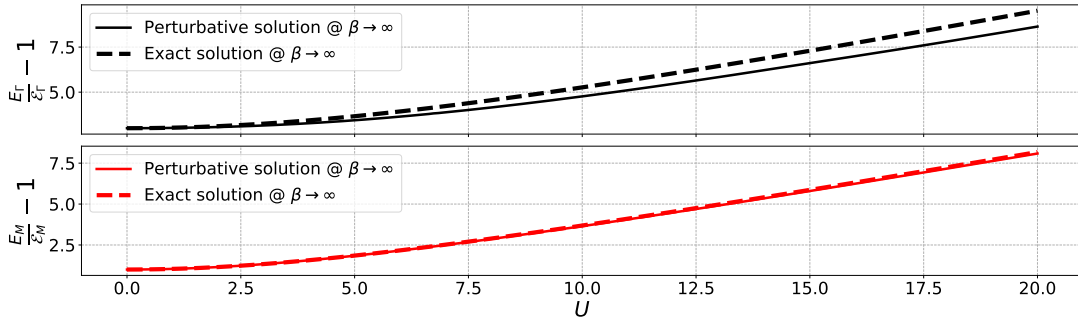
Even at  $T \neq 0$  the QC for 2-sites is a cubic polynomial, making it analytically solvable. However, exact expressions tend to be cumbersome and do not offer substantial insight. For larger lattices, solving the QC analytically becomes infeasible so we can use numerical methods to find the roots of (15). Due to the form of (18), QC is always a rational function of  $E_k$ , meaning we can also find residues and perform the summation in (16). For larger lattices, however, accumulation of numerical errors precludes us from performing the residue sum to a sufficient degree of accuracy, forcing us to fall back on HMC. In principle, one could use arbitrary precision methods, albeit with a significant performance hit.

## 4. Results

### 4.1 $T = 0$

For the 2-site and 4-site systems, we compare perturbative results with exact solutions to assess the validity of the leading-order (LO) approximation. First, in the zero-temperature limit ( $\beta \rightarrow \infty$ ), we examine the dependence of energy on  $U$  alone. In the 2-site case perturbative expression (20) is equal to the exact solution given in [7]. For the 2-site problem, higher-order self-energy contributions vanish at  $T = 0$ , making it exactly solvable in our formalism.

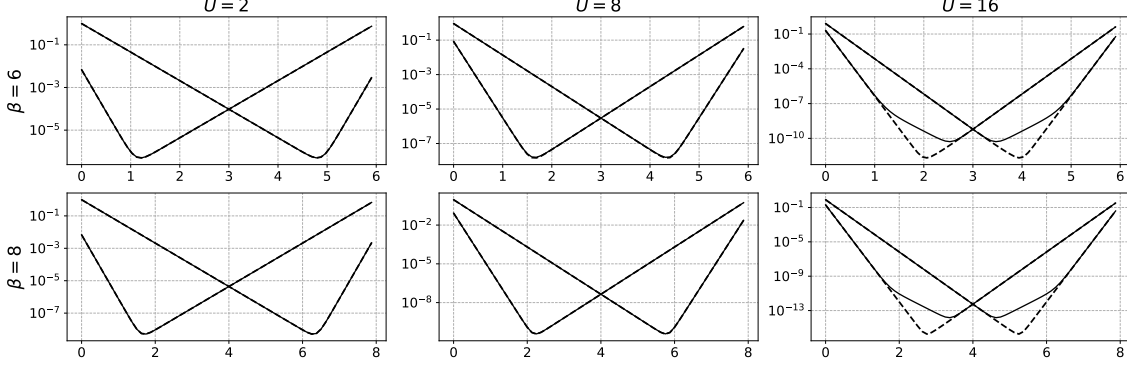
For the 4-site system, which includes two momentum points in the Brillouin Zone (BZ) –  $\Gamma$  and  $M$  – the discrepancy between perturbative and exact results is more pronounced. Nevertheless, the agreement remains excellent for both momentum points, even up to  $U = 20$ , which is well into the non-perturbative regime, see Fig. 3.



**Figure 3:** Energy dependence on  $U$  for the 4-site system at  $\beta \rightarrow \infty$ . Plots are shown for  $\Gamma$  and  $M$  points, demonstrating good agreement between perturbative and exact solutions even for large values of  $U$ .

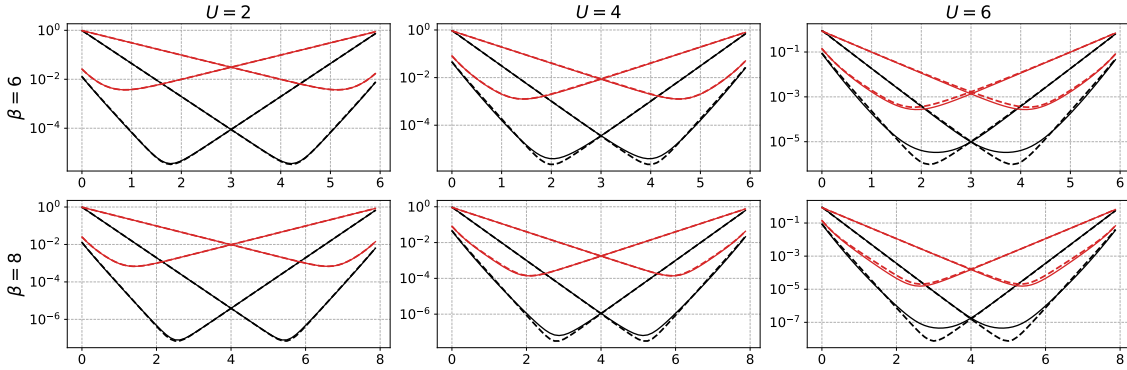
## 4.2 $T \neq 0$

To examine finite-temperature behavior, we calculate the time-dependent correlators using equation 16. Notably, the particle and hole propagators are mirror images around  $\tau = \beta/2$ . For the 2-site system, the perturbative and exact calculations are in close agreement, although deviations become noticeable at very high values of  $U$  due to higher-order contributions at finite temperatures.



**Figure 4:**  $C_k(\tau)$  vs.  $\tau$  for the 2-site system with  $U = 2, 8, 16$  and  $\beta = 8, 10$ . Deviations between perturbative (dashed) and exact (solid) results only become apparent at very large  $U$ . Even at  $U = 8$ , a strongly non-perturbative value, the results show close agreement.

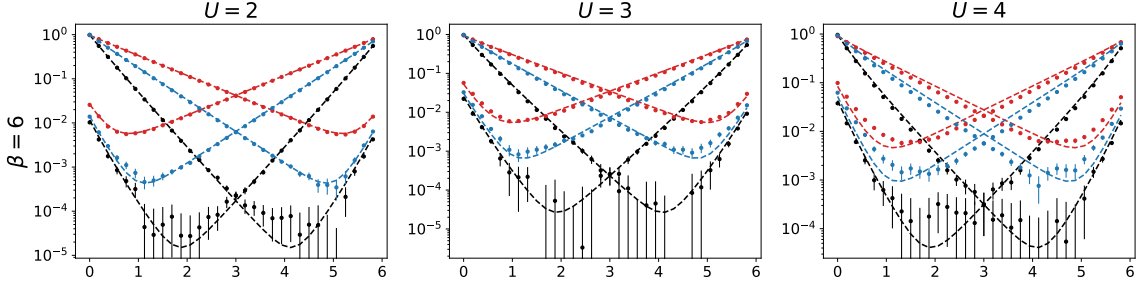
For the 4-site system, we analyze correlators at the  $\Gamma$  and  $M$  points. The deviation between perturbative and exact results is more pronounced here than in the 2-site case. However, the agreement is still good, extending beyond typical perturbative limits of  $U$ .



**Figure 5:**  $C_k(\tau)$  vs.  $\tau$  for the 4-site system at  $\Gamma$  (black) and  $M$  (red) points, with  $U = 2, 4, 6$  and  $\beta = 6, 8$ . Deviations between perturbative (dashed) and exact (solid) results are more apparent than in the 2-site case but still show strong agreement for high values of  $U$ .

For lattices larger than 4-sites, exact solutions become computationally prohibitive, necessitating the use of Hybrid Monte Carlo (HMC) simulations [8–10]. In Fig. 6, we present the correlators for a  $2 \times 3$  graphene. Although the Brillouin Zone (BZ) contains 6 momentum points, only 3 unique correlators emerge, labeled as  $\Gamma$ ,  $M$ , and  $A$ . The latter correlator provides an example where the self-energy matrix  $\Sigma$  is not strictly diagonal. Despite this, we can approximate a solution to the quantization condition. Our calculations reveal that the off-diagonal terms are an order of magni-

tude smaller than the diagonal terms. If we denote this difference by  $\epsilon$ , by setting these off-diagonal terms to zero, we incur an error on the order of  $\epsilon^2$ , which remains negligible in this context.



**Figure 6:**  $C_k(\tau)$  vs.  $\tau$  for  $2 \times 3$  graphene at  $U = 2, 3,$  and  $4$ , all with  $\beta = 6$ . These are  $\Gamma$  (black),  $M$  (red) and  $A$  (blue) points. Dashed lines are perturbative correlators and the dots are from an HMC simulation. Agreement is very good. Even for  $A$  which is not diagonal in particle-hole basis. However, off-diagonal terms are small enough to treat it as approximately diagonal. To observe the deviation one has to go up to  $U = 4$ .

As in the 2- and 4-site examples, we find very good agreement between our perturbative and HMC calculation for couplings up to  $U = 3$ . However, at  $U = 4$  we see definitive discrepancies in the correlators.

## 5. Summary and Outlook

This proceeding presents perturbative calculations of the self-energy  $\Sigma$  in thermal field theory applied to the Hubbard model on a graphene lattice, computed up to the leading non-trivial order,  $\mathcal{O}(U^2)$ . We have calculated the zero-temperature energy shift, achieving perfect agreement with exact results for the 2-site system and strong agreement for the 4-site system, even for non-perturbative values as high as  $U = 20$ . We further analyzed the time evolution of correlators for both 2-site and 4-site models, observing remarkable alignment between perturbative and exact results despite the large  $U$  values. Additionally, we investigated correlators for  $2 \times 3$  graphene sheet and compared our calculations to HMC simulated data for up to  $U = 3$  demonstrating good consistency. Only at larger  $U$  do we see a discrepancy between perturbative and HMC results. In the future we will use our formalism here to deduce the finite-temperature dependence of eigen-energies obtained from HMC simulations within a finite temporal volume.

## Acknowledgements

We thank Evan Berkowitz for insightful discussions and Petar Sinilkov for providing routines to obtain the exact solutions. We gratefully acknowledge the computing time granted by the JARA Vergabegremium and provided on the JARA Partition part of the supercomputer JURECA at Forschungszentrum Jülich [11].



## References

- [1] M. Le Bellac, *Thermal Field Theory*, Cambridge University Press, 1996.
- [2] I. Kapusta and C. Gale, *Finite-Temperature Field Theory: Principles and Applications*, Cambridge University Press, 2023.
- [3] A. H. Castro Neto, F. Guinea, N. M. R. Peres, K. S. Novoselov and A. K. Geim, *The electronic properties of graphene*, *Rev. Mod. Phys.* **81** (2009) 109-162 [[cond-mat/0709.1163](#)].
- [4] J. Ostmeyer, E. Berkowitz, S. Krieg, T. A. Lähde, T. Luu and C. Urbach, *Semimetal–Mott insulator quantum phase transition of the Hubbard model on the honeycomb lattice*, *Phys. Rev. B* **102** (2020) 245105 [[cond-mat/2005.11112](#)].
- [5] A. L. Fetter and J. D. Walecka, *Quantum Theory of Many-Particle Systems*, Courier Corporation, 2012.
- [6] A.A. Abrikosov, L.P. Gorkov, I.E. Dzyaloshinski and R.A. Silverman, *Methods of Quantum Field Theory in Statistical Physics*, Dover Publications, 2012.
- [7] R. T. Scalettar, *An Introduction to the Hubbard Hamiltonian*, in *Quantum Materials: Experiments and Theory* **6**, Verlag des Forschungszentrum Jülich, 2016.
- [8] J. Ostmeyer, E. Berkowitz, S. Krieg, T. A. Lähde, T. Luu and C. Urbach, *Antiferromagnetic character of the quantum phase transition in the Hubbard model on the honeycomb lattice*, *Phys. Rev. B* **104** (2021) 155142 [[cond-mat/2105.06936](#)].
- [9] D. Smith and L. von Smekal, *Monte-Carlo simulation of the tight-binding model of graphene with partially screened Coulomb interactions*, *Phys. Rev. B* **89** (2014) 195429 [[hep-lat/1403.3620](#)].
- [10] M. V. Ulybyshev, P. V. Buividovich, M. I. Katsnelson and M. I. Polikarpov, *Monte-Carlo study of the semimetal-insulator phase transition in monolayer graphene with realistic inter-electron interaction potential*, *Phys. Rev. Lett.* **111** (2013) 056801 [[cond-mat/1304.3660](#)].
- [11] Jülich Supercomputing Centre, *JURECA: Data Centric and Booster Modules implementing the Modular Supercomputing Architecture at Jülich Supercomputing Centre*, *Journal of large scale research facilities* **7** (2021) A182.