

Robust stochastic optimization via regularized PHA: application to Energy Management Systems

P. Malisani, A. Spagnol, V. Smis-Michel

Abstract—This paper deals with robust stochastic optimal control problems. The main contribution is an extension of the Progressive Hedging Algorithm (PHA) that enhances out-of-sample robustness while preserving numerical complexity. This extension consists of taking up the widespread practice in machine learning of variance penalization into stochastic optimal control problems. Using the Douglas-Rachford splitting method, the author developed a Regularized Progressive Hedging Algorithm (RPHA) with the same numerical complexity as the standard PHA and better out-of-sample performances. In addition, the authors propose a three-step control framework consisting of a random scenario generation method, followed by a scenario reduction algorithm, and a scenario-based optimal control computation using the RPHA. Finally, the authors test the proposed method to simulate a stationary battery's Energy Management System (EMS) using ground truth measurements of electricity consumption and production from a mainly commercial building in Solaize, France. This simulation shows that the proposed method is more efficient than a classical Model Predictive Control (MPC) strategy, which is, in turn, more efficient than the standard PHA.

Index Terms—Multistage stochastic optimization, robust optimization, Progressive Hedging Algorithm, constrained optimal control, scenario generation. Regularized Progressive Hedging Algorithm

I. INTRODUCTION

This paper deals with robust stochastic optimal control for convex problems and its application to the field of energy management. The robustness of a stochastic optimal control algorithm is an important issue; indeed, as highlighted in [1], [2], minimizing the expectation of an uncertain cost with respect to a probability measure estimated from real data can provide disappointing results on out-of-sample data. That is to say, the results are not better than those obtained using a standard MPC strategy. As expressed by [1], [2] *this phenomenon is termed the optimizer's curse and is reminiscent of overfitting effects in statistics*. This phenomenon gave rise to the so-called distributionally robust stochastic optimization framework, which consists of solving a problem under the form

$$\inf_{\mathbf{x}} \sup_{\nu \in \mathcal{P}(\Omega)} \int_{\Omega} f(\mathbf{x}(\omega), \omega) d\nu(\omega) \quad (1)$$

P. Malisani (corresponding author) is with the Applied Mathematics Department, IFP Energies nouvelles, 1 et 4 avenue de Bois Préau, 92852 Rueil-Malmaison, France. (email:paul.malisani@ifpen.fr)

A. Spagnol is with the Applied Mathematics Department, IFP Energies nouvelles, Rond-point de l'échangeur de Solaize, BP 3, 69360 Solaize, France. (email:adrien.spagnol@ifpen.fr)

V. Smis-Michel is with the Control and Signal Processing Department, IFP Energies nouvelles, Rond-point de l'échangeur de Solaize, BP 3, 69360 Solaize, France. (email:vivien.smis-michel@ifpen.fr)

Manuscript submitted the 31/10/2024

where \mathcal{P} is a set of probability measures referred to as the ambiguity set. This set should be large enough to contain representative distributions but small enough to prevent the optimal solution from being too conservative. For interested readers, [3] gives a comprehensive review on distributionally robust stochastic optimization. In the context of multistage stochastic optimization, numerous papers focus on the robustness of optimization algorithms. In [4], the authors develop a distributionally robust Stochastic Dual Dynamic Programming (SDDP) algorithm where the ambiguity set is defined as $\mathcal{P}_{\epsilon}(\mu) := \{\nu := \sum_{s=1}^S \nu^s \delta_{\xi^s} : \sum_s (\mu^s - \nu^s)^2 \leq \epsilon\}$, where $\mu := \sum_{s=1}^S \mu^s \delta_{\xi^s}$ is a scenario-based reference discrete probability. This framework has been developed for a linear cost function and linear dynamics and is not easily extended to nonlinear problems. In [5], the authors define the ambiguity set using the so-called nested Wasserstein distance for stochastic processes [6], [7] and prove a large deviation result for the nested distance. However, as pointed out in [8], [9], using the nested distance to build the ambiguity set is a difficult task when the stochastic processes are not stage-wise independent. One can use the standard Wasserstein distance - instead of the nested one - to circumvent this difficulty. In [8], the author proposes the Scenario Decomposition with Alternating Projections (SDAP) algorithm, an adaptation of the celebrated Douglas-Rachford algorithm [10]–[12], to tackle this distributionally robust optimization problem. Each iteration of the SDAP consists of solving a large Quadratic Programming (QP) optimization problem and also a large number of independent optimization problems. Therefore, due to the QP solving, this method is numerically more demanding than the standard PHA developed in [13]. Otherwise, in [14], the author proposes an adaption of the standard PHA to tackle stochastic optimization problems with risk measures. The proposed algorithm has almost the same numerical complexity as the standard PHA. However, the optimization problems to solve are non-smooth, and their adaptation to optimal control problems is not straightforward.

Furthermore, in the context of linear regression for machine learning, the authors of [15], [16] prove that solving the distributionally robust optimization problem with an ambiguity set defined using the Wasserstein distance is equivalent to adding a variance penalization term to the loss function to minimize. Inspired by this result, we would like to robustify scenario-based stochastic optimal controls by taking up the principle of penalizing its variance. Unfortunately, the introduction of this variance penalization destroys the separability in the scenarios and prevents from using the PHA as is. The

first contribution of this paper is to provide an adapted version of the PHA with variance penalization that we call Regularized Progressive Hedging Algorithm (RPHA), which allows us to overcome the non-separability-in-the-scenarios issue. The second contribution of this paper consists in developing a data-driven stochastic optimization framework, which includes a scenario generation algorithm inspired by [17], [18], the scenario reduction method from [19], and an RPHA-based stochastic rolling-horizon strategy.

In section II, we introduce the mathematical notations used throughout the article. In section III, we present the principle of the RPHA and its proof of convergence in the context of convex optimization. In section IV, we introduce a general stochastic constrained optimal control problem for linear systems and provide a general solving algorithm based on the RPHA and the primal-dual deterministic optimal control algorithm from [20], [21]. In section V, we present a general method to generate plausible electrical power consumption and photovoltaic power production from historical data based on [17], and the scenario tree reduction algorithm used to compute a reduced set of representative scenarios developed in [19]. Finally, in section VI, we put together the RPHA control algorithm, the scenario generation, and scenario-tree reduction methods and compare the performance in terms of electrical bill reduction of the proposed method to those of a standard MPC and a standard PHA. This comparison is conducted by simulating the proposed EMS over two years using ground truth measurements of electrical production and consumption from a mainly commercial building equipped with solar panels, which illustrates the interest of our framework.

II. NOTATIONS

Let X be a set and $E \subset X$ be a convex subspace, we denote $i_E : X \mapsto \mathbb{R} \cup \{+\infty\}$ the indicator function of E , i.e. $i_E(x) = 0$ if $x \in E$ and $i_E(x) = +\infty$ otherwise. Let X be a Hilbert space, given a Fréchet-differentiable function $f : X \mapsto \mathbb{R}$ we denote $f' \in X$ the Fréchet-derivative of f . Given two Hilbert spaces X, Y and a Fréchet-differentiable function $f : X \times Y \mapsto \mathbb{R}$, we denote $f'_x \in X$ (resp. $f'_y \in Y$) the Fréchet-derivative of f with respect to the first (resp. second) variable. Let $(\Omega, \mathcal{F}, \mu)$ be a probability space and let X be a normed vector space, we denote random variables from Ω to X using bold characters such as $\boldsymbol{\xi} : \Omega \mapsto X$. We denote with blackboard capital letters sets of random variable such as $\mathbb{X} := \{\boldsymbol{x} : \Omega \mapsto X\}$. We denote \mathbb{E} the mathematical expectation. Let X be a Hilbert space, we denote $\langle \cdot, \cdot \rangle_X$ its scalar product. Let \mathbb{X} be the space of random variables on X , we denote $\langle \cdot, \cdot \rangle_{\mathbb{X}} := \mathbb{E}(\langle \cdot, \cdot \rangle_X)$ the scalar product on \mathbb{X} . Given $p \in [1, +\infty]$, we denote $L^p(A; B)$ (or L^p) the Lebesgue spaces of functions from A to B and we denote $\|\cdot\|_{L^p}$ the corresponding p -norm. For all $1 \leq p < +\infty$, we denote L^p the space of random variables $\boldsymbol{\xi} : \Omega \mapsto L^p$ and we denote $\|\boldsymbol{\xi}\|_{L^p} := \mathbb{E}(\|\boldsymbol{\xi}\|_{L^p}^p)^{\frac{1}{p}}$. We denote L^∞ the space of random variables $\boldsymbol{\xi} : \Omega \mapsto L^\infty$ and we denote $\|\boldsymbol{\xi}\|_{L^\infty} := \inf\{y \in \mathbb{R} : \mu(\{\omega \in \Omega : \|\boldsymbol{\xi}(\omega)\|_{L^\infty} > y\}) = 0\}$.

III. ROBUST STOCHASTIC OPTIMIZATION VIA REGULARIZED PHA

A. Problem presentation

In this section, we present the general framework of multistage stochastic optimization problems. To do so, let us introduce the following definitions

Definition 1 (Atomic random variable). *Let $\boldsymbol{\xi} \in \mathbb{L}^2([0, T]; \Xi)$, we say that $\boldsymbol{\xi}$ is an atomic random variable if its associated probability, denoted $\mu_{\boldsymbol{\xi}}$, writes*

$$\mu_{\boldsymbol{\xi}} := \sum_{s=1}^S \mu_s \delta_{\xi^s} \quad (2)$$

where $\mu_s \geq 0$ and $\sum_{s=1}^S \mu_s = 1$, where δ is the Dirac measure, and $\xi^s \in \mathbb{L}^2([0, T]; \Xi)$. In addition, let $\boldsymbol{\zeta} \in \mathbb{L}^2([0, T]; Z)$, we say that $\boldsymbol{\xi}$ and $\boldsymbol{\zeta}$ are identically generated if their associated probabilities $\mu_{\boldsymbol{\xi}}, \mu_{\boldsymbol{\zeta}}$ write respectively

$$\mu_{\boldsymbol{\xi}} := \sum_{s=1}^S \mu_s \delta_{\xi^s} ; \quad \mu_{\boldsymbol{\zeta}} := \sum_{s=1}^S \mu_s \delta_{\zeta^s} \quad (3)$$

where $\mu_s \geq 0$ and $\sum_{s=1}^S \mu_s = 1$, with $\xi^s \in \mathbb{L}^2([0, T]; \Xi)$ and with $\zeta^s \in \mathbb{L}^2([0, T]; Z)$.

Definition 2 (δ -adaptation). *Let $f \in \mathbb{L}^2([0, T]; A)$ and let $e_t : \mathbb{L}^2([0, T]; A) \mapsto A$ be the evaluation operator such that $e_t(f) := f(t)$. Let $\boldsymbol{\xi} \in \mathbb{L}^2([0, T]; \Xi)$ and $\boldsymbol{x} \in \mathbb{L}^2([0, T]; X)$ be two random variables and denote $(\mathcal{F}_t)_{t \in [0, T]}$ the filtration generated by the random variables $(e_t(\boldsymbol{\xi}))_{t \in [0, T]}$. Let $\delta \geq 0$, we denote*

$$\boldsymbol{x} \triangleleft_{\delta} \boldsymbol{\xi} \Leftrightarrow e_t(\boldsymbol{x}) = \mathbb{E}(e_t(\boldsymbol{x}) | \mathcal{F}_{t-\delta}), \forall t \in [\delta, T] \quad (4)$$

the property of \boldsymbol{x} being δ -adapted to $\boldsymbol{\xi}$. We denote

$$\mathcal{N}_{\delta} := \{\boldsymbol{x} \in \mathbb{L}^2([0, T]; X) : \boldsymbol{x} \triangleleft_{\delta} \boldsymbol{\xi}\} \quad (5)$$

the linear space of δ -adapted variables and we denote $P_{\mathcal{N}_{\delta}} : \mathbb{L}^2([0, T]; X) \mapsto \mathcal{N}_{\delta}$ (resp. $P_{\mathcal{N}_{\delta}^{\perp}} : \mathbb{L}^2([0, T]; X) \mapsto \mathcal{N}_{\delta}^{\perp}$) the orthogonal projection on \mathcal{N}_{δ} (resp. $\mathcal{N}_{\delta}^{\perp}$).

Problem 1. *Let f be a convex, proper lower semi-continuous function. The stochastic optimal control problem we are interested in writes*

$$\inf_{\boldsymbol{x} \in \mathbb{L}^2} \mathbb{E}[f(\boldsymbol{x}, \boldsymbol{\xi})] + i_{\mathcal{N}_{\delta}}(\boldsymbol{x}) \quad (6)$$

B. Regularized PHA

Problem 2 (Regularized multistage stochastic optimization problem). *Let $\boldsymbol{\xi} \in \mathbb{L}^2$ be a random variable. The regularized stochastic optimal control problem we want to solve is now the following*

$$\inf_{\boldsymbol{x} \in \mathbb{L}^2} \mathbb{E}(f(\boldsymbol{x}, \boldsymbol{\xi})) + \frac{\alpha}{2} \|\boldsymbol{x} - \mathbb{E}(\boldsymbol{x})\|_{\mathbb{L}^2}^2 + i_{\mathcal{N}_{\delta}}(\boldsymbol{x}) \quad (7)$$

Because of the quadratic regularization part of the cost, the problem at hand is not separable in the scenarios; therefore, the PHA is not directly applicable. However, it is possible to adapt this algorithm to the problem at hand. This is the object of the following result

Theorem 1 (Regularized PHA). *Let $\lambda^0 \in \mathcal{N}_\delta^\perp$, if f is convex, proper, and lower semi-continuous, the following sequence*

$$\mathbf{x}^{k+1} \in \arg \min_{\mathbf{x} \in \mathbb{L}^2} \mathbb{E}(f(\mathbf{x}, \boldsymbol{\xi})) + \langle \boldsymbol{\lambda}^k, \mathbf{x} \rangle \quad (8a)$$

$$\boldsymbol{\lambda}^{k+1} := \boldsymbol{\lambda}^k + r P_{\mathcal{N}_\delta^\perp}(\mathbf{x}^{k+1}) \quad (8b)$$

$$\mathbf{z}^{k+1} = \mathbf{z}^k - \mathbf{x}^{k+1} + \frac{\alpha}{r + \alpha} \mathbb{E}(2\mathbf{x}^{k+1} - \mathbf{z}^k) + \frac{r}{r + \alpha} P_{\mathcal{N}_\delta}(2\mathbf{x}^{k+1} - \mathbf{z}^k) \quad (8c)$$

converges to a fixed-point $(\bar{\mathbf{x}}, \bar{\boldsymbol{\lambda}}, \bar{\mathbf{z}})$ such that $\bar{\mathbf{x}}$ is an optimal solution of problem 2.

Proof. First, let us split eq. (7) as follows

$$\begin{cases} \phi_\xi(\mathbf{x}) := \mathbb{E}(f(\mathbf{x}, \boldsymbol{\xi})) \\ \psi(\mathbf{x}) := \frac{\alpha}{2} \|\mathbf{x} - \mathbb{E}(\mathbf{x})\|_{\mathbb{L}^2}^2 + i_{\mathcal{N}_\delta}(\mathbf{x}) \end{cases}$$

The Douglas-Rachford solving algorithm [10]–[12] for this problem consists in finding a fixed-point of the following iterative procedure

$$\mathbf{x}^{k+1} = \text{Prox}_{r\phi_\xi}(\mathbf{z}^k) \quad (9a)$$

$$\mathbf{z}^{k+1} = \mathbf{z}^k + \text{Prox}_{r\psi}(2\mathbf{x}^{k+1} - \mathbf{z}^k) - \mathbf{x}^{k+1} \quad (9b)$$

The proof of theorem 1 consists in proving that eqs. (8) and (9) are equivalent. Now, let us compute $\text{Prox}_{r\psi}$

$$\begin{aligned} \text{Prox}_{r\psi}(\mathbf{z}) := \arg \min_{\mathbf{x} \in \mathbb{L}^2} & \frac{\alpha}{2} \|\mathbf{x} - \mathbb{E}(\mathbf{x})\|_{\mathbb{L}^2}^2 + i_{\mathcal{N}_\delta}(\mathbf{x}) \\ & + \frac{r}{2} \|\mathbf{x} - \mathbf{z}\|_{\mathbb{L}^2}^2 \end{aligned}$$

We make the following change of variable $\mathbb{L}^2 \ni y := \mathbb{E}(\mathbf{x})$ and $\mathbb{L}^2 \ni \zeta := \mathbf{x} - y$, thus $\mathbb{E}(\zeta) = 0$. Using this change of variable, we have

$$\begin{aligned} \text{Prox}_{r\psi}(\mathbf{z}) := \arg \min_{\zeta \in \mathbb{X}, y \in \mathbb{L}^2} & \frac{\alpha}{2} \|\zeta\|_{\mathbb{L}^2}^2 + \frac{r}{2} \|\zeta - (\mathbf{z} - y)\|_{\mathbb{L}^2}^2 \\ & + i_{\mathcal{N}_\delta}(\zeta + y) + i_{\{0\}}(\mathbb{E}(\zeta)) \end{aligned}$$

Let $(\zeta, y, \lambda^1, \lambda^2) \in \mathbb{L}^2 \times \mathbb{L}^2 \times \mathbb{L}^2 \times \mathbb{L}^2$, and let $L : \mathbb{L}^2 \times \mathbb{L}^2 \times \mathbb{L}^2 \times \mathbb{L}^2 \mapsto \mathbb{R}$ be the Lagrangian associated to $\text{Prox}_{r\psi}(\mathbf{z})$, we have

$$\begin{aligned} L(\zeta, y, \lambda^1, \lambda^2) &:= \frac{\alpha}{2} \|\zeta\|_{\mathbb{L}^2}^2 + \frac{r}{2} \|\zeta - (\mathbf{z} - y)\|_{\mathbb{L}^2}^2 \\ &+ \langle \lambda^1, P_{\mathcal{N}_\delta^\perp}(\zeta + y) \rangle_{\mathbb{L}^2} + \langle \lambda^2, \mathbb{E}(\zeta) \rangle_{\mathbb{L}^2} \\ &= \frac{\alpha}{2} \|\zeta\|_{\mathbb{L}^2}^2 + \frac{r}{2} \|\zeta - (\mathbf{z} - y)\|_{\mathbb{L}^2}^2 \\ &+ \langle \lambda^1, P_{\mathcal{N}_\delta^\perp}(\zeta) \rangle_{\mathbb{L}^2} + \langle \lambda^2, \mathbb{E}(\zeta) \rangle_{\mathbb{L}^2} \\ &= \frac{\alpha}{2} \|\zeta\|_{\mathbb{L}^2}^2 + \frac{r}{2} \|\zeta - (\mathbf{z} - y)\|_{\mathbb{L}^2}^2 \\ &+ \langle P_{\mathcal{N}_\delta^\perp}(\lambda^1), \zeta \rangle_{\mathbb{L}^2} + \langle \lambda^2, \mathbb{E}(\zeta) \rangle_{\mathbb{L}^2} \end{aligned}$$

Let $(\bar{\zeta}, \bar{y}, \bar{\lambda}^1, \bar{\lambda}^2)$ be a saddle-point of the Lagrangian, the KKT conditions write

$$\begin{aligned} L'_\zeta(\bar{\zeta}, \bar{y}, \bar{\lambda}^1, \bar{\lambda}^2) &= \alpha \bar{\zeta} + r(\bar{\zeta} - (\mathbf{z} - \bar{y})) + \bar{\lambda}^2 + P_{\mathcal{N}_\delta^\perp}(\bar{\lambda}^1) \\ &= 0 \end{aligned} \quad (10a)$$

$$L'_y(\bar{\zeta}, \bar{y}, \bar{\lambda}^1, \bar{\lambda}^2) = r \mathbb{E}(\bar{\zeta} - \mathbf{z} + \bar{y}) = 0 \quad (10b)$$

$$L'_{\lambda^1}(\bar{\zeta}, \bar{y}, \bar{\lambda}^1, \bar{\lambda}^2) = P_{\mathcal{N}_\delta^\perp}(\bar{\zeta}) = 0 \quad (10c)$$

$$L'_{\lambda^2}(\bar{\zeta}, \bar{y}, \bar{\lambda}^1, \bar{\lambda}^2) = \mathbb{E}(\bar{\zeta}) = 0 \quad (10d)$$

Using eqs. (10b) and (10d) yields

$$\bar{y} = \mathbb{E}(\mathbf{z}) \quad (11)$$

Using eqs. (10a) and (11) yields

$$(\alpha + r)\bar{\zeta} = r(\mathbf{z} - \mathbb{E}(\mathbf{z})) - \bar{\lambda}^2 - P_{\mathcal{N}_\delta^\perp}(\bar{\lambda}^1) \quad (12)$$

gathering eqs. (10d) and (12) yields

$$0 = \mathbb{E}(\bar{\lambda}^2 + P_{\mathcal{N}_\delta^\perp}(\bar{\lambda}^1)) = \bar{\lambda}^2 + \mathbb{E}(P_{\mathcal{N}_\delta^\perp}(\bar{\lambda}^1)) = \bar{\lambda}^2 \quad (13)$$

Gathering eqs. (12) and (13) yields

$$\bar{\zeta} = \frac{1}{\alpha + r} \left(r(\mathbf{z} - \mathbb{E}(\mathbf{z})) - P_{\mathcal{N}_\delta^\perp}(\bar{\lambda}^1) \right) \quad (14)$$

now, gathering eqs. (10c) and (14) yields

$$r P_{\mathcal{N}_\delta^\perp}(\mathbf{z} - \mathbb{E}(\mathbf{z})) = P_{\mathcal{N}_\delta^\perp}(\bar{\lambda}^1)$$

and we have

$$\bar{\zeta} = \frac{r}{\alpha + r} P_{\mathcal{N}_\delta}(\mathbf{z} - \mathbb{E}(\mathbf{z})) \quad (15)$$

Finally, gathering eqs. (11) and (15) yields

$$\begin{aligned} \text{Prox}_{r\psi}(\mathbf{z}) &= \frac{r}{\alpha + r} P_{\mathcal{N}_\delta}(\mathbf{z} - \mathbb{E}(\mathbf{z})) + \mathbb{E}(\mathbf{z}) \\ &= \frac{\alpha \mathbb{E}(\mathbf{z}) + r P_{\mathcal{N}_\delta}(\mathbf{z})}{r + \alpha} \end{aligned} \quad (16)$$

Therefore, $\text{Prox}_{r\psi}(\cdot) \in \mathcal{N}_\delta$. Now, define $\boldsymbol{\lambda}^k := -r P_{\mathcal{N}_\delta^\perp}(\mathbf{z}^k)$, then, using eq. (9b), we have

$$\begin{aligned} \boldsymbol{\lambda}^{k+1} &= -r P_{\mathcal{N}_\delta^\perp}(\mathbf{z}^k - \mathbf{x}^{k+1} + \text{Prox}_{r\psi}(2\mathbf{x}^{k+1} - \mathbf{z}^k)) \\ &= -r P_{\mathcal{N}_\delta^\perp}(\mathbf{z}^k) + r P_{\mathcal{N}_\delta^\perp}(\mathbf{x}^{k+1}) \\ &= \boldsymbol{\lambda}^k + r P_{\mathcal{N}_\delta^\perp}(\mathbf{x}^{k+1}) \end{aligned} \quad (17)$$

Now, let us compute $\text{Prox}_{r\phi(\cdot, \boldsymbol{\xi})}$

$$\begin{aligned} \text{Prox}_{r\phi_\xi}(\mathbf{z}^k) &= \arg \min_{\mathbf{x} \in \mathbb{L}^2} \mathbb{E}(f(\mathbf{x}, \boldsymbol{\xi})) + \frac{r}{2} \|\mathbf{x} - \mathbf{z}^k\|_{\mathbb{L}^2}^2 \\ &= \arg \min_{\mathbf{x} \in \mathbb{L}^2} \mathbb{E}(f(\mathbf{x}, \boldsymbol{\xi})) \\ &\quad + \frac{r}{2} \left\| \mathbf{x} - P_{\mathcal{N}_\delta}(\mathbf{z}^k) - P_{\mathcal{N}_\delta^\perp}(\mathbf{z}^k) \right\|_{\mathbb{L}^2}^2 \\ &= \arg \min_{\mathbf{x} \in \mathbb{L}^2} \mathbb{E}(f(\mathbf{x}, \boldsymbol{\xi})) - r \langle \mathbf{x}, P_{\mathcal{N}_\delta^\perp}(\mathbf{z}^k) \rangle_{\mathbb{L}^2} \\ &\quad + \frac{r}{2} \|\mathbf{x} - P_{\mathcal{N}_\delta}(\mathbf{z}^k)\|_{\mathbb{L}^2}^2 \\ &\quad + \frac{r}{2} \left\| P_{\mathcal{N}_\delta^\perp}(\mathbf{z}^k) \right\|_{\mathbb{L}^2}^2 \\ &= \arg \min_{\mathbf{x} \in \mathbb{L}^2} \mathbb{E}(f(\mathbf{x}, \boldsymbol{\xi})) + \langle \mathbf{x}, \boldsymbol{\lambda}^k \rangle_{\mathbb{L}^2} \\ &\quad + \frac{r}{2} \|\mathbf{x} - P_{\mathcal{N}_\delta}(\mathbf{z}^k)\|_{\mathbb{L}^2}^2 \end{aligned} \quad (18)$$

The transition to the last line stems from noting that $\left\| P_{\mathcal{N}_\delta^\perp}(z^k) \right\|_{\mathbb{L}^2}^2$ does not depend on \mathbf{x} , thus has no influence on the arg min and can be ignored. Finally, using eqs. (16) to (18), it is straightforward to check that solving eq. (8) is equivalent to the DR algorithm from eq. (9) applied to problem 2, which concludes the proof. \square

Remark 1. One can check that the algorithm from theorem 1 with $\alpha = 0$ is equivalent to the standard PHA from [13].

IV. ROBUST STOCHASTIC OPTIMAL CONTROL

A. Problem presentation

Problem 3 (Stochastic optimal control problem). *The problem we are interested in consists of solving the following stochastic optimal control problem*

$$\min_{\mathbf{u} \in \mathbb{U}} \mathbb{E} \left[\int_0^T \ell(\mathbf{y}(t), \mathbf{u}(t), \boldsymbol{\xi}(t)) dt \right] \quad (19)$$

$\mathbb{U} \subseteq \mathbb{L}^2([0, T]; \mathbb{R}^m)$ the space of random variables such that, for all $\mathbf{u} \in \mathbb{U}$, the following holds

$$\dot{\mathbf{y}}(t) = A(t)\mathbf{y}(t) + B(t)\mathbf{u}(t) \text{ a.s.} \quad (20a)$$

$$0 \geq C(t)\mathbf{y}(t) + D(t)\mathbf{u}(t) + E(t) \text{ a.s.} \quad (20b)$$

$$\mathbf{y}(0) = \mathbf{y}^0 \text{ a.s.} \quad (20c)$$

$$0 = F\mathbf{y}(T) + G \text{ a.s.} \quad (20d)$$

$$\mathbf{u} \in \mathcal{N}_\delta \quad (20e)$$

In this general setting, eq. (20e) embeds both Decision-Hazard and Hazard-Decision frameworks, even though this paper's application belongs to the Decision-Hazard one. Finally, the problem is solved under the following assumptions.

Assumption 1. *The data of the problem satisfy the following assumptions*

i) *The function $\ell \in C^2(\mathbb{R}^n \times \mathbb{R}^m \times \mathbb{R}^d; \mathbb{R})$ is proper, and convex with respect to the first two variables.*

ii) *There exists $R < +\infty$ such that for all (\mathbf{y}, \mathbf{u}) satisfying eqs. (20a) to (20d), we have*

$$\|\mathbf{u}\|_{\mathbb{L}^\infty} \leq R \quad (21)$$

iii) *The mappings A, B, C, D, E are in \mathbb{L}^∞ .*

Proposition 1. *If assumption 1 holds, the set \mathbb{U} is convex. In addition, the cost function from eq. (19) is convex, proper, and continuous with respect to \mathbf{u} .*

Proof. Since eqs. (20a) to (20d) are linear constraints, and since \mathcal{N}_δ is a linear subspace of $\mathbb{L}^2([0, T]; \mathbb{R}^m)$, then \mathbb{U} is convex as the intersection of convex sets. Let $y[u, y^0]$ be the solution of eqs. (20a) and (20c), the mapping $\mathbf{u} \mapsto \mathbf{y}[u, y^0]$ is linear. Using assumption 1, the mapping $\mathbf{u}(t) \mapsto \ell(\mathbf{y}[u, y^0](t), \mathbf{u}(t), \boldsymbol{\xi}(t))$ is convex, proper, and continuous. Integration with respect to the time variable and taking the expectation preserves these properties, which concludes the proof. \square

B. RPHA implementation for problem 3

In this section, we give a detailed presentation on the RPHA's implementation to solve problem 3. Specifically, in section IV-B1, we present the solving algorithm of eq. (8a) applied to problem 3, when the expectation is computed using a discrete probability of S scenarios. Then, in section IV-B2, we prove the global convergence of the proposed method.

1) *Deterministic optimal control problem solving:* Now, let us discuss the solving of eq. (8a) for problem 3. At iteration k , for each scenario $\xi^s \in \mathbb{L}^2([0, T]; \mathbb{R}^d)$ with $s \in \{1, \dots, S\}$, we need to solve the following deterministic optimal control problem

Problem 4 (Deterministic optimal control sub-problem).

$$\min_{u \in \mathbb{L}^2([0, T]; \mathbb{R}^d)} \int_0^T \ell(y(t), u(t), \xi^s(t)) dt + \langle \lambda^s, u \rangle_{\mathbb{L}^2} + \frac{r}{2} \|u - z^s\|_{\mathbb{L}^2}^2 \quad (22)$$

under constraints from eqs. (20a) to (20d).

To solve these deterministic optimal control problems, we use the primal-dual method described in [20], [21]. This primal-dual algorithm is highly suitable for stochastic optimal control problems thanks to their numerical efficiency. We have the following convergence result

Lemma 1. *Let $(\epsilon_n)_n$ be a decreasing sequence of positive parameters converging to zero and let $(\bar{u}_{\epsilon_n}^s, \bar{y}_{\epsilon_n}^s, \bar{p}_{\epsilon_n}^s, \bar{\mu}_{\epsilon_n}^s, \bar{\eta}_{\epsilon_n}^s)$ be a solution of the following two-point boundary value problem*

$$\dot{y}(t) = A(t)y(t) + B(t)u(t) \quad (23a)$$

$$\dot{p}(t) = -\ell'_y(y(t), u(t), \xi^s(t)) - A(t)^\top p(t) - C(t)^\top \mu(t) \quad (23b)$$

$$0 = \ell'_u(y(t), u(t), \xi^s(t)) + \lambda^s(t) + r(u(t) - z^s(t)) + B(t)^\top p(t) + D(t)^\top \mu(t) \quad (23c)$$

$$0 = \text{FB}(\mu(t), C(t)y(t) + D(t)u(t) + E(t), \epsilon_n) \quad (23d)$$

$$0 = y(0) - y^0 \quad (23e)$$

$$0 = Fy(T) + G \quad (23f)$$

$$0 = p(T) - F^\top \eta \quad (23g)$$

where $\text{FB}(x, y, \epsilon) := x - y - \sqrt{x^2 + y^2 + 2\epsilon}$. Then the sequence $(\bar{u}_{\epsilon_n}^s)_n$ converges to \bar{u}^s , solution of problem 4, as follows

$$\lim_{n \rightarrow \infty} \|\bar{u}_{\epsilon_n}^s - \bar{u}^s\|_{\mathbb{L}^2} = 0 \quad (24)$$

Proof. The set

$$\{u \in \mathbb{L}^2([0, T]; \mathbb{R}^m) : \text{eqs. (20a) to (20d) hold}\}$$

is convex. Let $y[u, y^0]$ be the solution of eqs. (20a) and (20c). From assumption 1, the function ℓ is convex with respect to (y, u) , therefore, the mapping $u(t) \mapsto \ell(y[u, y^0](t), u(t), \xi^s(t))$ is convex. Integration with respect

to the time variable preserves the convexity which proves that the mapping

$$\mathbb{L}^2([0, T]; \mathbb{R}^m) \ni u \mapsto \int_0^T \ell(y[u, y^0](t), u(t), \xi^s(t)) dt + \langle \lambda^s, u \rangle_{L^2} + \frac{r}{2} \|u - z^s\|_{L^2}^2 \quad (25)$$

is strictly convex for all $r > 0$. Thus, problem 4 is strictly convex and has a unique optimal solution. In addition, from [21, Corollary 6.1.], the sequence $(\bar{u}_{\epsilon_n}^s, \bar{y}_{\epsilon_n}^s, \bar{p}_{\epsilon_n}^s, \bar{\mu}_{\epsilon_n}^s, \bar{\eta}_{\epsilon_n}^s)_n$ converges to a point $(\bar{u}^s, \bar{y}^s, \bar{p}^s, \bar{\mu}^s, \bar{\eta}^s)$ satisfying the first-order conditions of optimality. Using the uniqueness of the optimal solution of problem 4, necessarily \bar{u}^s is the unique optimal solution. Now, from [21, Corollary 6.1.], the convergence of $\bar{u}_{\epsilon_n}^s$ is in the L^1 -topology. Now, using assumption 1, we have

$$\begin{aligned} \lim_{n \rightarrow \infty} \|\bar{u}_{\epsilon_n}^s - \bar{u}^s\|_{L^2}^2 &\leq \lim_{n \rightarrow \infty} \|\bar{u}_{\epsilon_n}^s - \bar{u}^s\|_{L^\infty} \|\bar{u}_{\epsilon_n}^s - \bar{u}^s\|_{L^1} \\ &\leq \lim_{n \rightarrow \infty} 2R \|\bar{u}_{\epsilon_n}^s - \bar{u}^s\|_{L^1} = 0 \end{aligned} \quad (26)$$

which concludes the proof. \square

2) Convergence of RPHA for problem 3:

Definition 3. Let $z, \xi, \zeta \in \mathbb{L}^2([0, T]; \mathbb{R}^d)$ be three identically generated atomic random variables. We denote $\text{SOCP}(z, \xi, \lambda) \in \mathbb{L}^2$ the atomic random variable identically generated with ξ, z, λ defined as follows

$$\text{SOCP}(\xi, z, \lambda)^s := \bar{u}^s \quad \forall s = 1, \dots, S \quad (27)$$

where \bar{u}^s is the limit point of the sequence $(\bar{u}_{\epsilon_n}^s)_n$ as defined in lemma 1.

Theorem 2. Let $\xi \in \mathbb{L}^2([0, T]; \mathbb{R}^d)$ be an atomic random variable, let $\lambda^0 \in \mathcal{N}_\delta^\perp$, and assume that assumption 1 holds, then the following sequence

$$\mathbf{u}^{k+1} := \text{SOCP}(\xi, z^k, \lambda^k) \quad (28a)$$

$$\lambda^{k+1} := \lambda^k + r P_{\mathcal{N}_\delta^\perp}(\mathbf{u}^{k+1}) \quad (28b)$$

$$\begin{aligned} z^{k+1} &= z^k - \mathbf{u}^{k+1} + \frac{\alpha}{r + \alpha} \mathbb{E}(2\mathbf{u}^{k+1} - z^k) \\ &\quad + \frac{r}{r + \alpha} P_{\mathcal{N}_\delta}(2\mathbf{u}^{k+1} - z^k) \end{aligned} \quad (28c)$$

converges to a fixed-point $(\bar{\mathbf{u}}, \bar{\lambda}, \bar{z})$ such that $\bar{\mathbf{u}}$ is an optimal solution of problem 3.

Proof. To prove this result, we need to prove that eq. (28) is the regularized PHA for problem 3 and that conditions guaranteeing the convergence of the regularized PHA are satisfied. Now, to prove that eq. (28) is eq. (8) for problem 3, we just need to prove that eq. (28a) is equivalent to eq. (8b) applied to problem 3. Using the fact that ξ is an atomic random variable, eq. (8b) for problem 3 writes

$$\begin{aligned} \mathbf{u}^{k+1} \in & \arg \min_{(u^1, \dots, u^S) \in \mathbb{U}} \sum_{s=1}^S \mu^s \left[\langle u^s, (\lambda^k)^s \rangle_{L^2} \right. \\ & \left. + \int_0^T \ell(y[u^s, y^0](t), u^s(t), \xi^s(t)) dt + \frac{r}{2} \|u^s - (z^k)^s\|_{L^2}^2 \right] \end{aligned} \quad (29)$$

This problem is separable in S sub-problems, each of the form of problem 4. Thus, from definition 3, eq. (28a) is equivalent to eq. (8a) which proves that eq. (28) is equivalent to eq. (8). Now, from proposition 1, problem 3 is convex, proper, and continuous, therefore conditions guaranteeing convergence from theorem 1 are satisfied, which concludes the proof. \square

V. REDUCED SCENARIO TREE GENERATION

A. Scenario generation

In order to conduct the stochastic optimization, we must provide a sufficient number of scenarios to account for the possible day to day variability. Using historical data from a building, we follow the method proposed by [17] to generate plausible scenarios with respect to the underlying distribution of the measurements. The aforementioned building is a predominantly commercial three-story building located in Solaize-France. The top two floors are offices, and the ground floor houses a small glass factory that operates occasionally. First and foremost, if necessary, the available data is clustered into different groups with a priori criteria based on seasonal or day specificity. Then, for each group of datasets, the measurements are normalized to a maximum of 1 through a scaling factor equal to the peak value observed within the cluster. By definition, the minimal value is already equal to 0 since electrical production or consumption is always positive or zero.

Then, for each group of datasets, for a given number of timesteps in an hour (1, 2, or 6), we directly compute the quantiles from the ground truth measurements instead of relying on quantile regression forecasts, such as in [18]. Thus, for a quantile level $\alpha \in [0, 1]$ and a list of measurements at the timestamp $t \in [0, 24)$, $x_1^t, \dots, x_n^t \in \mathbb{R}$, the α quantile is

$$Q_\alpha^t(x_1^t, \dots, x_n^t) = x_{(\lceil n\alpha \rceil)}^t,$$

with $x_{(i)}^t$ the i th order statistic of the list (x_1^t, \dots, x_n^t) . In other words, the α quantile is the $\lceil n\alpha \rceil$ -th smallest value of x_1^t, \dots, x_n^t . Obtaining the α quantile for every possible timestamp leads to quantile curves such as in fig. 1 for the PV production and in fig. 2 for the building's electrical consumption. The lowest and the upper curves are the 0.01 and 0.99 quantiles profiles respectively. It means that only 1% of the data is below the primer and 99% is above the latter at any timestep. We build 19 additional quantile profiles between 0.05 and 0.95 with a 0.05 increment, leading to a total of 21 curves. We can build an empirical cumulative distribution function using the different order quantiles.

Then, to generate a single scenario, we follow [17] and instead of drawing individual values according to the respective cumulative distribution function, we introduce correlation between two consecutive timesteps. Assuming two random variables X_k and X_{k+1} of respective cumulative distribution F_k and F_{k+1} , the following stochastic process is used to generate the scenarios:

$$\begin{cases} x_{k+1} = F_{k+1}^{-1}(F(1 - \alpha)F_k(x_k) + \alpha u_{k+1}), \text{ for } k > 0 \\ x_0 = 0 \end{cases}$$

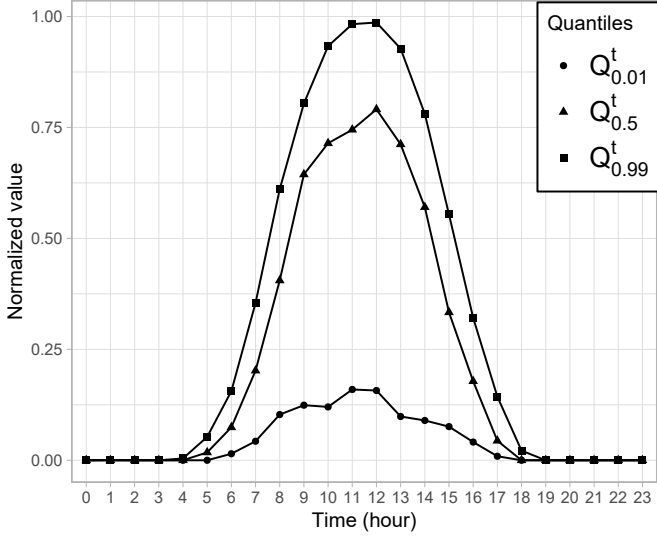


Fig. 1. Quantiles curves obtained for $\alpha \in \{0.01, 0.5, 0.99\}$ for electrical production.

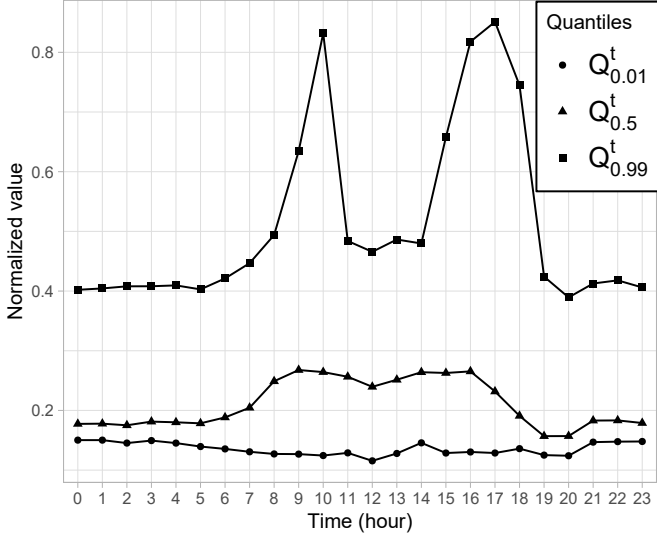


Fig. 2. Quantiles curves obtained for $\alpha \in \{0.01, 0.5, 0.99\}$ for electrical consumption. The pics in consumption are due to the occasional operations of the building's glass factory.

with $\alpha \in]0, 1[$, $u_{k+1} \sim \mathcal{U}(0, 1)$ and F a cumulative distribution function defined by

$$F(x) = \begin{cases} \frac{x^2}{2ab} & \text{if } 0 \leq x \leq a \\ \frac{a}{2b} + \frac{x-a}{b} & \text{if } a \leq x \leq b \\ \frac{a}{2b} + \frac{b-a}{b} + \frac{x-b-\frac{x^2-b^2}{2}}{ab} & \text{if } b \leq x \leq 1 \end{cases} \quad (30)$$

with $a = \min(\alpha, 1 - \alpha)$ and $b = \max(\alpha, 1 - \alpha)$. eq. (30) is the cumulative distribution of a random variable defined as the following weighted sum

$$W = (1 - \alpha)U_k + \alpha U_{k+1} \quad (31)$$

with $U_k = F_k(X_k)$ and $U_{k+1} = F_{k+1}(X_{k+1}) \sim \mathcal{U}(0, 1)$ by definition of the Probability Integral Transform. They use the property that $F_{k+1}^{-1}(F(W))$ has the same probability density

function as X_{k+1} but also encompasses a degree of correlation with X_k by definition of eq. (31). This degree of correlation is directly affected by α .

In our study, the value of the parameter α is optimized within each cluster through a grid search strategy to minimize the average prediction error when generating a reasonable number of trajectories over a portfolio of known scenarios.

B. Scenario reduction

To solve problem 3 using the algorithm from theorem 1, one must make a trade-off between the number of scenarios and the numerical tractability of the problem, i.e., between the quality of the uncertainties representation and the numerical tractability. One way to achieve such a trade-off consists in generating a large number of equiprobable scenarios, denoted N_s , and deriving from these scenarios $N_{\text{red}} < N_s$ scenarios and their associated probabilities such that this reduced set minimizes the Wasserstein distance to the original set of scenarios. We perform this task using the so-called fast-forward selection method from [19, Algorithm 2.4].

VI. NUMERICAL EXAMPLE

A. Stochastic optimal control of a stationary battery

The problem we are interested in is the optimal control of a stationary battery connected downstream of a prosumer's meter, i.e., a customer with uncontrollable electrical production and consumption sources. The schematic diagram of such an installation is displayed in fig. 3. The stochastic optimal control problem consists of minimizing the following cost

$$\inf_{\mathbf{Q}, \mathbf{P}_b \in \mathbb{L}^\infty \times \mathbb{L}^2} \mathbb{E} \left[\int_0^T \text{pr}_b(t) \max\{\mathbf{P}_m(t), 0\} + \text{pr}_s(t) \min\{\mathbf{P}_m(t), 0\} dt \right] \quad (32)$$

where pr_b (resp. pr_s) is the buying (resp. selling) price of electricity satisfying $0 \leq \text{pr}_s(t) \leq \text{pr}_b(t)$ at all times, and \mathbf{P}_m is the power measure at meter. This power is defined as follows

$$\mathbf{P}_m := \mathbf{Cons} - \mathbf{PV} + \frac{1}{\rho_c} \max\{\mathbf{P}_b, 0\} + \rho_d \min\{\mathbf{P}_b, 0\} \quad (33)$$

where \mathbf{Cons} (resp. \mathbf{PV}) is the uncontrollable electric consumption (resp. production), $\rho_c, \rho_d = 0.9$ are respectively the battery charge and discharge efficiencies. The battery's dynamics is as follows

$$\dot{\mathbf{Q}}(t) = \mathbf{P}_b(t) \quad (34)$$

The stochastic optimal control problem is solved under the following constraints

$$\mathbf{Q} \in \mathbb{L}^\infty([0, T]; [0, 13]) \quad (35)$$

$$\mathbf{P}_b \in \mathbb{L}^2([0, T]; [-8, 8\rho_c]) \quad (36)$$

$$\mathbf{Q}(0), \mathbf{Q}(T) = \mathbf{Q}^0 \quad (37)$$

At this point, due to the max and min functions in eqs. (32) and (33), requirements from assumption 1 are not satisfied. To

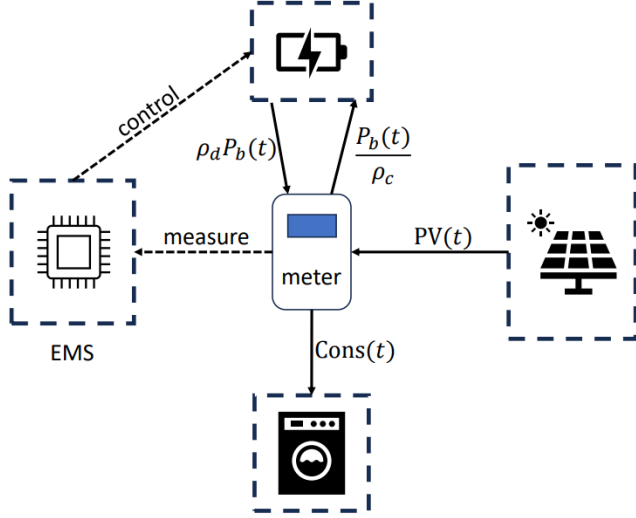


Fig. 3. schematic diagram of a domestic system with a stationary battery controlled by an EMS

overcome this difficulty, these functions are replaced by their smooth approximations defined as follows

$$\max_{\mu}(x, y) := \frac{1}{2} \left(x + y + \sqrt{(x - y)^2 + \mu} \right)$$

$$\min_{\mu}(x, y) := \frac{1}{2} \left(x + y - \sqrt{(x - y)^2 + \mu} \right)$$

and we set $\mu = 10^{-5}$ to conduct all the computations. Finally, let us discuss the non-anticipativity constraint. The random processes \mathbf{Cons} , \mathbf{PV} are time-discrete periodic measures at meter. Let (t_0, t_1, \dots, t_N) be the time sequence of measures at meter satisfying $t_0 := 0$, $t_N := T$ and, for all k , $\delta := t_{k+1} - t_k = 10$ minutes. At time t_k , the value $\mathbf{Cons}(t_k)$ (resp. $\mathbf{PV}(t_k)$) corresponds to the mean consumption (resp. production) power on the interval $[t_k, t_{k+1})$. Hence, $\mathbf{Cons}(t_k)$ (resp. $\mathbf{PV}(t_k)$) is known at $t_{k+1} = t_k + \delta$. Therefore, the problem at hand belongs to the Decision-Hazard framework, and the non-anticipativity constraint writes

$$P_b \triangleleft_{\delta} \begin{pmatrix} \mathbf{Cons} \\ \mathbf{PV} \end{pmatrix} \quad (38)$$

B. Rolling-horizon implementation

In this section we bring together, in a rolling-horizon framework, the RPHA from section III, the scenario generation and scenario reduction methods from section V. The control algorithm is described in algorithm 1, where we denote Q^{meas} , $\mathbf{Cons}^{\text{meas}}$, $\mathbf{PV}^{\text{meas}}$, P_b^{meas} respectively the battery's state of energy, the electric consumption and photovoltaic production measured at meter, and the battery charging power setpoint. These variables are all deterministic in the sense that they correspond to a particular realization of a stochastic process.

Algorithm 1 $\text{rpha}(t_0, t_f, \delta, N_s, N_{\text{red}}, H, \alpha)$

```

 $t \leftarrow t_0$ 
while  $t \leq t_f$  do
  Measure  $Q^{\text{meas}}(t)$ 
   $r \leftarrow \text{modulus}(t - t_0, H)$ 
  if  $r = 0$  then
     $\mathbf{Cons}_{t:t+24} \leftarrow \text{gen\_scen}(\mathbf{Cons}^{\text{meas}}(t - \delta), N_s)$ 
     $\overline{\mathbf{Cons}}_{t:t+24} \leftarrow \text{red\_scen}(\mathbf{Cons}_{t:t+24}, N_{\text{red}})$ 
     $\mathbf{PV}_{t:t+24} \leftarrow \text{gen\_scen}(\mathbf{PV}^{\text{meas}}(t - \delta), N_s)$ 
     $\overline{\mathbf{PV}}_{t:t+24} \leftarrow \text{red\_scen}(\mathbf{PV}_{t:t+24}, N_{\text{red}})$ 
     $P_{b,t:t+24} \leftarrow \text{RPHA}(\alpha, \overline{\mathbf{Cons}}_{t:t+24}, \overline{\mathbf{PV}}_{t:t+24}, Q^{\text{meas}}(t))$ 
  end if
  Compute  $P_b^{\text{meas}}(t)$  from  $P_{b,t-r:t-r+24}$ ,  $\mathbf{Cons}^{\text{meas}}(t - \delta)$ ,
  and  $\mathbf{PV}^{\text{meas}}(t - \delta)$ 
  Measure  $\mathbf{Cons}^{\text{meas}}(t)$  and  $\mathbf{PV}^{\text{meas}}(t)$ 
   $t \leftarrow t + \delta$ 
end while
 $P_m(t) := \mathbf{Cons}^{\text{meas}}(t) - \mathbf{PV}^{\text{meas}}(t) + \frac{1}{\rho_c} \max\{P_b^{\text{meas}}(t), 0\}$ 
   $+ \rho_d \min\{P_b^{\text{meas}}(t), 0\}$ 
 $\text{Bill} = \int_{t_0}^{t_f} \text{pr}_b(t) \max\{P_m(t), 0\} + \text{pr}_s(t) \min\{P_m(t), 0\} dt$ 
return Bill

```

C. Hyper parameter selection

Algorithm 1 requires to set 4 hyper-parameters, namely $\alpha, N_s, N_{\text{red}}, H$. The number of generated scenarios per random variable N_s is set to 200, and we set the rolling horizon to $H = 20$ hours. We do not take $H = 24$ hours to avoid numerical artifacts due to the final-time state constraint from eq. (37). We set $N_{\text{red}} = 10$, which yields a scenario tree with 100 branches. This number of scenarios is small enough to be numerically fast to solve and large enough to ensure the representativeness of the scenario tree. The last hyper-parameter α is determined by running algorithm 1 over 61 days, from 2024-05-04 to 2024-07-04, for different values of α , and where $\mathbf{Cons}^{\text{meas}}$ and $\mathbf{PV}^{\text{meas}}$ are the ground truth measurements of electrical consumption and production. The buying price of electricity pr_b is the day-ahead SPOT France, and the selling price pr_s is set to 0. The performance of the proposed method is compared with a standard MPC strategy, which consists of setting $N_s = N_{\text{red}} = 1$, $\alpha = 0$, and $H = 1$ hour, i.e., only one scenario is generated, and the optimal control problem is solved every hour. Therefore the performance ratio denoted η is defined as follows

$$\eta(\alpha) := 100 \left(\frac{\rho - \text{rpha}(t_0, t_f, 1/6, 200, 10, 20, \alpha)}{\rho - \text{rpha}(t_0, t_f, 1/6, 1, 1, 1, 0)} - 1 \right) \quad (39)$$

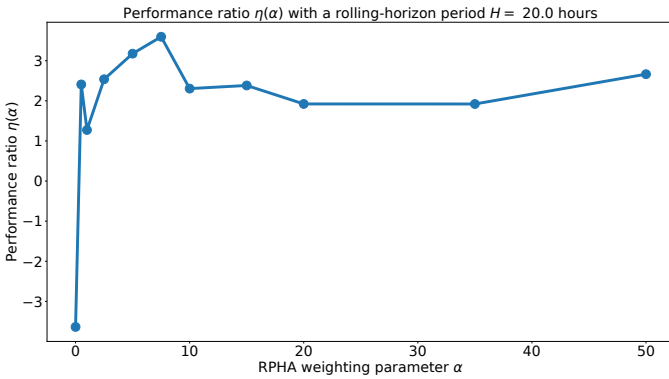


Fig. 4. Influence of the weighting parameter α on the performance ratio $\eta(\alpha)$ with an actualization period $H = 20$ hours and a scenario tree of 100-scenarios.

where ρ is the reference bill defined as

$$\rho := \int_{t_0}^{t_f} \text{pr}_b(t) \max\{\text{Cons}^{\text{meas}}(t) - \text{PV}^{\text{meas}}(t), 0\} + \text{pr}_s(t) \min\{\text{Cons}^{\text{meas}}(t) - \text{PV}^{\text{meas}}(t), 0\} dt \quad (40)$$

The results of these simulations are displayed on fig. 4. One can see that the RPHA with $\alpha > 0$ always improves the performance ratio with respect to the standard PHA ($\alpha = 0$), and $\alpha = 7.5$ seems to be the optimal value for the problem at hand.

D. Two years simulation

Finally, we test and compare the performances of the RPHA with a classical MPC strategy and the standard PHA over two years ranging from 2022-01-22 to 2024-01-22. The parameterization of these different control strategies is displayed in table I. In fig. 5, we compare the evolution of the performance ratio defined in eq. (39) for the Standard PHA and the RPHA. This figure illustrates the lack of robustness of the standard PHA. Indeed, the associated performance ratio converges to a negative value, i.e., it is less efficient than a classical MPC control strategy. On the contrary, the proposed RPHA is more performant than the MPC strategy. Interestingly, one can notice an increase (resp. decrease) in efficiency for the RPHA (resp. standard PHA) during the summer of 2022. During this period, the SPOT electricity prices in France were unusually high due to issues with the availability of French nuclear power plants and high gas prices following the Russian invasion of Ukraine. Thus, an efficient control strategy must be risk-averse to avoid unnecessary highly priced electricity consumption. From this point of view, the proposed RPHA strategy is indeed more risk-averse than the standard PHA and also improves the performance of the EMS compared to the MPC strategy. Indeed, in fig. 6, we compare the electricity bill reduction provided by each control strategy compared to the battery-less electricity bill ρ defined in eq. (40). At the end of the simulation, the MPC strategy allows for an electricity bill reduction of 7.30%, the standard PHA allows for a bill reduction of 7.13%, and the RPHA allows for a bill reduction of 7.95%. Therefore, the RPHA strategy allows for

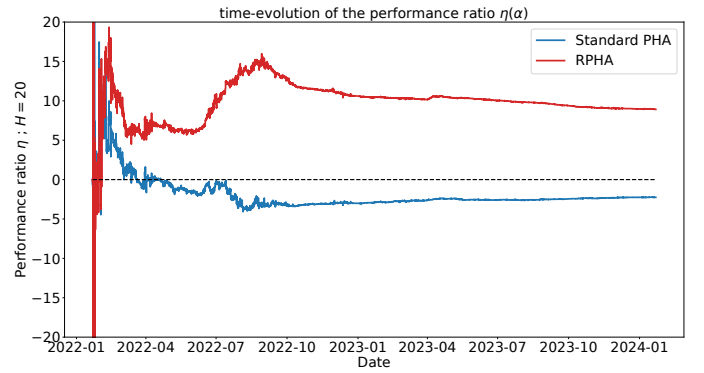


Fig. 5. time-evolution of the performance ratio $\eta(\alpha)$ from the 2022-01-22 to the 2024-01-22.

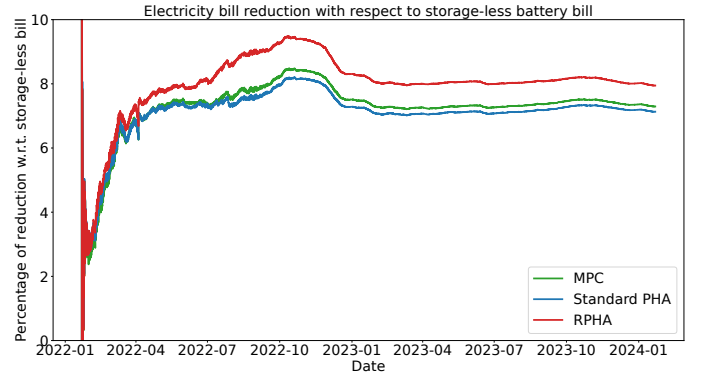


Fig. 6. Time-evolution of the percentage of electricity bill reduction from the 2022-01-22 to the 2024-01-22.

a 0.65% additional bill reduction compared with the standard MPC strategy while only requiring the resolution of a complex optimal control problem every 20 hours. In the meantime, the standard PHA performs less efficiently than the MPC.

Control Strategy	δ (hrs)	H (hrs)	N_s	N_{red}	α
MPC	1/6	1	1	1	0
Standard PHA	1/6	20	200	10	0
RPHA	1/6	20	200	10	7.5

TABLE I
CONTROL STRATEGIES HYPER-PARAMETERS SELECTION

VII. CONCLUSION

This article proposes a variance-regularized PHA, called RPHA. This RPHA has the same numerical complexity as the standard PHA but exhibits better out-of-sample performances. In addition, we have shown on actual data from an industrial site that the proposed framework, consisting of scenario generation, scenario reduction, and RPHA, performs better than the standard PHA and a classical MPC strategy, making it a strong candidate for actual implementation in an EMS.

REFERENCES

- [1] J. E. Smith and R. L. Winkler, "The Optimizer's Curse: Skepticism and Postdecision Surprise in Decision Analysis," *Management Science*, vol. 52, no. 3, pp. 311–322, 2006.

- [2] P. M. Esfahani and D. Kuhn, "Data-driven Distributionally Robust Optimization Using the Wasserstein Metric: Performance Guarantees and Tractable Reformulations," *Mathematical Programming*, vol. 171, pp. 115–166, 2018.
- [3] H. Rahimian and S. Mehrotra, "Frameworks and Results in Distributionally Robust Optimization," *Open Journal of Mathematical Optimization*, vol. 3, pp. 1–85, 2022.
- [4] A. B. Philpott, V. L. De Matos, and L. Kapelevich, "Distributionally robust SDDP," *Computational Management Science*, vol. 15, pp. 431–454, 2018.
- [5] M. Glanzer, G. C. Pflug, and A. Pichler, "Incorporating statistical model error into the calculation of acceptability prices of contingent claims," *Mathematical Programming*, vol. 174, pp. 499–524, 2019.
- [6] G. C. Pflug, "Version-independence and nested distributions in multi-stage stochastic optimization," *SIAM Journal on Optimization*, vol. 20, no. 3, pp. 1406–1420, 2010.
- [7] G. C. Pflug and A. Pichler, "A distance for multistage stochastic optimization models," *SIAM Journal on Optimization*, vol. 22, no. 1, pp. 1–23, 2012.
- [8] W. De Oliveira, "Risk-Averse Stochastic Programming and Distributionally Robust Optimization Via Operator Splitting," *Set-Valued and Variational Analysis*, vol. 29, no. 4, pp. 861–891, 2021.
- [9] A. Shapiro, "Distributionally robust modeling of optimal control," *Operations Research Letters*, vol. 50, no. 5, pp. 561–567, 2022.
- [10] J. Douglas and H. Rachford, "On the numerical solution of heat conduction problems in two and three space variables," *Trans. Am. Math. Soc.*, vol. 82, no. 2, pp. 421–439, 1956.
- [11] P. Lions and B. Mercier, "Splitting algorithms for the sum of two nonlinear operators," *SIAM Journal on Numerical Analysis*, vol. 16, no. 6, pp. 964 – 979, 1979.
- [12] H. Bauschke and P. Combettes, *Convex Analysis and Monotone Operator Theory in Hilbert Spaces*, 2nd ed. Springer International Publishing, 2017.
- [13] R. T. Rockafellar and R. J.-B. Wets, "Scenarios and Policy Aggregation in Optimization Under Uncertainty," *Mathematics of Operations Research*, vol. 16, no. 1, pp. 119–147, 1991.
- [14] R. T. Rockafellar, "Solving Stochastic Programming Problems with Risk Measures by Progressive Hedging," *Set-Valued and Variational Analysis*, vol. 26, no. 4, pp. 759–768, 2018.
- [15] J. Blanchet, Y. Kang, and K. Murthy, "Robust Wasserstein Profile Inference and Applications to Machine Learning," *Journal of Applied Probability*, vol. 56, no. 3, pp. 830–857, 2019.
- [16] J. Blanchet and K. R. A. Murthy, "Quantifying Distributional Model Risk via Optimal Transport," vol. 44, no. 2, pp. 565–600, 2019.
- [17] L. Amabile, D. Bresch-Pietri, G. El Hajje, S. Labbé, and N. Petit, "Optimizing the self-consumption of residential photovoltaic energy and quantification of the impact of production forecast uncertainties," *Advances in Applied Energy*, vol. 2, 2021.
- [18] J. Thorey, C. Chaussin, and V. Mallet, "Ensemble forecast of photovoltaic power with online crps learning," *International Journal of Forecasting*, vol. 34, no. 4, pp. 762–773, 2018.
- [19] H. Heitsch and W. Römisich, "Scenario reduction algorithms in stochastic programming," *Computational Optimization and Applications*, vol. 24, pp. 187–206, 2003.
- [20] P. Malisani, "Interior Point Methods in Optimal Control Problems of Affine Systems: Convergence Results and Solving Algorithms," *SIAM Journal on Control and Optimization*, vol. 61, no. 6, pp. 3390–3414, 2023.
- [21] —, "Interior Point Methods in Optimal Control," *ESAIM: Control, Optimisation and Calculus of Variations*, vol. 30, no. 59, 2024.

Adrien Spagnol obtained his Ph.D. in Applied Mathematics from Ecole des Mines de Saint-Etienne in 2020. He is currently a researcher in the department of applied mathematics at IFP Energies nouvelles.

Vivien Smis-Michel graduated from Mines Paris – PSL in 2014. He is currently a Research Engineer and Energy Management System (EMS) project leader at IFP Energies nouvelles.

VIII. BIOGRAPHY SECTION

Paul Malisani graduated from CentraleSupélec - Université Paris-Saclay in 2009, and obtained his Ph.D. in Mathematics and Control from Mines Paris - PSL in 2012. He is currently a researcher in the department of applied mathematics at IFP Energies nouvelles and is working on optimization algorithms for energy management.