

RANDOMIZED COUPLED DECOMPOSITIONS

ERNA BEGOVIĆ KOVAČ, ANITA CAREVIĆ, AND IVANA ŠAIN GLIBIĆ

ABSTRACT. Coupled decompositions are a widely used tool for data fusion. This paper studies the coupled matrix factorization (CMF) where two matrices X and Y are represented in a low-rank format sharing one common factor, as well as the coupled matrix and tensor factorization (CMTF) where a matrix Y and a tensor \mathcal{X} are represented in a low-rank format sharing a factor matrix. We show that these problems are equivalent to the low-rank approximation of the matrix $[X \ Y]$ for CMF, that is $[X_{(1)} \ Y]$ for CMTF. Then, in order to speed up computation process, we adapt several randomization techniques, namely, randomized SVD, randomized subspace iteration, and randomized block Krylov iteration to the algorithms for coupled decompositions. We present extensive results of the numerical tests. Furthermore, as a novel approach and with a high success rate, we apply our randomized algorithms to the face recognition problem.

1. INTRODUCTION

Coupled decompositions of multiple data sets are broadly used in different engineering disciplines as a tool for data fusion. They are utilized in the analysis of data coming from different sources, for example, to better describe data obtained by different technologies or methods. To name a few applications, coupled decompositions appear in chemometrics [23, 3, 2, 29], signal processing [30, 26], bioinformatics [5, 6], metabolimics [1, 34, 12], chromatography [25], etc. In this paper we apply them to the problem of face recognition. To the best of our knowledge, this is a novel approach. Standard procedure for face recognition algorithm is to calculate the mean face image, derive the covariance matrix, extract its eigenvectors, and use them to project the images onto lower-dimensional subspace, as explained in [35, 9, 33]. However, coupled decomposition bypasses this procedure and achieves dimensionality reduction by extracting the common part of the images.

Coupled matrix factorization (CMF) [22] decomposes a set of matrices in a way that they are represented in a low-rank format sharing one common factor. For two matrices $X \in \mathbb{R}^{m \times n_1}$ and $Y \in \mathbb{R}^{m \times n_2}$, their coupled rank- k approximation is given by

$$X \approx UV^T \quad \text{and} \quad Y \approx UW^T, \quad (1.1)$$

where $U \in \mathbb{R}^{m \times k}$, $V \in \mathbb{R}^{n_1 \times k}$, $W \in \mathbb{R}^{n_2 \times k}$. This is illustrated in Figure 1. We are going to show that the best coupled rank- k approximation (1.1) of X and Y is equivalent to the best

Date: November 5, 2024.

2020 Mathematics Subject Classification. 68W20, 65F55.

Key words and phrases. Coupled decompositions, randomized algorithms, randomized SVD, randomized subspace iteration, randomized block Krylov iteration, face recognition.

ERNA BEGOVIĆ KOVAČ, University of Zagreb Faculty of Chemical Engineering and Technology, Marulićev trg 19, 10000 Zagreb, Croatia. ebegovic@fkit.unizg.hr.

ANITA CAREVIĆ, University of Split Faculty of Electrical Engineering, Mechanical Engineering and Naval Architecture, Ruđera Boškovića 32, 21000 Split, Croatia. carevica@fesb.hr.

IVANA ŠAIN GLIBIĆ, University of Zagreb Faculty of Science, Department of Mathematics, Bijenička 30, 10000 Zagreb, Croatia. ivanasai@math.hr.

This work has been supported by Croatian Science Foundation under the project UIP-2019-04-5200.

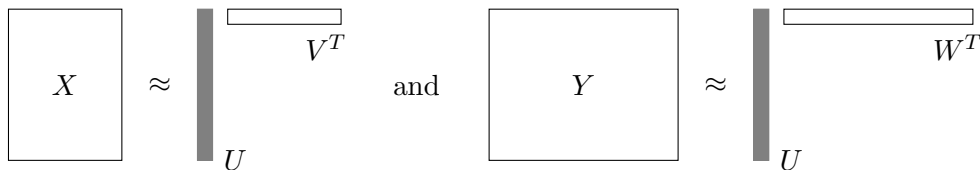


FIGURE 1. Graphical description of CMF.

rank- k approximation of the matrix $[X \ Y] \in \mathbb{R}^{m \times (n_1 + n_2)}$. Hence, we are going to solve the approximation problem (1.1) using the singular value decomposition of $[X \ Y]$.

Big and complex data sets are very often represented by tensors instead of matrices. That is why, apart from the matrix-matrix case, there is also need for observing tensor-matrix factorization generalizing the problem (1.1). State-of-the-art algorithms for the coupled matrix and tensor factorization (CMTF) use the alternating least squares method [23, 4, 2, 3, 20, 21, 26, 24], which is an iterative method that may encounter convergence issues. We are going to show how CMTF of the tensor $\mathcal{X} \in \mathbb{R}^{m \times n_2 \times n_3}$ and matrix $Y \in \mathbb{R}^{m \times n}$ can be expressed in terms of CMF of the tensor matricization $X_{(1)} \in \mathbb{R}^{m \times n_2 n_3}$ and matrix Y . Consequently, CMTF is simplified and solved using the singular value decomposition of the matrix $[X_{(1)} \ Y] \in \mathbb{R}^{m \times (n_2 n_3 + n)}$, instead of the alternating least squares technique. Since the aforementioned factorizations can be time consuming for large-scale matrices and tensors, we look into a way to overcome this issue.

In the recent years, randomized algorithms experienced a breakthrough in the numerical linear algebra [8, 32, 7, 13, 14, 16]. Randomized algorithms are known to be significantly faster than deterministic algorithms and they are reliable in many applications. Here we explore several randomization techniques. The first one is an adaptation of the broadly used randomized SVD [8] to the case of coupled factorizations. Further on, we study randomized subspace iteration [8, 27] and randomized block Krylov iteration [27] for the case of coupled decompositions. We test these approaches on different examples, both for CMF and for CMTF, and compare the results mutually, as well as with the non-randomized algorithms.

Apart from the synthetic numerical examples, we also test our algorithms on the face recognition problem. Given a database of faces, our randomized algorithms for coupled decompositions match a new face with a person from the database. Although this is not a traditional approach to face recognition, our algorithms demonstrated a very good success rate.

The paper is divided as follows. In Section 2 we study coupled matrix factorization and introduce our basic algorithm (Algorithm 1). This algorithm is randomized in Subsection 2.1, while the numerical examples are given in Section 3. Then, we analyse coupled matrix and tensor factorization in Section 4. The Tucker tensor decomposition is examined in Subsection 4.2 and CP tensor decomposition in Subsection 4.3. The corresponding numerical examples are presented in Section 5. In Section 6 we apply our algorithms to the problem of face recognition. We end the paper with a short conclusion in Section 7.

2. COUPLED MATRIX FACTORIZATION

We start with the coupled matrix factorization (CMF). Let $X \in \mathbb{R}^{m \times n_1}$ and $Y \in \mathbb{R}^{m \times n_2}$. The goal of CMF is to find a coupled rank- k approximation of X and Y in the form given in the relation (1.1). In order to solve this problem we need to minimize the objective function

$$f(U, V, W) = \|X - UV^T\|_F^2 + \|Y - UW^T\|_F^2 \rightarrow \min. \quad (2.1)$$

Before we construct an algorithm for solving the minimization problem (2.1), we first show that the approximation problem (1.1) is equivalent to the low-rank approximation of one matrix.

Theorem 2.1. *Let $X \in \mathbb{R}^{m \times n_1}$ and $Y \in \mathbb{R}^{m \times n_2}$. Let $\Sigma_k \in \mathbb{R}^{k \times k}$ be a diagonal matrix of the largest k singular values of the matrix $[X \ Y] \in \mathbb{R}^{m \times (n_1+n_2)}$, and let $U_k \in \mathbb{R}^{m \times k}$ and $V_k \in \mathbb{R}^{(n_1+n_2) \times k}$ contain left and right singular vectors of $[X \ Y]$, respectively, corresponding to those singular values. Then, solution of the minimization problem (2.1) is defined by U_k , V_k and Σ_k .*

Precisely, objective function f defined in (2.1) attains its minimum for $U = U_k$, V equal to the first n_1 rows of $V_k \Sigma_k$, and W equal to the remaining n_2 rows of $V_k \Sigma_k$.

Proof. Let $U \in \mathbb{R}^{m \times k}$, $V \in \mathbb{R}^{n_1 \times k}$, $W \in \mathbb{R}^{n_2 \times k}$ be arbitrary matrices. For the fixed $X \in \mathbb{R}^{m \times n_1}$, $Y \in \mathbb{R}^{m \times n_2}$, using the properties of the Frobenius norm, we get

$$\|X - UV^T\|_F^2 + \|Y - UW^T\|_F^2 = \|[X \ Y] - [UV^T \ UW^T]\|_F^2 = \|[X \ Y] - UZ^T\|_F^2,$$

where $Z = \begin{bmatrix} V \\ W \end{bmatrix}$. Hence,

$$\min_{U,V,W} \{\|X - UV^T\|_F^2 + \|Y - UW^T\|_F^2\} = \min_{U,Z} \|[X \ Y] - UZ^T\|_F^2. \quad (2.2)$$

The left-hand side in (2.2) is the best coupled rank- k approximation of X and Y , while the right-hand side corresponds to the best rank- k approximation of the matrix $[X \ Y]$.

It is well-known that the solution of the minimization problem on the right-hand side of (2.2) is given by the truncated SVD,

$$[X \ Y] \approx U_k \Sigma_k V_k^T,$$

where U_k, V_k, Σ_k are as in the statement of the theorem. Then,

$$\min_{U,Z} \|[X \ Y] - UZ^T\|_F^2 = \|[X \ Y] - \bar{U} \bar{Z}^T\|_F^2,$$

where $\bar{U} = U_k$ and $\bar{Z}^T = \Sigma_k V_k^T$, that is, $\bar{Z} = V_k \Sigma_k$.

Therefore, it follows from (2.2) that

$$\begin{aligned} \min_{U,V,W} \{\|X - UV^T\|_F^2 + \|Y - UW^T\|_F^2\} &= \|[X \ Y] - \bar{U} \bar{Z}^T\|_F^2 \\ &= \|X - \bar{U} \bar{V}^T\|_F^2 + \|Y - \bar{U} \bar{W}^T\|_F^2, \end{aligned}$$

for matrices \bar{V} and \bar{W} obtained by splitting the matrix \bar{Z} into two parts, such that \bar{V} contains the first n_1 rows of Z , while \bar{W} contains the remaining n_2 rows of \bar{Z} . \square

Corollary 2.2. *The best coupled rank- k approximation of two matrices $X \in \mathbb{R}^{m \times n_1}$ and $Y \in \mathbb{R}^{m \times n_2}$ is equivalent to the best rank- k approximation of the matrix $[X \ Y] \in \mathbb{R}^{m \times (n_1+n_2)}$.*

Proof. The proof follows directly from the Theorem 2.1 and relation (2.2). \square

Now, using the Theorem 2.1 we can write the algorithm for solving the minimization problem (2.1).

Algorithm 1 is our baseline for the coupled matrix factorization. In the following subsection we are going to incorporate different randomization techniques.

Algorithm 1 CMF — Basic algorithm**Input:** $X \in \mathbb{R}^{m \times n_1}$, $Y \in \mathbb{R}^{m \times n_2}$, $k < \min\{n_1, n_2\}$ **Output:** $U \in \mathbb{R}^{m \times k}$, $V \in \mathbb{R}^{n_1 \times k}$, $W \in \mathbb{R}^{n_2 \times k}$

$$[U_{XY}, \Sigma, V_{XY}] = \text{svd}([X \ Y])$$

$$U = U_{XY}(:, 1 : k)$$

$$Z = V_{XY}(:, 1 : k)\Sigma(1 : k, 1 : k)$$

$$V = Z(1 : n_1, :)$$

$$W = Z(n_1 + 1 : n_1 + n_2, :)$$

2.1. Randomized CMF. The simplest randomization approach to CMF algorithm follows the randomized SVD from [8]. Keeping in mind that CMF works on two matrices, our idea here is to generate the projections of X and Y to the same subspace,

$$\hat{X} = \Pi_{X\Omega}X, \quad \hat{Y} = \Pi_{Y\Omega}Y, \quad (2.3)$$

where Ω is a random Gaussian matrix. After that, we find CMF of the matrices \hat{X} and \hat{Y} , which are significantly smaller than X and Y .

We proceed in the following way. For $X \in \mathbb{R}^{m \times n_1}$ and $Y \in \mathbb{R}^{m \times n_2}$ we generate random Gaussian matrices $\Omega_1 \in \mathbb{R}^{n_1 \times k}$ and $\Omega_2 \in \mathbb{R}^{n_2 \times k}$. Then we find their thin QR decompositions

$$Q_1R_1 = X\Omega_1, \quad Q_2R_2 = Y\Omega_2, \quad (2.4)$$

such that $Q_1, Q_2 \in \mathbb{R}^{m \times k}$. Matrices Q_1 and Q_2 form the orthogonal bases of the subspaces of $\text{range}(X)$ and $\text{range}(Y)$, respectively. In order to obtain a joint subspace of the direct sum $\text{range}(X) + \text{range}(Y)$, we reorthogonalize the columns of the matrix $[Q_1 \ Q_2]$. This way we get a matrix Q that is an orthogonal base of a subspace of $\text{range}(X) + \text{range}(Y)$. Matrix Q has m rows and $k + p$ columns, where $0 \leq p \leq k$. Notice that $p < k$ if $\text{range}(X)$ and $\text{range}(Y)$ intersect. We can think of p as an oversampling parameter.

When we have Q , we apply the Algorithm 1 on $\hat{X} = Q^T X \in \mathbb{R}^{(k+p) \times n_1}$ and $\hat{Y} = Q^T Y \in \mathbb{R}^{(k+p) \times n_2}$. It returns $\hat{U} \in \mathbb{R}^{(k+p) \times k}$, $V = \hat{V} \in \mathbb{R}^{n_1 \times k}$, $W = \hat{W} \in \mathbb{R}^{n_2 \times k}$. Finally, we set $U = Q\hat{U}$. Randomized CMF is presented in Algorithm 2.

Algorithm 2 Randomized CMF**Input:** $X \in \mathbb{R}^{m \times n_1}$, $Y \in \mathbb{R}^{m \times n_2}$, $k < \min\{n_1, n_2\}$ **Output:** $U \in \mathbb{R}^{m \times k}$, $V \in \mathbb{R}^{n_1 \times k}$, $W \in \mathbb{R}^{n_2 \times k}$ Generate random matrices $\Omega_1 \in \mathbb{R}^{n_1 \times k}$ and $\Omega_2 \in \mathbb{R}^{n_2 \times k}$.

$$[Q_1, \sim] = \text{qr}(X\Omega_1, 0)$$

$$[Q_2, \sim] = \text{qr}(Y\Omega_2, 0)$$

$$[Q, \sim] = \text{qr}([Q_1, Q_2], 0)$$

$$[\hat{U}, V, W] = \text{CMF}(Q^T X, Q^T Y, k)$$

▷ Algorithm 1

$$U = Q\hat{U}$$

The error produced by randomization can be estimated using the results from [8] for the approximation of one matrix.

Theorem 2.3. [8, Theorems 10.5 and 10.6] *Suppose that A is a real $m \times n$ matrix with singular values $\sigma_1 \geq \sigma_2 \geq \dots \geq \sigma_{\min\{m,n\}}$. Choose a target rank $k \geq 2$ and an oversampling parameter $p \geq 2$, where $k + p \leq \min\{m, n\}$. Set $S_k = \sum_{j=k+1}^{\min\{m,n\}} \sigma_j^2$. Draw an $n \times (k + p)$ standard Gaussian*

matrix Ω and construct the sample matrix $A\Omega$. Then, for the projection $\Pi_{A\Omega}A$, the expected error satisfies the inequalities

$$\begin{aligned}\mathbb{E}\|A - \Pi_{A\Omega}A\|_F &\leq \left(1 + \frac{k}{p-1}\right)^{\frac{1}{2}} S_k^{\frac{1}{2}}, \\ \mathbb{E}\|A - \Pi_{A\Omega}A\|_2 &\leq \left(1 + \sqrt{\frac{k}{p-1}}\right) \sigma_{k+1} + \frac{e\sqrt{k+p}}{p} S_k^{\frac{1}{2}}.\end{aligned}$$

One can also use more sophisticated randomization techniques. We are going to generalize the algorithms for the randomized subspace iteration and the randomized block Krylov iteration from [27], so they can be used with CMF.

Randomized subspace iteration (RSI) CMF is, in a way, a refinement of the Algorithm 2. Here, instead of obtaining the orthogonal basis Q_1 of $\text{range}(X)$ and Q_2 of $\text{range}(Y)$ like in (2.4) we have

$$Q_1 R_1 = (X X^T)^{q-1} X \Omega_1, \quad Q_2 R_2 = (Y Y^T)^{q-1} Y \Omega_2,$$

where $\Omega_1 \in \mathbb{R}^{n_1 \times k}$ and $\Omega_2 \in \mathbb{R}^{n_2 \times k}$ are random Gaussian matrices and q is a depth parameter. Typically, $2 \leq q \leq 5$, see [27]. After we get Q_1 and Q_2 , we proceed in the same way as in the Algorithm 2. Procedure for CMF using RSI is given in Algorithm 3.

Algorithm 3 RSI CMF

Input: $X \in \mathbb{R}^{m \times n_1}$, $Y \in \mathbb{R}^{m \times n_2}$, $k < \min\{n_1, n_2\}$

Output: $U \in \mathbb{R}^{m \times k}$, $V \in \mathbb{R}^{n_1 \times k}$, $W \in \mathbb{R}^{n_2 \times k}$

Generate random matrices $\Omega_1 \in \mathbb{R}^{n_1 \times k}$ and $\Omega_2 \in \mathbb{R}^{n_2 \times k}$.

for $1 \leq i \leq q$ **do**

$$[Q_1, \sim] = \text{qr}(X \Omega_1, 0)$$

$$\Omega_1 = X^T Q_1$$

$$[Q_2, \sim] = \text{qr}(Y \Omega_2, 0)$$

$$\Omega_2 = Y^T Q_2$$

end for

$$[Q, \sim] = \text{qr}([Q_1, Q_2], 0)$$

$$[\hat{U}, V, W] = \text{CMF}(Q^T X, Q^T Y, k)$$

▷ Algorithm 1

$$U = Q \hat{U}$$

In the *randomized block Krylov iteration* (RBKI) the idea is to project X and Y onto corresponding Krylov subspaces $\mathcal{K}_q(XX^T; X\Omega_1)$ and $\mathcal{K}_q(YY^T; Y\Omega_2)$ defined as

$$\mathcal{K}_q(XX^T; X\Omega_1) = \text{range} [X\Omega_1 \quad (XX^T)X\Omega_1 \quad \dots \quad (XX^T)^{q-1}X\Omega_1],$$

$$\mathcal{K}_q(YY^T; Y\Omega_2) = \text{range} [Y\Omega_2 \quad (YY^T)Y\Omega_2 \quad \dots \quad (YY^T)^{q-1}Y\Omega_2].$$

Matrices $\Omega_1 \in \mathbb{R}^{n_1 \times \ell}$ and $\Omega_2 \in \mathbb{R}^{n_2 \times \ell}$ are random Gaussian matrices. Parameter ℓ represents the block dimension, and q is the order of the Krylov subspace. As the result, RBKI method constructs the orthogonal bases $Q_1 \in \mathbb{R}^{m \times \ell q}$ of $\mathcal{K}_q(XX^T; X\Omega_1)$ and $Q_2 \in \mathbb{R}^{m \times \ell q}$ of $\mathcal{K}_q(YY^T; Y\Omega_2)$. In the literature [8, 27, 15], ℓ is usually 1, 2, k or $k+4$. Parameter q can vary and we are going to discuss it further within the numerical examples.

In order to define the projections onto $\text{range}(X) + \text{range}(Y)$ we use rank revealing QR decomposition and continue the same way as described for the Algorithm 2. Note that the projection

defined for RBKI is usually much larger than the one in RSI method, due to variability in ℓ and q . As a consequence, we expect a much more accurate approximation.

We give the algorithm from [27] for finding the basis for the Krylov subspaces of order q (Algorithm 4), together with our CMF algorithm using RBKI projection (Algorithm 5).

Algorithm 4 RBKI [27]

Input: $A \in \mathbb{R}^{m \times n}$, block size ℓ , iteration count q

Output: Matrix $Q \in \mathbb{R}^{m \times \ell q}$ representing basis for Krylov subspace $\mathcal{K}_q(AA^T; A\Omega_0)$

Generate random $\Omega_0 \in \mathbb{R}^{n \times \ell}$

for $i = 1, \dots, q$ **do**

$Q_i = A\Omega_{i-1}$

$Q_i = Q_i - \sum_{j < i} Q_j(Q_j^T Q_i)$

$Q_i = Q_i - \sum_{j < i} Q_j(Q_j^T Q_i)$

▷ Reorthogonalization

$[Q_i, \sim] = \mathbf{qr}(Q_i, 0)$

$\Omega_i = A^T Q_i$

end for

$Q = [Q_1 \dots Q_q]$

Algorithm 5 RBKI CMF

Input: $X \in \mathbb{R}^{m \times n_1}$, $Y \in \mathbb{R}^{m \times n_2}$, ℓ , q , $k < \min\{n_1, n_2\}$

Output: $U \in \mathbb{R}^{m \times k}$, $V \in \mathbb{R}^{n_1 \times k}$, $W \in \mathbb{R}^{n_2 \times k}$

$Q_1 = \text{RBKI}(X, \ell, q)$

▷ Algorithm 4

$Q_2 = \text{RBKI}(Y, \ell, q)$

$[Q, \sim] = \mathbf{qr}([Q_1, Q_2], 0)$

▷ $Q \in \mathbb{R}^{n \times 2kq}$

$[U, V, W] = \text{CMF}(Q^T X, Q^T Y, k)$

▷ Algorithm 1

$U = QU$

The comparison of the Algorithms 1, 2, 3, and 5 through the numerical results will be presented in the next section.

3. NUMERICAL EXAMPLES FOR CMF

In this section we construct numerical experiments in order to test efficiency of our algorithms and to compare proposed randomized methods, i.e., Algorithm 2, Algorithm 3 and Algorithm 5. We use MATLAB 9.0.0.341360 (R2016a) in double precision (IEEE Standard 754).

The accuracy of our algorithms is determined by comparing the corresponding relative errors,

$$err_X = \frac{\|X - UV^T\|_F}{\|X\|_F}, \quad err_Y = \frac{\|Y - UW^T\|_F}{\|Y\|_F}. \quad (3.1)$$

The results are presented in the following way. The relative error for the basic algorithm (Algorithm 1) serves as the benchmark. We vary parameters for both RSI and RBKI algorithms. In our tables, k is the approximation rank, p is the oversampling parameter, ℓ is the block dimension for RBKI, and q the depth parameter in RSI, that is, the order of the Krylov subspace in RBKI. For RSI we report one selected result. We test RBKI algorithm using the blocks of dimension $\ell = 1, 2, k$ and $k + 4$. This results in different oversampling parameters p . For each block dimension we highlight one result which is close enough to the benchmark result, along

with the corresponding oversampling parameter. Furthermore, for selected problems, for the block dimensions $\ell = 1$ and $\ell = 2$, we present the plots showing the relative errors as a function of the oversampling parameter. These plots demonstrate that even with a smaller oversampling parameter than the one shown in the table, the error remains close to that of the basic algorithm.

Let us present the test matrices, and then analyze each example individually.

1. **SyntheticTest1:** We construct low rank matrices $X \in \mathbb{R}^{m \times n_1}, Y \in \mathbb{R}^{m \times n_2}$ with no special structure for singular values, as proposed in [31]:

- $X = \text{rand}(m, r_1) * \text{rand}(r_1, n_1)$;
- $Y = \text{rand}(m, r_2) * \text{rand}(r_2, n_2)$;

2. **SyntheticTest2:** Matrix $X \in \mathbb{R}^{n \times n}$ is constructed as in [19], i.e.,

- $\Sigma_X = \text{diag}(1, \dots, 1, 2^{-d}, 3^{-d}, \dots, (n - r + 1)^{-d})$;
- $UX = \text{orth}(\text{rand}(n))$; $UY = \text{orth}(\text{rand}(n))$;
- $X = UX * \Sigma_X * VX'$;

Notice that X is constructed such that it has fast singular value decay. Next, matrix $Y \in \mathbb{R}^{n \times n}$ is constructed such that the parts of $\text{range}(X)$ and $\text{range}(Y)$ intersect. This is controlled with the parameter c :

- $\Sigma_Y = \text{diag}(1, \dots, 1, 2^{-1}, 3^{-1}, \dots, (n - 2r + 1)^{-1})$;
- $UY = ([UX(:, 1:c) \text{ orth}(\text{rand}(n, n-c))])$;
- $VY = ([VX(:, 1:c) \text{ orth}(\text{rand}(n, n-c))])$;
- $Y = UY * \Sigma_Y * VY'$;

3. **SyntheticTest3:** Matrix $X \in \mathbb{R}^{m \times n}$ is constructed as in [19]. More precisely,

$$X = \sum_{j=1}^r \frac{10}{j} x_j^X (y_j^X)^T + \sum_{j=r+1}^{\min\{m,n\}} \frac{1}{j} x_j^X (y_j^X)^T,$$

where $x_j^X \in \mathbb{R}^m$ and $y_j^X \in \mathbb{R}^n$ are sparse random vectors with density 0.25, created using MATLAB command `sprand`. We construct matrix $Y \in \mathbb{R}^{m \times n}$ in a similar way, with the first r random vectors $x_j^X \in \mathbb{R}^m, y_j^X \in \mathbb{R}^n$ the same as for X ,

$$Y = \sum_{j=1}^r \frac{10}{j} x_j^X (y_j^X)^T + \sum_{j=r+1}^{\min\{m,n\}} \frac{1}{j} x_j^Y (y_j^Y)^T.$$

4. **SyntheticTest4:** Matrix $X \in \mathbb{R}^{m \times n_1}$ is defined as:

- $\Sigma_X = \text{diag}(2^{-i})_{i=1}^{n_1}$;
- $X = \text{orth}(\text{rand}(m)) * \Sigma_X$;

while $Y \in \mathbb{R}^{m \times n_2}$ is a low-rank matrix with no special structure:

- $Y = \text{rand}(m, r_2) * \text{rand}(r_2, n_2)$;

5. **SyntheticTest5:** Here, both $X \in \mathbb{R}^{m \times n_1}$ and $Y \in \mathbb{R}^{m \times n_2}$ are ill-conditioned with fast decaying singular values:

- $A = \text{diag}(1, 2^{-1}, 2^{-2}, \dots, 2^{-n_1})$;
- $UA = \text{orth}(\text{rand}(m))$;
- $A = UA * A$;
- $B = \text{diag}(1, 2^{-1}, 2^{-2}, \dots, 2^{-n_2})$;
- $UB = [UA(1:10) \text{ orth}(\text{rand}(m, m-10))]$;
- $B = UB * B$;

3.1. SyntheticTest1. Determining projection matrix — a comparative example. We consider `SyntheticTest1` with $m = 500$, $n_1 = 200$, $n_2 = 300$, $r_1 = 100$ and $r_2 = 150$. We are looking for the low-rank approximation of order $k = 30$.

We use this first example to justify our method for constructing the orthogonal matrix Q used as a projection matrix in the randomized algorithms. In our approach described in Subsection 2.1, matrix Q is constructed by first determining the bases Q_1 and Q_2 for the subspaces $\text{range}(X)$ and $\text{range}(Y)$, respectively. After that, Q is obtained by reorthogonalizing the columns of the matrix $[Q_1 \ Q_2]$. The other approach could be to directly compute the basis for the subspace $\text{range}([X \ Y])$. We perform 100 experiments using the randomized CMF on different, randomly generated, pairs of matrices X and Y . In each experiment we compare these two approaches and compute

$$\|X - UV^T\|_F^2 + \|Y - UW^T\|_F^2,$$

which is the obtained minimum of the objective function (2.1). The results are presented in Figure 2. It is clear that, for every generated example, our approach for choosing Q performs better. Thus, we continue computing Q as specified.

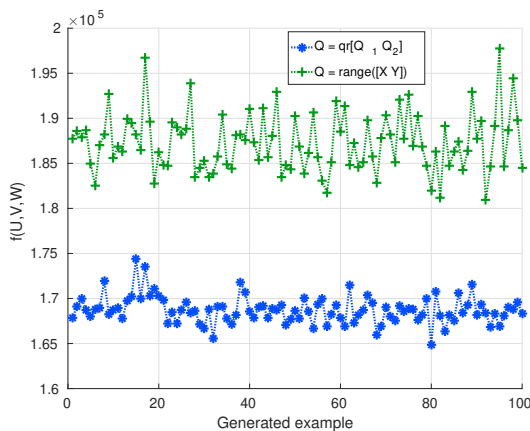


FIGURE 2. Comparison of two different approaches for computing the projection matrix Q on 100 randomly generated examples.

For one pair of the matrices X and Y generated this way, we present the performance of the Algorithms 3 and 5. The selected results are given in Table 1. The Figure 3 shows the relative errors for different oversampling parameters in RBKI. Notice that the relative error for X initially decreases below the benchmark, then increases until it reaches the benchmark error. In contrast, the error for Y consistently decreases. We assume that this happens due to the fact that X and Y do not share any common features and it takes a number of iterations for the relative errors to balance.

3.2. SyntheticTest2. We consider $n = 1000$, $r = 15$, $d = 2$ and $c = 50$. We are looking for the low-rank approximation of order $k = 50$.

Selected results for the Algorithms 2, 3, and 5 are presented in Table 2. We also give the errors obtained by the basic algorithm for the comparison. For this and for the following example we document the running time for each algorithm using MATLAB function `tic toc`. For the Algorithms 2, 3, and 5 we present the total time, i.e., the time needed for constructing the projection matrix and running CMF on a smaller set of matrices. Separately, we present the

Algorithm	p	ℓ	q	err_X	err_Y
Basic CMF	-	-	-	$2.88218893 \cdot 10^{-2}$	$2.03454946 \cdot 10^{-2}$
RSI	30	-	5	$2.86340153 \cdot 10^{-2}$	$2.06624393 \cdot 10^{-2}$
RBKI	112	1	71	$2.88153938 \cdot 10^{-2}$	$2.04048432 \cdot 10^{-2}$
RBKI	122	2	38	$2.89287460 \cdot 10^{-2}$	$2.03281104 \cdot 10^{-2}$
RBKI	90	30	2	$2.83115828 \cdot 10^{-2}$	$2.11079710 \cdot 10^{-2}$
RBKI	106	34	3	$2.83986717 \cdot 10^{-2}$	$2.09275944 \cdot 10^{-2}$

TABLE 1. Selected result for `SyntheticTest1` and $k = 30$. Oversampling parameters and relative errors for RSI with $q = 5$ and RBKI with $\ell = 1, 2, k, k + 4$.

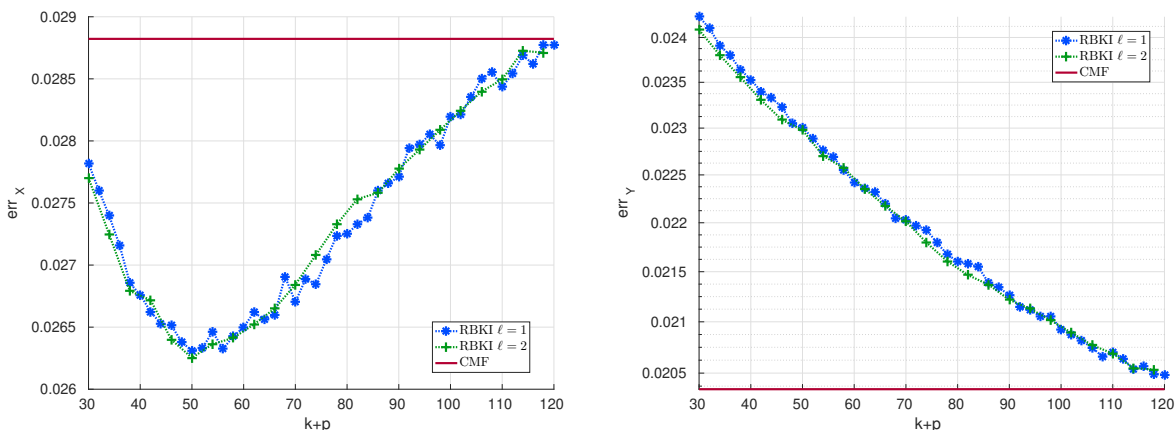


FIGURE 3. Relative errors with the respect to the dimension of the projection subspace in the Algorithm 5 for `SyntheticTest1`.

time for CMF algorithm itself. For the basic CMF total time and CMF time are the same, since there is no preprocessing, the matrices are not projected. We can see that, as expected, the randomized algorithms are always faster than the basic CMF.

The oversampling parameter for RSI is $p = k = 50$, but we need $q = 4$ iterations to bring the relative error close to the one of basic algorithm. The errors are slightly better for RBKI algorithm. The oversampling parameters for RBKI are higher because of the way we construct the projection matrices. However, even a smaller oversampling parameter provides a good enough approximation, which is presented in Figure 4. Simple randomization, i.e., Algorithm 2, performed the worst, which is anticipated.

3.3. SyntheticTest3. For this experiment, we consider $m = 10000$, $n = 500$ and $r = 50$. We are looking for the rank $k = 30$ approximation.

Selected results are presented in Table 3. Regarding the execution time, the difference between the randomized algorithms and the Algorithm 1 is noticeable. This is due to the fact that the randomized algorithms carry out CMF of the much smaller matrices. For RSI algorithm we needed $q = 5$ iterations to match the benchmark error. The oversampling parameter in RBKI method is greater. However, by examining the result, we can conclude that, like in the previous example, even a smaller oversampling parameter leads a satisfactory result. We can also conclude that a small ℓ in RBKI gives as good result as a larger ℓ . An advantage of a smaller block

Algorithm	p	ℓ	q	err_X	err_Y	total time (s)	cmf time (s)
Basic CMF	-	-	-	$3.25997151 \cdot 10^{-3}$	$3.57247002 \cdot 10^{-2}$	0.288542	0.288542
Randomized	50	-	-	$2.13494569 \cdot 10^{-3}$	$4.19216919 \cdot 10^{-2}$	0.017870	0.009305
RSI	50	-	4	$3.25992287 \cdot 10^{-3}$	$3.57585534 \cdot 10^{-2}$	0.025313	0.008786
RBKI	84	1	67	$3.25997444 \cdot 10^{-3}$	$3.57247002 \cdot 10^{-2}$	0.125757	0.012734
RBKI	86	2	34	$3.25997518 \cdot 10^{-3}$	$3.57247006 \cdot 10^{-2}$	0.077220	0.012798
RBKI	150	50	2	$3.25979677 \cdot 10^{-3}$	$3.58010584 \cdot 10^{-2}$	0.044432	0.020858
RBKI	166	54	2	$3.25980127 \cdot 10^{-3}$	$3.57555301 \cdot 10^{-2}$	0.050801	0.024738

TABLE 2. Selected results for `SyntheticTest2` and $k = 50$. Oversampling parameters, relative errors for RSI with $q = 4$ and RBKI with $\ell = 1, 2, k, k + 4$, and running times.

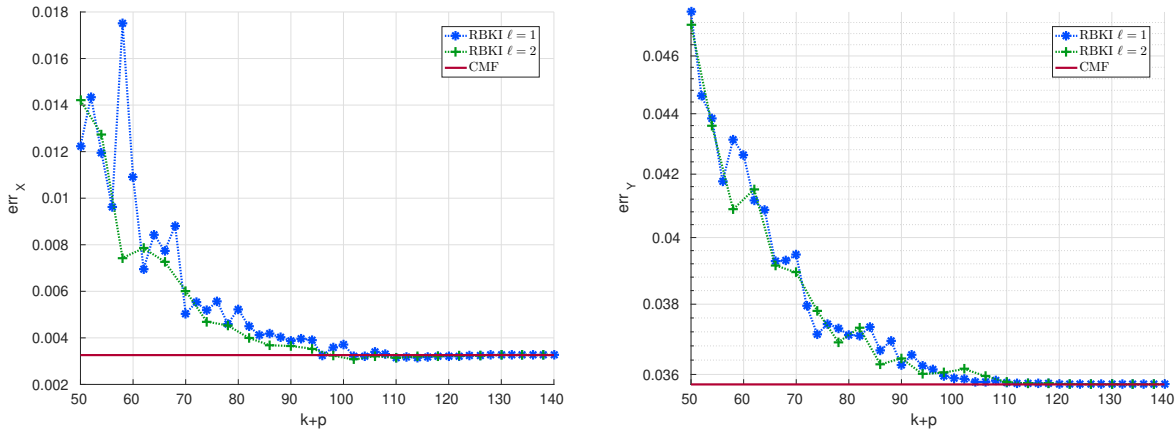


FIGURE 4. Relative errors with the respect to the dimension of the projection subspace in the Algorithm 5 for `SyntheticTest2`.

size is a smaller oversampling parameter, resulting in the smaller matrices on which CMF is performed. However, the total execution time is shorter for the larger blocks because RBKI algorithm demands only two iterations. Again, Algorithm 2 has the worst performance.

3.4. SyntheticTest4. Consider $m = 500$, $n_1 = 300$, $n_2 = 200$, $x = 2$ and $r_2 = 100$. We want to find the rank $k = 30$ approximation.

Table 4 represents the selected results. Similarly as in `SyntheticTest1`, matrices X and Y do not have anything in common, thus, the behavior is very much alike. The difference here is that it takes a larger oversampling parameter to obtained a good error for Y .

3.5. SyntheticTest5. Range intersection. This example is constructed to demonstrate the importance of using rank revealing QR decomposition when constructing the projection matrix Q in the randomized algorithms. This results in a possibly smaller oversampling parameter p , as discussed in the Subsection 2.1.

We consider $m = 500$, $n_1 = 300$, $n_2 = 200$, and we want to find the approximation of rank $k = 30$. We separately analyze the influence of rank determination when using RBKI with block dimension $\ell = 1$ and $\ell = 2$.

Algorithm	p	ℓ	q	err_X	err_Y	total time (s)	cmf time (s)
Basic CMF	-	-	-	$6.03560458 \cdot 10^{-2}$	$6.03576711 \cdot 10^{-2}$	0.527464	0.527464
Randomized	30	-	-	$6.15615406 \cdot 10^{-2}$	$6.15000752 \cdot 10^{-2}$	0.054951	0.008305
RSI	30	-	5	$6.03862191 \cdot 10^{-2}$	$6.03867712 \cdot 10^{-2}$	0.127206	0.008582
RBKI	64	1	47	$6.03560471 \cdot 10^{-2}$	$6.03576722 \cdot 10^{-2}$	0.562032	0.006410
RBKI	74	2	26	$6.03560459 \cdot 10^{-2}$	$6.03576711 \cdot 10^{-2}$	0.426180	0.006848
RBKI	90	30	2	$6.03685901 \cdot 10^{-2}$	$6.03696584 \cdot 10^{-2}$	0.146570	0.008841
RBKI	106	34	2	$6.03610827 \cdot 10^{-2}$	$6.03625993 \cdot 10^{-2}$	0.127120	0.009377

TABLE 3. Selected results for `SyntheticTest3` and $k = 30$. Oversampling parameters, relative errors for RSI with $q = 5$ and RBKI with $\ell = 1, 2, k, k + 4$, and running times.

Algorithm	p	ℓ	q	err_X	err_Y
Basic CMF	-	-	-	$4.86320647 \cdot 10^{-1}$	$2.02998694 \cdot 10^{-2}$
RSI	30	-	8	$4.86654497 \cdot 10^{-1}$	$2.04024796 \cdot 10^{-2}$
RBKI	118	1	74	$4.86320519 \cdot 10^{-1}$	$2.02998694 \cdot 10^{-2}$
RBKI	118	2	37	$4.86315021 \cdot 10^{-1}$	$2.02998748 \cdot 10^{-2}$
RBKI	60	30	2	$4.85925751 \cdot 10^{-1}$	$2.09976041 \cdot 10^{-2}$
RBKI	68	34	2	$4.85065718 \cdot 10^{-1}$	$2.08038065 \cdot 10^{-2}$

TABLE 4. Selected results for `SyntheticTest4` and $k = 30$. Oversampling parameters and relative errors for RSI with $q = 8$ and RBKI with $\ell = 1, 2, k, k + 4$, and running times.

For $\ell = 1$ we iterate q from 15 to 30 to get the oversampling parameter $p \leq (2q\ell - k)$. For $\ell = 2$ we iterate q from 8 to 16 to get the oversampling parameter $p \leq (4q\ell - k)$. Figure 5 demonstrates the difference between rank of matrix Q and maximal dimension of matrix Q . The impact of the rank-revealing QR should be more noticeable on the large-dimensional matrices. Randomization itself contributes to the reduction of dimensionality and CMF algorithm is executed on smaller matrices. QR with pivoting can further reduce that dimensionality.

Let us end this section with a remark on another well-know randomization technique — Generalized Nystrom (GN), [17].

Remark 3.1. *Generalized Nystrom is a method that produces a rank- k approximation of any matrix $X \in \mathbb{R}^{m \times n}$ using random matrices. We combined stabilized GN with CMF and tested it on a few examples. The results were compared with other methods presented in this paper. The comparison showed that CMF with GN is slower and less accurate. Other methods are faster because they first approximate matrices X and Y with $QQ^T X$ and $QQ^T Y$, respectively. By determining the matrix Q , we have already found one part of the matrix U (which is a common part of the matrices X and Y). What remains is to find CMF of the smaller matrices $Q^T X$ and $Q^T Y$. On the other hand, GN does not have this feature, which makes its combination with CMF slower. In addition, all methods were tested with Gaussian random matrices, which in the case of GN produces high errors. The results improved for GN when we replaced those matrices with a random subset of the columns of the identity matrix, but they were still less accurate when*

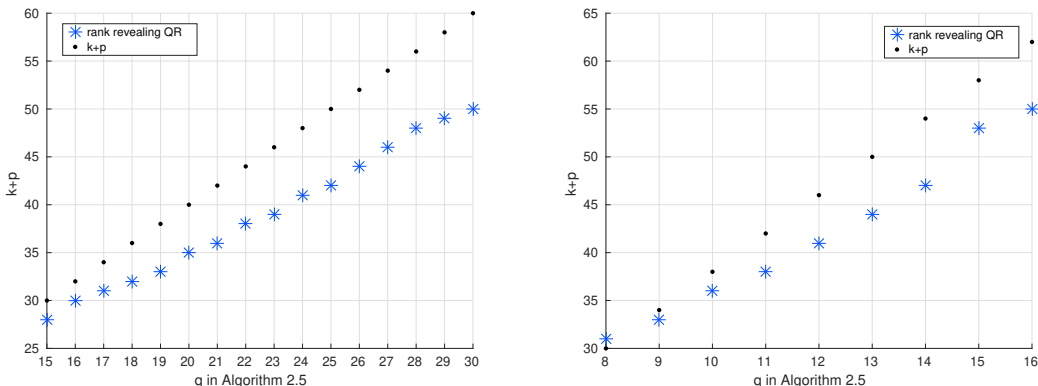


FIGURE 5. RBKI with $\ell = 1$ (on the left) and $\ell = 2$ (on the right). Rank revealing QR leads to a smaller oversampling parameter.

compared to the other methods. There is a possibility that more carefully chosen random matrices would produce more accurate results, but the question of algorithm speed still remains.

4. COUPLED MATRIX AND TENSOR FACTORIZATION

The case of the coupled matrix and tensor factorization (CMTF) can be observed in different ways, depending on the format of a tensor. Here we will consider two tensor formats, the Tucker format in Subsection 4.2 and CP format in Subsection 4.3. For the sake of simplicity we assume that the tensors are of order three. Generalization on order- d , $d > 3$, tensors is direct, but requires more complicated computations.

4.1. Tensor preliminaries. Throughout the text we denote the tensors by calligraphic letters, e.g., \mathcal{X} . Order of a tensor is its dimension. Thus, $\mathcal{X} \in \mathbb{R}^{n_1 \times n_2 \times n_3}$ is an order-3 tensor. Vectors obtained from a tensor by fixing all indices but the n th one are called *mode- n fibers*. *Mode- n matricization* (unfolding) is a matrix representation of a tensor acquired by arranging mode- n fibers into a matrix. Mode- n matricization of a tensor \mathcal{X} is denoted by $X_{(n)}$. Mode-1 matricization of $\mathcal{X} \in \mathbb{R}^{n_1 \times n_2 \times n_3}$ is an $n_1 \times n_2 n_3$ matrix. *Mode- n product* of a tensor \mathcal{X} and a matrix M is a tensor \mathcal{T} ,

$$\mathcal{T} = \mathcal{X} \times_n M,$$

such that

$$T_{(n)} = M X_{(n)}. \quad (4.1)$$

For any matrices M_1 and M_2 of the appropriate size, equality

$$\mathcal{X} \times_m M_1 \times_n M_2 = \mathcal{X} \times_n M_2 \times_m M_1 \quad (4.2)$$

holds. *Tensor norm* is a generalization of the Frobenius matrix norm,

$$\|\mathcal{X}\| = \sqrt{\sum_{i=1}^{n_1} \sum_{j=1}^{n_2} \sum_{k=1}^{n_3} x_{ijk}^2}, \quad \mathcal{X} \in \mathbb{R}^{n_1 \times n_2 \times n_3}.$$

For this paper we need two tensor decompositions. The first one is the *Tucker decomposition* [11, 28]. It is a decomposition of a tensor into a core tensor multiplied by a matrix in each

mode. The Tucker decomposition of \mathcal{X} takes the form

$$\mathcal{X} = \mathcal{S} \times_1 M_1 \times_2 M_2 \times_3 M_3.$$

Multilinear rank of \mathcal{X} is a triplet (r_1, r_2, r_3) , where $r_i = \text{rank}(X_{(i)})$, $i = 1, 2, 3$. If

$$\mathcal{X} \approx \mathcal{S} \times_1 V_1 \times_2 V_2 \times_3 V_3 \quad (4.3)$$

and $\mathcal{S} \in \mathbb{R}^{r_1 \times r_2 \times r_3}$, we say that (4.3) is multilinear rank- (r_1, r_2, r_3) approximation of \mathcal{X} .

The other decomposition of our interest is *CP decomposition* [11, 10]. It is a decomposition of a tensor \mathcal{X} into a sum of rank-one tensors. A rank-one order-3 tensor is a tensor that can be written as an outer product of three vectors,

$$\mathcal{T} = a \circ b \circ c,$$

where \circ stands for the outer product. Then, we write

$$\mathcal{X} = \sum_{i=1}^R a_i \circ b_i \circ c_i \equiv [[A, B, C]], \quad (4.4)$$

for $A = [a_1 \ a_2 \ \cdots \ a_R]$, $B = [b_1 \ b_2 \ \cdots \ b_R]$, $C = [c_1 \ c_2 \ \cdots \ c_R]$. *Tensor rank* is the smallest number R in the CP decomposition (4.4) and

$$\mathcal{X} \approx \sum_{i=1}^r a_i \circ b_i \circ c_i \equiv [[A, B, C]] \quad (4.5)$$

is a rank- r approximation of \mathcal{X} .

Before we proceed with CMTF, let us also define two matrix products that will be used in this section. The *Khatri-Rao product*, denoted by \odot , is a product of two matrices $A \in \mathbb{R}^{m \times n}$, $B \in \mathbb{R}^{p \times n}$,

$$A \odot B = [a_1 \otimes b_1 \ a_2 \otimes b_2 \ \cdots \ a_n \otimes b_n] \in \mathbb{R}^{(mp) \times n},$$

where a_k and b_k denote the k th column of A and B , respectively. An important property of CP decomposition is that, if (4.4) holds, then

$$X_{(1)} = A(C \odot B)^T, \quad X_{(2)} = B(C \odot A)^T, \quad X_{(3)} = C(B \odot A)^T. \quad (4.6)$$

Moreover, the *Hadamard product*, denoted by $*$, of two matrices $A, B \in \mathbb{R}^{m \times n}$, is their element-wise product,

$$A * B = \begin{bmatrix} a_{11}b_{11} & a_{12}b_{12} & \cdots & a_{1n}b_{1n} \\ a_{21}b_{21} & a_{22}b_{22} & \cdots & a_{2n}b_{2n} \\ \vdots & \vdots & \ddots & \vdots \\ a_{m1}b_{m1} & a_{m2}b_{m2} & \cdots & a_{mn}b_{mn} \end{bmatrix} \in \mathbb{R}^{m \times n}.$$

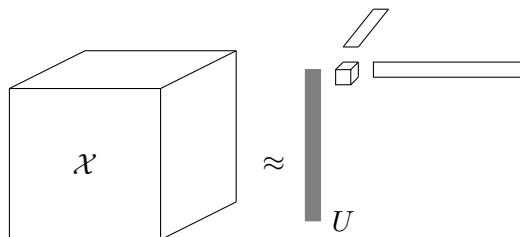
4.2. Tensor in Tucker format. Let $\mathcal{X} \in \mathbb{R}^{m \times n_2 \times n_3}$ and $Y \in \mathbb{R}^{m \times n}$. Joint rank- k approximation of \mathcal{X} and Y , coupled in the first mode and taking \mathcal{X} in the Tucker format, as it is shown in Figure 6, is given by

$$\mathcal{X} \approx \mathcal{S} \times_1 U \times_2 V_2 \times_3 V_3, \quad Y \approx UW^T, \quad (4.7)$$

where $U \in \mathbb{R}^{m \times k}$, $V_2 \in \mathbb{R}^{n_2 \times k}$, $V_3 \in \mathbb{R}^{n_3 \times k}$, $W \in \mathbb{R}^{n \times k}$, $\mathcal{S} \in \mathbb{R}^{k \times k \times k}$, and multilinear rank of \mathcal{X} equals (k, k, k) .

Using the properties of the mode- n product (4.1) and (4.2), tensor \mathcal{X} from (4.7) can be represented as

$$X_{(1)} \approx U(\mathcal{S} \times_2 V_2 \times_3 V_3)_{(1)}.$$

FIGURE 6. Graphical description of the tensor \mathcal{X} from CMTF (4.7).

Thus, CMTF (4.7) can be written as CMF

$$X_{(1)} \approx UV^T, \quad Y \approx UW^T, \quad (4.8)$$

where $X_{(1)} \in \mathbb{R}^{m \times n_2 n_3}$ and $V^T = (\mathcal{S} \times_2 V_2 \times_3 V_3)_{(1)} \in \mathbb{R}^{k \times n_2 n_3}$. Now, the problem of finding the matrices U , V and W from (4.8) is the same as the problem (1.1) and the Algorithm 1 can be used. Once we find U , V , and W from (4.8), the choice of V_2 and V_3 from (4.7) is not unique. However, if we assume that the main priority is extracting the joint factor U , it is enough to get V . Then, approximation $\tilde{X} = \mathcal{S} \times_1 U \times_2 V_2 \times_3 V_3$ can be formed in the following way. The transpose of the output matrix V is the mode-1 matricization of the tensor $\bar{\mathcal{S}} = \mathcal{S} \times_2 V_2 \times_3 V_3$, that is, $\bar{\mathcal{S}}_{(1)} = V^T$. We can fold V^T into $\bar{\mathcal{S}}$. Then, $\tilde{X} = \bar{\mathcal{S}} \times_1 U$.

Algorithm 6 CMTF — Basic algorithm for the Tucker format

Input: $\mathcal{X} \in \mathbb{R}^{m \times n_2 \times n_3}$, $Y \in \mathbb{R}^{m \times n}$, $k < \min\{n_2, n_3, n\}$

Output: $\tilde{\mathcal{X}} \in \mathbb{R}^{m \times n_2 \times n_3}$, $U \in \mathbb{R}^{m \times k}$, $W \in \mathbb{R}^{n \times k}$

$$[U, V, W] = \text{CMF}(X_{(1)}, Y, k)$$

▷ Algorithm 1

$$\bar{\mathcal{S}}_{(1)} = V^T$$

Fold $\bar{\mathcal{S}}_{(1)}$ into $\bar{\mathcal{S}}$.

$$\tilde{\mathcal{X}} = \bar{\mathcal{S}} \times_1 U$$

In order to randomize the Algorithm 6, one should use one of the Algorithms 2, 3, or 5 in place of the Algorithm 1 (within the Algorithm 6). Note that the sizes of the random Gaussian matrices created for the randomized CMTF will be bigger, since instead of the projection (2.3) we have

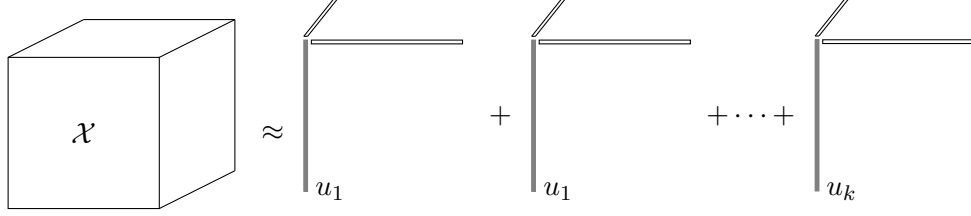
$$\hat{X}_{(1)} = \Pi_{X_{(1)}\Omega} X_{(1)}, \quad \hat{Y} = \Pi_{Y\Omega} Y.$$

That is, for $\mathcal{X} \in \mathbb{R}^{m \times n_2 \times n_3}$ and $Y \in \mathbb{R}^{m \times n}$, Ω_1 is $n_2 n_3 \times k$ and Ω_2 is $n \times k$ matrix. Apart from that, randomization process is the same. Error estimation of the projection $\Pi_{X_{(1)}\Omega} X_{(1)}$ is analogue to the one from the Theorem 2.3 given in [8]. Numerical results of the randomized algorithms are discussed in Section 5.

4.3. Tensor in CP format. Next, we describe CMTF problem where a tensor is represented in CP format. Again, let $\mathcal{X} \in \mathbb{R}^{m \times n_2 \times n_3}$ and $Y \in \mathbb{R}^{m \times n}$. Then,

$$\mathcal{X} \approx [[U, B, C]], \quad Y \approx UW^T, \quad (4.9)$$

where $U \in \mathbb{R}^{m \times k}$, $B \in \mathbb{R}^{n_2 \times k}$, $C \in \mathbb{R}^{n_3 \times k}$, $W \in \mathbb{R}^{n \times k}$, is the joint rank- k factorization of \mathcal{X} and Y coupled in the first mode and taking \mathcal{X} in CP format, as it is shown in Figure 7. Note that for CP format we consider tensor rank as it is given in the relation (4.5).

FIGURE 7. Graphical description of the tensor \mathcal{X} from CMTF (4.9).

In order to find the coupled decomposition (4.9) we first define the objective function

$$f(U, B, C, W) = \|\mathcal{X} - [[U, B, C]]\|^2 + \|Y - UW^T\|_F^2 \rightarrow \min. \quad (4.10)$$

A common way for solving the optimization problem (4.10) is the alternating least squares (ALS) method. That is an iterative method where one iteration is made of several, in this case four, microiterations. In each microiteration, optimization is done over one of the matrices U, B, C, W , while the others are fixed. Let us see how ALS algorithm for solving (4.10) is developed.

We can write the function f as

$$f(U, B, C, W) = f_1(U, B, C, W) + f_2(U, B, C, W),$$

where

$$\begin{aligned} f_1(U, B, C, W) &= \|\mathcal{X} - [[U, B, C]]\|^2, \\ f_2(U, B, C, W) &= \|Y - UW^T\|_F^2. \end{aligned}$$

It follows from [2, Corollary 4.2] that

$$\begin{aligned} \frac{\partial f_1}{\partial U} &= -2X_{(1)}(C \odot B) + 2U\Gamma^{(1)}, \\ \frac{\partial f_1}{\partial B} &= -2X_{(2)}(C \odot U) + 2B\Gamma^{(2)}, \\ \frac{\partial f_1}{\partial C} &= -2X_{(3)}(B \odot U) + 2C\Gamma^{(3)}, \end{aligned}$$

for

$$\Gamma^{(1)} = (B^T B) * (C^T C), \quad \Gamma^{(2)} = (U^T U) * (C^T C), \quad \Gamma^{(3)} = (U^T U) * (B^T B).$$

Obviously, $\frac{\partial f_1}{\partial W} = 0$. For the function f_2 , after a short calculation we get

$$\frac{\partial f_2}{\partial U} = -2YW + 2UW^T W, \quad \frac{\partial f_2}{\partial W} = -2Y^T U + 2WU^T U,$$

while $\frac{\partial f_2}{\partial B} = \frac{\partial f_2}{\partial C} = 0$. Furthermore, by setting the partial derivatives of f to zero, we get

$$\begin{aligned} \frac{\partial f}{\partial U} &= -2X_{(1)}(C \odot B) + 2U\Gamma^{(1)} - 2YW + 2UW^T W = 0, \\ \frac{\partial f}{\partial B} &= -2X_{(2)}(C \odot U) + 2B\Gamma^{(2)} = 0, \\ \frac{\partial f}{\partial C} &= -2X_{(3)}(B \odot U) + 2C\Gamma^{(3)} = 0, \\ \frac{\partial f}{\partial W} &= -2Y^T U + 2WU^T U = 0. \end{aligned}$$

That is,

$$\begin{aligned} U &= (X_{(1)}(C \odot B) + YW)(\Gamma^{(1)} + W^T W)^{-1}, \\ B &= X_{(2)}(C \odot U)(\Gamma^{(2)})^{-1}, \\ C &= X_{(3)}(B \odot U)(\Gamma^{(3)})^{-1}, \\ W &= Y^T U (U^T U)^{-1}. \end{aligned}$$

Now we can write ALS algorithm for CMTF.

Algorithm 7 CMTF-CP ALS

Input: $X \in \mathbb{R}^{m \times n_2 \times n_3}$, $Y \in \mathbb{R}^{m \times n}$, $k < \min\{n_2, n_3, n\}$
Output: $U \in \mathbb{R}^{m \times k}$, $B \in \mathbb{R}^{n_2 \times k}$, $C \in \mathbb{R}^{n_3 \times k}$, $W \in \mathbb{R}^{n \times k}$
 Initialize U, B, C, W .
repeat
 $U = X_{(1)}(C \odot B) + YW)(\Gamma^{(1)} + W^T W)^{-1}$
 $B = X_{(2)}(C \odot U)(\Gamma^{(2)})^{-1}$
 $C = X_{(3)}(B \odot U)(\Gamma^{(3)})^{-1}$
 $W = Y^T U (U^T U)^{-1}$
until convergence

Randomization of the Algorithm 7 is somewhat more complex than for the Algorithm 1. Let $\mathcal{X} = [[A, B, C]]$ be a CP decomposition of $\mathcal{X} \in \mathbb{R}^{m \times n_2 \times n_3}$ and let $Y \in \mathbb{R}^{m \times n}$. First, we generate random Gaussian matrices $\Omega_1 \in \mathbb{R}^{(n_2 n_3) \times k}$ and $\Omega_2 \in \mathbb{R}^{n \times k}$. We compute thin QR decompositions $Q_1 R_1 = X_{(1)} \Omega_1$ and $Q_2 R_2 = Y \Omega_2$, such that $Q_1, Q_2 \in \mathbb{R}^{m \times k}$, where $X_{(1)}$ is mode-1 matricization of \mathcal{X} . Then, as it was explained in the Subsection 2.1, we reorthogonalize the columns of the matrix $[Q_1 \ Q_2]$ to obtain $Q \in \mathbb{R}^{m \times (k+p)}$, where p ($0 \leq p \leq k$) is an oversampling parameter. Randomized CMTF-CP ALS is presented in the Algorithm 8. Randomization using RSI and RBKI is done accordingly.

Algorithm 8 Randomized CMTF-CP ALS

Input: $X \in \mathbb{R}^{m \times n_2 \times n_3}$, $Y \in \mathbb{R}^{m \times n}$, $k < \min\{n_2, n_3, n\}$
Output: $U \in \mathbb{R}^{m \times k}$, $B \in \mathbb{R}^{n_2 \times k}$, $C \in \mathbb{R}^{n_3 \times k}$, $W \in \mathbb{R}^{n \times k}$
 Generate random matrices $\Omega_1 \in \mathbb{R}^{(n_2 \cdot n_3) \times k}$ and $\Omega_2 \in \mathbb{R}^{n \times k}$.
 $[Q_1, \sim] = \text{qr}(X_{(1)} \Omega_1, 0)$
 $[Q_2, \sim] = \text{qr}(Y \Omega_2, 0)$
 $[Q, \sim] = \text{qr}([Q_1, Q_2], 0)$
 $[\hat{U}, B, C, W] = \text{CMTF}(\mathcal{X} \times_1 Q^T, Q^T Y)$ ▷ Algorithm 7
 $U = Q \hat{U}$

As an alternative to ALS approach, we are going to show that CMTF problem (4.9) can be solved using SVD of a matrix constructed from \mathcal{X} and Y . We need the following result.

Theorem 4.1. *Let $\mathcal{X} \in \mathbb{R}^{m \times n_2 \times n_3}$ and $Y \in \mathbb{R}^{m \times n}$. Let $\Sigma_k \in \mathbb{R}^{k \times k}$ be a diagonal matrix of the largest k singular values of the matrix $[X_{(1)} \ Y] \in \mathbb{R}^{m \times (n_2 n_3 + n)}$, and let $U_k \in \mathbb{R}^{m \times k}$ and $V_k \in \mathbb{R}^{(n_1 + n_2) \times k}$ contain left and right singular vectors of $[X_{(1)} \ Y]$, respectively, corresponding*

to those singular values. Then, solution of the minimization problem (4.10) is defined by U_k , V_k and Σ_k .

Proof. Let $U \in \mathbb{R}^{m \times k}$, $B \in \mathbb{R}^{n_2 \times k}$, $C \in \mathbb{R}^{n_3 \times k}$, $W \in \mathbb{R}^{n \times k}$ be arbitrary matrices. Take $\mathcal{X} \in \mathbb{R}^{m \times n_2 \times n_3}$, $Y \in \mathbb{R}^{m \times n}$ fixed. Using the relation (4.6) and the properties of the Frobenius and tensor norm, calculation similar to that from the proof of Theorem 2.1 gives

$$\begin{aligned} \|\mathcal{X} - [[U, B, C]]\|^2 + \|Y - UW^T\|_F^2 &= \|X_{(1)} - U(C \odot B)^T\|_F^2 + \|Y - UW^T\|_F^2 \\ &= \|[X_{(1)} \ Y] - [U(C \odot B)^T \ UW^T]\|_F^2 \\ &= \|[X_{(1)} \ Y] - UZ^T\|_F^2, \end{aligned}$$

where $Z = \begin{bmatrix} C \odot B \\ W \end{bmatrix}$. It follows that

$$\min_{U, B, C, W} \{ \|\mathcal{X} - [[U, B, C]]\|^2 + \|Y - UW^T\|_F^2 \} = \min_{U, Z} \|[X_{(1)} \ Y] - UZ^T\|_F^2. \quad (4.11)$$

The left-hand side in (4.11) is the best coupled rank- k approximation of \mathcal{X} and Y and the right-hand side is the best rank- k approximation of $[X_{(1)} \ Y]$.

Then,

$$\min_{U, Z} \|[X_{(1)} \ Y] - UZ^T\|_F^2 = \|[X_{(1)} \ Y] - \bar{U}\bar{Z}^T\|_F^2, \quad (4.12)$$

where $\bar{U} = U_k$ and $\bar{Z} = V_k \Sigma_k$, for U_k, V_k, Σ_k as in the statement of this theorem. Hence,

$$\min_{U, B, C, W} \{ \|\mathcal{X} - [[U, B, C]]\|^2 + \|Y - UW^T\|_F^2 \} = \|[X_{(1)} \ Y] - U_k(V_k \Sigma_k)^T\|_F^2,$$

that is, the solution of the minimization problem (4.10) is determined by the matrices U_k , V_k and Σ_k . \square

Corollary 4.2. *The best coupled rank- k approximation of tensor $\mathcal{X} \in \mathbb{R}^{m \times n_2 \times n_3}$ and matrix $Y \in \mathbb{R}^{m \times n}$ is equivalent to the best rank- k approximation of the matrix $[X_{(1)} \ Y] \in \mathbb{R}^{m \times (n_2 n_3 + n)}$.*

Proof. The proof follows directly from the Theorem 4.1 and relation (4.11). \square

Recall that the Theorem 2.1 for the coupled decomposition of two matrices gave the explicit formulation of the matrices U, V, W that minimize the objective function (2.1). Assuming that $\bar{U}, \bar{B}, \bar{C}, \bar{W}$ are the matrices that minimize the objective function (4.10), we can conclude from the relation (4.12) that

$$\|X_{(1)} - \bar{U}(\bar{C} \odot \bar{B})^T\|_F^2 + \|Y - \bar{U}\bar{W}^T\|_F^2 = \|[X_{(1)} \ Y] - U_k(V_k \Sigma_k)^T\|_F^2.$$

Therefore, minimal value of the objective function (4.10) is attained for $\bar{U} = U_k$, \bar{W} equal to the last n rows of the matrix $V_k \Sigma_k$, and \bar{B}, \bar{C} such that $\bar{C} \odot \bar{B}$ is equal to the first $n_2 n_3$ rows of $V_k \Sigma_k$. Thus, we did not get \bar{B} and \bar{C} explicitly. However, we did get optimal joint part \bar{U} and tensor $[[\bar{U}, \bar{B}, \bar{C}]]$ is uniquely determined by \bar{U} and $\bar{C} \odot \bar{B}$. Matrices $\bar{U}, \bar{V} = \bar{C} \odot \bar{B}$ and \bar{W} are formed from the best rank- k approximation of the matrix $[X_{(1)} \ Y]$, that is, the same way as for the tensor in the Tucker format. Still, we should keep in mind that the meaning of the output matrices is not exactly the same.

Now we can write the Algorithm 9 which uses CMF Algorithm 1 for solving CMTF problem (4.9). An advantage of the Algorithm 9 over ALS Algorithm 7 is that, as a consequence of the Theorem 4.1, it ensures a minimum of the objective function (4.10), while the Algorithm 7 is an iterative algorithm that does not guarantee a minimum. A disadvantage of the Algorithm 9 is

Algorithm 9 CMTF-CP — Basic algorithm for CP format**Input:** $\mathcal{X} \in \mathbb{R}^{m \times n_2 \times n_3}$, $Y \in \mathbb{R}^{m \times n}$, $k < \min\{n_2, n_3, n\}$ **Output:** $\tilde{\mathcal{X}} \in \mathbb{R}^{m \times n_2 \times n_3}$, $U \in \mathbb{R}^{m \times k}$, $W \in \mathbb{R}^{n \times k}$

$$[U, V, W] = \text{CMF}(X_{(1)}, Y, k)$$

▷ Algorithm 1

$$\tilde{X}_{(1)} = UV^T$$

Fold $\tilde{X}_{(1)}$ into $\tilde{\mathcal{X}}$.

an already discussed fact that it does not return matrices B and C explicitly, but their Khatri-Rao product.

Randomization of the Algorithm 9 is done in the same way as for the Algorithm 6. It will be considered through the numerical examples in the next section.

5. NUMERICAL EXAMPLES FOR CMTF

Here we consider two numerical examples comparing our CMTF algorithms. In the first example we are going to compare two approaches to CMTF algorithms without randomization, one using ALS method and the other one using SVD. Namely, we compare the Algorithm 7 with the Algorithms 9 and 6. The second example is analogous to the Examples 2–5 from Section 3 and we compare randomized versions of the Algorithms 9 and 6.

5.1. First example — Comparing the basic algorithms. Let $m = 100$, $n_2 = 50$, $n_3 = 20$, $n = 30$ and $r = 3$ and define:

- $U = \text{randn}(m, r)$; $B = \text{randn}(n_2, r)$; $C = \text{randn}(n_3, r)$; $W = \text{randn}(n, r)$;
- $\mathcal{X} = [[U, B, C]]$;
- $Y = U * W'$;

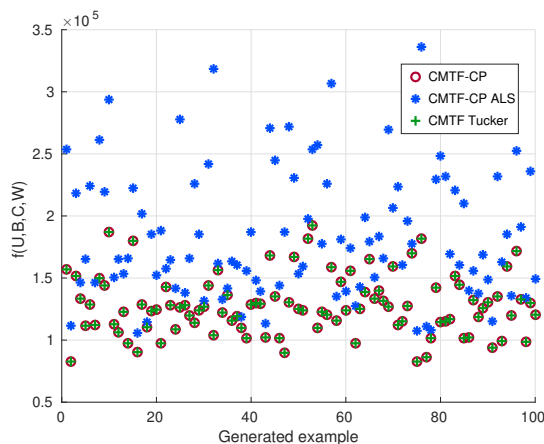


FIGURE 8. Comparison of different CMTF algorithms for 100 randomly generated examples.

We use this example to test the algorithms without randomization, i.e., we compare Algorithm 6 for a tensor in the Tucker format using CMF of $X_{(1)}$ and Y , Algorithm 7 for a tensor in CP format using ALS method, and Algorithm 9 for a tensor in CP format using CMF of $X_{(1)}$

and Y . We generate 100 random pairs (\mathcal{X}, Y) as described above. The approximation rank is $k = 3$. For the values obtained by the algorithms, we compute

$$\|\mathcal{X} - \mathcal{S} \times_1 U \times_1 V_2 \times_3 V_3\|^2 + \|Y - UW^T\|_F^2,$$

for \mathcal{X} in the Tucker format, and

$$\|\mathcal{X} - [[U, B, C]]\|^2 + \|Y - UW^T\|_F^2,$$

for \mathcal{X} in CP format. These expressions are the values of the corresponding objective functions.

The results are represented in Figure 8. It is clear that the Algorithms 6 and 9, that is, the methods which use CMF of the tensor matricization and matrix Y , perform equally good and almost always better than the Algorithm 7, which is based on ALS. This is probably due to the fact that convergence of ALS method to the global minimum is not guaranteed, i.e., the method could converge to another stationary point. Therefore, in the following example we do not use ALS approach.

5.2. Second example — Synthetic tensor and matrix. This example is inspired by the matrix X from `TestSynthetic2`. We define a diagonal matrix

$$S = \text{diag}(1, \dots, 1, d^{-2}, d^{-3}, \dots, d^{-(n-r+1)}) \in \mathbb{R}^{n \times n}$$

and construct matrix $Y \in \mathbb{R}^{n \times n}$ and tensor $X \in \mathbb{R}^{n \times n \times n}$ in the following way:

- `UY=orth(rand(n)); VY=orth(rand(n));`
- `Y = UY*S*VY';`
- `X(:,:,1)=[UY(:,1:r1) orth(rand(n,n-r1))*S*[VY(:,1:r1) orth(rand(n,n-r1))]' ;`
- `X(:,:,2)=[UY(:,1:r2) orth(rand(n,n-r2))*S*[VY(:,1:r2) orth(rand(n,n-r2))]' ;`
- `X(:,:,3)=[UY(:,1:r3) orth(rand(n,n-r3))*S*[VY(:,1:r3) orth(rand(n,n-r3))]' ;`

For our experiment, we choose $n = 100$, $r = 5$, $d = 2$, $r_1 = 5$, $r_2 = 10$ and $r_3 = 7$. We are looking for the rank $k = 10$ approximation. We separately analyze the algorithms based on the tensor format.

Algorithm	p	ℓ	q	$err_{\mathcal{X}}$	err_Y	total time (s)	cmf time (s)
Basic CMTF	-	-	-	$2.51650855 \cdot 10^{-2}$	$2.52792977 \cdot 10^{-2}$	0.444682	0.444682
Randomized	10	-	-	$2.96659479 \cdot 10^{-2}$	$2.84378062 \cdot 10^{-2}$	0.234335	0.022847
RSI	10	-	5	$2.51760209 \cdot 10^{-2}$	$2.52882608 \cdot 10^{-2}$	0.235490	0.022847
RBKI	26	1	18	$2.51648934 \cdot 10^{-2}$	$2.52806919 \cdot 10^{-2}$	0.247642	0.012539
RBKI	22	2	8	$2.51646244 \cdot 10^{-2}$	$2.52820672 \cdot 10^{-2}$	0.244876	0.022847

TABLE 5. Selected results for CMTF where the tensor is in the Tucker format and $k = 10$. Oversampling parameters, relative errors for RSI with $q = 5$ and RBKI with $\ell = 1, 2$, and running times.

For the Tucker format, we use the result obtained by the basic Algorithm 6 as a benchmark. We test randomized version using the Algorithm 3 for RSI and the Algorithm 4 for RBKI, instead of the Algorithm 1 within the Algorithm 3. The accuracy is determined by the relative errors,

$$err_{\mathcal{X}} = \frac{\|\mathcal{X} - \mathcal{S} \times_1 U \times_2 V_2 \times_3 V_3\|}{\|\mathcal{X}\|} \quad (5.1)$$

Algorithm	p	ℓ	q	err_x	err_y	total time (s)	cmf time (s)
Basic CMTF	-	-	-	$2.51650855 \cdot 10^{-2}$	$2.52792977 \cdot 10^{-2}$	0.125423	0.125423
Randomized	10	-	-	$2.83409905 \cdot 10^{-2}$	$2.67571154 \cdot 10^{-2}$	0.813181	0.018832
RSI	10	-	4	$2.51609814 \cdot 10^{-2}$	$2.53020061 \cdot 10^{-2}$	0.803249	0.018807
RBKI	26	1	18	$2.51650849 \cdot 10^{-2}$	$2.52793010 \cdot 10^{-2}$	2.015699	0.041765
RBKI	14	2	6	$2.51648748 \cdot 10^{-2}$	$2.52807618 \cdot 10^{-2}$	1.556277	0.030286

TABLE 6. Selected results for CMTF where the tensor is in CP format and $k = 10$. Oversampling parameters, relative errors for RSI with $q = 4$ and RBKI with $\ell = 1, 2$, and running times.

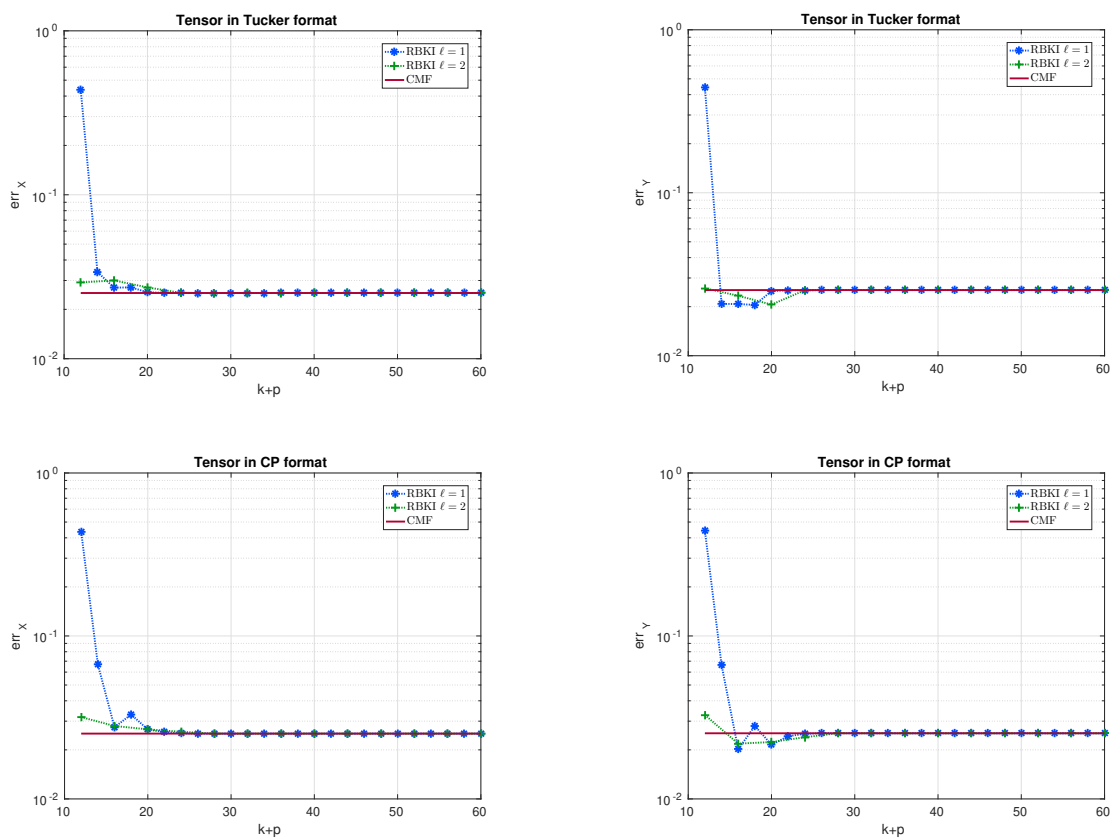


FIGURE 9. Relative errors with respect to number of iterations in RBKI algorithm for Matrix-Tensor decomposition in Tucker and CP format.

and err_y as it is given in (3.1). The selected result, together with the running times, are presented in Table 5. We can see that randomized algorithm are always faster, both in total time and CMF time.

For CP format, we use the result obtained by the basic Algorithm 9 as a benchmark. Again, the randomized versions are using the Algorithms 3 and 4. Now, we have

$$err_{\mathcal{X}} = \frac{\|\mathcal{X} - [[U, B, C]]\|}{\|\mathcal{X}\|} \quad (5.2)$$

and $err_{\mathcal{Y}}$ is again the same as in (3.1). The selected result are given in Table 6. In terms of the approximation error, we can observe similar results as for the tensor in the Tucker format. However, preprocessing stage is slower for tensors in CP format.

Finally, we present Figure 9 showing the relative errors for RBKI method with $\ell = 1$ and $\ell = 2$, with various q , both for the Tucker and CP format. It is clear that even smaller q than present in Table 6 can be used to obtain a satisfactory approximation.

6. FACE RECOGNITION

So far we have introduced CMF and CMTF algorithms with different randomization techniques. Since these algorithms extract a common part of two matrices (or matrix and tensor), we created the new face recognition algorithms with CM(T)F as their main feature.

We performed the tests on the image collection from the widely used Georgia Tech database [18]. This database contains a total of 750 images of 50 different people. Each person is represented by 15 face images taken with different face expression. An example of a set of images for one person is given in Figure 10. We used the first ten as the training images and the last five as the test images. Developing a new optimal face recognition algorithm is out of the scope of this paper. Therefore, for faster testing, we used only 75 images of five different people. Those are presented in Figure 11. For now, we limit our tests to the grayscale images. All images are cropped to the same size, so that each image can be represented by one matrix. Although CMF algorithm requires only the same number of rows, the best test results were achieved when we also set the same number of columns.



FIGURE 10. An example of 15 images per person from the Georgia Tech database.




FIGURE 11. Images of five people used in the tests of our face recognition algorithms.

We constructed two versions of the face recognition algorithm. The first one employs the coupled factorization of two matrices. The second one uses the coupled matrix and tensor factorization. The approximation rank in CMF was set to $k = 5$. Randomization parameters are $q = 2$ for RSI and $\ell = 5$, $q = 2$ for RBKI. The algorithm steps are as follows.

- (1) The first 10 images per person were put in our database, where it is known which person is in which image. We denoted the matrices representing those images with $X^{(1)}, X^{(2)}, \dots, X^{(50)}$. Matrices $X^{(1)}, X^{(2)}, \dots, X^{(10)}$ correspond to the first person, $X^{(11)}, X^{(12)}, \dots, X^{(20)}$ to the second one, etc. We used the remaining 25 images (five per person) to test the algorithms. Matrix Y represent the image of the person we want to recognize.
- (2 CMF) We calculate

$$\text{CMF}(X^{(1)}, Y), \text{CMF}(X^{(2)}, Y), \dots, \text{CMF}(X^{(50)}, Y).$$

The corresponding errors are calculated as

$$\text{err}^{(i)} = \text{err}_X^{(i)} + \text{err}_Y^{(i)}, \quad \text{for all } i = 1, \dots, 50,$$

where err_X and err_Y are the relative errors defined in the relation (3.1).

- (2 CMTF) We created five $m \times n \times 10$ tensors, one per person, each of them containing ten images of the same person. Then, we calculate

$$\text{CMTF}(\mathcal{X}^{(1)}, Y), \text{CMTF}(\mathcal{X}^{(2)}, Y), \dots, \text{CMTF}(\mathcal{X}^{(5)}, Y).$$

The relative errors are determined by

$$\text{err}^{(i)} = \text{err}_{\mathcal{X}}^{(i)} + \text{err}_Y^{(i)}, \quad \text{for all } i = 1, \dots, 5,$$

where $\text{err}_{\mathcal{X}}$ is like in the relation (5.1) or (5.2), depending on the tensor format, and err_Y is as in the relation (3.1).

- (3) The index i for which the value $\text{err}^{(i)}$ is minimal determines which person is in the image.

We compared 12 different versions of the algorithm, depending on whether CMF or CMTF is used and also on the randomization type (basic algorithm without randomization, simple randomization, RSI, or RBKI). For each tested case, we calculated the success rate, that is, the number of correctly recognized images divided by the total number of tested images. The results are presented in Table 7.

Algorithm	Person 1 (%)	Person 2 (%)	Person 3 (%)	Person 4 (%)	Person 5 (%)	Total (%)
CMF	80	100	20	100	100	80
Randomized CMF	80	100	40	80	80	76
RSI CMF	100	100	20	80	100	80
RBKI CMF	80	100	20	100	100	80
CMTF-Tucker	60	100	100	100	80	88
Randomized CMTF-Tucker	40	80	20	80	20	48
RSI CMTF-Tucker	60	100	80	100	80	84
RBKI CMTF-Tucker	60	100	100	100	80	88
CMTF-CP	60	100	100	100	80	88
Randomized CMTF-CP	40	80	20	80	20	48
RSI CMTF-CP	60	100	80	100	80	84
RBKI CMTF-CP	60	100	100	100	80	88

TABLE 7. The success rate for different versions of the face recognition algorithm.

We can see that the best results for a randomized algorithm are achieved when RBKI is used. These results are the same as for the basic CMF algorithm. The success rate goes up

to 88%. When CMTF is used, compared to CMF, the success rate is more evenly distributed among different people. In addition, CMTF-Tucker (based on the Algorithm 6) and CMTF-CP (Algorithm 9) always gave the same results.

7. CONCLUSION

In this paper we analysed the coupled factorization of two matrices (CMF), as well as the coupled factorization of a matrix and a tensor (CMTF). We showed that the problem of a rank- k coupled matrix factorization for the matrices $X \in \mathbb{R}^{m \times n_1}$ and $Y \in \mathbb{R}^{m \times n_2}$ is equivalent to the problem of rank- k approximation of the matrix $[X \ Y] \in \mathbb{R}^{m \times (n_1+n_2)}$. Moreover, we showed that a related problem of a rank- k coupled factorization of tensor $\mathcal{X} \in \mathbb{R}^{m \times n_2 \times n_3}$ and matrix $Y \in \mathbb{R}^{m \times n}$ is equivalent to the problem of rank- k approximation of the matrix $[X_{(1)} \ Y] \in \mathbb{R}^{m \times (n_2 n_3 + n)}$, where $X_{(1)} \in \mathbb{R}^{m \times (n_2 n_3)}$ is mode-1 matricization of \mathcal{X} . The main part of the paper is concerned with randomization techniques that can be used with CMF and CMTF algorithms. We adapted and tested three randomization techniques — randomization based on the randomized SVD algorithm, randomized subspace iteration (RSI), and randomized block Krylov iteration (RBKI). Finally, we applied our algorithms to the problem of face recognition.

ACKNOWLEDGMENTS

The authors are grateful to Daniel Kressner for his useful comments on the early version of this work.

REFERENCES

- [1] E. ACAR, R. BRO, AND A. K. SMILDE, *Data fusion in metabolomics using coupled matrix and tensor factorizations*, Proceedings of the IEEE, 103 (2015), pp. 1602–1620.
- [2] E. ACAR, D. M. DUNLAVY, AND T. G. KOLDA, *A scalable optimization approach for fitting canonical tensor decompositions*, Journal of Chemometrics, 25 (2011), pp. 67–86.
- [3] E. ACAR, D. M. DUNLAVY, T. G. KOLDA, AND M. MØRUP, *Scalable tensor factorizations for incomplete data*, Chemometrics and Intelligent Laboratory Systems, 106 (2011), pp. 41–56. Multiway and Multiset Data Analysis.
- [4] E. ACAR, T. G. KOLDA, AND D. M. DUNLAVY, *All-at-once optimization for coupled matrix and tensor factorizations*, in MLG’11: Proceedings of Mining and Learning with Graphs, August 2011.
- [5] M. BAGHERIAN, R. B. KIM, C. JIANG, M. A. SARTOR, H. DERKSEN, AND K. NAJARIAN, *Coupled matrix-matrix and coupled tensor-matrix completion methods for predicting drug-target interactions*, Briefings in Bioinformatics, 22 (2020), pp. 2161–2171.
- [6] R. A. BORSOI, I. LEHMANN, M. A. B. S. AKHONDA, V. D. CALHOUN, K. USEVICH, D. BRIE, AND T. ADALI, *Coupled cp tensor decomposition with shared and distinct components for multi-task fmri data fusion*, in ICASSP 2023 - 2023 IEEE International Conference on Acoustics, Speech and Signal Processing (ICASSP), 2023, pp. 1–5.
- [7] P. DRINEAS AND M. W. MAHONEY, *Randnla: randomized numerical linear algebra*, Commun. ACM, 59 (2016), p. 80–90.
- [8] N. HALKO, P. G. MARTINSSON, AND J. A. TROPP, *Finding structure with randomness: probabilistic algorithms for constructing approximate matrix decompositions*, SIAM Rev., 53 (2011), pp. 217–288.
- [9] Z.-G. JIA, S.-T. LING, AND M.-X. ZHAO, *Color two-dimensional principal component analysis for face recognition based on quaternion model*, in Intelligent Computing Theories and Application: 13th International Conference, ICIC 2017, Liverpool, UK, August 7-10, 2017, Proceedings, Part I 13, Springer, 2017, pp. 177–189.
- [10] H. A. L. KIERS, *Towards a standardized notation and terminology in multiway analysis*, Journal of Chemometrics, 14 (2000), pp. 105–122.
- [11] T. G. KOLDA AND B. W. BADER, *Tensor decompositions and applications*, SIAM Rev., 51 (2009), pp. 455–500.

- [12] L. LI, S. YAN, D. HORNER, M. RASMUSSEN, A. SMILDE, AND E. ACAR ATAMAN, *Revealing static and dynamic biomarkers from postprandial metabolomics data through coupled matrix and tensor factorizations*, *Metabolomics*, 20 (2024).
- [13] P.-G. MARTINSSON, *Randomized methods for matrix computations*, IAS/Park City Mathematics Series, (2016).
- [14] P.-G. MARTINSSON AND J. A. TROPP, *Randomized numerical linear algebra: Foundations and algorithms*, *Acta Numerica*, 29 (2020), p. 403–572.
- [15] R. MEYER, C. MUSCO, AND C. MUSCO, *On the unreasonable effectiveness of single vector krylov methods for low-rank approximation*, in *Proceedings of the 2024 Annual ACM-SIAM Symposium on Discrete Algorithms (SODA)*, SIAM, 2024, pp. 811–845.
- [16] R. MURRAY, J. DEMMEL, M. W. MAHONEY, N. B. ERICHSON, M. MELNICHENKO, O. A. MALIK, L. GRIGORI, P. LUSZCZEK, M. DEREZINSKI, M. E. LOPES, T. LIANG, H. LUO, AND J. DONGARRA, *Randomized numerical linear algebra : A perspective on the field with an eye to software*, arXiv:2302.11474 [math.NA], (2023).
- [17] Y. NAKATSUKASA, *Fast and stable randomized low-rank matrix approximation*, arXiv:2009.11392 [math.NA], (2020).
- [18] A. V. NEFIAN, *Georgia Tech face database*. http://www.anefian.com/research/face_reco.htm.
- [19] A. K. SAIBABA AND A. MIEDLAR, *Randomized low-rank approximations beyond gaussian random matrices*, arXiv:2308.05814 [math.NA], (2023).
- [20] C. SCHENKER, J. E. COHEN, AND E. ACAR, *A flexible optimization framework for regularized matrix-tensor factorizations with linear couplings*, *IEEE Journal of Selected Topics in Signal Processing*, 15 (2021), pp. 506–521.
- [21] ———, *An optimization framework for regularized linearly coupled matrix-tensor factorization*, in *2020 28th European Signal Processing Conference (EUSIPCO)*, 2021, pp. 985–989.
- [22] A. P. SINGH AND G. J. GORDON, *Relational learning via collective matrix factorization*, in *Proceedings of the 14th ACM SIGKDD International Conference on Knowledge Discovery and Data Mining, KDD '08*, New York, NY, USA, 2008, Association for Computing Machinery, p. 650–658.
- [23] A. K. SMILDE, J. A. WESTERHUIS, AND R. BOQUÉ, *Multiblock component and covariates regression models*, *Journal of Chemometrics*, 14 (2000), pp. 301–331.
- [24] M. SØRENSEN, I. DOMANOV, AND L. DE LATHAUWER, *Coupled canonical polyadic decompositions and (coupled) decompositions in multilinear rank- $(L_{r,n}, L_{r,n}, 1)$ terms—Part II: Algorithms*, *SIAM J. Matrix Anal. Appl.*, 36 (2015), pp. 1015–1045.
- [25] M. D. SOROCHAN ARMSTRONG, J. L. HINRICH, A. P. DE LA MATA, AND J. J. HARYNUK, *Parafac2×n: Coupled decomposition of multi-modal data with drift in n modes*, *Analytica Chimica Acta*, 1249 (2023), p. 340909.
- [26] M. SØRENSEN AND L. DE LATHAUWER, *Coupled tensor decompositions for applications in array signal processing*, in *2013 5th IEEE International Workshop on Computational Advances in Multi-Sensor Adaptive Processing (CAMSAP)*, 2013, pp. 228–231.
- [27] J. A. TROPP AND R. J. WEBBER, *Randomized algorithms for low-rank matrix approximation: Design, analysis, and applications*, arXiv:2306.12418 [math.NA], (2023).
- [28] L. R. TUCKER, *Some mathematical notes on three-mode factor analysis*, *Psychometrika*, 31 (1966), pp. 279–311.
- [29] F. VAN EEGHEM AND L. DE LATHAUWER, *Tensor similarity in chemometrics*, in *Comprehensive Chemometrics (Second Edition)*, S. Brown, R. Tauler, and B. Walczak, eds., Oxford, 2020, Elsevier, pp. 337–354.
- [30] I. VAN MECHELEN AND A. K. SMILDE, *A generic linked-mode decomposition model for data fusion*, *Chemometrics and Intelligent Laboratory Systems*, 104 (2010), pp. 83–94. OMICS.
- [31] W. WEI, H. ZHANG, X. YANG, AND X. CHEN, *Randomized generalized singular value decomposition*, *Commun. Appl. Math. Comput.*, 3 (2021), pp. 137–156.
- [32] D. P. WOODRUFF, *Sketching as a tool for numerical linear algebra*, *Found. Trends Theor. Comput. Sci.*, 10 (2014), p. 1–157.
- [33] X. XIAO AND Y. ZHOU, *Two-dimensional quaternion pca and sparse pca*, *IEEE transactions on neural networks and learning systems*, 30 (2018), pp. 2028–2042.
- [34] S. YAN, L. LI, D. HORNER, P. EBRAHIMI, B. CHAWES, L. DRAGSTED, M. RASMUSSEN, A. SMILDE, AND E. ACAR ATAMAN, *Characterizing human postprandial metabolic response using multiway data analysis*, *Metabolomics*, 20 (2024).

- [35] J. YANG, D. ZHANG, A. F. FRANGI, AND J.-Y. YANG, *Two-dimensional pca: a new approach to appearance-based face representation and recognition*, IEEE transactions on pattern analysis and machine intelligence, 26 (2004), pp. 131–137.