

MEMBERSHIP QUERIES FOR CONVEX FLOATING BODIES VIA HILBERT GEOMETRY

PURVI GUPTA AND ANANT NARAYANAN

ABSTRACT. We propose the convex floating body membership problem, which consists of efficiently determining when a query point $a \in \mathbb{R}^d$ belongs to the so-called ε -convex floating body of a given bounded convex domain $K \subset \mathbb{R}^d$. We consider this problem in an approximate setting, i.e., given a parameter $\delta > 0$, the query can be answered either way if the Hilbert distance in K of a from the boundary of a relatively-scaled ε -convex floating body is less than δ . We present a data structure for this problem that has storage size $O(\delta^{-d}\varepsilon^{-(d-1)/2})$ and achieves query time of $O(\delta^{-1} \ln 1/\varepsilon)$. Our construction is motivated by a recent work of Abdelkader and Mount on APM queries, and relies on a comparison of convex floating bodies with balls in the Hilbert metric on K .

1. INTRODUCTION

The problem of testing membership in convex bodies, especially polytopes, has been studied extensively (see [1, 2, 4–8, 10, 16]), and has many applications. In this paper, we consider the problem of querying from a convex floating body of a given bounded convex domain in \mathbb{R}^d , $d \geq 2$. See the Sections 1.1 and 1.2 for the definition and relevance of convex floating bodies. Given a bounded convex domain $K \subset \mathbb{R}^d$ and an $\varepsilon > 0$, let K_ε denote the ε -convex floating body (ε -CFB) of K . We consider the approximate membership query, which given a query point $a \in \mathbb{R}^d$, asserts that $a \in K_\varepsilon$, or asserts that $a \notin K$. Since the Hausdorff distance between K_ε and K may be as large as $\Omega(\varepsilon^{1/d})$, we consider a refined membership problem where the region of ambiguity is smaller, and is measured in terms of the (affine-invariant) Hilbert metric on K ; see Section 1.3 for the precise query problem. As far as we know, data structures for this problem have not been considered in the literature. It is shown in [21] that there exists a polytope P with at most $O(\varepsilon^{-(d-1)/(d+1)})$ facets such that $K_\varepsilon \subset P \subset K$. Using halfspace querying, this gives a data structure with space and query time of $O(\varepsilon^{-(d-1)/(d+1)})$. Motivated by the algorithm of Abdelkader and Mount in [2], we construct a data structure to answer approximate membership queries for *relative* ε -CFBs with storage space $O(\varepsilon^{-(d-1)/2})$ and query time $O(\ln 1/\varepsilon)$. We do not cover the question of pre-processing time in this paper.

1.1. Convex floating bodies. Given a bounded convex domain $K \subset \mathbb{R}^d$ and a parameter $\varepsilon > 0$, the ε -convex floating body (ε -CFB) K_ε of K is the convex set given by the intersection of all the closed halfspaces of \mathbb{R}^d that cut off a set of volume ε from K . Convex floating bodies have appeared extensively in the literature; see [18, 26] and the references therein. In [9], Bárány and Larman show that if $K(n)$ is the convex hull of n random points chosen independently according to the uniform distribution on K , then $\mathbb{E}[\text{vol}(K \setminus K(n))] = \Theta(\text{vol}(K \setminus K_{1/n}))$. Moreover, they show that there is an ε_0 depending on K , such that for $\varepsilon < \varepsilon_0$, $\Omega\left(\varepsilon (\ln 1/\varepsilon)^{d-1}\right) \leq \text{vol}(K \setminus K_\varepsilon) \leq O(\varepsilon^{2/(d+1)})$. The upper bound is attained when K is smooth, and the lower bound is attained by polytopes. In fact, Schütt and Werner [22] show that there is a constant $c_d > 0$ such that

$$\lim_{\varepsilon \rightarrow 0} c_d \frac{\text{vol}(K \setminus K_\varepsilon)}{\varepsilon^{\frac{2}{d+1}}} = \text{as}(K),$$

where $\text{as}(K)$ is the affine surface area measure of K ; see [20]. If K is \mathcal{C}^2 -smooth, then $\text{as}(K) > 0$. If K is a polytope, then $\text{as}(K) = 0$, and Schütt shows in [19] that

$$\lim_{\varepsilon \rightarrow 0} \frac{\text{vol}(K \setminus K_\varepsilon)}{\varepsilon (\ln \frac{1}{\varepsilon})^{d-1}} = \frac{|\text{Flags}(K)|}{d!d^{d-1}},$$

where $|\text{Flags}(K)|$ denotes the total number of complete flags of K , i.e., ordered sequences (F_0, \dots, F_d) of faces $F_0 \subset \dots \subset F_d$ of K with each F_j being a j -dimensional face of K . On the other hand, the asymptotic behaviour of the Busemann volume of Hilbert metric balls in K is also determined by the total number of complete flags of K ; see [25] and [13]. This motivates us to compare convex floating bodies with Hilbert metric balls in K ; see Theorem 1.2 below.

1.2. Connection to Tukey depth and quantiles of distributions. Convex floating bodies have also appeared in the study of the shape and statistics of large multi-variate datasets; see [18]. Given a random vector $X \in \mathbb{R}^d$ with probability distribution μ , and some parameter $q \in (0, 1)$, the q -quantile $Q_q(\mu, \theta)$ of μ along the direction $\theta \in \mathbb{S}^{d-1}$ is the q -quantile of the marginal $\langle X, \theta \rangle$. That is, $Q_q(\mu, \theta) = \inf\{t : \mathbb{P}(\langle X, \theta \rangle \leq t) \geq q\}$. The q -floating body of μ is the set

$$F_q(\mu) = \bigcap_{\theta \in \mathbb{S}^{d-1}} \{x \in \mathbb{R}^d : \langle x, \theta \rangle \leq Q_q(\mu, \theta)\}.$$

Alternately, this set also coincides with set of points of Tukey depth at least $1 - q$, and is referred to as a *depth-trimmed region* or *central region* of the probability distribution μ . When μ is the uniform measure supported on a bounded convex domain K , then $F_q(\mu)$ coincides with the $(1 - q)$ -CFB of K . The convergence of $F_q(\mu_n)$ to $F_q(\mu)$, where μ_n is the empirical distribution

corresponding to μ , is studied in [11,12,15]; also see the references therein. Given a fixed sample of μ , a membership oracle for $F_q(\mu)$ that answers queries to within a given tolerance level is given in [3], but it uses the polar body of the convex floating body.

1.3. Querying from convex floating bodies. Given a bounded convex domain $K \subset \mathbb{R}^d$, a convex subset $A \subset K$ and $\delta > 0$, we define the *Hilbert outer parallel body* A^δ as the set

$$A^\delta = \{x \in K : d_K(x, y) < \delta \text{ for some } y \in A\}.$$

Here, d_K denotes the Hilbert metric on K ; see Section 1.4 for the definition. Let J_K denote the inner John ellipsoid of K . Set $v(K) = \text{vol}(J_K)$. Let $\varepsilon \in (0, \text{vol}(K)/2)$ be sufficiently small such that $K_\varepsilon \neq \emptyset$. Let $\delta \in (0, 1)$ be fixed. Given a query point $a \in \mathbb{R}^d$, define the δ -*approximate membership query for the relative ε -convex floating body* (δ -AMQ for the relative ε -CFB) as a query that yields a positive result if $a \in K_{\varepsilon v(K)}$, a negative result if $a \notin (K_{\varepsilon v(K)})^\delta$, and either result, otherwise. In particular, answering the δ -AMQ for the relative ε -CFB also answers the (coarser) query problem which gives a “yes” when $a \in K_{\varepsilon v(K)}$, a “no” when $a \notin K$, and either result, otherwise. The latter is referred to as the AMQ for the relative ε -CFB.

Theorem 1.1. *Given a bounded convex domain $K \subset \mathbb{R}^d$, $\delta \in (0, 1)$, and an $\varepsilon > 0$ sufficiently small such that $K_\varepsilon \neq \emptyset$, there exists a data structure of space $O(\delta^{-d}\varepsilon^{-(d-1)/2})$ that answers the δ -AMQ for the relative ε -CFB in $O(\delta^{-1} \ln 1/\varepsilon)$ time. In particular, there exists a data structure of space $O(\varepsilon^{-(d-1)/2})$ and query time $O(\ln 1/\varepsilon)$ for answering the AMQ for the relative ε -CFB. The constant factors in the space and query time depend only on d (not on K , ε , or δ).*

This result is entirely motivated by the work of Abdelkader and Mount in [2], where they consider the ε -approximate polytope membership (ε -APM) query which yields “yes” when the query point is in $K[\delta] = \{x \in K : \text{dist}(x, bK) > \delta \text{diam}(K)\}$, “no” when it is outside K , and may give either response otherwise. We compare our query problem to theirs in Section 1.5.

1.4. Convex floating bodies and the Hilbert metric. The proof of Theorem 1.1 relies on a comparison between the Hilbert metric balls and the convex floating bodies of K . The former are invariant under affine maps, whereas the latter satisfy a transformation rule under affine maps; see Lemma 2.1. We state this result separately, as it may be of independent interest.

Theorem 1.2. *Let $K \subset \mathbb{R}^d$ be a bounded convex domain, and $x \in K$. Suppose that $\mathbb{B}(x, r) \subset K \subset \mathbb{B}(x, R)$ for some $0 < r \leq R$. Let $\varepsilon \in (0, \text{vol}(K)/2)$ be sufficiently small such that $K_\varepsilon \neq \emptyset$. Then, the following holds.*

(i) If $x \in \text{int } K_\varepsilon$, then

$$B_K \left(x, \frac{1}{2d} \ln \frac{1}{\varepsilon} + \frac{1}{2d} \ln \frac{\omega_d r^{3d}}{2R^{2d}} \right) \subset K_\varepsilon \subset B_K \left(x, \frac{1}{2} \ln \frac{1}{\varepsilon} + \frac{1}{2} \ln \frac{d2^d R^{d+1}(r+R)}{\sqrt{3}r^2} \right), \quad (1.1)$$

where the left-hand side is nonempty only when $\varepsilon < (r/R)^{2d} r^d \omega_d / 2$.

(ii) There exists a constant ν , depending only on r, R and d , and a point $x_\varepsilon \in K_\varepsilon$ such that,

$$K_\varepsilon \subset B_K \left(x_\varepsilon, \frac{1}{2} \ln \frac{1}{\varepsilon} + \nu \right). \quad (1.2)$$

Note that since $\mathbb{B}(x, r) \subset K$ in the hypothesis above, every hyperplane through x necessarily cuts off a cap of volume at least $r^d \omega_d / 2$ from K . Thus, (1.1) always holds if $0 < \varepsilon < r^d \omega_d / 2$. We comment on the sharpness of (1.1) in Section 1.5.

1.5. Some remarks. We gather some remarks on Theorems 1.1 and 1.2 here.

- (1) The constant $v(K)$ in our query problem plays the same role as $\text{diam}(K)$ in ε -APM queries.
- (2) By Lemma 4.1, we may assume that K is in canonical form. Then, by (3.4) and (2.3), $K_\varepsilon \subset K[(\sqrt{3}/2d^3)\varepsilon]$. Thus, the data structure constructed in [2] answers the AMQ for the ε -CFB of K , and has the same storage space and query time as the one given by Theorem 1.1. However, the Hilbert distance between K_ε and the smallest $K[\sigma]$ containing K_ε is positive, in general. Thus, for every ε for which $o \in \text{int } K_\varepsilon$, there is some $\delta > 0$ for which the data structure constructed in [2] does not answer the δ -AMQ for the relative ε -CFB for all convex bodies.
- (3) Let K be the unit Euclidean ball in \mathbb{R}^d . The data structure for answering the ε -APM query constructed in [2] has size $\Theta(\text{vol}_K B_K(o, \frac{1}{2} \ln \frac{1}{\varepsilon})) = \Theta(\varepsilon^{-(d-1)/2})$. Note that $K_\varepsilon = K[c_d \varepsilon^{2/(d+1)}]$, for some $c_d > 0$. Thus, in this case, the AMQ for the relative ε -CFB coincides (up to a constant factor) with the $(\varepsilon^{2/(d+1)})$ -APM query. Moreover, our data structure coincides with the one constructed in [2]. Therefore, it has size $\Theta(\varepsilon^{-(d-1)/(d+1)})$. In fact, we do not have any example of a convex domain K where the data structure given by Theorem 1.1 must be of size $\Omega(\varepsilon^{-(d-1)/2})$, and we suspect that our upper bound is not sharp.
- (4) Let \mathcal{P}_m denote the class of polytopes in \mathbb{R}^d whose total number of complete flags is bounded above by a fixed number m . Then, if $K \in \mathcal{P}_m$ is in canonical form, $\text{vol}_K B_K(o, R) = O(R^d)$ for all $R > 0$, where the constants only depend on m and d ; see [25, Theorem 19]. By the proof of Theorem 1.2 (ii), there is an $\varepsilon_d > 0$ such that

x_ε in Lemma 4.2 can be chosen to be o for all $\varepsilon < \varepsilon_d$. Thus, the data structure given by Theorem 1.1 has storage size at most $c_{m,d}(\ln 1/\varepsilon)^d$ for all $\varepsilon < \varepsilon_d$ and some $c_{m,d} > 0$, depending only on m and d .

- (5) Owing to the relationship between Hilbert metric balls and dilates of K (see Lemma 2.2), Theorem 1.2 (i) reduces to a relationship between K_ε and appropriate dilates of K . This is obtained in (3.7) in the special case where $x = o$, $r = \gamma \in (0, 1/2]$, and $R = 1/2$. The containments in (3.7) (and, therefore, in (1.1)) are sharp in the order of ε . For instance, consider the d -dimensional cube $K = (-\frac{1}{2}, \frac{1}{2})^d$. Since K is centrally-symmetric, its convex floating bodies coincide with its (Dupin) floating bodies; see [17]. Thus, for $\varepsilon \in (0, 1/2)$, the centroid of the base of every cap of volume ε is an element of bK_ε . The hyperplanes

$$\begin{aligned} H_1 &= \left\{ (x_1, \dots, x_d) \in \mathbb{R}^d : x_d = \frac{1}{2} - \varepsilon \right\}, \\ H_2 &= \left\{ (x_1, \dots, x_d) \in \mathbb{R}^d : x_1 + \dots + x_d = \frac{d}{2} - (d!\varepsilon)^{1/d} \right\} \end{aligned}$$

cut off caps of volume ε from K , and have centroids $(0, \dots, 0, 1/2 - \varepsilon)$ and $(x(\varepsilon), \dots, x(\varepsilon))$ with $x(\varepsilon) = 1/2 - (d!\varepsilon)^{1/d}/d$, respectively. From this, it follows that if $(1 - \phi_\varepsilon)K \subset K_\varepsilon \subset (1 - \varphi_\varepsilon)K$, then φ_ε cannot be larger than 2ε and ϕ_ε cannot be smaller than $2(d!\varepsilon)^{1/d}/d$.

2. PRELIMINARIES

We collect some preliminary results and observations in this section. First, some notation. We use standard asymptotic notation throughout to absorb constant factors (depending only on the dimension d , unless stated otherwise). For instance, we say that a real-valued function f of $x \in A \subset \mathbb{R}$ is $O(x)$ if $f(x) \leq cx$ for all $x \in A$, where $c > 0$ is a constant. We use “ \ln ” to denote the base- e logarithm.

Throughout this paper, o denotes the origin in \mathbb{R}^d , $\mathbb{B}(x, r)$ denotes the open Euclidean ball of radius $r > 0$ centered at $x \in \mathbb{R}^d$, vol denotes the Lebesgue measure on \mathbb{R}^d , and ω_d denotes the Lebesgue volume of the unit ball in \mathbb{R}^d . For $A \subset \mathbb{R}^d$, let $|A|$ denote its cardinality.

Let $K \subset \mathbb{R}^d$ be a bounded convex domain, i.e. a bounded convex open set. For $p, q \in K$, let $a, b \in bK$ denote the points where the line joining p and q meets bK so that a, p, q and b are in consecutive order. Then, the *Hilbert metric* is given by

$$d_K(p, q) = \frac{1}{2} \ln \frac{\|q - a\| \|p - b\|}{\|p - a\| \|q - b\|}.$$

Assume $o \in K$. For any $x \in K$,

- $\text{ray}(x) = \|x - p\|$, where $p \in bK$ is the point where the ray from o to x meets bK ,
- $\delta(x)$ is the Euclidean distance of x from bK ,
- $B_K(x, r)$ is the open ball $\{y \in K : d_K(x, y) < r\}$ if $r > 0$, and the empty set if $r \leq 0$,
- vol_K is the Busemann volume, i.e., the Hausdorff measure associated with (K, d_K) ,
- λK is the dilate $\{\lambda y : y \in K\}$ if $\lambda > 0$, and the empty set if $\lambda \leq 0$,
- $M^\lambda(x) = x + \lambda((K - x) \cap (x - K))$, $\lambda > 0$, is the λ -Macbeath region at x ,
- $E^\lambda(x)$ is the λ -Macbeath ellipsoid at x , i.e., the (open) ellipsoid of maximal volume contained in $M^\lambda(x)$,
- K is said to be in canonical form if its inner John ellipsoid is $\mathbb{B}(o, 1/(2d))$.

We note some useful features of convex floating bodies.

Lemma 2.1. *Let $K \subset \mathbb{R}^d$ be a convex domain. Let $\varepsilon > 0$. Then, the following are true.*

- (a) *For any affine transformation $A : \mathbb{R}^d \rightarrow \mathbb{R}^d$, $A(K_\varepsilon) = (AK)_{\varepsilon|\det A|}$.*
- (b) *Through every point of bK_ε , there is at least one supporting hyperplane H of K_ε that cuts off a set of volume ε from K . Moreover, the hyperplane H touches K_ε in exactly one point, which is the barycenter of $H \cap K$.*

See [23, Lemma 2] for a proof of (b). In the rest of this section, we assume that the convex domain K satisfies

$$\mathbb{B}(o, \gamma) \subset K \subset \mathbb{B}(o, 1/2), \quad (2.1)$$

where $0 < \gamma \leq 1/2$ is a fixed constant. The following result is stated in [25] in terms of so-called asymptotic balls, but it can be paraphrased in terms of dilates of K .

Lemma 2.2 ([25, Lemma 11]). *For any real R ,*

$$B_K(o, R) \subset (1 - e^{-2R})K \subset B_K\left(o, R + \frac{1}{2} \ln\left(1 + \frac{1}{2\gamma}\right)\right).$$

A *cap* C of K is any nonempty intersection of K with a halfspace H . Let h denote the hyperplane bounding H . The *base* of C is the set $h \cap K$. The *apex* of C is any point on $bC \cap bK$ such that a supporting hyperplane of K at this point is parallel to h . The *width* of C is the distance between h and this supporting hyperplane. The next result follows by slightly modifying the proof of [5, Lemma 4.2].

Lemma 2.3 ([5, Lemma 4.2]). *For any point $x \in K$,*

$$\text{ray}(x) \leq \frac{1}{2\gamma} \delta(x).$$

The next result is a combination of results from [25] and [8], but we include a proof for the sake of completeness.

Lemma 2.4. *Let C be a cap of K and let x denote the centroid of the base of C . Suppose $o \notin C$. Then,*

$$\frac{\sqrt{3}\gamma}{d} \text{vol}(C) < \text{ray}(x) \leq \left(\frac{2}{\omega_d}\right)^{1/d} \frac{\text{vol}(C)^{1/d}}{4\gamma^2}. \quad (2.2)$$

Proof. This is trivial to see when $d = 1$. Say $d \geq 2$. Let w and z denote the width and apex of the cap C , respectively. Let h denote the hyperplane passing through the base of C and let h' denote the supporting hyperplane of K at z , which is parallel to h . We claim that

$$\frac{\sqrt{3}\gamma}{d} w \leq \text{ray}(x) \leq \frac{1}{2\gamma} w. \quad (2.3)$$

Assuming (2.3), we complete the proof of (2.2). Let v denote the point where the ray oz intersects the base of the cap C . Then $\text{ray}(v) \geq w$. By Lemma 2.3, we have that $\delta(v) \geq 2\gamma \text{ray}(v) \geq 2\gamma w$. It follows that

$$\text{vol}(C) \geq \frac{1}{2} \text{vol}(\mathbb{B}(v, \delta(v))) = 2^{d-1} \omega_d \gamma^d w^d. \quad (2.4)$$

Next, without loss of generality, let h' be parallel to $\{(t_1, \dots, t_d) \in \mathbb{R}^d : t_d = 0\}$. Consider the d -dimensional cube $P = (-\frac{1}{2}, \frac{1}{2})^d$. The cap C is strictly contained in the slab S of P , of height w , bounded by h and h' . Thus,

$$\text{vol}(C) < \text{vol}(S) = w. \quad (2.5)$$

Combining (2.3), (2.4), and (2.5), we get the result.

We now prove (2.3). Let a and b denote the points of intersection of the ray ox with bK and h' , respectively. Since $o \notin C$, the order of these points along the ray is (o, x, a, b) . Thus,

$$\frac{\text{ray}(x)}{\|a\|} = \frac{\|x - a\|}{\|a\|} \leq \frac{\|x - a\| + \|a - b\|}{\|a\| + \|a - b\|} = \frac{\|x - b\|}{\|b\|} = \frac{w}{\text{dist}(o, h')},$$

where the last equality follows from similarity of triangles. Owing to (2.1), $\|a\| > \gamma$ and $\text{dist}(o, h') < 1/2$. Thus, we obtain the upper bound in (2.3).

Next, consider a 2-plane Π containing the points o, x and z . The intersection of Π with $h \cap K$ is a line segment which intersects bK at, say p and q . Label them so that the ray ox

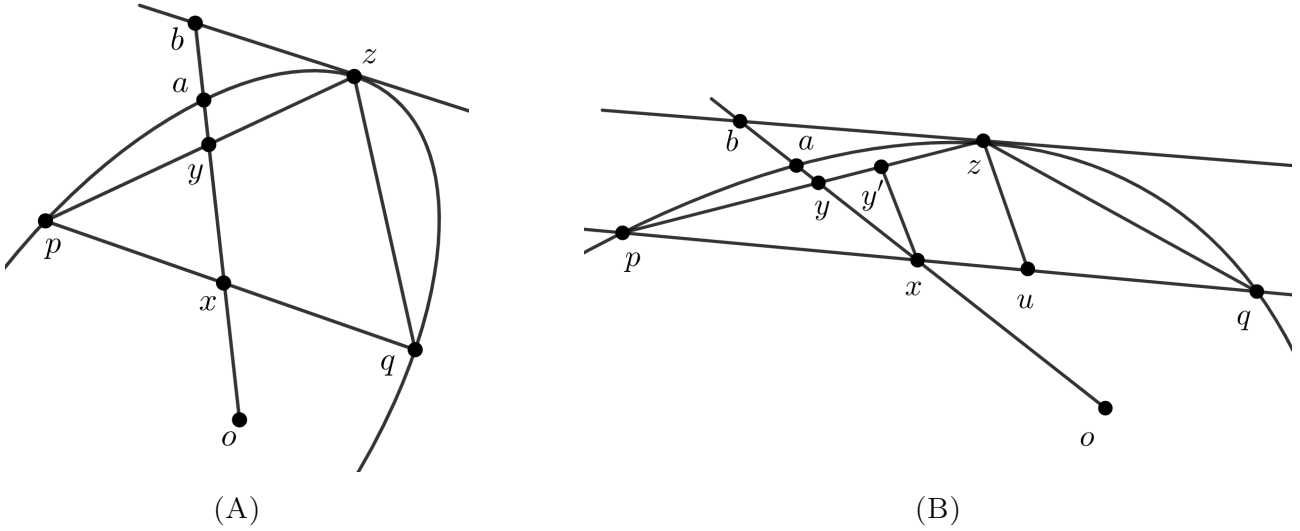


FIGURE 1. Proof of Lemma 2.4

intersects pz at a point y . Note that x is the centroid of $h \cap K$ and lies on the line segment pq . By applying [14, Theorem II] to the $(d-1)$ -dimensional convex body $h \cap K$, we obtain that

$$\frac{\|p-x\|}{\|p-q\|} \geq \frac{1}{d}. \quad (2.6)$$

Consider the case where $\angle pzq$ is acute; see Figure 1(A). Since $\mathbb{B}(o, \gamma) \subset K \subset \mathbb{B}(o, 1/2)$, $\angle pzq \geq 2 \arcsin \gamma$. Since $\angle pzq \in (0, \pi/2]$, we have that $\sin \angle pzq \geq \sin(2 \arcsin \gamma)$. Since z is the apex of C , $\|z-q\| \geq w$. By (2.6) and an application of the sine rule on Δpzq and Δpyx ,

$$\|y-x\| = \|z-q\| \frac{\|p-x\| \sin \angle pzq}{\|p-q\| \sin \angle pyx} \geq \frac{\sin(2 \arcsin \gamma)}{d} w = \frac{2\gamma \sqrt{1-\gamma^2}}{d} w \geq \frac{\sqrt{3}\gamma}{d} w. \quad (2.7)$$

Now, consider the case where $\angle pzq$ is not acute; see Figure 1(B). There is a point u on the segment pq such that $\angle pzu = \pi/2$. Drop a perpendicular from x on the segment pz to get a point y' such that $\angle py'x = \pi/2$. By (2.6) and the similarity of $\Delta py'x$ and Δpzu ,

$$\|y-x\| \geq \|y'-x\| = \frac{\|p-x\|}{\|p-u\|} \|z-u\| \geq \frac{\|p-x\|}{\|p-q\|} \|z-u\| \geq \frac{1}{d} w. \quad (2.8)$$

By (2.7) and (2.8), and the fact that $\text{ray}(x) \geq \|y-x\|$, we obtain the lower bound in (2.3). \square

The following two results are from [2].

Lemma 2.5 ([2, Corollary 2.1]). *Let $x \in K$ and $0 \leq \sigma < 1$ be fixed. Then,*

$$B_K \left(x, \frac{1}{2} \ln \left(1 + \frac{\sigma}{\sqrt{d}} \right) \right) \subset E^\sigma(x) \subset B_K \left(x, \frac{1}{2} \ln \frac{1+\sigma}{1-\sigma} \right).$$

Lemma 2.6 ([2, Corollary 3.1]). *Let $0 < \lambda < 1$ be fixed. If $x, y \in K$ such that $E^\lambda(x) \cap E^\lambda(y) \neq \emptyset$, then for any $\alpha \geq 0$ and $\beta = \frac{2+\alpha(1+\lambda)}{1-\lambda} \sqrt{d}$,*

$$E^{\alpha\lambda}(y) \subset E^{\beta\lambda}(x).$$

3. PROOF OF THEOREM 1.2

Let $0 < \gamma \leq 1/2$. We claim that it suffices to prove the following when $\mathbb{B}(o, \gamma) \subset K \subset \mathbb{B}(o, 1/2)$, and $\varepsilon \in (0, \text{vol}(K)/2)$ is sufficiently small so that $K_\varepsilon \neq \emptyset$.

(a) If $o \in \text{int } K_\varepsilon$, then

$$B_K \left(o, \frac{1}{2d} \ln \frac{1}{\varepsilon} + p \right) \subset K_\varepsilon \subset B_K \left(o, \frac{1}{2} \ln \frac{1}{\varepsilon} + q \right), \quad (3.1)$$

where $p = \frac{1}{2d} \ln(2^{2d-1} \gamma^{3d} \omega_d)$ and $q = \frac{1}{2} \ln \frac{d(2\gamma+1)}{4\sqrt{3}\gamma^2} > 0$, and the left-hand side is nonempty only when $\varepsilon < (2\gamma)^{2d} \gamma^d \omega_d / 2$.

(b) There exists a constant $\theta > 0$, depending on γ and d , and a point $\tilde{x}_\varepsilon \in K_\varepsilon$ such that,

$$K_\varepsilon \subset B_K \left(\tilde{x}_\varepsilon, \frac{1}{2} \ln \frac{1}{\varepsilon} + \theta \right). \quad (3.2)$$

To see this, consider the affine map T given by

$$T(y) = \frac{1}{2R}(y - x), \quad y \in \mathbb{R}^d.$$

Then, $\mathbb{B}(o, \gamma) \subset T(K) \subset \mathbb{B}(o, 1/2)$ with $\gamma = r/(2R)$. Since $o \in \text{int } T(K)_{\varepsilon|\det T|}$, by (3.1),

$$B_{T(K)} \left(o, \frac{1}{2d} \ln \frac{1}{\varepsilon|\det T|} + p \right) \subset T(K)_{\varepsilon|\det T|} \subset B_{T(K)} \left(o, \frac{1}{2} \ln \frac{1}{\varepsilon|\det T|} + q \right),$$

where the left-hand side is nonempty only when $\varepsilon < \omega_d r^{3d} (2^{d+1} R^{3d} |\det T|)^{-1}$.

Using the fact that affine transformations are isometries for the Hilbert metric, Lemma 2.1.a, and that $|\det T| = 1/(2R)^d$, we have that

$$B_K \left(x, \frac{1}{2d} \ln \frac{1}{\varepsilon} + a \right) \subset K_\varepsilon \subset B_K \left(x, \frac{1}{2} \ln \frac{1}{\varepsilon} + b \right), \quad (3.3)$$

where $a = p + \frac{1}{2} \ln 2R = \frac{1}{2d} \ln \frac{\omega_d r^{3d}}{2R^{2d}}$ and $b = q + \frac{d}{2} \ln 2R = \frac{1}{2} \ln \frac{d2^d R^{d+1}(r+R)}{\sqrt{3}r^2}$. Moreover, the left-hand side is nonempty only when $\varepsilon < (r/R)^{2d} r^d \omega_d / 2$. Similarly, (3.2) yields that

$$K_\varepsilon \subset B_K \left(x_\varepsilon, \frac{1}{2} \ln \frac{1}{\varepsilon} + \nu \right),$$

where $x_\varepsilon = T^{-1}(\tilde{x}_\varepsilon)$, and $\nu = \theta + \frac{d}{2} \ln 2R$. Thus, it suffices to consider the special case when $\mathbb{B}(o, \gamma) \subset K \subset \mathbb{B}(o, 1/2)$.

To prove (3.1), let $\varepsilon \in (0, \text{vol}(K)/2)$ be such that $o \in \text{int } K_\varepsilon$. Let $z \in bK_\varepsilon$ be a fixed point. Then, by Lemma 2.1.b, there is a supporting hyperplane of K_ε at z such that the cap of K , say C , cut off by this hyperplane, has volume ε . Moreover, z is the centroid of the base of the cap C . Since $o \in \text{int } K_\varepsilon$, $o \notin C$. By Lemma 2.4,

$$\eta\varepsilon < \text{ray}(z) \leq \zeta\varepsilon^{1/d}, \quad (3.4)$$

where $\eta = \frac{\sqrt{3}\gamma}{d}$ and $\zeta = \frac{1}{4\gamma^2} \left(\frac{2}{\omega_d} \right)^{1/d}$. Now, let $\phi_\varepsilon, \varphi_\varepsilon > 0$ be such that $(1 - \phi_\varepsilon)K \subset K_\varepsilon \subset (1 - \varphi_\varepsilon)K$. We show that this relation holds when

$$\varphi_\varepsilon \leq 2\eta\varepsilon, \quad (3.5)$$

$$\phi_\varepsilon \geq \frac{\zeta}{\gamma} \varepsilon^{1/d}, \quad (3.6)$$

where, note that $2\eta\varepsilon < 2\text{ray}(z) < 1$, because $K \subset \mathbb{B}(o, 1/2)$. Thus, we obtain that

$$\left(1 - \frac{\zeta}{\gamma} \varepsilon^{1/d} \right) K \subset K_\varepsilon \subset (1 - 2\eta\varepsilon)K, \quad (3.7)$$

which, by Lemma 2.2, gives that

$$B_K \left(o, \frac{1}{2d} \ln \frac{1}{\varepsilon} + p \right) \subset K_\varepsilon \subset B_K \left(o, \frac{1}{2} \ln \frac{1}{\varepsilon} + q \right),$$

where $p = \frac{1}{2} \ln \frac{\gamma}{\zeta} = \frac{1}{2d} \ln \frac{4^d \gamma^{3d} \omega_d}{2}$ and $q = \frac{1}{2} \ln \left(\frac{2\gamma+1}{4\eta\gamma} \right) = \frac{1}{2} \ln \frac{d(2\gamma+1)}{4\sqrt{3}\gamma^2} > 0$, and the left-hand side is nonempty only when $\varepsilon < (2\gamma)^{2d} \gamma^d \omega_d / 2$.

To establish (3.5), suppose that for $0 < t_\varepsilon < 1$, we have $K_\varepsilon \not\subset (1 - t_\varepsilon)K$. Then, there exists $y_\varepsilon \in bK_\varepsilon$ such that $y_\varepsilon \notin (1 - t_\varepsilon)K$. Let $y \in bK$ denote the point where the ray from the origin o to y_ε intersects bK ; see Figure 2(A). Then,

$$(1 - t_\varepsilon)\|y\| \leq \|y_\varepsilon\| = \|y\| - \text{ray}(y_\varepsilon).$$

Since $K \subset \mathbb{B}(o, 1/2)$, by (3.3),

$$1 - t_\varepsilon < 1 - 2\eta\varepsilon \implies t_\varepsilon > 2\eta\varepsilon.$$

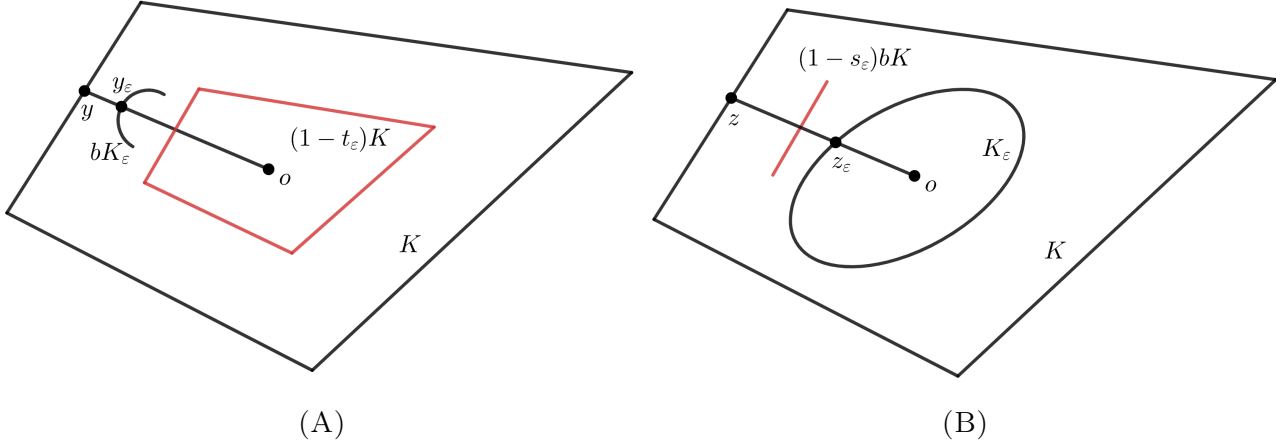


FIGURE 2. Proof of Theorem 1.2

This yields (3.5). Next, in a similar way, we establish (3.6). Suppose that for $0 < s_\varepsilon < 1$, we have $(1 - s_\varepsilon)K \not\subset K_\varepsilon$. Then, there exists $z \in bK$ such that $(1 - s_\varepsilon)z \notin K_\varepsilon$. Let $z_\varepsilon \in bK_\varepsilon$ denote the point where the ray from the origin o to z intersects bK_ε ; see Figure 2(B). Then,

$$(1 - s_\varepsilon)\|z\| > \|z_\varepsilon\| = \|z\| - \text{ray}(z_\varepsilon).$$

Since $\mathbb{B}(o, \gamma) \subset K$, by (3.3),

$$1 - s_\varepsilon > 1 - \frac{\zeta \varepsilon^{1/d}}{\gamma} \implies s_\varepsilon < \frac{\zeta \varepsilon^{1/d}}{\gamma}$$

This yields (3.6). The proof of (1.1) is now complete.

To prove (3.2), first note that any hyperplane through o cuts off a cap of volume at least $\gamma^d \omega_d / 2$ from K . Thus, $o \in \text{int } K_\varepsilon$ for $0 < \varepsilon < \gamma^d \omega_d / 2$. By (3.1),

$$K_\varepsilon \subset B_K \left(\tilde{x}_\varepsilon, \frac{1}{2} \ln \frac{1}{\varepsilon} + q \right), \quad 0 < \varepsilon < \gamma^d \omega_d / 2,$$

where $\tilde{x}_\varepsilon = o$.

Next, consider $\varepsilon \geq \gamma^d \omega_d / 2$ such that $K_\varepsilon \neq \emptyset$. Suppose $\text{int } K_\varepsilon \neq \emptyset$. Fix an $\tilde{x}_\varepsilon \in \text{int } K_\varepsilon$. Let $\tilde{x}'_\varepsilon \in bK_\varepsilon$ be the point where the ray from o to \tilde{x}_ε intersects bK_ε , so that the order of the points is $o, \tilde{x}_\varepsilon, \tilde{x}'_\varepsilon$. By Lemma 2.1, there is a cap C' of K , of volume ε , cut off by a supporting hyperplane of K_ε at \tilde{x}'_ε . Since $o \notin C'$, by Lemma 2.4, we have that $\text{ray}(\tilde{x}_\varepsilon) > \text{ray}(\tilde{x}'_\varepsilon) > \eta\varepsilon$. Since $\mathbb{B}(o, \gamma) \subset K \subset \mathbb{B}(o, 1/2)$, by Lemma 2.3,

$$\delta(\tilde{x}_\varepsilon) \geq 2\gamma \text{ray}(\tilde{x}_\varepsilon) > 2\gamma\eta\varepsilon \geq \frac{\sqrt{3}}{d} \gamma^{d+2} \omega_d.$$

It follows that $\mathbb{B}\left(\tilde{x}_\varepsilon, \frac{\sqrt{3}}{d}\gamma^{d+2}\omega_d\right) \subset K \subset \mathbb{B}(\tilde{x}_\varepsilon, 1)$. Thus,

$$K_\varepsilon \subset B_K\left(\tilde{x}_\varepsilon, \frac{1}{2}\ln\frac{1}{\varepsilon} + q'\right),$$

where $q' > 0$ is obtained from (1.1) by setting $x = \tilde{x}_\varepsilon$, $r = \frac{\sqrt{3}}{d}\gamma^{d+2}\omega_d$ and $R = 1$. Then, any choice of $\theta \geq \max\{q, q'\}$ yields (3.2) in the case when $\text{int } K_\varepsilon \neq \emptyset$. We may choose, for instance, $\theta = (d/\gamma)^3$. Finally, if $\text{int } K_\varepsilon = \emptyset$, then K_ε is a singleton $\{u\}$. In this case, set $\tilde{x}_\varepsilon = u$. Since $0 < \varepsilon < \text{vol}(K)/2 < 1$ and $\theta > 0$,

$$K_\varepsilon \subset B_K\left(\tilde{x}_\varepsilon, \frac{1}{2}\ln\frac{1}{\varepsilon} + \theta\right).$$

This yields (3.2) and completes the proof of (1.2), and indeed that of Theorem 1.2.

Remark. In [27], an analogue of (3.7) is obtained for any centrally-symmetric strongly convex bounded domain $K \subset \mathbb{R}^d$, where it is shown that there exist constants $0 < c_K \leq C_K$ such that

$$(1 - C_K\varepsilon^{2/(d+1)})K \subset K_\varepsilon \subset (1 - c_K\varepsilon^{2/(d+1)})K,$$

for sufficiently small $\varepsilon > 0$. Thus, by Lemma 2.2, there exist $0 < a_K \leq b_K$ such that

$$B_K\left(o, \frac{1}{d+1}\ln\frac{1}{\varepsilon} + a_K\right) \subset K_\varepsilon \subset B_K\left(o, \frac{1}{d+1}\ln\frac{1}{\varepsilon} + b_K\right), \quad (3.8)$$

for sufficiently small $\varepsilon > 0$.

4. PROOF OF THEOREM 1.1

The following result allows us to assume that the underlying convex domain is in canonical form, and we query approximate membership from its ε -CFB. Since $d \geq 2$ is fixed, the factor $\omega_d(2d)^{-d}$ only affects the constants in the storage size and query time. The result is a consequence of John's theorem and Lemma 2.1(a).

Lemma 4.1. *Let $K \subset \mathbb{R}^d$ be a bounded convex domain. There exists a non-singular affine transformation T such that $T(K)$ is in canonical form. Furthermore, if $a \in K_{\varepsilon\nu(K)}$, then $T(a) \in T(K)_{\varepsilon\omega_d(2d)^{-d}}$, and if $a \notin (K_{\varepsilon\nu(K)})^\delta$, then $T(a) \notin (T(K)_{\varepsilon\omega_d(2d)^{-d}})^\delta$.*

In the rest of this section, we assume that $K \subset \mathbb{R}^d$ is a convex domain in canonical form, $\varepsilon \in (0, \text{vol}(K)/2)$ is sufficiently small such that $K_\varepsilon \neq \emptyset$, and $\delta \in (0, 1)$ is fixed.

4.1. Description of the algorithm. Given constants $\lambda_p, \lambda_c > 0$, and a point $x \in K$, define $E_p(x) = E^{\lambda_p}(x)$ and $E_c(x) = E^{\lambda_c}(x)$. A (λ_p, λ_c) -*Delone set*, or simply, a *Delone set* in K_ε is a set of points $X = X(\varepsilon, \lambda_p, \lambda_c) \subset K_\varepsilon$ such that the following hold.

- (1) X is λ_p -*packing*, i.e., $E_p(x) \cap E_p(y) = \emptyset$ for distinct points $x, y \in X$, and for any $w \in K_\varepsilon$, there exists $z \in X$ such that $E_p(w) \cap E_p(z) \neq \emptyset$.
- (2) X is λ_c -*covering*, i.e.,

$$K_\varepsilon \subset \bigcup_{x \in X} E_c(x) \subset K.$$

The collections $\{E_p(x) : x \in X\}$ and $\{E_c(x) : x \in X\}$ will be referred to as the set of packing ellipsoids and covering ellipsoids, respectively, of X .

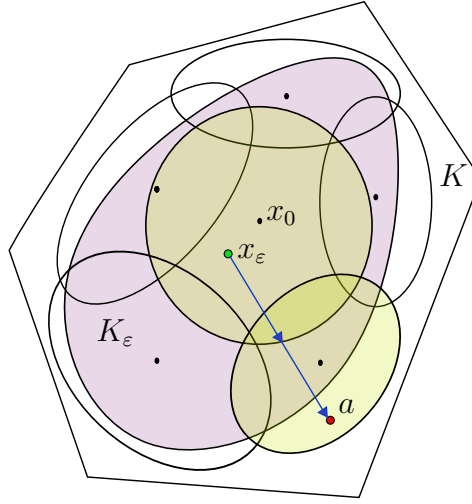


FIGURE 3. Search procedure for answering the δ -AMQ for the ε -CFB.

We will show that if we choose constants $\lambda_p, \lambda_c \in (0, 1)$ such that

$$\frac{3 + \lambda_p}{1 - \lambda_p} \sqrt{d} \lambda_p < \lambda_c \leq \frac{e^{2\delta} - 1}{e^{2\delta} + 1}, \quad (4.1)$$

then there is a (λ_p, λ_c) -Delone set X in K_ε such that

$$\bigcup_{x \in X} E_c(x) \subset (K_\varepsilon)^\delta. \quad (4.2)$$

The data structure is based on one such Delone set $X_{\varepsilon, \delta}$ in K_ε , to be described later. It consists of the intersection graph of the covering ellipsoids $\{E_c(x) : x \in X_{\varepsilon, \delta}\}$. Denote the graph by

$G_{\varepsilon, \delta}$. Let $x_\varepsilon \in K_\varepsilon$ be the point granted by (3.2) when $\gamma = 1/(2d)$. Let $x_0 \in X_{\varepsilon, \delta}$ be such that $x_\varepsilon \in E_c(x_0)$. To answer the δ -AMQ for the ε -CFB for a point $a \in \mathbb{R}^d$, we walk along the ray starting at x_ε and passing through a ; see Figure 3. We start by setting $x \leftarrow x_0$. If $a \in E_c(x)$, by (4.2), we know that $a \in (K_\varepsilon)^\delta$, and it is safe to answer “yes.” Otherwise, we inspect the vertices adjacent to x in $G_{\varepsilon, \delta}$. If it is impossible to travel along the ray by passing through one of the covering ellipsoids associated with these vertices, then we stop and report “no.” Otherwise, we determine the vertex y adjacent to x in $G_{\varepsilon, \delta}$ for which the ray can travel the farthest through $E_c(y)$. We set $x \leftarrow y$ and continue the search. We set the maximum number of iterations (equivalently, the maximum number of ellipsoids visited during the search) to $N_{\varepsilon, \delta} = d^{19} \delta^{-1} \ln 1/\varepsilon$. If the search procedure does not yield a conclusive result after $N_{\varepsilon, \delta}$ iterations, we terminate the search and report “no.” By (4.2), this procedure returns a negative result if $a \notin (K_\varepsilon)^\delta$. In the rest of this section, we show that the algorithm returns a “yes” if $a \in K_\varepsilon$. Furthermore, we estimate the storage space of this data structure and the query time of the algorithm.

4.2. Construction of the Delone set. In this section, we construct the Delone set that will be the basis of our data structure, and estimate its size.

Lemma 4.2. *Let $\lambda_p, \lambda_c \in (0, 1)$ be such that (4.1) holds. Let $X \subset K_\varepsilon$ be λ_p -packing. Then, X is a (λ_p, λ_c) -Delone set in K_ε such that (4.2) holds. Furthermore, there exists a point $y_\varepsilon \in K_\varepsilon$ such that*

$$|X| \leq \frac{b_d}{\lambda_p^d} \text{vol}_K B_K \left(y_\varepsilon, \frac{1}{2} \ln \frac{1}{\varepsilon} + \nu_d \right)$$

for some constants $b_d, \nu_d > 0$, depending only on d .

Proof. To see that the given X is also λ_c -covering, take any point $y \in K_\varepsilon$. Since X is λ_p -packing, there exists $x \in X$ such that

$$E_p(x) \cap E_p(y) \neq \emptyset.$$

Applying Lemma 2.6 with $\alpha = 1$, $\lambda = \lambda_p$, and $\beta = \frac{3+\lambda_p}{1-\lambda_p} \sqrt{d}$, we have that

$$y \in E_p(y) \subset E^{\beta \lambda_p}(x) \subset E_c(x),$$

where the last containment follows from (4.1). Since $\lambda_c < 1$, $M^{\lambda_c}(x) \subset K$ for all $x \in K$. Thus, $\bigcup_{z \in X} E_c(z) \subset K$, and X is a (λ_p, λ_c) -Delone set in K_ε . By (4.1) and Lemma 2.5, $E_c(z) \subset B_K(z, \delta)$ for each $z \in X$. Thus,

$$\bigcup_{z \in X} E_c(z) \subset \bigcup_{z \in X} B_K(z, \delta) \subset \bigcup_{z \in K_\varepsilon} B_K(z, \delta) = (K_\varepsilon)^\delta,$$

and (4.2) holds. By Lemma 2.5, for each $z \in X$,

$$B_K \left(z, \frac{1}{2} \ln \left(1 + \frac{\lambda_p}{\sqrt{d}} \right) \right) \subset E_p(z).$$

Therefore, by [25, Lemma 25] and using that $\ln(1+x) \geq x/2$ for $x \in (0, 1)$,

$$\text{vol}_K E_p(z) \geq c_d \lambda_p^d, \quad (4.3)$$

for some constant $c_d > 0$ depending only on d . By Lemma 2.5 and (3.2) when $\gamma = 1/(2d)$, there exists a point $y_\varepsilon \in K_\varepsilon$ and a constant $\theta_d > 0$, depending only on d , such that

$$E_p(z) \subset (K_\varepsilon)^{\frac{1}{2} \ln \frac{1+\lambda_p}{1-\lambda_p}} \subset B_K \left(y_\varepsilon, \frac{1}{2} \ln \frac{1}{\varepsilon} + \frac{1}{2} \ln \frac{1+\lambda_p}{1-\lambda_p} + \theta_d \right). \quad (4.4)$$

Since $\lambda_p < 1/(3\sqrt{d})$ by (4.1), and using that X is λ_p -packing, we obtain from (4.3) and (4.4) that

$$|X| \leq \frac{b_d}{\lambda_p^d} \text{vol}_K B_K \left(y_\varepsilon, \frac{1}{2} \ln \frac{1}{\varepsilon} + \nu_d \right)$$

for some constants $b_d, \nu_d > 0$, depending only on d . \square

Lemma 4.3. *There exists a Delone set $X_{\varepsilon, \delta}$ in K_ε such that (4.2) holds and*

$$|X_{\varepsilon, \delta}| \leq c_d \delta^{-d} \varepsilon^{-(d-1)/2},$$

for some constant $c_d > 0$, depending only on d .

Proof. Set $\lambda_c = \frac{\delta}{2}$ and $\lambda_p = \frac{\delta}{d^4 + 1}$. Then, for $d \geq 2$ and $\delta \in (0, 1)$, we have that

$$\frac{3 + \lambda_p}{1 - \lambda_p} \sqrt{d} \lambda_p \leq \left(\frac{3d^4 + 4}{d^4 + 1} \right) \frac{\delta}{d^3 \sqrt{d}} < \frac{\delta}{2} < \frac{e^{2\delta} - 1}{e^{2\delta} + 1}.$$

Thus, $\lambda_p, \lambda_c \in (0, 1)$ satisfy (4.1). Now, consider any λ_p -packing $X_{\varepsilon, \delta} \subset K_\varepsilon$. By Lemma 4.2, $X_{\varepsilon, \delta}$ is a Delone set in K_ε such that (4.2) holds, and there exists a point $y_\varepsilon \in K_\varepsilon$ such that

$$|X_{\varepsilon, \delta}| \leq \frac{b_d}{\lambda_p^d} \text{vol}_K B_K \left(y_\varepsilon, \frac{1}{2} \ln \frac{1}{\varepsilon} + \nu_d \right),$$

for some constants $b_d, \nu_d > 0$, depending only on d . By the upper bound on the Busemann volume of Hilbert metric balls established in [24] and the choice of λ_p ,

$$|X_{\varepsilon, \delta}| \leq c_d \delta^{-d} \varepsilon^{-(d-1)/2},$$

for some constant $c_d > 0$, depending only on d . \square

Remark. Optimizing the choice of $\lambda_p, \lambda_c \in (0, 1)$ satisfying (4.1) does not improve the above bound (in δ and ε).

4.3. Storage space and query time. Let $G_{\varepsilon,\delta}$ denote the intersection graph of the covering ellipsoids corresponding to the $(\frac{\delta}{d^4+1}, \frac{\delta}{2})$ -Delone set $X_{\varepsilon,\delta}$ granted by Lemma 4.3. We will show that the degree of each vertex of $G_{\varepsilon,\delta}$ is at most a dimensional constant. Then, since each vertex stores only a constant amount of additional information about the adjacent vertices (their coordinates and the equation of the associated ellipsoid), the upper bound on $|G_{\varepsilon,\delta}|$ applies to the entire data structure as well, and by Lemma 4.3, we obtain the result on storage space.

Lemma 4.4. *The maximum degree of a vertex of $G_{\varepsilon,\delta}$ is $O(1)$.*

Proof. Consider any vertex x of $G_{\varepsilon,\delta}$, and let $A(x)$ denote the set of vertices of $G_{\varepsilon,\delta}$ that are adjacent to x , i.e., $A(x) = \{y \in X_{\varepsilon,\delta} : E_c(x) \cap E_c(y) \neq \emptyset\}$. In Lemma 2.6, take $\alpha = \frac{\lambda_p}{\lambda_c}$, $\lambda = \lambda_c$ and $\beta = \frac{2+\alpha(1+\lambda_c)}{1-\lambda_c} \sqrt{d}$ to obtain that,

$$E_p(y) = E^{\alpha\lambda_c}(y) \subset E^{\beta\lambda_c}(x), \quad \text{for all } y \in A(x).$$

Interchanging the roles of x and y , $E_p(x) \subset E^{\beta\lambda_c}(y)$, for all $y \in A(x)$. Now, note that

$$\text{vol}(E_p(y)) = \left(\frac{\lambda_p}{\beta\lambda_c}\right)^d \text{vol}(E^{\beta\lambda_c}(y)) \geq \left(\frac{\lambda_p}{\beta\lambda_c}\right)^d \text{vol}(E_p(x)) = \left(\frac{\lambda_p}{\beta\lambda_c}\right)^{2d} \text{vol}(E^{\beta\lambda_c}(x)),$$

for all $y \in A(x)$. Thus, since $E^{\beta\lambda_c}(x)$ contains the disjoint union of ellipsoids $E_p(y)$, $y \in A(x)$,

$$|A(x)| \leq \left(\frac{\beta\lambda_c}{\lambda_p}\right)^{2d} = O(1),$$

as $\lambda_p = \frac{\delta}{d^4+1}$, $\lambda_c = \frac{\delta}{2}$ and $\beta \leq 8\sqrt{d}$. □

The query time is bounded above by the product of the maximum number of ellipsoids visited during the search and the maximum degree of a vertex of $G_{\varepsilon,\delta}$. Based on the algorithm's description and Lemma 4.4, we conclude that the query time is $O(\delta^{-1} \ln 1/\varepsilon)$. Finally, we show that the δ -AMQ search procedure will return a “yes” if $a \in K_\varepsilon$.

Lemma 4.5. *Given a query point $a \in K_\varepsilon$, the δ -AMQ search procedure will report “yes”.*

Proof. Since the E_c ellipsoids cover K_ε , it is enough to show that the search procedure runs for at most $N_{\varepsilon,\delta}$ iterations. If $a \in E_c(x_0)$, one iteration suffices. If not, starting the search at x_ε , let x_1, \dots, x_k denote the vertices of $G_{\varepsilon,\delta}$ whose associated ellipsoids are visited during the

search after exiting $E_c(x_0)$. For $1 \leq i \leq k$, let y_i denote the point where the procedure exits the ellipsoid $E_c(x_{i-1})$ and enters $E_c(x_i)$. Since affine segments are geodesics in Hilbert geometries,

$$d_K(y_1, y_k) = \sum_{i=1}^{k-1} d_K(y_i, y_{i+1}). \quad (4.5)$$

Fix $1 \leq i \leq k-1$. Using that $\ln(1+x) \geq x/2$ for $x \in (0, 1)$, Lemma 2.5, and that $\lambda_p = \delta/(d^4+1)$, we have that

$$B_K(y_i, \frac{\delta}{8d^5}) \subset E_p(y_i).$$

Since $a \in K_\varepsilon$, by convexity, it follows that $y_i \in K_\varepsilon$. Following the proof of Lemma 4.2, there exists $x \in X_{\varepsilon, \delta}$ such that $E_p(y_i) \subset E_c(x)$. Thus, x is adjacent to x_{i-1} in $G_{\varepsilon, \delta}$ and we have that

$$d_K(y_i, y_{i+1}) \geq \frac{\delta}{8d^5}, \quad \text{for all } 1 \leq i \leq k-1.$$

By (4.5),

$$k+1 \leq 2 + \frac{8d^5}{\delta} d_K(y_1, y_k) \leq 2 + \frac{8d^5}{\delta} d_K(x_\varepsilon, a).$$

Following the proof of (3.2) when $\gamma = 1/(2d)$, we obtain that

$$K_\varepsilon \subset B_K\left(x_\varepsilon, \frac{1}{2} \ln \frac{1}{\varepsilon} + 8d^6\right).$$

It follows that

$$k+1 \leq 2 + \frac{8d^5}{\delta} \left(\frac{1}{2} \ln \frac{1}{\varepsilon} + 8d^6\right) \leq \frac{d^{19}}{\delta} \ln \frac{1}{\varepsilon} = N_{\varepsilon, \delta}.$$

Since the number of iterations is $k+1$, this completes the proof. \square

5. ACKNOWLEDGEMENTS

We are grateful to Rahul Saladi for sharing his insights on the subject, which vastly improved our understanding of the existing literature. We are also very grateful to David M. Mount for patiently answering all our questions regarding the data structure constructed in [2].

P. Gupta is supported by the SERB grants MATRICS (MTR/2023/000393) and WERG (WEA/2023/000017). A. Narayanan is supported by a scholarship from the Indian Institute of Science. Both the authors are supported by the DST-FIST programme (grant no. DST FIST-2021 [TPN-700661]).

REFERENCES

- [1] A. Abdelkader and D. M. Mount. Economical Delone sets for approximating convex bodies. In *16th Scandinavian Symposium and Workshops on Algorithm Theory (SWAT 2018)*. Schloss Dagstuhl-Leibniz-Zentrum fuer Informatik, 2018.
- [2] A. Abdelkader and D. M. Mount. Convex approximation and the Hilbert geometry. In *2024 Symposium on Simplicity in Algorithms (SOSA)*, pages 286–298. SIAM, 2024.
- [3] J. Anderson and L. Rademacher. Efficiency of the floating body as a robust measure of dispersion. In *Proceedings of the Fourteenth Annual ACM-SIAM Symposium on Discrete Algorithms*, pages 364–377. SIAM, 2020.
- [4] R. Arya, S. Arya, G. D. da Fonseca, and D. Mount. Optimal bound on the combinatorial complexity of approximating polytopes. *ACM Transactions on Algorithms*, 18(4):1–29, 2022.
- [5] S. Arya, G. D. da Fonseca, and D. M. Mount. On the combinatorial complexity of approximating polytopes. *Discrete & Computational Geometry*, 58:849–870, 2017.
- [6] S. Arya, G. D. da Fonseca, and D. M. Mount. Optimal approximate polytope membership. In *Proceedings of the Twenty-Eighth Annual ACM-SIAM Symposium on Discrete Algorithms*, pages 270–288. SIAM, 2017.
- [7] S. Arya, G. D. da Fonseca, and D. M. Mount. Approximate polytope membership queries. *SIAM Journal on Computing*, 47(1):1–51, 2018.
- [8] S. Arya, G. D. da Fonseca, and D. M. Mount. Economical convex coverings and applications. *SIAM Journal on Computing*, 53(4):1002–1038, 2024.
- [9] I. Bárány and D. G. Larman. Convex bodies, economic cap coverings, random polytopes. *Mathematika*, 35(2):274–291, 1988.
- [10] L. Barba and S. Langerman. Optimal detection of intersections between convex polyhedra. In *Proceedings of the Twenty-Sixth Annual ACM-SIAM Symposium on Discrete Algorithms*, pages 1641–1654. SIAM, 2014.
- [11] V.-E. Brunel. Concentration of the empirical level sets of Tukey’s halfspace depth. *Probability Theory and Related Fields*, 173(3):1165–1196, 2019.
- [12] R. Dyckerhoff. Convergence of depths and depth-trimmed regions. *arXiv preprint arXiv:1611.08721*, 2016.
- [13] D. Faifman, C. Vernicos, and C. Walsh. Volume growth of Funk geometry and the flags of polytopes. *arXiv preprint arXiv:2306.09268*, 2023.
- [14] P. C. Hammer. The centroid of a convex body. *Proceedings of the American Mathematical Society*, 2(4):522–525, 1951.
- [15] A. Iliencko, I. Molchanov, and R. Turin. Strong limit theorems for empirical halfspace depth trimmed regions. *arXiv preprint arXiv:2308.11393*, 2023.
- [16] J. Matoušek. Reporting points in halfspaces. *Computational Geometry*, 2(3):169–186, 1992.
- [17] M. Meyer and S. Reisner. A geometric property of the boundary of symmetric convex bodies and convexity of flotation surfaces. *Geometriae Dedicata*, 37(3):327–337, 1991.
- [18] S. Nagy, C. Schütt, and E. M. Werner. Halfspace depth and floating body. *Statistics Surveys*, 2019.
- [19] C. Schütt. The convex floating body and polyhedral approximation. *Israel Journal of Mathematics*, 73(1):65–77, 1991.

- [20] C. Schütt. On the affine surface area. *Proceedings of the American Mathematical Society*, pages 1213–1218, 1993.
- [21] C. Schütt. Floating body, illumination body, and polytopal approximation. *Comptes Rendus de l'Académie des Sciences - Series I*, 324:201–203, 1997.
- [22] C. Schütt and E. M. Werner. The convex floating body. *Mathematica Scandinavica*, 66(2):275–290, 1990.
- [23] C. Schütt and E. M. Werner. Homothetic floating bodies. *Geometriae Dedicata*, 49:335–348, 1994.
- [24] N. Tholozan. Volume entropy of Hilbert metrics and length spectrum of Hitchin representations into $\mathrm{PSL}(3, \mathbb{R})$. *Duke Mathematical Journal*, 166(7):1377–1403, 2017.
- [25] C. Vernicos and C. Walsh. Flag-approximability of convex bodies and volume growth of Hilbert geometries. 54:1297–1315, 2021.
- [26] E. M. Werner. Floating bodies and approximation of convex bodies by polytopes. *Probability Surveys*, 19:113–128, 2022.
- [27] E. M. Werner and O. Mordhorst. Floating and illumination bodies for polytopes: Duality results. *Discrete Analysis*, 2019.

DEPARTMENT OF MATHEMATICS, INDIAN INSTITUTE OF SCIENCE, BANGALORE

Email address: `purvigupta@iisc.ac.in`

DEPARTMENT OF MATHEMATICS, INDIAN INSTITUTE OF SCIENCE, BANGALORE

Email address: `anantn@iisc.ac.in`