

Efficient explicit circuit for quantum state preparation of piece-wise continuous functions

Nikita Guseynov*

University of Michigan-Shanghai Jiao Tong University Joint Institute, Shanghai 200240, China.

Nana Liu†

*Institute of Natural Sciences, School of Mathematical Sciences,
Shanghai Jiao Tong University, Shanghai 200240, China*

*Ministry of Education Key Laboratory in Scientific and Engineering Computing,
Shanghai Jiao Tong University, Shanghai 200240, China*

Shanghai Artificial Intelligence Laboratory, Shanghai, China and

University of Michigan-Shanghai Jiao Tong University Joint Institute, Shanghai 200240, China.

Efficiently uploading data into quantum states is essential for many quantum algorithms to achieve advantage across various applications. In this paper, we address this challenge by proposing a method to upload a polynomial function $f(x)$ on the interval $x \in (a, b)$ into a pure quantum state consisting of qubits, where a discretized $f(x)$ is the amplitude of this state. The preparation cost has $\mathcal{O}(n \log n)$ scaling in the number of qubits n and linear scaling with the degree of the polynomial Q . This efficiency allows the preparation of states whose amplitudes correspond to high-degree polynomials, enabling the approximation of almost any continuous function. We introduce an explicit algorithm for uploading such functions using four real polynomials that meet specific parity and boundedness conditions. We also generalize this approach to piece-wise polynomial functions, with the algorithm scaling linearly with the number of piecewise parts. Our method achieves efficient quantum circuit implementation and we present detailed gate counting and resource analysis.

I. INTRODUCTION

Quantum computing [1] holds significant promise for revolutionizing various fields such as material science [2], computer science [3–7], finance [8, 9] due to its potential to solve some problems more efficiently than canonical methods on classical computers. The development of efficient quantum algorithms is crucial to harnessing this power, enabling quantum computers to outperform their classical counterparts [10, 11]. However, the effectiveness of these algorithms can be severely undermined by inefficient data loading processes [12].

In this paper, we propose a method to upload a continuous or piece-wise continuous function $f(x)$ defined on the interval $x \in (a, b)$ (where x is discretized along this interval $\Delta x \sim 1/N$) into a digital qubit-based quantum state as the amplitudes of a normalized vector $|\psi\rangle^n$ with a size $N = 2^n$, where n is the number of qubits

$$|\psi\rangle := \frac{1}{N_f} \sum_{x=0}^{2^n-1} f(x_i)|x\rangle. \quad (1)$$

Quantum states of this kind play a key role in numerous quantum algorithms. They are used in discrete-time quantum walk approaches [13], quantum solvers for systems of linear equations [14], and modeling electromagnetic scattering cross sections [15]. They also appear in quantum algorithms for solving linear and nonlinear partial differential equations [16, 17], and in specifying priors for quantum phase estimation [18].

* guseynov.nm@gmail.com

† nana.liu@quantummlah.org

The resource cost with our method scales as $\mathcal{O}(n \log n)$ with the number of qubits n and linearly with the degree of the polynomial, allowing for the construction of high-degree polynomials. Moreover, we extend our approach to piece-wise polynomial functions, without changing the resource scaling.

While polynomials are efficiently computable classically, quantum arithmetic circuits remain significantly more expensive in terms of gate complexity and ancilla requirements. To avoid this costly overhead, we design a method that directly constructs state preparation unitaries using polynomial structure without relying on arithmetic subroutines [19, 20], offering practical circuit synthesis for encoding piece-wise continuous functions into quantum states.

To achieve this, we approximate the target complex function as a superposition of four real polynomials with different parities. For each of those polynomial we build an independent state preparation unitary using the Alternating Phase Transition Sequence (APTS) [21], also known as qubitization [22]. This procedure applies the target polynomial function on the eigenvalues λ_i of a block-encoded simple matrix. In particular, we use the matrix with linear eigenvalues $\lambda_i \sim Ai + B$ as an input for the APTS and we construct this unitary using the linear combination of unitaries (LCU) [22]. Finally, we use the four prepared block-encoded polynomials as an input for a LCU again to embed those four real polynomials into the desired function.

The gate complexity of our procedure scales linearly with the degree of polynomial, allowing us to upload a polynomial of an arbitrarily high degree, which is equivalent to uploading almost any continuous function with a known polynomial series (such as Taylor series or Jacobi-Anger expansions [23]).

Moreover, we suggest a method to construct a piece-wise polynomial function, which is defined as an independent polynomial of different degrees in each sector, with linear scaling in the number of sectors.

This document is organized as follows: Section II provides the theoretical foundations, including definitions and essential mathematical tools. In Section III, we present the main results of the paper. Section IV reviews alternative methods from the literature and compares them with our approach. In Section V, we summarize our findings and conclude the paper. Appendices C, and D detail our explicit algorithm for function uploading, outlining each step of the process.

Name	Notation	Polynomial Degree	Gate Counts	Domain
Exponent	e^x	$O(\log(\frac{1}{\epsilon}))$	$O(n \log n \log(\frac{1}{\epsilon}))$	$x \in \mathbb{C}$
Cosine	$\cos(tx)$	$O\left(t + \frac{\log(1/\epsilon)}{\log(e + \frac{\log(1/\epsilon)}{t})}\right)$	$O\left(n \log n \left(t + \frac{\log(1/\epsilon)}{\log(e + \frac{\log(1/\epsilon)}{t})}\right)\right)$	$x \in [-1, 1]$
Sine	$\sin(tx)$	$O\left(t + \frac{\log(1/\epsilon)}{\log(e + \frac{\log(1/\epsilon)}{t})}\right)$	$O\left(n \log n \left(t + \frac{\log(1/\epsilon)}{\log(e + \frac{\log(1/\epsilon)}{t})}\right)\right)$	$x \in [-1, 1]$
Sigmoid	$\frac{1}{1+e^{-2x}}$	$O(\log(\frac{1}{\epsilon}))$	$O(n \log n \log(\frac{1}{\epsilon}))$	$ x \leq \pi/2$
Gaussian	$\frac{1}{\sigma\sqrt{2\pi}}e^{-\frac{1}{2}(x/\sigma)^2}$	$O\left(\sigma \log\left(\frac{\sigma^2}{\epsilon}\right)\right)$	$O\left(\sigma n \log n \log\left(\frac{\sigma^2}{\epsilon}\right)\right)$	$x \in \mathbb{C}$
Bessel	$J_n(x)$	$O(\log(\frac{1}{\epsilon}))$	$O(n \log n \log(\frac{1}{\epsilon}))$	$x \in \mathbb{C}$
Reciprocal	$\frac{1}{x}$	$O\left(\delta \sqrt{\log^2(\frac{1}{\epsilon}) + \log(\frac{1}{\epsilon}) \log(\delta)}\right)$	$O\left(\delta n \log n \sqrt{\log^2(\frac{1}{\epsilon}) + \log(\frac{1}{\epsilon}) \log(\delta)}\right)$	$x \in [-1, -\frac{1}{\delta}] \cup [\frac{1}{\delta}, 1]$
ReLU	$\text{ReLU}(x)$	$O(1)$	$O(n \log n)$	$x \in \mathbb{R}$
Leaky ReLU	$\text{Leaky ReLU}(x)$	$O(1)$	$O(n \log n)$	$x \in \mathbb{R}$

Table I: Polynomial Degree and Gate Counts for Various Functions [14, 23]. The polynomial degree means that we retain only k terms from the expansion for the function; the gate counts directly follow from the series expansions from Table II and Theorem 4. The main discretization parameter here is $n = \log_2 N$ which is the number of qubits. The error term ϵ represents the maximum absolute value of the residual beyond k terms in the series expansion across the given domain. The δ value for the Reciprocal functions is defined by its domain. For ReLU and Leaky ReLU we suggest using the piece-wise approach from the Appendix D.

II. PRELIMINARIES

Now we introduce some preliminary mathematical and quantum computing concepts that we will use, and the system of indexes we will employ. We start with defining the multi-control operator.

Definition 1 (Multi-control operator) Let U be an m -qubit quantum unitary and b a bit string of length n . We define C_U^b as an $n + m$ -qubit quantum unitary that applies U to an m -qubit quantum register if and only the n -qubit quantum register is in state $|b\rangle$. In the Appendix A we show how this gate can be implemented using C_U^1 operator, $16n - 16$ single-qubit operations, and $12n - 12$ C-NOTs.

$$C_U^b = |b\rangle^n \langle b|^n \otimes U + \sum_{\substack{i=0, \dots, 2^n-1 \\ i \neq b}} |i\rangle^n \langle i|^n \otimes I^{\otimes m}$$

Definition 2 (Pure ancilla) Let U be an $n + m$ -qubit unitary operator such that for any arbitrary $|\psi\rangle^n$

$$U |0\rangle^m |\psi\rangle^n = |0\rangle^m |\phi\rangle^n,$$

where $|\phi\rangle^n$ is some quantum state then we say that the m -qubit quantum register is pure ancillas for operator U , if before and after the action it is in the state $|0\rangle^m$. In Fig. 3 (c) we use $m - 2$ auxiliary qubits for efficient C-NOT construction. Exploitation of this qubits is divided into two epochs: (i) entangling stage that allows us to achieve some sophisticated quantum states, (ii) purification stage that sets ancillas back to zero-state.

Remark 1 A pure ancilla is simply a qubit that is required to be present in the quantum computer for intermediate computation but does not need to be measured at the end of the algorithm. Since it is returned to the $|0\rangle$ state after use, it can be safely reused in subsequent computations or circuits without resetting.

Definition 3 (Block-encoding(modified Definition 43 from [21])) Suppose that A is an n -qubit operator, $\alpha, \epsilon \in \mathbb{R}_+$; $a, s \in \mathbb{Z}_+$, and let $(a + s + n)$ -qubit unitary U be so that for any arbitrary quantum state $|\psi\rangle^n$

$$U |0\rangle^a |0\rangle^s |\psi\rangle^n = |0\rangle^a |\phi\rangle^{n+s}; \quad (\langle 0|^s \otimes I^{\otimes n}) |\phi\rangle^{n+s} = \tilde{A} |\psi\rangle^n,$$

then we say that U is an (α, s, ϵ) -block-encoding of A , if

$$\|A - \alpha \tilde{A}\| \leq \epsilon.$$

Here we underline that the unitary U can exploit some auxiliary qubits setting them back to zero-state. Later we call such qubits ‘pure ancillas’. The general scheme of block-encoding is presented in Fig. 1.

Definition 4 (Filling ratio [24]) Given the usual definition for L^p function norms of a Riemann integrable, bounded function f , $\|f\|_p = \left[\int_a^b |f(x)|^p dx \right]^{1/p}$, we define the filling ratio of f ,

$$\mathcal{F} := \frac{\|f\|_2^2}{2\|f\|_{\max}^2}.$$

Note that for continuous functions over a closed interval $\|f\|_\infty =: \|f\|_{\max}$ represents the absolute largest value of the function. The filling ratio has a clear geometrical interpretation shown in Fig. 2.

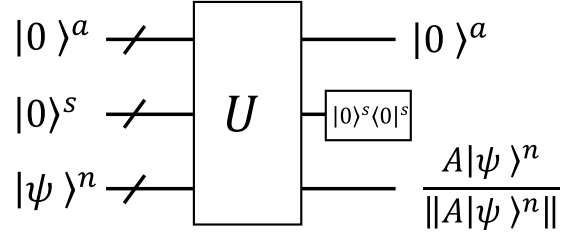


Fig. 1: The general scheme of block-encoding for matrix A . The latest operation for the second register indicates measurement of zero, which project main n -qubit register onto the desired state.

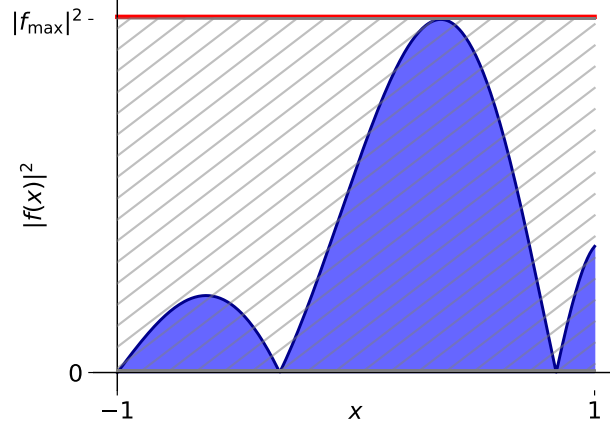


Fig. 2: The geometrical interpretation of the filling ratio for a random function. The filling ratio is the area under the function $|f(x)|^2$ (blue area) relative to its doubled absolute maximum value $2|f_{\max}|^2$ (area in the dashed rectangle).

III. RESULTS

We begin with a continuous function $f(x)$ defined on the interval (a, b) ; $f : \mathbb{R} \rightarrow \mathbb{R}$. We assume that it has a polynomial decomposition

$$f(x) = \sum_{i=0}^Q \sigma_i x^i; \quad \sigma_i \in \mathbb{C}. \quad (2)$$

Without loss of generality, we can impose $-1 < a < b < 1$. Polynomial decomposition is a crucial tool in both theoretical and applied mathematics due to its flexibility and effectiveness in approximating complex functions. It allows us to represent continuous functions as sums of simpler polynomial terms, making analytical and computational tasks more manageable. This technique is widely used in fields such as signal processing, numerical analysis, and quantum computing, where efficient function representation is essential. As shown in the Table I and Table II, various functions can be effectively approximated using polynomial series expansions, each with specific error bounds and applicable domains.

Our main goal in this paper is to upload such a function into a digital qubit-based quantum computer as a normalized

vector $|\psi\rangle^n \in \mathbb{C}^{2^n}$, defined as

$$|\psi\rangle^n = \frac{\sum_{k=0}^{2^n-1} \sum_{i=0}^Q \sigma_i x_k^i |k\rangle^n}{\sqrt{\sum_{\kappa=0}^{2^n-1} \left| \sum_{j=0}^Q \sigma_j x_\kappa^j \right|^2}}, \quad (3)$$

which is a discrete version of Eq. (2) with partitioning size $\Delta x = \frac{b-a}{2^n-1}$. Without loss of generality, we additionally impose $\sum_{k=0}^{2^n-1} (a + k\Delta x)^2 = 1$ for simplicity of normalization factors. Thus, given the discrete representation $x_k = a + k\Delta x$, we can rewrite Eq. (3) as

$$|\psi\rangle^n = \frac{\sum_{i=0}^Q \sum_{k=0}^{2^n-1} \sigma_i (a + k\Delta x)^i |k\rangle^n}{\sqrt{\sum_{\kappa=0}^{2^n-1} \left| \sum_{j=0}^Q \sigma_j (a + \kappa\Delta x)^j \right|^2}}. \quad (4)$$

Our next step is to show that any polynomial of the form in Eq. (2) can be written as a sum of four polynomials P_s with the following properties:

1. $P_s(x)$ has parity (0 or 1 mod 2), which means that it has only odd or even degrees of x ;
2. $P_s(x)$ is a real polynomial, which means that all the coefficients are real;
3. For all $x \in [-1, 1]$: $|P_s(x)| < 1$.

Thus, we decompose Eq. (2) into four real polynomials

$$f(x) = \alpha_1 P_1(x) + \alpha_2 P_2(x) + i\alpha_3 P_3(x) + i\alpha_4 P_4(x); \quad \alpha_s \in \mathbb{R}, \quad (5)$$

where $P_1(x)$ and $P_3(x)$ have parity 1, and $P_2(x)$ and $P_4(x)$ have parity 0. The third condition can be met by tuning α_i . For such $f(x)$, we provide an explicit algorithm for preparing pure quantum states whose amplitudes are proportional to $f(x)$. We will also provide the exact gate count and show explicitly the required quantum circuits. The following theorems are the central theorems in this paper.

Theorem 1 (Linear combination of polynomials) *Let $f(x)$ be a continuous function $f : \mathbb{R} \rightarrow \mathbb{R}$ with polynomial decomposition*

$$f(x) = \sum_{i=0}^Q \sigma_i x^i = \alpha_1 P_1(x) + \alpha_2 P_2(x) + i\alpha_3 P_3(x) + i\alpha_4 P_4(x); \quad \alpha_s \in \mathbb{R}; \quad \sigma_i \in \mathbb{C},$$

where polynomials $P_s(x)$ satisfy the conditions 1, 2, 3. Then we can construct a unitary operation U_f that prepares a 2^n -discrete version of $f(x)$

$$|\psi\rangle^n = \frac{\sum_{i=0}^Q \sum_{k=0}^{2^n-1} \sigma_i x_k^i |k\rangle^n}{\sqrt{\sum_{\kappa=0}^{2^n-1} \left| \sum_{j=0}^Q \sigma_j x_\kappa^j \right|^2}}$$

with probability $P \sim \mathcal{F}$ (see Definition 4) and resources no greater than:

1. $\mathcal{O}(Qn \log_2 n)$ quantum gates (C-NOTs and one-qubit rotations);
2. $\lceil \log_2 n \rceil + 1$ pure ancillas.

Proof. The proof is provided in Appendix C. The central idea underlying the Theorem is to apply the Singular Value Transformation to a diagonal unitary operator with linear eigenvalues which represent coordinate values on the interval $[-1, 1]$. \square

Remark 2 While our method does not rely directly on properties such as smoothness or Lipschitz continuity, these characteristics do influence the efficiency of the polynomial approximation. For example, smooth or Lipschitz-continuous functions can often be approximated to a given precision ϵ using lower-degree polynomials, which in turn reduces the gate complexity of our circuit. On the other hand, functions with discontinuities or sharp features typically require higher-degree polynomials or a piece-wise representation.

Theorem 2 (Piece-wise polynomial function) Let $f(x)$ be a piece-wise continuous function $f : \mathbb{R} \rightarrow \mathbb{R}$ with polynomial decomposition

$$f(x) = \begin{cases} f_1(x) = \sum_{i=0}^{Q_1} \sigma_i^{(1)} x^i = \alpha_1^{(1)} P_1^{(1)}(x) + \alpha_2^{(1)} P_2^{(1)}(x) + i\alpha_3^{(1)} P_3^{(1)}(x) + i\alpha_4^{(1)} P_4^{(1)}(x), & \text{if } K_1 \geq x \geq a \\ f_2(x) = \sum_{i=0}^{Q_2} \sigma_i^{(2)} x^i = \alpha_1^{(2)} P_1^{(2)}(x) + \alpha_2^{(2)} P_2^{(2)}(x) + i\alpha_3^{(2)} P_3^{(2)}(x) + i\alpha_4^{(2)} P_4^{(2)}(x), & \text{if } K_2 \geq x > K_1 \\ \vdots \\ f_G(x) = \sum_{i=0}^{Q_G} \sigma_i^{(G)} x^i = \alpha_1^{(G)} P_1^{(G)}(x) + \alpha_2^{(G)} P_2^{(G)}(x) + i\alpha_3^{(G)} P_3^{(G)}(x) + i\alpha_4^{(G)} P_4^{(G)}(x), & \text{if } b \geq x > K_{G-1} \end{cases};$$

$$\sigma_i^{(j)} \in \mathbb{C}; \quad \alpha_s^{(j)} \in \mathbb{R}$$

where G - is the number of the pieces, and Q_g - is the polynomial degree in the piece g . The polynomials $P_s^{(j)}(x)$ satisfy the conditions 1, 2, 3. Then we can construct a unitary operation U_f that prepares a 2^n -discrete version of $f(x)$ with probability $P \sim \mathcal{F}$ (see Definition 4) and resources no greater than:

1. $\mathcal{O}(\sum_{g=1}^G Q_g n \log_2 n)$ C-NOTs and one-qubit operations;
2. $n - 1$ pure ancillas.

Proof. The proof is provided in Appendix D. The main idea is to prepare an auxiliary register in the state $|i\rangle^a$ for the interval $K_i \geq x > K_{i-1}$, then apply the controlled version of the quantum circuit from Theorem 4. \square

IV. RELATED WORK

There are numerous methods addressing the problem at hand. Ref. [25] proposes an algorithm for uploading any vector (without an analytical expression) with circuit depth and width of $\mathcal{O}(\sqrt{2^n})$, which is crucial for fields like quantum machine learning [26], where a quantum computer operates on arbitrary states. Additionally, various optimization approaches exist; one promising method [27] uses a genetic algorithm to iteratively build the desired quantum state. The authors conjecture this method may scale as $\mathcal{O}(\text{poly}(n))$.

Among other approaches, Ref. [28] leverages Schmidt decomposition. The complexity of this algorithm depends on the Schmidt rank and can significantly reduce the number of CNOT gates. The complexity is $\mathcal{O}(2^m)$, where m is the Schmidt measure.

Our approach not only prepares general continuous functions, but also provides an explicit method for constructing piece-wise polynomial functions. This is achieved with no change to the asymptotic scaling, offering a scalable solution for approximating non-smooth or segmented data. To the best of our knowledge, none of the below-mentioned methods address this important instance explicitly, making our method a uniquely flexible and practical alternative.

A particularly promising method is proposed in Ref. [29], where the authors construct functions using a linear combination of block-encodings for Fourier and Chebyshev series. Their gate complexity is $\mathcal{O}(Qn \log n)$ for Chebyshev series of degree Q , and $\mathcal{O}(dn \log d)$ for Fourier series with harmonic d . The key difference with our method lies in how polynomial superpositions are formed. They employ linear combination of unitaries (LCU), while we rely on quantum singular value transformation. Our method also requires fewer ancilla qubits measured in the $|0\rangle$ state: $\mathcal{O}(\log n)$ vs. $\mathcal{O}(\log n + \log Q)$ or $\mathcal{O}(2 \log d + 1)$, simplifying implementation.

Ref. [30] is based on diagonal block-encoding of amplitudes [31, 32] applied to a linearly-dependent circuit, and then modified using singular value transformation. While this algorithm is conceptually similar to ours, it has worse complexity: $\mathcal{O}(Qn^2)$ versus our $\mathcal{O}(Qn \log n)$. It also requires measuring $\mathcal{O}(n)$ qubits in the $|0\rangle$ state.

Another important early method is the Grover-Rudolph algorithm [33], which prepares quantum states corresponding to integrals of a given probability density function. This method scales as $\mathcal{O}(\text{poly}(n))$ for certain smooth distributions and provides a strong foundation for amplitude encoding. Additionally, it does not depend on the filling ratio \mathcal{F} ; its probability of success is 1.

The main disadvantage of this approach is the reliance on quantum amplitude oracles that prepare $f(i)$:

$$f(i) = \frac{\int_{x_L^i}^{\frac{x_R^i + x_L^i}{2}} p(x) dx}{\int_{x_L^i}^{x_R^i} p(x) dx}, \quad (6)$$

where x_L^i, x_R^i are specific points within the domain interval, and $p(x)$ is a probability density function. Consequently, the method is restricted to functions with known cumulative distribution functions (CDFs). The authors do not provide a procedure to construct these oracles explicitly, and creating them itself can be very challenging.

Other literature includes algorithms with exponentially small success probability [34], or those working only for low-degree polynomials [35]. In contrast, our algorithm handles arbitrary degrees and maintains a success probability of $P \sim \mathcal{F}$. Moreover, we provide explicit circuit constructions, including the piece-wise case, and detail the gate complexity.

V. CONCLUSION

In this paper, we introduce an efficient method to encode discretized continuous functions into quantum states, allowing a function $f(x)$ defined over an interval to be represented as a normalized vector with length $N = 2^n \sim \frac{1}{\Delta x}$, corresponding to an n -qubit quantum state. Our method achieves a resource scaling of $\mathcal{O}(Qn \log n)$, where Q is the polynomial degree and n is the number of qubits. This scaling enables efficient preparation of quantum states for complex, high-degree polynomials and a broad range of functions. Table I outlines the resource requirements for encoding examples such as exponential and trigonometric functions.

We further extend this method to handle piecewise polynomial functions, enabling flexible and scalable encoding with linear scaling in the number of segments. Our algorithm achieves efficient resource usage and a high probability of success, positioning it as a strong alternative to other state-preparation methods.

This approach opens new possibilities for quantum algorithms in scientific computing that rely on efficient quantum state preparation. By making function representation more practical, it advances both the power and accessibility of quantum computation.

ACKNOWLEDGMENTS

N. Liu acknowledges funding from the Science and Technology Program of Shanghai, China (21JC1402900), NSFC grants No. 12471411 and No. 12341104, the Shanghai Jiao Tong University 2030 Initiative, and the Fundamental

Research Funds for the Central Universities. N. Guseynov acknowledges funding from NSFC grant W2442002.

-
- [1] M. Pour-El and I. Richards, Simulating physics with computers, *International Journal of Theoretical Physics* **21**, 553 (1982).
 - [2] A. Aspuru-Guzik, A. D. Dutoi, P. J. Love, and M. Head-Gordon, Simulated quantum computation of molecular energies, *Science* **309**, 1704 (2005).
 - [3] P. C. Costa, S. Jordan, and A. Ostrander, Quantum algorithm for simulating the wave equation, *Physical Review A* **99**, 012323 (2019).
 - [4] F. Gaitan, Finding flows of a navier–stokes fluid through quantum computing, *npj Quantum Information* **6**, 61 (2020).
 - [5] S. Jin, N. Liu, and Y. Yu, Time complexity analysis of quantum algorithms via linear representations for nonlinear ordinary and partial differential equations, *Journal of Computational Physics* **487**, 112149 (2023).
 - [6] N. Linden, A. Montanaro, and C. Shao, Quantum vs. classical algorithms for solving the heat equation, *Communications in Mathematical Physics* **395**, 601 (2022).
 - [7] S. Jin, N. Liu, and Y. Yu, Quantum simulation of partial differential equations via schrodingerisation: technical details, *arXiv preprint arXiv:2212.14703* (2022).
 - [8] N. Stamatopoulos, D. J. Egger, Y. Sun, C. Zoufal, R. Iten, N. Shen, and S. Woerner, Option pricing using quantum computers, *Quantum* **4**, 291 (2020).
 - [9] J. Gonzalez-Conde, Á. Rodríguez-Rozas, E. Solano, and M. Sanz, Efficient hamiltonian simulation for solving option price dynamics, *Physical Review Research* **5**, 043220 (2023).
 - [10] S. Zhang and L. Li, A brief introduction to quantum algorithms, *CCF Transactions on High Performance Computing* **4**, 53 (2022).
 - [11] M. A. Nielsen and I. L. Chuang, *Quantum Computation and Quantum Information: 10th Anniversary Edition* (Cambridge University Press, 2011).
 - [12] E. Tang, Quantum principal component analysis only achieves an exponential speedup because of its state preparation assumptions, *Physical Review Letters* **127**, 060503 (2021).
 - [13] A. M. Childs, On the relationship between continuous-and discrete-time quantum walk, *Communications in Mathematical Physics* **294**, 581 (2010).
 - [14] A. M. Childs, R. Kothari, and R. D. Somma, Quantum algorithm for systems of linear equations with exponentially improved dependence on precision, *SIAM Journal on Computing* **46**, 1920 (2017).
 - [15] A. Scherer, B. Valiron, S.-C. Mau, S. Alexander, E. Van den Berg, and T. E. Chapuran, Concrete resource analysis of the quantum linear-system algorithm used to compute the electromagnetic scattering cross section of a 2d target, *Quantum Information Processing* **16**, 1 (2017).
 - [16] Y. Cao, A. Papageorgiou, I. Petras, J. Traub, and S. Kais, Quantum algorithm and circuit design solving the poisson equation, *New Journal of Physics* **15**, 013021 (2013).
 - [17] S. K. Leyton and T. J. Osborne, A quantum algorithm to solve nonlinear differential equations, *arXiv preprint arXiv:0812.4423* (2008).
 - [18] D. W. Berry, Y. Su, C. Gyurik, R. King, J. Basso, A. D. T. Barba, A. Rajput, N. Wiebe, V. Dunjko, and R. Babbush, Analyzing prospects for quantum advantage in topological data analysis, *PRX Quantum* **5**, 010319 (2024).
 - [19] E. Muñoz-Coreas and H. Thapliyal, T-count and qubit optimized quantum circuit design of the non-restoring square root algorithm, *ACM Journal on Emerging Technologies in Computing Systems (JETC)* **14**, 1 (2018).
 - [20] T. Häner, M. Roetteler, and K. M. Svore, Optimizing quantum circuits for arithmetic, *arXiv preprint arXiv:1805.12445* (2018).
 - [21] A. Gilyén, Y. Su, G. H. Low, and N. Wiebe, Quantum singular value transformation and beyond: exponential improvements for quantum matrix arithmetics, in *Proceedings of the 51st Annual ACM SIGACT Symposium on Theory of Computing* (2019) pp. 193–204.
 - [22] A. M. Dalzell, S. McArdle, M. Berta, P. Bienias, C.-F. Chen, A. Gilyén, C. T. Hann, M. J. Kastoryano, E. T. Khabiboulline, A. Kubica, *et al.*, Quantum algorithms: A survey of applications and end-to-end complexities, *arXiv preprint arXiv:2310.03011* (2023).

- [23] M. Abramowitz and I. A. Stegun, *Handbook of mathematical functions with formulas, graphs, and mathematical tables*, Vol. 55 (US Government printing office, 1968).
- [24] A. G. Rattew and B. Koczor, Preparing arbitrary continuous functions in quantum registers with logarithmic complexity, arXiv preprint arXiv:2205.00519 (2022).
- [25] I. F. Araujo, D. K. Park, T. B. Luderer, W. R. Oliveira, F. Petruccione, and A. J. Da Silva, Configurable sublinear circuits for quantum state preparation, *Quantum Information Processing* **22**, 123 (2023).
- [26] J. Biamonte, P. Wittek, N. Pancotti, P. Rebentrost, N. Wiebe, and S. Lloyd, Quantum machine learning, *Nature* **549**, 195 (2017).
- [27] F. M. Creevey, C. D. Hill, and L. C. Hollenberg, Gasp—a genetic algorithm for state preparation, arXiv preprint arXiv:2302.11141 (2023).
- [28] I. F. Araujo, C. Blank, I. C. Araújo, and A. J. da Silva, Low-rank quantum state preparation, *IEEE Transactions on Computer-Aided Design of Integrated Circuits and Systems* (2023).
- [29] M. Rosenkranz, E. Brunner, G. Marin-Sanchez, N. Fitzpatrick, S. Dilkes, Y. Tang, Y. Kikuchi, and M. Benedetti, Quantum state preparation for multivariate functions, arXiv preprint arXiv:2405.21058 (2024).
- [30] J. Gonzalez-Conde, T. W. Watts, P. Rodriguez-Grasa, and M. Sanz, Efficient quantum amplitude encoding of polynomial functions, *Quantum* **8**, 1297 (2024).
- [31] A. G. Rattew and P. Rebentrost, Non-linear transformations of quantum amplitudes: Exponential improvement, generalization, and applications, arXiv preprint arXiv:2309.09839 (2023).
- [32] N. Guo, K. Mitarai, and K. Fujii, Nonlinear transformation of complex amplitudes via quantum singular value transformation, arXiv preprint arXiv:2107.10764 (2021).
- [33] L. Grover and T. Rudolph, Creating superpositions that correspond to efficiently integrable probability distributions, arXiv preprint quant-ph/0208112 (2002).
- [34] H. Li, H. Ni, and L. Ying, On efficient quantum block encoding of pseudo-differential operators, *Quantum* **7**, 1031 (2023).
- [35] S. McArdle, A. Gilyén, and M. Berta, Quantum state preparation without coherent arithmetic, arXiv preprint arXiv:2210.14892 (2022).
- [36] N. Guseynov, A. Zhukov, W. Pogosov, and A. Lebedev, Depth analysis of variational quantum algorithms for the heat equation, *Phys. Rev. A* **107**, 052422 (2023).
- [37] M. Plesch and Č. Brukner, Quantum-state preparation with universal gate decompositions, *Physical Review A* **83**, 032302 (2011).
- [38] V. Bergholm, J. J. Vartiainen, M. Möttönen, and M. M. Salomaa, Quantum circuits with uniformly controlled one-qubit gates, *Physical Review A* **71**, 052330 (2005).
- [39] V. V. Shende, I. L. Markov, and S. S. Bullock, Minimal universal two-qubit controlled-not-based circuits, *Physical Review A* **69**, 062321 (2004).

Appendix A: Explicit quantum circuits for the multi-control unitaries

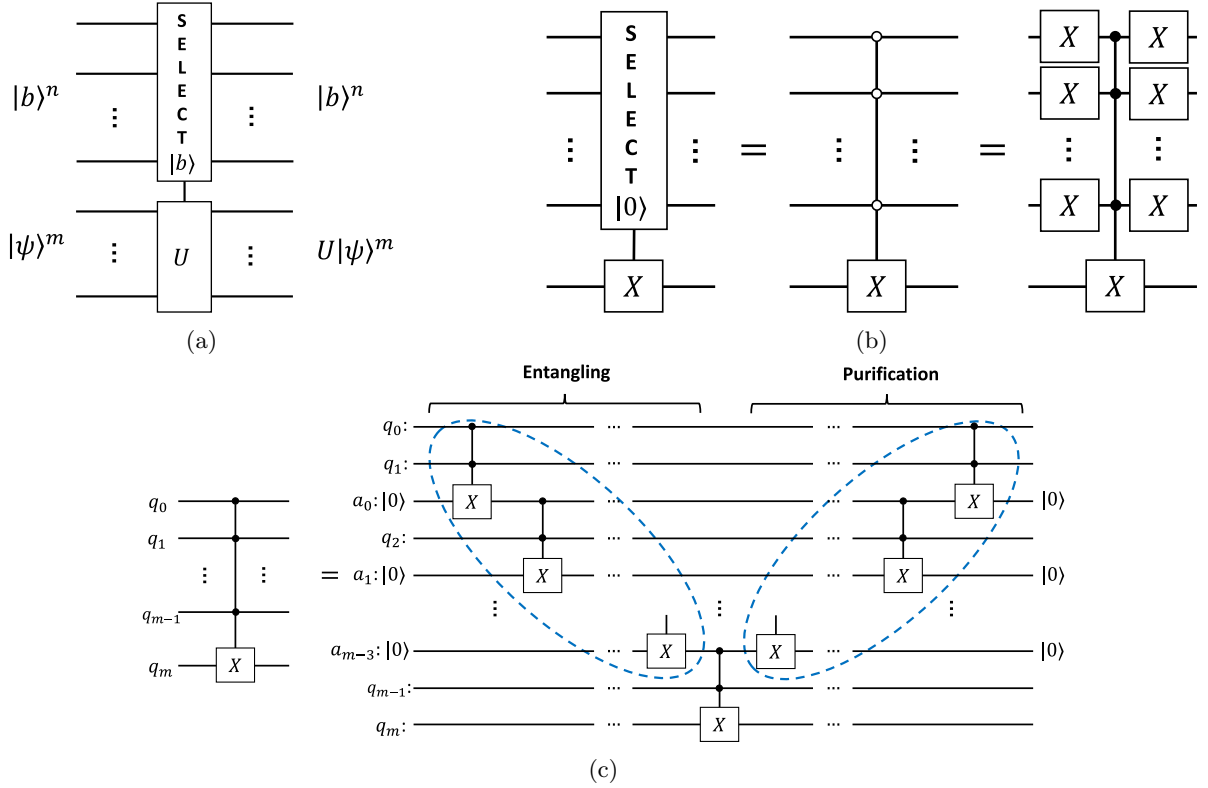


Fig. 3: (a) The general view of multi-control operator C_U^b from the definition 1. Select operation means that the operator U is applied only if the state on the upper register is $|b\rangle^n$ (b) Explicit quantum circuit for implementation $C_X^{00...0}$. (c) Explicit quantum circuit for implementation $C_X^{11...1}$ which we use everywhere in this paper. We use $2m-3$ Toffoli application and $m-2$ pure ancillas.

In this section, we explicitly demonstrate how we address multi-control operations; in addition, we show how to compute the gate counting Fig. 3. The general structure of a multi-control operator is illustrated in Fig. 3. It is known [11] that Toffoli gate can be realized using 6 C-NOTs and 8 single-qubit operations. Consequently, the resource requirement for a single Multi-control operator includes no more than one C_U^1 operator, $16n-16$ single-qubit operations, and $12n-12$ C-NOTs, simplifying the complexity of C_X^b to $C_X^{11...1}$ for simplicity. Additionally, we utilize $n-1$ ancillary qubits initialized to the zero state, which we refer to as pure ancillas. In this paper, we compute the complexity of the controlled unitary C_U^1 based on the gate complexity of U by substituting all C-NOT gates with Toffoli gates (each implemented using 6 C-NOTs and 8 single-qubit operations), and by replacing single-qubit gates with their controlled versions (requiring 2 C-NOTs and 2 single-qubit rotations), following the standard construction in [11].

Appendix B: Efficient Series Expansions and Error Terms

In this Appendix, we provide an overview of efficient series expansions for common functions and their corresponding error terms. Table II presents the notation, series expansions, error expressions, and domains for a variety of functions such as exponent, trigonometric functions, and others. Below, we define the terms and explain how the error is

computed.

- **Series Expansion:** Each function is approximated by truncating its series expansion up to k terms. For example, the expansion for the exponential function e^x is $\sum_{s=0}^k \frac{x^s}{s!}$. These expansions provide approximate values for the functions within a specific domain.
- **Error Expression:** The error term ϵ represents the residual sum of the terms beyond k in the series expansion. For each function, the error provides a measure of the approximation accuracy.
- **Norm of the Error:** The error terms are presented in the infinity norm, denoted as $\|\cdot\|_\infty$, which corresponds to the maximum absolute value of the error across the given domain. This ensures that the bound on the error holds uniformly for all x in the domain.

Name	Notation	Series Expansion	Error Expression	Domain
Exponent	e^x	$\sum_{s=0}^k \frac{x^s}{s!}$	$\epsilon \leq 2^{-k}$	$x \in \mathbb{C}$
Cosine	$\cos(tx)$	$J_0(t) + 2 \sum_{s=1}^k (-1)^s J_{2s}(t) T_{2s}(x)$	$\epsilon \leq \frac{1.07}{\sqrt{2(k+1)}} \left(\frac{e t }{4(k+1)} \right)^{2(k+1)}$	$x \in [-1, 1]$
Sine	$\sin(tx)$	$2 \sum_{s=0}^k (-1)^s J_{2s+1}(t) T_{2s+1}(x)$	$\epsilon \leq \frac{1.07}{\sqrt{2(k+1)}} \left(\frac{e t }{4(k+1)} \right)^{2(k+1)}$	$x \in [-1, 1]$
Gaussian	$\frac{1}{\sigma\sqrt{2\pi}} e^{-\frac{1}{2}(\frac{x}{\sigma})^2}$	$\frac{1}{\sigma\sqrt{2\pi}} \sum_{s=0}^k \frac{(-1)^s}{s!} \left(\frac{x^2}{2\sigma^2} \right)^s$	$\epsilon \approx \frac{1}{\sigma\sqrt{2\pi}} \frac{1}{(k+1)!} \left(\frac{x^2}{2\sigma^2} \right)^{k+1}$	$x \in \mathbb{C}$
Sigmoid	$\sigma(x) = \frac{1}{1+e^{-x}}$	$\frac{1}{2} + \frac{1}{2} \sum_{s=1}^k \frac{2^{2s}(2^{2s}-1)B_{2s}}{(2s)!} \left(\frac{x}{2} \right)^{2s-1}$	$\epsilon \approx \left \frac{2^{2(k+1)}(2^{2(k+1)}-1)B_{2(k+1)}}{(2(k+1))!} \right $	$ x < \frac{\pi}{2}$
Reciprocal	$\frac{1}{x}$	$4 \sum_{j=0}^k (-1)^j \sum_{s=j+1}^K \frac{\binom{2K}{K+s}}{2^{2K}} T_{2j+1}(x)$	$\epsilon \leq \exp \left(-\frac{-\log(\delta) + \sqrt{\log(\delta)^2 + 4\left(\frac{k}{\delta}\right)^2}}{2} \right)$	$x \in [-1, -\frac{1}{\delta}] \cup [\frac{1}{\delta}, 1]$
Bessel	$J_n(x)$	$\sum_{s=0}^k \frac{(-1)^s}{s! \Gamma(s+n+1)} \left(\frac{x}{2} \right)^{2s+n}$	$\epsilon \leq 2^{-(k+n)}$	$x \in \mathbb{C}$
Hyp. Tan.	$\tanh(x)$	$\sum_{s=1}^k \frac{2^{2s}(2^{2s}-1)B_{2s}x^{2s-1}}{(2s)!}$	$\epsilon \approx \left \frac{2^{2(k+1)}(2^{2(k+1)}-1)B_{2(k+1)}x^{2(k+1)-1}}{(2(k+1))!} \right $	$ x < \frac{\pi}{2}$

Table II: Efficient Series Expansions and Error Terms [14, 23]; as the error expression we use the absolute value of the number of terms retained $|\sum_{k+1}^\infty \dots|$. $J_n(x)$: Bessel function of the first kind; $T_n(x)$: Chebyshev polynomials of the first kind; B_n : Bernoulli numbers; $\Gamma(x)$: Gamma function. We approximate each function using its series expansion up to k terms. For the reciprocal function, $K = \lceil \delta^2 \log(\delta \epsilon^{-1}) \rceil$.

Appendix C: Coordinate-polynomial-oracle

The primary objective of this paper is to construct a function defined on the interval $[a, b]$. Without loss of generality, this task can be reduced to the same problem on the interval $[-1, 1]$. We begin by constructing an amplitude oracle for the coordinate operator \hat{x} on the interval $[-1, 1]$. The operator \hat{O}_x acts as follows:

$$\hat{O}_x |0\rangle^\lambda |k\rangle^n = \frac{1}{\mathcal{N}_x} x_k |0\rangle^\lambda |k\rangle^n + J_x |\perp_0\rangle^{n+\lambda}; \quad x_k = -1 + \frac{2k}{2^n - 1}, \quad (\text{C1})$$

where $|\perp_0\rangle^{n+\lambda}$ denotes a state orthogonal to $|0\rangle^\lambda \otimes I^{\otimes n}$ meaning $\forall |\psi\rangle^n : \langle \perp_0 |^{n+\lambda} (|0\rangle^\lambda \otimes |\psi\rangle^n) = 0$. The second term involving J_x corresponds to the orthogonal component introduced by the block-encoding structure and ensures unitarity of the oracle \hat{O}_x . While this term can, in principle, be explicitly reconstructed from the following quantum circuits, we omit its full expression here as it is not important for the understanding of the algorithm and would be unnecessarily cumbersome. It plays no role in the actual state preparation and can be safely ignored by the reader when following the main construction.

Thus, \hat{O}_x provides a $(\mathcal{N}_x, \lambda, 0)$ -block-encoding of the coordinate operator \hat{x} . In this paper we construct this operator

using the linear combination of unitaries (LCU) technique:

$$\hat{x} = \begin{pmatrix} -1 & & & \\ & -1 + \frac{2}{2^n-1} & & \\ & & \ddots & \\ & & & 1 \end{pmatrix} = - \sum_{j=0}^{n-1} \frac{2^j}{2^n-1} Z_j; \quad Z_j = I \otimes \cdots \otimes I \otimes Z \otimes \underbrace{I \otimes \cdots \otimes I}_{j \text{ times}}, \quad (\text{C2})$$

where $Z = \begin{pmatrix} 1 & 0 \\ 0 & -1 \end{pmatrix}$ is the Pauli operator.

Lemma 1 (Amplitude-oracle for coordinate operator (Appendix A from [36])) *Let $2^n \times 2^n$ matrix $\hat{x} = \text{diag}(-1, -1 + \frac{2}{2^n-1}, \dots, 1)$ be a n -qubit finite-difference representation of coordinates as in the Eq. (C2), then we can construct a $(1, \lceil \log_2 n \rceil, 0)$ -block-encoding of the matrix \hat{x} :*

$$\hat{O}_x |0\rangle^\lambda |k\rangle^n = x_k |0\rangle^\lambda |k\rangle^n + J_x |\perp_0\rangle^{n+\lambda}; \quad x_k = -1 + \frac{2k}{2^n-1}; \quad \lambda = \lceil \log_2 n \rceil,$$

with resources no greater than:

1. $16n \lceil \log_2 n \rceil - 16n$ one-qubit operations;
2. $12n \lceil \log_2 n \rceil - 16n$ C-NOTs;
3. $\lceil \log_2 n \rceil - 2$ pure ancillas.

Proof. We prove this lemma by demonstrating the circuit in Fig. 4, which implements the linear combination of unitaries technique to build the desired operator.

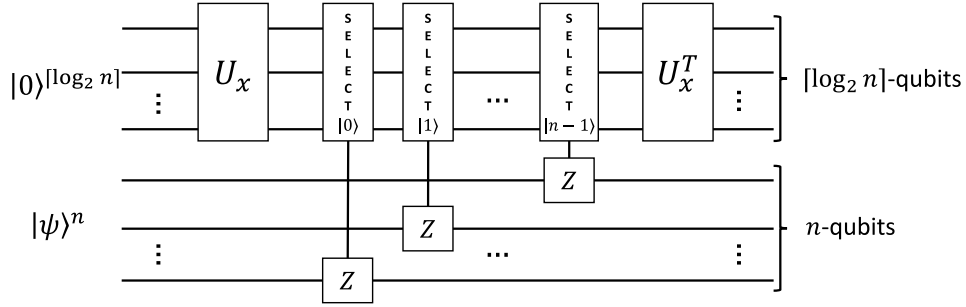


Fig. 4: A construction of the Amplitude-oracle for $2^n \times 2^n$ matrix \hat{x} which is $(1, \lceil \log_2 n \rceil, 0)$ -block-encoding. The construction using LCU technique as in Eq. (C2). The unitary U_x is defined in the Eq. (C3) with its transposed version U_x^T

The implementation utilizes the auxiliary unitary:

$$U_x = \frac{i}{\sqrt{2^n-1}} \sum_{j=0}^{n-1} 2^{j/2} |j\rangle^\lambda \quad (\text{C3})$$

The construction of U_x and U_x^T addresses the general problem of construction an arbitrary quantum state. The authors of [37, 38] suggest an explicit implementation of U_x which consist of less than $\frac{23}{24}n$ C-NOTs for even number of qubits and n C-NOTs for the odd number. Let's consider the number of one-qubit operations here. Naively, one can conclude that each C-NOT can be accompanied by 6 Euler rotations; however, a rotation around z axis commutes with control operation, and a rotation around x one commutes with Pauli X operation. Thus, the number of one-qubit

Euler rotations cannot exceed the number of C-NOTs by more than 4 times [39]. For simplicity in this paper we address a general one-qubit operation, so we merge 2 Euler rotations acting on each two qubits where the C-NOT is applied. Thus, the complexity of the U_α^H implementation is less than: (i) $2n$ one-qubit rotations, (ii) n C-NOTs. \square

1. From x to a polynomial

In this subsection we use the trick called qubitization [21] to transform the Amplitude-oracle for the $2^n \times 2^n$ matrix \hat{x} denoted as \hat{O}_x to the Amplitude-oracle for a polynomial of \hat{x} to \hat{O}_{P_s} (Coordinate-polynomial-oracle). The main building block in this trick is so called Alternating phase modulation sequence. This unitary operation is a key instrument for building \hat{O}_{P_s} .

Definition 5 (Alternating phase modulation sequence) *Let U be a $(1, m, 0)$ -block-encoding of hermitian matrix A such that*

$$A = (|0\rangle^m \langle 0|^m \otimes I^{\otimes n}) U (I^{\otimes n} \otimes |0\rangle^m \langle 0|^m);$$

let $\Phi \in \mathbb{R}^q$, then we define the q -phased alternating sequence U_Φ as follows

$$U_\Phi := \begin{cases} e^{i\phi_1(2\Pi-I)} U \prod_{j=1}^{(q-1)/2} (e^{i\phi_{2j}(2\Pi-I)} U^\dagger e^{i\phi_{2j+1}(2\Pi-I)} U) & \text{if } q \text{ is odd, and} \\ \prod_{j=1}^{q/2} (e^{i\phi_{2j-1}(2\Pi-I)} U^\dagger e^{i\phi_{2j}(2\Pi-I)} U) & \text{if } q \text{ is even,} \end{cases}$$

where $2\Pi - I = (2|0\rangle^m \langle 0|^m - I^{\otimes m}) \otimes I^{\otimes n}$.

Now we apply the Alternating phase modulation sequence on \hat{O}_x . In this case $m = 1$, $e^{i\phi(2\Pi-I)}$ turns to implementing the one-qubit rotation $C_{\Phi(-2\phi)}^{0\dots 0}$

$$\Phi(\theta) = \begin{pmatrix} e^{i\theta} & 0 \\ 0 & 1 \end{pmatrix}. \quad (\text{C4})$$

The quantum circuit for U_Φ for this case is depicted in Fig. 5.

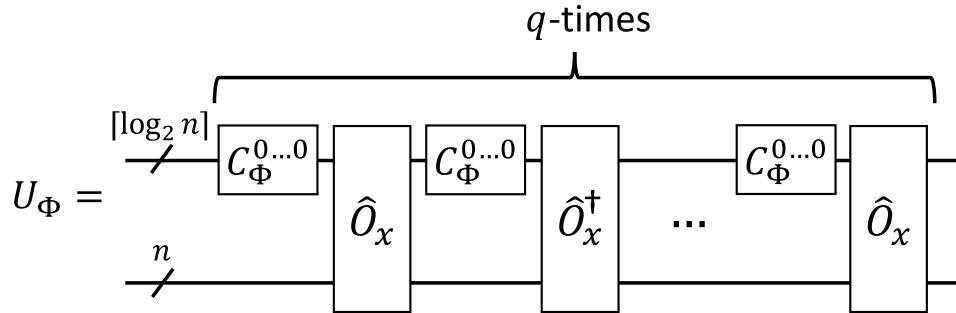


Fig. 5: Alternating phase modulation sequence U_Φ for \hat{O}_x with odd q .

Now we have all the ingredients to build the Coordinate-polynomial-oracle \hat{O}_{P_s} using singular value transformation.

Theorem 3 (Singular value transformation by real polynomials (Corollary 18 from [21])) *Let $P_q(x)$ be a degree- Q polynomial as in Eq. (5) and U_Φ is the Alternating phase modulation sequence as in Definition 5 based on Amplitude-oracle for n -qubit matrix $\hat{x} = \text{diag}(-1, -1 + \frac{2}{2^n-1}, \dots, 1)$ as in Lemma 1. Then there exist $\Phi \in \mathbb{R}^n$, such*

that

$$\hat{O}_{P_s} = \left(H_W \otimes I^{\otimes n + \lceil \log_2 n \rceil + 1} \right) (|0\rangle\langle 0| \otimes U_\Phi + |1\rangle\langle 1| \otimes U_{-\Phi}) \left(H_W \otimes I^{\otimes n + \lceil \log_2 n \rceil + 1} \right),$$

where \hat{O}_{P_s} is Coordinate-polynomial-oracle which is a $(1, \lceil \log_2 n \rceil + 1, 0)$ -block-encoding of $P_s(\hat{x})$:

$$\hat{O}_{P_s} |0\rangle^{\lceil \log_2 n \rceil + 1} |i\rangle^n = (P_s(x))_i |0\rangle^{\lceil \log_2 n \rceil + 1} |i\rangle^n + J_{P_s}^{(i)} |\perp_0\rangle^{n + \lceil \log_2 n \rceil + 1}. \quad (\text{C5})$$

The total complexity of construction \hat{O}_{P_s} does not exceed:

1. $16Qn\lceil \log_2 n \rceil + 8Qn + 32Q\lceil \log_2 n \rceil - 48q + 2$ one-qubit operations;
2. $12Qn\lceil \log_2 n \rceil + 4Qn + 24Q\lceil \log_2 n \rceil - 36q$ C-NOTs;
3. $\lceil \log_2 n \rceil - 1$ pure ancillas.

Moreover, given $P_s(x)$ and $\delta \geq 0$ we can find a $P'_s(x)$ and a corresponding Φ , such that $|P'_s(x) - P_s(x)| \leq \delta$ for all $x \in [-1, 1]$, using a classical computer in time $\mathcal{O}(\text{poly}(Q, \log(1/\delta)))$.

Proof. The rule of choosing Φ and the general proof is given in [21]. We computed complexities using Amplitude-oracle for x (Lemma 1) as an input for U_Φ depicted in Fig. 5. \square

Now we use the trick called the linear combination of unitaries to combine four coordinate-polynomial-oracles to build the discrete version of $f(x)$ from Eq. (4).

Theorem 4 (Linear combination of polynomials {Same as Theorem 1}) *Let $f(x)$ be a continuous function $f: \mathbb{R} \rightarrow \mathbb{C}$ with polynomial decomposition*

$$f(x) = \sum_{i=0}^Q \sigma_i x^i = \alpha_1 P_1(x) + \alpha_2 P_2(x) + i\alpha_3 P_3(x) + i\alpha_4 P_4(x); \quad \sigma_i \in \mathbb{C}; \quad \alpha_s \in \mathbb{R},$$

where polynomials $P_s(x)$ satisfy:

- $P_s(x)$ has parity- $(s \bmod 2)$;
- $P_s(x) \in \mathbb{R}[x]$;
- for all $x \in [-1, 1]$: $|P_s(x)| < 1$.

Then we can construct a unitary operation U_f which is $(\sum_{\kappa=0}^4 |\alpha_s|, \lceil \log_2 n \rceil + 3, 0)$ - block encoding of $f(\hat{x})$. U_f prepares a 2^n -discrete version of $f(x)$:

$$|\psi\rangle^n = \frac{\sum_{i=0}^Q \sum_{k=0}^{2^n-1} \sigma_i x_k^i |k\rangle^n}{\sqrt{\sum_{\kappa=0}^{2^n-1} \left| \sum_{j=0}^Q \sigma_j x_\kappa^j \right|^2}}$$

with probability $P \sim \mathcal{F}$ (see Definition 4) and resources no greater than:

1. $16Qn\lceil \log_2 n \rceil - 16Qn + 32Q\lceil \log_2 n \rceil + 16n\lceil \log_2 n \rceil + 33n + 120Q + 2$ one-qubit operations;
2. $12Qn\lceil \log_2 n \rceil - 16Qn + 24Q\lceil \log_2 n \rceil + 12n\lceil \log_2 n \rceil + 26n + 92Q$ C-NOTs;
3. $\lceil \log_2 n \rceil + 1$ pure ancillas.

Proof. We demonstrate the circuit design in Fig. 6, where

$$U_\alpha |0\rangle^2 = \frac{1}{\sqrt{\sum_{s=1}^4 |\alpha_s|}} \left[\sqrt{\alpha_1} |00\rangle^2 + \sqrt{\alpha_2} |01\rangle^2 + e^{i\pi/4} \sqrt{\alpha_3} |10\rangle^2 + e^{i\pi/4} \sqrt{\alpha_4} |11\rangle^2 \right]. \quad (\text{C6})$$

The operation U_α is an arbitrary two-qubit operation (3 C-NOTs, 6 one-qubit operations); the complexity of \hat{O}_x is derived in Lemma 1. We highlight that during the creation of Coordinate-polynomial-oracles (see Theorem 3) for all four polynomials it is necessary to apply \hat{O}_x $Q - 1$ times, so there is no need with their control versions; we apply the controlled version of \hat{O}_x only once due to different parities.

The filling ratio \mathcal{F} is an important quantity that measures how the total probability amplitude is distributed after applying the block-encodings \hat{O}_{P_s} to the constant superposition $H_W^{\otimes n} |0\rangle^n = |+\rangle^n$, as shown in Fig. 6. The block-encodings \hat{O}_{P_s} have matrix elements bounded by 1, meaning that after their action, the total probability tends to decrease; the Fig. 2 demonstrated how the applying of the \hat{O}_{P_s} cut the rectangle leaving the blue area under the plot. The total probability $P \sim \mathcal{F}$ is derived from the first term in the Eq. (C5).

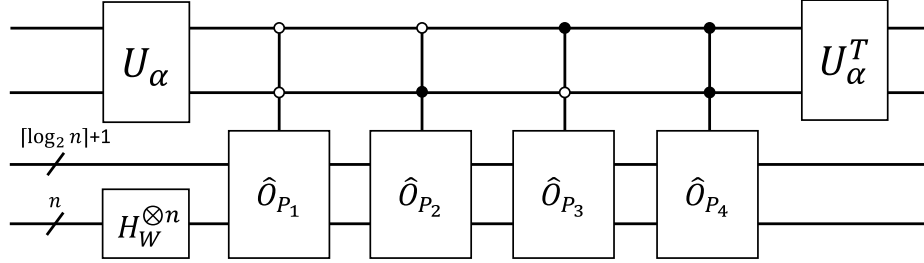


Fig. 6: Quantum circuit for the 2^n -discrete version of $f(x)$. The desired function is prepared if the first four qubits from the top are measured in the zero-state. The gate U_α is clarified in Eq. (C6) with a transposed version U_α^T .

□

Appendix D: Piece-wise polynomial function

Now we generalize the pipeline described in Appendix C for the more general case of non-continuous functions. We start with the simplest case of two pieces

$$f(x) = \begin{cases} \sum_{i=0}^{Q_1} \sigma_i^{(1)} x^i, & \text{if } a \leq x \leq K \\ \sum_{i=0}^{Q_2} \sigma_i^{(2)} x^i, & \text{if } b \geq x > K \end{cases}; \quad \sigma_i^{(j)} \in \mathbb{C} \quad (\text{D1})$$

As in the previous section, our aim is to build a 2^n -discrete version of $f(x)$ as a quantum state on a digital- or qubit-based quantum computer [1].

We aim to reduce the problem to the previous case; for this purpose, we introduce one ancillary qubit which keeps the information whether $k \geq K_n$ or not, where k is the number of a state in the computational basis and $K_n = \lceil (K - a)/\Delta x \rceil$ is a discrete coordinate of K . The initialization of this qubit (indicator qubit) is depicted in Fig. 7 and clarified in Fig. 8. The complexity of this procedure is no greater than

1. $16n + 34$ one-qubit operations,
2. $12n - 4$ C-NOTs,
3. $n - 1$ pure ancillas.

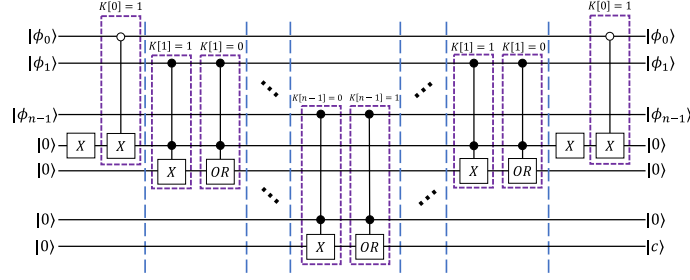


Fig. 7: Circuit design for initializing the indicator qubit. The whole circuit can be understood as a classical comparator as it compares the state (computational basis) in the upper register with K , setting the last qubit in the state $|c\rangle = |1\rangle$ if $\phi \geq K_n$. The quantum circuit uses $n - 1$ ancillas setting them back to zero state $|0\rangle$. A classical array $K[i]$ holds the binary representation of K_n ; the value of $K[i]$ determines which gate is applied.

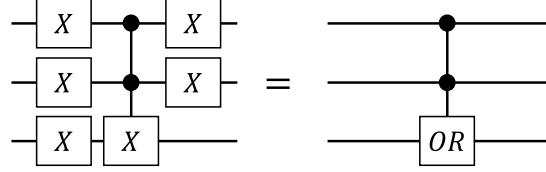


Fig. 8: The representation of the OR gate used in Fig. 7.

Using this auxiliary feature, we can prepare the 2^n -discrete version of $f(x)$ from Eq. (D1). The corresponding circuit is depicted in Fig. 9. By induction, we can prove the following theorem.

Theorem 5 (Piece-wise polynomial function {Same as Theorem 2}) *Let $f(x)$ be a piece-wise continuous function $f : \mathbb{R} \rightarrow \mathbb{C}$ with polynomial decomposition*

$$f(x) = \begin{cases} f_1(x) = \sum_{i=0}^{Q_1} \sigma_i^{(1)} x^i = \alpha_1^{(1)} P_1^{(1)}(x) + \alpha_2^{(1)} P_2^{(1)}(x) + i\alpha_3^{(1)} P_3^{(1)}(x) + i\alpha_4^{(1)} P_4^{(1)}(x), & \text{if } a \leq x \leq K_1 \\ f_2(x) = \sum_{i=0}^{Q_2} \sigma_i^{(2)} x^i = \alpha_1^{(2)} P_1^{(2)}(x) + \alpha_2^{(2)} P_2^{(2)}(x) + i\alpha_3^{(2)} P_3^{(2)}(x) + i\alpha_4^{(2)} P_4^{(2)}(x), & \text{if } K_2 \geq x > K_1 \\ \vdots \\ f_G(x) = \sum_{i=0}^{Q_G} \sigma_i^{(G)} x^i = \alpha_1^{(G)} P_1^{(G)}(x) + \alpha_2^{(G)} P_2^{(G)}(x) + i\alpha_3^{(G)} P_3^{(G)}(x) + i\alpha_4^{(G)} P_4^{(G)}(x), & \text{if } b \geq x > K_{G-1} \end{cases};$$

$$\sigma_i^{(j)} \in \mathbb{C}; \quad \alpha_s^{(j)} \in \mathbb{R},$$

where polynomials $P_s^{(j)}(x)$ satisfy:

- $P_s^{(j)}(x)$ has parity- $(s \bmod 2)$;
- $P_s^{(j)}(x) \in \mathbb{R}[x]$;
- For all $x \in [-1, 1]$: $|P_s^{(j)}| < 1$.

Then we can construct a unitary operation U_f which is a block-encoding of $f(\hat{x})$ that prepares a 2^n -discrete version of $f(x)$ with probability $P \sim \mathcal{F}$ and resources no greater than:

1. $\mathcal{O}(\sum_{g=1}^G Q_g n \lceil \log_2 n \rceil)$ quantum gates;
2. $n - 1$ pure ancillas.

The number of qubits that are needed to be measured in $|0\rangle$ is $\lceil \log_2 n \rceil + \lceil \log_2 G \rceil + 3$.

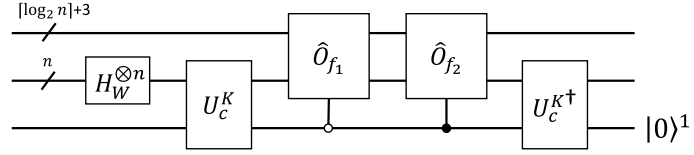


Fig. 9: Circuit design for preparing a piece-wise function (2 pieces) from Eq. (D1). Here the unitary U_c^K sets the last qubit in state $|1\rangle$ if the state in the middle n -qubit register is greater than K_n ; the circuit design is depicted in Fig. 7. The oracles \hat{O}_{f_j} are a controlled version of quantum circuits from Theorem 4 but without $H_w^{\otimes n}$ (see Fig. 6). The unitary $U_c^{K\dagger}$ returns the ancilla back to the zero state, making it a pure ancilla (see Definition 2).