

Improving DNN Modularization via Activation-Driven Training

TUAN NGO, University of Southern California, USA

ABID HASSAN, University of Southern California, USA

SAAD SHAFIQ, University of Southern California, USA

NENAD MEDVIDOVIC, University of Southern California, USA

Deep Neural Networks (DNNs) suffer from significant retraining costs when adapting to evolving requirements. Modularizing DNNs offers the promise of improving their reusability. Previous work has proposed techniques to decompose DNN models into modules both during and after training. However, these strategies yield several shortcomings, including significant weight overlaps and accuracy losses across modules, restricted focus on convolutional layers only, and added complexity and training time by introducing auxiliary masks to control modularity. In this work, we propose MODA, an activation-driven modular training approach. MODA promotes inherent modularity within a DNN model by directly regulating the activation outputs of its layers based on three modular objectives: intra-class affinity, inter-class dispersion, and compactness. MODA is evaluated using three well-known DNN models and three datasets with varying sizes. This evaluation indicates that, compared to the existing state-of-the-art, using MODA yields several advantages: (1) MODA accomplishes modularization with 29% less training time; (2) the resultant modules generated by MODA comprise 2.4x fewer weights and 3.5x less weight overlap while (3) preserving the original model's accuracy without additional fine-tuning; in module replacement scenarios, (4) MODA improves the accuracy of a target class by 12% on average while ensuring minimal impact on the accuracy of other classes.

CCS Concepts: • **Software and its engineering** → **Reusability**.

Additional Key Words and Phrases: DNN Modularization, DNN Decomposition, Module Reuse, Module Replacement

ACM Reference Format:

Tuan Ngo, Abid Hassan, Saad Shafiq, and Nenad Medvidovic. 2018. Improving DNN Modularization via Activation-Driven Training. In *Proceedings of Make sure to enter the correct conference title from your rights confirmation email (Conference acronym 'XX)*. ACM, New York, NY, USA, 21 pages. <https://doi.org/XXXXXXXX.XXXXXXX>

1 Introduction

DNNs have demonstrated exceptional capabilities in a range of domains (e.g., [8, 25, 37]). Typically, DNN models are delivered as monolithic packages with predefined architectures and numerous learned parameters tailored for particular tasks [17, 19, 25, 51]. This introduces significant retraining costs when adapting to new requirements [63]. State-of-the-art DNNs, such as VGG [51] and

Authors' Contact Information: Tuan Ngo, tkngo@usc.edu, University of Southern California, California, USA; Abid Hassan, mdkabid@usc.edu, University of Southern California, Los Angeles, USA; Saad Shafiq, sshafiq@usc.edu, University of Southern California, Los Angeles, USA; Nenad Medvidovic, neno@usc.edu, University of Southern California, Los Angeles, USA.

Permission to make digital or hard copies of all or part of this work for personal or classroom use is granted without fee provided that copies are not made or distributed for profit or commercial advantage and that copies bear this notice and the full citation on the first page. Copyrights for components of this work owned by others than the author(s) must be honored. Abstracting with credit is permitted. To copy otherwise, or republish, to post on servers or to redistribute to lists, requires prior specific permission and/or a fee. Request permissions from permissions@acm.org.

Conference acronym 'XX, June 03–05, 2018, Woodstock, NY

© 2018 Copyright held by the owner/author(s). Publication rights licensed to ACM.

ACM ISBN 978-1-4503-XXXX-X/18/06

<https://doi.org/XXXXXXXX.XXXXXXX>

ResNet [17], are particularly memory- and computation-intensive, often requiring hours or even days to train from scratch. To mitigate these challenges, several approaches like transfer [63], one-shot [15], and few-shot [53] learning have been extensively investigated in prior research. These methods allow reuse of a portion of existing model parameters to construct new models for related tasks. However, they still require some degree of fine-tuning and necessitate the use of the entire DNN model, incurring overhead [39] and inheriting undesired functionalities of the originating models [45].

To help address this, DNN modularization [22, 39, 40, 44–48] has recently emerged as a promising direction for enhancing model reuse. Inspired by over 50 years of work on modularizing traditional software [41, 42], DNN modularization aims to decompose an n -class classification model into n distinct groups of weights (i.e., modules), with each module dedicated to recognizing a single output class. DNN modularization offers the promise of selective integration of *reusable* modules to assemble new DNN models with *minimal to no retraining* required [46, 47]. Furthermore, decomposing a DNN model into modules would simplify the *removal* of unwanted classes and enable the *replacement* of under-performing modules for specific classes with more accurate ones.

To date, research in DNN modularization has taken two primary directions: post-training and during-training. Given a trained DNN model, post-training modularization [22, 39, 40, 44–46] analyzes how specific model weights contribute to different class predictions by observing the responses of associated hidden units, i.e., neurons in fully connected (FC) layers or channels in convolutional layers. Subsets of weights that are responsible for particular classes are grouped into individual modules. However, the inherent inter-connectivity (i.e., correlation) among hidden units often leads to significant weight overlap between modules [22, 40, 44]. Efforts to mitigate these weight correlations can compromise the predictive performance of individual modules. To overcome this issue, more recent work [47] proposed a modularization technique that aims to regulate the weight contributions during the training phase. Specifically, modularity of a DNN is achieved through a set of specialized “modular masks”. These masks are learnable and designed to control the involvement of different groups of weights in predicting samples from the same or different classes during training.

Although mask-based modularization offers promise of improved DNN reuse, three notable limitations hinder its adoption in practice. ❶ Achieving modularity within a DNN during training requires an auxiliary mask generator attached to each layer to adjust respective weights’ contributions, significantly increasing the model complexity and doubling the training time [47]. ❷ Existing masking mechanisms are primarily designed for the convolutional layers in a given DNN. However, other types of layers, such as FC layers, are prevalent in DNN architectures and often comprise the majority of a model’s parameters (as much as 90% in VGG) [4]. Mask-based modularization approaches end up duplicating the entire set of FC layer weights across modules [47], obscuring the unique contributions of these weights to module functionalities. ❸ While previous approaches can reduce weight overlap between modules, they exhibit an average accuracy drop of over 40%. To mitigate this, further retraining of each composed model on the entire sub-task dataset is needed.

In this paper, we propose MODA, a novel *activation-driven* modular training approach that yields accuracy-preserving modules. Unlike mask-based approaches that impose modularity *externally* through auxiliary masks, MODA fosters modularity *inherently* by directly shaping the activation patterns of DNN layers during training. Specifically, MODA computes three vital modularization objectives on each layer’s activation outputs: *intra-class affinity*, *inter-class dispersion*, and *compactness*. In the training phase, MODA aims to align the hidden units activated across samples within the same class (intra-class affinity), to distinguish the units activated for samples from different classes (inter-class dispersion), and to activate minimal numbers of units that maintain target functionalities (compactness).

MODA’s adopted strategy offers four key benefits. ① *Improved scalability*: By directly regulating the layer outputs without applying masks, MODA avoids introducing extra parameters or modifications to the layers, thus retaining the original model complexity. ② *Finer granularity*: MODA’s focus extends down to individual neurons within FC layers, thus allowing one to extract only the relevant hidden units from the original model to create the requisite modules. ③ *Preserved module accuracy*: MODA’s activation-driven approach achieves modularity inherently within the model, facilitating module reuse without the need for additional fine-tuning to regain accuracy. ④ *Module replaceability*: The ability to maintain module accuracy empowers MODA to boost the performance of weak (e.g., overfitting or underfitting) DNN models by replacing their less accurate modules with more accurate ones from stronger models, without the need to retrain the entire model.

We evaluate MODA by employing three representative DNN models (i.e., VGG16 [51], ResNet18 [17] and MobileNet [19]) and three widely-used datasets (i.e., SVHN [38], CIFAR-10 [24] and CIFAR-100 [24]). Our results demonstrate that MODA can promote modularity inside DNN models during training and produce fine-grained, compact modules. These modules have an average size of only 8.84% and weight overlap of 5.41% compared to the original model, while still maintaining the original classification accuracy. We also compare MODA to the state-of-the-art mask-based modularization approach, MwT [47]. MODA achieves modules with 2.4x fewer weights and 3.5x less weight overlap compared to MwT. MODA also requires 29.23% less training time compared to MwT. Finally, in a series of module replacement experiments, MODA demonstrates an average improvement of 12.04% in accuracy for the target class, with an average increase of 3.52% in the accuracy of other classes. In contrast, the previous replacement approach, CNNSplitter [44], shows a modest 0.91% improvement for the target classes with the average accuracy increase of 1.99% for other classes.

This paper makes three key contributions. ① A novel activation-driven training method that yields fine-grained modularity inherently within DNNs. ② Integration of three novel objective functions—intra-class affinity, inter-class dispersion, and compactness—within the training process to generate accuracy-preserving, compact modules. ③ An extensive empirical evaluation that demonstrates improvements over state-of-the-art methods, along with an open-source implementation and artifacts [2].

The paper is organized as follows. Section 2 motivates our work. MODA is detailed in Section 3. Sections 4, 5, and 6 present evaluation methodology, obtained results, and validity threats. Related work and conclusions round out the paper.

2 Background and Motivation

This section highlights the work that has preceded and inspired MODA. We then outline the key insights drawn from our analysis of the prior work that serve as MODA’s underpinnings.

2.1 DNN Modularization Approaches

DNN Modularization aims to decompose an n -class classification model into n groups of weights (i.e., modules), with each group dedicated to recognizing a single output class. This strategy has been explored in two primary directions: (1) post-training and (2) during-training DNN modularization.

Post-Training Modularization – Earlier techniques involve analyzing a *fully trained* DNN model to determine which neurons exhibit non-zero activation values when predicting samples of a particular class [22, 39, 40, 44–46]. The underlying rationale is that activated neurons are contributing towards the prediction of one class, hence their weights should be grouped into a single module. Realizing that not all activated neurons contribute equally to the output, recent work [44–46] proposed a search-based approach to identify minimal subsets of weights that critically impact the predictions of specific classes. However, the inherent interconnectivity among hidden units

in neural networks, where a single weight can impact the predictions of multiple classes, still leads to significant weight overlap between modules [44, 46], hampering their subsequent reuse.

During-Training Modularization – To mitigate the challenge of weight overlap, Qi et al. [47] proposed an approach to enforce a modular structure of a neural network during its training phase. Specifically, within a DNN model, each convolutional layer is paired with a mask generator, itself a trainable DNN model designed to control its associated layer’s channels. This masking mechanism, named MwT, enforces the modularity of the network by dictating how the kernels (i.e., groups of weights) associated with channels contribute to the class predictions. However, this approach has three notable limitations. We confirmed these limitations empirically, by applying masks on well-known DNN models and datasets, as discussed below.

First, it introduces *non-trivial training overhead*. Integrating a mask generator with each convolutional layer introduces extra parameters, which elevates the model’s complexity. We found that applying masks on two well-known models resulted in significant increases in weights per layer: VGG16 [51] yielded an increase of up to 22.28% (13.46% on average), and ResNet18 [17] yielded an increase of up to 149.22% (36.03% on average). We posit that these extra parameters were the principal contributor to MwT’s previously reported [47] doubled training time compared to the standard training method.

Second, this approach achieves *limited module granularity* in practice. The masking mechanism, tailored for convolutional layers to adjust the modular structure at the level of channels, may encounter scalability issues when applied to layers built directly on individual neurons, as with FC layers. FC layers are prevalent in DNN architectures, and often comprise a major share (as much as 90%) of total model weights [4, 28]. FC layers typically contain much larger numbers of individual neurons compared to the number of channels in convolutional layers [4]. Thus, applying masks on FC layers would significantly escalate the training overhead. In fact, the mask-based approach adopted in MwT duplicates the entire set of FC layers’ weights across its modules.

Third, this approach ultimately yields *diminished module accuracy*. Although mask-based training facilitates the creation of modules with reduced sizes and less overlap in convolutional layers, the resulting modules exhibit suboptimal predictive performance. This limitation is demonstrated when subsets of these modules are used to construct new DNN models for sub-tasks. For example, our empirical analysis (further detailed in Section 5) shows that, when composing modules that originate from the VGG16 model [51] trained on the CIFAR10 dataset [24], MwT yields a 47.28% average drop in accuracy; similarly, applying MwT on ResNet18 [17] results in a 67.52% accuracy drop. Since these models rely on auxiliary masks in the training phase, the absence of masks in extracted modules causes unconstrained output flow and leads to accuracy loss. Because of this issue, MwT requires further retraining of all the weights of composed models on entire sub-task datasets for performance recovery [47]. Even then, our empirical analysis indicates that retraining may not restore the expected accuracy of composed models, with accuracy losses persisting as large as 50%. More importantly, retraining composed models undermines the purported reusability advantages of decomposing DNNs into modules.

2.2 Key Ideas Underlying MODA

The limitations of modularization via *external* masks motivated us to develop MODA, an approach that supports modularity *inherently* within a DNN by directly shaping the activation patterns of DNN layers during training. Specifically, MODA’s training strategy is built upon two core principles: (1) improve module specialization by refining activations of hidden units at a finer-grain level than prior work, and (2) reduce excessive activations of those units to ensure module compactness. We will motivate and briefly introduce both principles next, and then elaborate on them in Section 3.

Module Specialization – The key goal of MODA is to promote modularity within a multi-layer DNN by cultivating distinct *specialized* sub-networks tailored to different functionalities, i.e., to predicting particular classes. This functional specialization implies that, ideally, each hidden unit of a layer should activate exclusively in response to input samples from a single class. This differs from the behavior observed in DNNs trained using conventional strategies, where a hidden unit often responds to samples across multiple classes [6, 30].

To this end, we propose two novel training objectives that foster the functional specialization of hidden units in each layer by shaping their activation patterns: (1) *intra-class affinity* promotes similar subsets of units consistently activated to predict samples within the same class, and (2) *inter-class dispersion* enforces distinct subsets of units activated to predict samples from different classes. Throughout the training process, these subsets of hidden units will serve as individual modules, which can later be decomposed for further reuse.

We note that the above two objectives resonate with principles in training deep representation-learning models [5, 56], which learn to map the input space to a low-dimensional embedding space that emphasizes similarities among positive samples while separating them from negative samples. However, MODA’s ultimate goal is to leverage these (dis)similarities to structure the network into distinct, functional modules, rather than just improving its output quality. As a result, MODA’s modularization covers all the layers of a DNN model, not only the single layer that yields output embeddings.

Since MODA does not introduce additional parameters or modifications to layers, the original complexity of a DNN is preserved. In turn, MODA not only has the potential to enhance the inherent modularity within DNNs, but also to improve the scalability in the training phase. This allows for finer-grained modularization and broader applicability across varying layer types. For example, the approach that leverages external masks is restricted to channels in convolutional layers, while MODA also works at the level of individual neurons in FC layers.

Module Compactness – In principle, intra-class affinity and inter-class dispersion are sufficient to promote modularity by regulating activations of hidden units within a layer. However, in practice, hidden units with low activation values would still be present across decomposed modules. Specifically, when non-essential neuron activations contribute, even only marginally, to the target predictions of multiple classes, their corresponding weights end up shared unnecessarily in the modules. To address this, we propose the third modularity objective, *compactness*, whose direct aim is to “disable” unnecessary hidden units used for predicting samples. This is achieved through activation sparsity, induced by gradually reducing non-essential hidden units’ activation values toward zero during training (detailed in Section 3).

Note that, compactness’s goal may appear conceptually similar to model pruning [33], which aims to eliminate unnecessary hidden units/weights to reduce the overall model size. However, pruning neurons/weights that appear unimportant at one training epoch will permanently eliminate their involvement in predicting any class in future training epochs. In contrast, MODA’s compactness is designed to refine the activation patterns for enhancing DNN modularity. Our intuition behind compactness is to (1) suppress unnecessary activations of neurons for *particular classes* without universally suppressing them for all classes, and (2) allow flexibility for neurons suppressed by compactness in earlier epochs to potentially become active later through the modularity dynamics enforced by affinity and dispersion objectives.

In summary, these three objectives, in tandem, produce modules with minimal yet highly aligned activations, thus enhancing DNN reuse effectiveness, as detailed in the remainder of the paper.

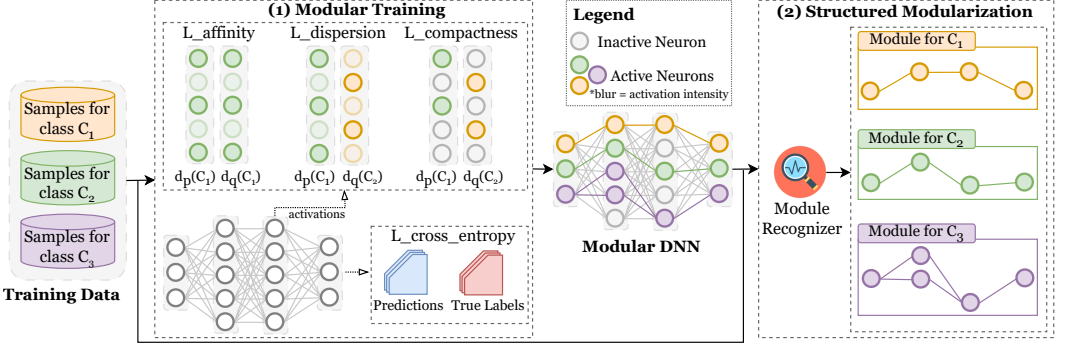


Fig. 1. High-level overview of MODA

3 MODA's Approach

Based on the above key ideas, we propose MODA, a novel during-training modularization approach. A high-level view of MODA is shown in Figure 1. In particular, MODA aims to decompose an n -class classification model into n corresponding modules, each containing a subset of weights extracted from the original DNN model that are necessary for predicting the respective class. MODA achieves this via two steps: **1** *Activation-driven training*: MODA aims to simultaneously reduce the model's prediction errors while enhancing its modularity through the three principal objectives of intra-class affinity, inter-class dispersion, and compactness. During the training, in each layer, the distribution of activation outputs is gradually refined by promoting specialization where only a limited set of units (e.g., neurons) is involved in making predictions for any given class. **2** *Structured decomposition*: Once the modular model is trained, MODA identifies the layers' units that are frequently activated while classifying samples of each class. These units, along with their associated weights, are extracted to form distinct modules. We elaborate each step next, followed by some representative module (re)use scenarios.

3.1 Activation-Driven Modular Training

This section describes the methodology for training a modular DNN model. To facilitate the discussions, we initially focus on fully-connected (FC) layers. We then show how the same principles can be generalized to convolutional layers.

Formally, an n -class DNN model \mathcal{M} is a sequence of l layers, and we use the following notation:

- C := set of classes ($|C| = n$)
- \mathcal{D} := all input samples in a training batch
- \mathcal{D}_c := input samples for class $c \in C$
- d_p^c := p^{th} input sample in $\mathcal{D}_c, \forall p \in [|\mathcal{D}_c|]$
- L_i := i^{th} layer of $\mathcal{M}, \forall i \in [1, l]$
- S^i := set of neurons in layer L_i
- \mathbf{y}^i := activation vector for layer L_i

Given the activation function f , the activation value y_j^i of neuron s_j^i in L_i is:

$$y_j^i = f(\mathbf{W}_j^i \mathbf{y}^{i-1} + b_j^i) \quad (1)$$

where W_j^i and b_j^i represent s_j^i 's weights and bias, respectively.

In general, a neuron s_j^i is considered as being activated if it has non-zero activation value, i.e., $y_j^i \neq 0$. Otherwise, s_j^i is inactive and has no influence on the outputs of the next layer, and consequently does not contribute to final prediction of model \mathcal{M} for the given input d_p^c .

Based on this insight, we leverage activation-driven modularity in the training process. This involves guiding the model to activate different subsets of neurons S^i in layer L_i for predicting samples of different classes. In other words, the ability to predict class c can be confined to a particular subset of neurons in \mathcal{M} . Upon completion of the training phase, we obtain a model \mathcal{M} consisting of n sub-networks for n classes.

To realize such a modular training approach, we propose a mechanism to dynamically regulate the involvement of all the neurons S^i in a layer L_i through their activation outputs. As discussed above, our strategy promotes modularity within model \mathcal{M} with three novel objectives: (1) *intra-class affinity* – \mathcal{M} should activate similar subsets of neurons in L_i for samples of the same class; (2) *inter-class dispersion* – \mathcal{M} should activate dissimilar subsets of neurons in L_i for samples from different classes; and (3) *compactness* – \mathcal{M} should activate a minimal number of neurons in each subset. As illustrated in Figure 1, during forward pass, MODA monitors the activation vector \mathbf{y}^i in L_i corresponding to each input sample. MODA subsequently uses these vectors to evaluate the three objectives, in order to guide the optimization in the backward pass towards constructing the activation-driven modularity inside the layer L_i . Note that, as with existing work [39, 40, 44–47], we focus on the ReLU activation function used in hidden layers, as it is the most common activation function for DNNs [7].

We next detail how the three modularization objectives are computed in the case of FC layers. We start with inter-class dispersion as it is conceptually simplest and can help in understanding intra-class affinity and compactness. We then show how the same concepts can be applied to convolutional layers.

Inter-class dispersion: Traditional DNNs use neurons indistinctly across classes, obscuring their specialization [6, 30]. Meanwhile, the goal of modularity is to have clear distinction between subsets of neurons responsible for different classes. To assess this distinction, we measure the dispersion in activation patterns of neurons responding to input samples.

Given input samples d_p^c from class c and $d_q^{c'}$ from class c' , layer L_i produces activation vectors $(\mathbf{y}^i)_{d_p^c}$ and $(\mathbf{y}^i)_{d_q^{c'}}$, respectively. Inter-class dispersion between d_p^c and $d_q^{c'}$ at layer L_i is computed as:

$$dis(d_p^c, d_q^{c'}) = 1 - sim\left((\mathbf{y}^i)_{d_p^c}, (\mathbf{y}^i)_{d_q^{c'}}\right) \quad (2)$$

where *sim* is the similarity measure. In this work, we select cosine similarity as, by definition, it measures the *directional similarity* between two vectors rather than their magnitudes. As with ReLU, the components of activation vector \mathbf{y}^i are non-negative and then the cosine similarity between two vectors in Equation 2 is bounded to $[0, 1]$. A lower similarity score between $(\mathbf{y}^i)_{d_p^c}$ and $(\mathbf{y}^i)_{d_q^{c'}}$ indicates more dispersion. Essentially, to achieve high inter-class dispersion, the angular distance between two activation vectors belonging to different classes should be as far from one another as possible (i.e., low cosine similarity).

In general, given a batch of training samples, every pair of samples d_p^c and $d_q^{c'}$ from two classes c and c' is selected to measure the dispersion in their resultant activation patterns across layers. To *maximize* dispersion between these patterns, we *minimize* inter-class dispersion loss \mathcal{L}_{dis} while training the model \mathcal{M} , as follows:

$$\mathcal{L}_{dis} = 1 - \frac{1}{|C| \cdot (|C| - 1) / 2} \sum_{c, c' \in C} \left(\frac{\sum_{d_p^c, d_q^{c'} \in \mathcal{D}_c \times \mathcal{D}_{c'}} dis(d_p^c, d_q^{c'})}{|\mathcal{D}_c| \cdot |\mathcal{D}_{c'}|} \right) \quad (3)$$

Intra-class affinity: This refers to how a model considers a given subset of neurons in L_i to be responsible for predicting a specific class. The goal of high intra-class affinity is to ensure that the model uses highly similar subsets of neurons in predicting a specific class. Unlike inter-class dispersion, which assesses the similarity of activation patterns within the same class, affinity evaluates the similarity of intra-class activation patterns between different classes. Specifically, at layer L_i , affinity is computed between activation patterns of each pair of samples d_p^c and d_q^c from the same class c in a training batch:

$$\text{aff}(d_p^c, d_q^c) = \text{sim}\left((\mathbf{y}^i)_{d_p^c}, (\mathbf{y}^i)_{d_q^c}\right) \quad (4)$$

In turn, *maximizing* affinity between activation patterns involves *minimizing* intra-class affinity loss \mathcal{L}_{aff} during training, which is defined as follows:

$$\mathcal{L}_{\text{aff}} = 1 - \frac{1}{|C|} \sum_{c \in C} \left(\frac{\sum_{d_p^c, d_q^c \in \mathcal{D}_c} \text{aff}(d_p^c, d_q^c)}{|\mathcal{D}_c| \cdot (|\mathcal{D}_c| - 1) / 2} \right) \quad (5)$$

We note that our definitions of intra-class affinity and inter-class dispersion are inspired by principles of representation learning (RL) [5, 56], but are adapted for MODA’s modularization goal. Specifically, MODA uses cosine similarity as a measure for affinity and dispersion, rather than magnitude-aware similarity metrics commonly used in RL (e.g., Euclidean distance in triplet loss) to learn good embeddings.

Compactness: As illustrated in Figure 1, although inter-class dispersion loss reduces shared influence across classes, it may not completely eliminate undesired influences, as neurons may still produce non-zero (even if near-zero) activations. As a result, these neurons can still marginally affect non-target classes. On the other hand, intra-class affinity loss may enhance neuron involvement, but in the process, could activate additional, non-essential neurons pertaining to a specific class.

To address this, we propose the third objective, compactness, which refines modularity by minimizing the number of neurons involved in predicting a class. The compactness loss \mathcal{L}_{com} is designed based on l_1 norm [33], and derives the desired properties from it, as discussed below:

$$\mathcal{L}_{\text{com}} = \frac{1}{|C|} \sum_{c \in C} \left(\frac{\sum_{d_p^c \in \mathcal{D}_c} \|(\mathbf{y}^i)_{d_p^c}\|_1}{|\mathcal{D}_c|} \right) \quad (6)$$

where $\|(\mathbf{y}^i)_{d_p^c}\|_1$ is the l_1 norm of the activation vector $(\mathbf{y}^i)_{d_p^c}$.

During training, \mathcal{L}_{com} facilitates feature selection, ensuring that only the essential neurons are activated for a class. It promotes sparse activation vectors by reducing near-zero activations towards zero, thus resolving the undesired shared influences of neurons encountered in the inter-class dispersion loss. This differs from previous work [33], where the l_1 -norm was applied to model weights for pruning purposes. In contrast, MODA uses it in the compactness objective to refine modularity at the activation level during training. We will further study the impact of the compactness objective in Section 5.4.

In summary, incorporating intra-class affinity, inter-class dispersion, and compactness into our loss function yields a unified loss function \mathcal{L} for training the model \mathcal{M} :

$$\mathcal{L} = \mathcal{L}_{\text{ce}} + (\alpha \cdot \mathcal{L}_{\text{aff}} + \beta \cdot \mathcal{L}_{\text{dis}} + \gamma \cdot \mathcal{L}_{\text{com}}) \quad (7)$$

where \mathcal{L}_{ce} is the standard cross-entropy loss used for evaluating classification errors, and α , β , and γ denote weighting factors for the modular losses \mathcal{L}_{aff} , \mathcal{L}_{dis} , and \mathcal{L}_{com} , respectively. Through mini-batch gradient descent [13], modular training aims to reduce \mathcal{L}_{ce} to improve the \mathcal{M} ’s classification accuracy, while decreasing modular losses to enhance \mathcal{M} ’s modularity.

Application to convolutional layers: Following the same principles, intra-class affinity, inter-class dispersion, and compactness can be applied to convolutional layers. Unlike an FC layer that produces an activation vector \mathbf{y}^i , a convolutional layer outputs a 3D activation map $\mathbf{u}^i \in \mathbb{R}^{H \times W \times T}$. This activation map consists of T channels, each having spatial dimensions of $(H \times W)$. Each channel's output \mathbf{u}_t^i , where $t \in T$, is associated to kernels (i.e., groups of weights) that captures local structural information of the input [3]. Because of this characteristic, we modularize convolutional layers at channel-level instead of the neuron-level as in FC layers.

To adapt modular objectives to convolutional layers, the modular losses of each layer are estimated from the channel-wise activation vector \mathbf{y}^i . Specifically, \mathbf{y}^i is obtained by performing an averaging operation across the spatial dimensions over the activation map \mathbf{u}^i as follows:

$$y_t^i = \frac{1}{H \times W} \sum_{h=1}^H \sum_{w=1}^W u_{h,w,t}^i \quad (8)$$

The resultant y_t^i for the t -th channel is the equivalent of the activation y_j^i for a neuron in FC layer from Equation 1.

3.2 Structured Decomposition

The training phase yields a “modular model” \mathcal{M} , i.e., a model that is amenable to modularization. The next step is to decompose \mathcal{M} into modules such that each module retains only a portion of relevant neurons and weights extracted from \mathcal{M} . To decompose \mathcal{M} into n modules corresponding to n classes, MODA measures and selects the highly-utilized neurons in each layer along with their associated weights. Neurons that are rarely activated for a particular class are likely to be redundant and can be excluded from the corresponding module without decreasing the module's performance. Specifically, the frequency of neuron activation with respect to a particular class c is calculated by the number of times a neuron s_j^i in layer L_i is activated in response to input samples from c . We define τ as a threshold to determine whether s_j^i should be included in the module for class c based on the frequency of its activations.

Formally, the module for class c is defined as:

$$\text{module}(c) = \left\{ s_j^i \mid \forall s_j^i \in S^i, \frac{\text{freq}(s_j^i, \mathcal{D}_c)}{|\mathcal{D}_c|} \geq \tau \right\} \quad (9)$$

where $\text{freq}(s_j^i, \mathcal{D}_c)$ refers to activation frequency of neuron s_j^i for the set of training samples \mathcal{D}_c of class c .

Since threshold τ plays a crucial role in the decomposition step, it should be able to balance between size of the resultant modules and the potential degradation in classification accuracy. A higher threshold can generate more lightweight modules but may also omit important neurons and their weights, thus impacting the modules' functionalities. The choice of threshold τ will be discussed further in Section 5.4.

3.3 Use Cases for DNN Modularization

Although the n modules decomposed from \mathcal{M} contain separate groups of neurons and weights, each outputs only a singular number corresponding to its class. These modules are not immediately applicable for classification tasks, as a multi-class output vector is needed for determining the most likely class. Instead, the modules are intended for collective reuse in different scenarios. We detail two such scenarios.

Module reuse: To reuse the model \mathcal{M} for predicting a subset of k classes ($k < n$), the corresponding k modules need to be used to construct a new model. Since these modules are all derived

from \mathcal{M} , their neurons can be merged layer by layer, similarly to previous work [44, 46, 47]. Note that reusing modules to compose a new model only utilizes the corresponding sets of neurons and weights connecting them. As a result, the output dimensions of the convolutional/FC layers are typically smaller than respective layers in the original model. The last layer of the composed model generates an k -dimensional output vector indicating the scores of k classes, and can thus compute k -class predictions as the same way as in \mathcal{M} . Overall, the composed model maintains the same number of layers as \mathcal{M} but with only a fraction of \mathcal{M} 's neuron weights, resulting in reduced memory and computation overhead.

Essentially, reusing a subset of modules extracted from \mathcal{M} for sub-tasks is straightforward. The composed models are expected to *match the accuracy* of the model \mathcal{M} *without* further fine-tuning, for reasons discussed in Sections 3.1 and 3.2. This is a key contribution of our work and is distinguished from the state-of-the-art during-training modularization approach [47], which requires fine-tuning for sub-task reuse.

Module replacement: A special case of module integration from different models is substituting a less accurate module \mathbf{m}_w^c associated with a class c and derived from a weak model \mathcal{M}_w , with a more accurate module \mathbf{m}_s^c for the same class decomposed from a strong model \mathcal{M}_s [22, 40, 44, 46]. In this context, the model is considered *strong* if it shows higher accuracy (e.g., a lower false-positive rate) on class c compared to the weak model. In practice, \mathcal{M}_w and \mathcal{M}_s may have different architectures. Thus, integrating module \mathbf{m}_s^c into the base model \mathcal{M}_w on a per-layer basis, as in sub-task reuse, will require additional efforts to ensure compatibility. One approach could be to run \mathcal{M}_w and \mathbf{m}_s^c in parallel with a given input, and then replace the output of \mathcal{M}_w for class c with that from \mathbf{m}_s^c [44]. However, \mathcal{M}_w and \mathcal{M}_s may be initially trained on different datasets, and potentially share only c as a common class between them. Consequently, \mathcal{M}_w and \mathbf{m}_s^c may produce outputs of c in significantly different distributions, and using such outputs directly without any calibration could result in sub-optimal accuracy.

MODA allows us to overcome this issue by applying the strategy depicted in Figure 2. For each input sample, we denote \mathbf{o}_m as the vector that results from \mathcal{M}_w but with the output component of target class c replaced by that of \mathbf{m}_s^c . The goal is to align output components among different classes within \mathbf{o}_m using \mathcal{M}_w 's training data, which includes samples of c . To achieve this, we introduce an *adaptation layer*, which is an FC layer that receives \mathbf{o}_m as input and yields an adapted output vector \mathbf{o}_a of same dimension as \mathbf{o}_m . We then train the adaptation layer using cross-entropy loss (\mathcal{L}_{ce}) to learn how to transform \mathbf{o}_m to \mathbf{o}_a . Since this layer has a limited number of weights, which is determined by dimensions of \mathbf{o}_m and \mathbf{o}_a , we only need to train it using \mathcal{M}_w 's training data for a few epochs. After this process, a trained adaptation layer can be integrated to align the outputs of \mathcal{M}_w and \mathbf{m}_s^c , thus creating an improved model.

4 Evaluation Methodology

We evaluate MODA by answering four research questions:

- **RQ1:** How effective and efficient is MODA in training modular DNNs?
- **RQ2:** How well do the DNN modules decomposed by MODA perform in terms of model reuse and replacement?
- **RQ3:** How does compactness affect MODA's modularization?
- **RQ4:** How do hyper-parameters impact MODA's performance?

To answer these questions, we follow the experimental setup used in prior research on DNN modularization [22, 39, 40, 44–48].

Models: We select three widely-used CNN models VGG16 [51], ResNet18 [17], and MobileNet [19] with varying sizes and architectures. The number of parameters for these models are about 34.0M,

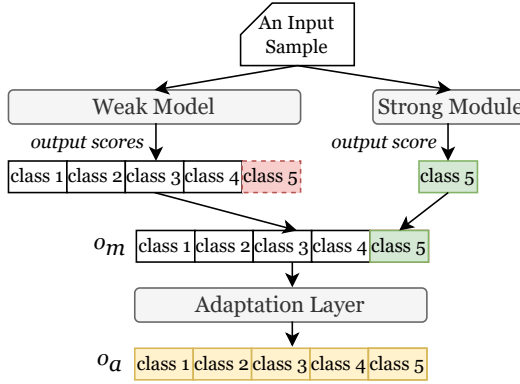


Fig. 2. MODA’s module replacement strategy

11.2M, 3.3M, respectively. Note that all of the models contain both convolutional layers and FC layers in their architecture. Particularly, VGG16 is built upon stacked layers which represents sequential architecture [51]. Outputs of one layer can only flow to the immediately subsequent layer. ResNet18 relies on blocks of convolutional layers with residual connections, where outputs of one layer can be passed through several layers [17]. MobileNet is known as an efficient network architecture for mobile devices. This architecture is based on depthwise separable convolutional layers [19], where each output channel of a layer might associate with only one input channel of the immediately preceding layer.

Datasets: Three datasets are used to evaluate DNN modularization approaches, including Street View House Number (SVHN)[38], CIFAR10[24], and CIFAR100 [24]. SVHN and CIFAR10 datasets include samples classified into 10 classes each. CIFAR100 contains the same number of samples as CIFAR10 but categorized into 100 classes.

Baselines: We compare MODA with standard training (ST) and state-of-the-art during-training modularization approach (MwT) [47]. For module reuse, we compare the effectiveness of MwT and MODA. For module replacement, because MwT does not address this task, we use CNNSplitter [44] for comparison.

Hyper-parameters: Training procedure for ST, MwT, and MODA is conducted over 200 epochs with a batch size of 128. The mini-batch stochastic gradient descent (SGD) optimizer [13] is used with a learning rate of 0.05 and Nesterov’s momentum set to 0.9. For MwT, we reuse its default settings for training and decomposing DNNs [47]. For MODA, the weighting factors in the modular losses α , β , and γ are set to 1.0, 1.0, and 0.3, respectively. The decomposition threshold τ is 0.9. We select these hyper-parameters by examining their impact on MODA, which will be discussed in Section 5.4.

Evaluation metrics: (1) *Test Accuracy* denotes the top-1 accuracy of the trained model on the test set prior to decomposition into modules. (2) *Reuse Accuracy* is the top-1 accuracy of a composed model (i.e., model created by combining modules) on the test set. (3) *Module Size* is calculated by dividing the number of weights in a module by the total number of weights in the original model. (4) *Module Overlap* is calculated as the number of weights that are shared between a pair of modules, divided by the total number of weights in the original model. Specifically, we quantify weights as individual numerical elements; e.g., a 3×3 kernel in a convolutional layer is equivalent to 9 weights. (5) *Composed Model Size* is the number of weights in a composed model divided by the total number of weights in the original model. (6) *Composed Model FLOPs* is the total

Table 1. (RQ1) Comparison of MwT and MODA relative to Standard Training (ST)

Model	Dataset	Test Accuracy (%)			Training Time (hours)		
		ST	MwT	MODA	ST	MwT	MODA
VGG16	SVHN	95.85 ± 0.06	95.06 ± 0.11	95.78 ± 0.04	1.28	2.10	1.76
	CIFAR10	92.62 ± 0.43	90.55 ± 0.13	91.86 ± 0.23	0.81	1.38	1.13
	CIFAR100	69.46 ± 0.31	62.48 ± 0.16	70.11 ± 0.17	0.82	1.39	1.14
ResNet18	SVHN	96.12 ± 0.04	95.71 ± 0.05	95.75 ± 0.05	1.90	3.35	2.48
	CIFAR10	93.37 ± 0.07	91.04 ± 0.03	90.94 ± 0.07	1.23	2.18	1.61
	CIFAR100	72.82 ± 0.23	60.02 ± 0.66	70.79 ± 0.16	1.23	2.19	1.62
MobileNet	SVHN	95.04 ± 0.00	32.87 ± 35.12	95.00 ± 0.54	1.10	2.84	1.61
	CIFAR10	89.42 ± 0.25	53.55 ± 5.27	89.34 ± 0.07	0.66	1.83	1.03
	CIFAR100	62.10 ± 0.33	31.51 ± 2.42	62.58 ± 0.21	0.68	1.93	1.05

number of floating-point operations (FLOPs) in the composed model divided by the total FLOPs in the original model.

To mitigate the impact of randomness in training DNNs, we set fixed seeds and run all experiments over 5 iterations. We evaluate the final results by averaging across these iterations. All experiments are conducted on a Ubuntu 20.04 server with 12 vCPUs, 224 GB of memory, and two NVIDIA Tesla V100 GPUs.

5 Empirical Results

5.1 RQ1 – Modular Training Performance

We evaluate the effectiveness of MODA in training CNN models based on the test accuracy and training time. Table 1 reports the average test accuracy along with standard deviations for standard training (ST), MwT [47], and MODA for three CNN models and three datasets (i.e., 9 cases in total). Overall, the average accuracy of ST, MwT, and MODA is 85.20%, 68.09%, and 84.68%, respectively.

Test accuracy across datasets: While MODA’s accuracy is comparable to ST across different datasets, MwT’s accuracy decreases by 16.79% on average when applied on CIFAR100. This accuracy drop is possibly due to the increased complexity caused by CIFAR100’s large number of classes.

Test accuracy across models: Table 1 shows that the accuracy loss of models trained by MODA is relatively minor compared to ST, averaging at 0.52%. Meanwhile, the average accuracy loss for MwT is 17.11% and as high as 42.88% in the case of MobileNet. We hypothesize that the reason is MobileNet’s relatively small size compared to other models. The resulting limited weight space hinders MwT in guiding MobileNet to learn sufficient features while still ensuring that MwT’s masks can regulate the modularity within the model. It is also worth noting MobileNet is built on a different architecture than the other two models (recall Section 4), and it may not be fully compatible with the MwT’s integrated modular masks. In contrast, MODA directly promotes the modularity by regulating the activation outputs of each layer, rather than relying on masks.

Training time: In comparison to ST, the average runtime overhead of MODA and MwT is 40.67% and 106.09%, respectively. Overall, MODA demonstrates faster training time compared to MwT across all cases, with an average reduction of 29.23%, even though MwT only supports modularity within convolutional layers. The difference in efficiency between two approaches primarily comes from the additional weights incurred by the modular masks in MwT, which need to be optimized alongside with the original model’s weights. On the other hand, although MODA increases training time compared to ST, it enables the composition of new DNNs to adapt to new requirements without requiring retraining. We discuss this in detail in the following section.

Summary RQ1

MODA’s modular training approach yields decomposable models with classification accuracy on par with standard training across various DNN models and datasets, while outperforming the state-of-the-art modularization approach, MwT.

5.2 RQ2 – Module Reuse and Replacement

The goal of this research question is to evaluate the support for the reuse and replacement of decomposed modules produced by MODA compared to those generated by MwT.

Module reuse: To assess the quality of the n modules derived from modular model \mathcal{M} , they are selectively assembled to compose a new model tailored to a specific sub-task, i.e., classifying a subset of n classes. Specifically, each k -class sub-task type involves choosing k classes from a set of n classes, resulting in a total of $\binom{n}{k}$ possible k -class sub-tasks. For SVHN and CIFAR10 datasets, each with 10 classes, we define 9 sub-task types ranging from 2 to 10 classes, yielding 1,013 sub-tasks in total. Similarly, for the CIFAR100 dataset, we define 99 sub-task types ranging from 2 to 100 classes. Due to the extremely large number of possible combinations for each sub-task type in CIFAR100, we randomly sample a representative subset of all possible tasks with 95% confidence level and 8% margin of error, resulting in 14,697 sub-tasks.

We evaluate reuse accuracy for each sub-task type based on the average classification accuracy of the composed models, as defined in Section 4. The quality of the modules from the two modularization approaches correlates with how closely reuse accuracy matches the standard model’s accuracy achieved in ST. Note that MODA *does not involve any fine-tuning* after composing models, whereas MwT necessitates fine-tuning models on sub-task dataset to regain accuracy [47]. We report the accuracy of composed models from both variants of MwT: without fine-tuning (MwT^{-ft}) and with fine-tuning (MwT^{+ft}).

For space, we only present the results for the experiments conducted with VGG16 on CIFAR10. The remaining combinations of models and datasets follow a similar trend, as detailed on our project website [2]. As depicted in Figure 3a, MODA’s composed model achieves comparable accuracy to ST’s standard model, and significantly outperforms MwT^{-ft}. Across all sub-tasks, the average reuse accuracies achieved by ST, MwT^{-ft}, MwT^{+ft}, and MODA are 95.22%, 47.94%, 93.74%, 94.48%, respectively. Although MwT^{+ft} achieves accuracy close to ST in many cases, in a number of instances its composed models yielded accuracy losses of over 50% despite the fine-tuning. Meanwhile, composed models from MODA demonstrate high accuracy across all 1,013 cases, with the largest gap being only 3.65% and the gap exceeding 3% in only two cases.

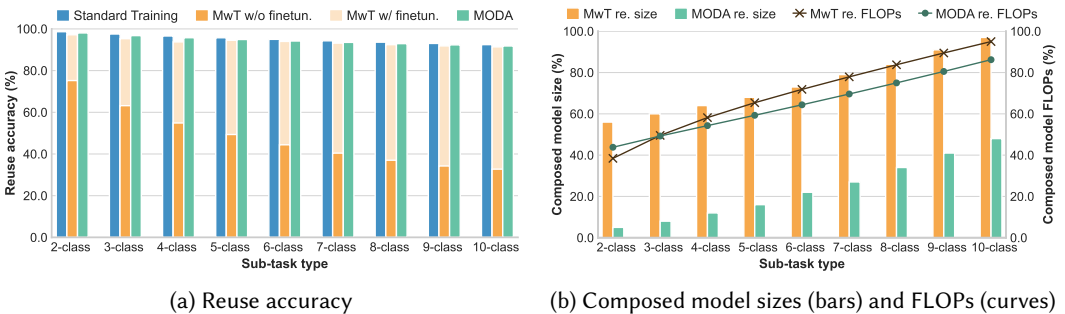


Fig. 3. (RQ2) Measurements of module reuse across different sub-task types for the VGG16 model on the CIFAR10 dataset

Achieving highly compact modules is another one of MODA’s key goals. The average module sizes, as defined in Section 4, are 8.84% and 21.34% for MODA and MwT, respectively. The average module overlaps of MODA and MwT are 5.41% and 19.01%, respectively. We also conducted an empirical study to examine overlap between modules across different layers. Our results show that there is substantial weight overlap between modules in initial layers; this overlap decreases significantly as we move towards higher layers. For instance, in the VGG16-CIFAR10 model, the average weight overlaps over total weight of a layer between module-pairs are more than 99% for the first three convolutional layers but less than 0.15% in the last three convolutional layers. This indicates that modules share a substantial set of hidden units in the initial layers, which is typically known to capture low-level features (e.g., edges and corners) [30]. In contrast, each module has a more distinct, class-specific set of hidden units in the higher layers to represent more abstract, class-specific concepts (e.g., bird or cat).

Considering the reuse scenarios, we present representative composed model sizes and FLOPs for MODA and MwT in Fig. 3b. In the VGG16-CIFAR10 model, models composed by MODA exhibit 70.68% fewer weights than those from MwT across sub-tasks. As another example (not shown), for the ResNet18-CIFAR10 model, MODA yields 46.46% fewer weights than MwT [2].

In terms of FLOPs, in the VGG16-CIFAR10 model, MODA yields a reduction of 5.94% on average compared to MwT; for the ResNet18-CIFAR10 model (not shown), the difference is 1.31%. The sharp decrease in MODA’s model sizes is not reflected in the required FLOPs because most of the computation is in convolutional layers [28]. For example, our analysis shows that convolutional layers occupy 43.76% of weights but account for 94.33% of FLOPs in the VGG16-CIFAR10 model, with the remainder attributed to the FC layers.

Module replacement: In this use case, we compare replacement strategies in MODA and CNNSplitter [44], specifically focusing on substituting a module from a weak model \mathcal{M}_w having low accuracy with a higher accuracy module \mathbf{m}_c^s for the same class c decomposed from a strong model \mathcal{M}_s . Since the replacement strategies of MODA and CNNSplitter are entirely independent of their training and decomposition steps, we use the same set of modules generated by our modularization process as inputs for both replacement approaches. Specifically, we train VGG16 [51] and ResNet18 [17] and use them as strong models. To build a weak model \mathcal{M}_w , we use LeNet5 [27], which comprises a stack of three convolutional and two FC layers. We conduct the experiments on two common types of weak DNN models: overfitted and underfitted [34]. To obtain overfitted models, which have perfect accuracy on the training set and low accuracy on the test set, we randomly sample 10% of training data and disable data augmentation [50], dropout [54], and weight decay [26], as done in prior work [44]. To obtain underfitted models, which have low accuracy on both sets, we train LeNet5 with only 5% of the standard 200 epochs and evaluate its performance [44].

We conduct the experiments on SVHN and CIFAR10 datasets, each containing 10 classes, denoted as $C = \{c_1, c_2, \dots, c_{10}\}$. Each dataset is split into two subsets of samples for training \mathcal{M}_s and \mathcal{M}_w . Subset of samples from classes $C_s = \{c_1, c_2, \dots, c_5\}$ are used to train strong model \mathcal{M}_s , while samples from classes $C_w = \{c_6, c_7, \dots, c_{10}, c_w\}$, where $c_w \in C_s$, are used to train weak model \mathcal{M}_w . In this setup, \mathcal{M}_s and \mathcal{M}_w share the common class c_w , which is the target class for improvement. We repeat choosing each c_w in C_s , which results in five different datasets for training \mathcal{M}_w .

Table 2 reports the accuracy differences between pre- and post-replacement for the target class (TC) and the non-target classes (non-TCs) in the model overfitting and underfitting scenarios. MODA outperforms CNNSplitter in accuracy improvement of target classes in 39/40 cases. In particular, MODA boosts a TC’s performance for overfitted models in 20/20 cases by an average of 10.11%, and for underfitted models in 18/20 cases by an average of 13.97%. In the two cases where MODA shows a reduction in accuracy, the initial accuracy of TC in weak model \mathcal{M}_w is already high (95%) and replacement nearly matches it (94.47% and 94.43%). By contrast, CNNSplitter improves the accuracy

Table 2. (RQ2) Module replacement comparison of MODA and CNNSplitter for improving the accuracy of overfitted/underfitted models

Weak Model w/ Strong Model	Appr.	Accuracy Difference in TC non-TC (%) for CIFAR10					Accuracy Difference in TC non-TC (%) for SVHN				
		airplane	automobile	bird	cat	deer	Digit 0	Digit 1	Digit 2	Digit 3	Digit 4
LeNet5 (ove) w/ VGG16	CNNS	3.10 0.38	-3.40 2.64	-2.10 1.56	-0.90 2.38	0.60 1.84	-1.78 0.88	-1.75 0.82	-0.58 0.91	-1.39 1.29	-0.44 0.68
	MODA	8.50 -0.22	17.00 0.40	12.50 -0.14	5.90 0.48	13.80 0.42	2.98 -0.29	1.66 0.33	3.04 -0.66	3.88 -0.69	5.43 -0.14
LeNet5 (ove) w/ ResNet18	CNNS	5.20 0.08	4.60 0.70	-1.20 1.58	0.20 1.80	2.90 1.22	2.12 0.28	0.39 0.56	0.87 0.70	-0.32 1.06	1.27 0.46
	MODA	7.30 -0.40	10.10 0.34	12.80 0.58	5.20 1.02	8.00 0.28	3.84 -0.13	1.33 0.17	2.82 -0.15	2.43 -0.03	5.70 0.27
LeNet5 (und) w/ VGG16	CNNS	10.00 -0.78	-8.20 3.26	-6.00 5.04	-5.90 5.10	-4.60 3.52	-4.01 1.20	-2.85 1.61	-4.03 2.09	-8.54 2.75	-1.23 0.94
	MODA	10.30 3.50	17.50 6.76	16.70 6.82	10.20 5.64	24.00 10.22	4.25 -0.19	-0.63 1.51	4.00 1.15	1.46 1.42	3.96 0.58
LeNet5 (und) w/ ResNet18	CNNS	16.60 -2.86	4.20 1.00	-3.00 5.04	-1.90 3.54	1.90 2.74	3.79 0.17	-0.75 1.07	-0.56 1.92	-3.44 1.46	0.95 0.82
	MODA	9.30 3.40	9.60 6.00	16.20 8.18	7.60 7.42	18.30 9.64	6.14 0.52	-0.67 1.65	4.57 2.14	0.10 2.48	4.60 0.57

of TC in only 10/20 cases for overfitted models (0.9% average improvement) and 6/20 cases for underfitted models (0.31% average improvement).

We also study how the replacement of TC in \mathcal{M}_w affects its ability to predict non-TCs. Table 2 suggests that both MODA and CNNSplitter exhibit negligible changes (0.28% and 1.42%, respectively) in the average accuracy of overfitted models classifying other classes. The accuracy differences are more noticeable for underfitted models (6.76% and 2.56%, respectively). In both scenarios, the primary reason for the improved non-TCs accuracy is from the samples previously misclassified as TC, correctly reclassified as non-TCs after the replacement.

Summary RQ2

MODA facilitates the reuse of modules to create composed models for new requirements without fine-tuning, while achieving classification accuracy comparable to the original models. Compared to the SOTA, it yields accurate, compact reusable models with approximately 70% fewer weights. For module replacement, MODA improves the target class’s performance by up to 10.11% for overfitted models and up to 13.97% for underfitted models, with negligible impact on non-target classes, significantly outperforming the SOTA.

5.3 RQ3 – Impact of Compactness Loss Function on MODA

We already discussed the relative module size of MODA’s and MwT’s models in the reuse scenario in Section 5.2. Here, we investigate how integrating the compactness loss (\mathcal{L}_{com}) in the modular training affects the size and overlap of modules generated by MODA. We compare MODA to its variant without compactness \mathcal{L}_{com} , referred to as MODA⁻. In other words, for MODA⁻, we include only intra-class affinity (\mathcal{L}_{aff}) and inter-class dispersion (\mathcal{L}_{dis}) as modular loss functions in the training phase. Following the modularization procedure detailed in Section 3, we evaluate the resultant modules on three metrics: (1) reuse accuracy, (2) module size, and (3) module overlap (as defined in Section 4). We calculate three metrics after modularization for all the employed models and datasets, with and without the compactness. For reuse accuracy, we compute the average accuracy of composed models across all sub-task types. Table 3 presents the results of three metrics for MODA and MODA⁻.

Incorporating \mathcal{L}_{com} in MODA leads to much more compact modules, with 24.23% fewer total weights, 21.80% fewer weight overlap, and only 0.27% reuse accuracy loss on average. In terms of the absolute number of reduced modules’ weights, the differences between MODA and MODA⁻ across the three models are significant. For example, in the case of the CIFAR10 dataset, MODA yields 288K, 423K, and 75K fewer weights for VGG16, ResNet18, and MobileNet, respectively.

Table 3. (RQ3) Impact of compactness objective (\mathcal{L}_{com}) on MODA

Model	Dataset	Reuse Accuracy (%)		Module Size			Module Overlap		
		MODA	MODA ⁻	MODA	MODA ⁻	Reduct. (%)	MODA	MODA ⁻	Reduct. (%)
VGG16	SVHN	96.26	95.90	0.021	0.032	33.48%	0.014	0.017	19.23%
	CIFAR10	94.48	94.55	0.027	0.036	24.11%	0.014	0.016	12.33%
	CIFAR100	78.15	78.65	0.059	0.069	14.97%	0.034	0.039	13.09%
ResNet18	SVHN	95.43	94.36	0.091	0.111	18.23%	0.064	0.086	26.01%
	CIFAR10	94.11	94.50	0.081	0.119	31.84%	0.055	0.070	20.61%
	CIFAR100	78.68	79.84	0.227	0.293	22.47%	0.146	0.212	31.02%
MobileNet	SVHN	95.58	95.97	0.067	0.097	31.15%	0.039	0.053	26.77%
	CIFAR10	91.90	92.43	0.089	0.112	20.76%	0.044	0.056	20.89%
	CIFAR100	65.58	66.44	0.134	0.169	21.02%	0.077	0.104	26.20%

Summary RQ3

Incorporating compactness loss function (\mathcal{L}_{com}) during training facilitates MODA to produce lighter modules with 24.23% smaller size and 21.80% less weight overlap, while negligibly impacting the reuse accuracy.

5.4 RQ4 – Impact of Hyper-Parameters on MODA

Finally, we investigate the influence of hyper-parameters on the modular training process and the impact of the threshold τ on module decomposition. Recalling the unified loss function from Section 3.1, we study the influence of weighting factors α , β , and γ pertaining to intra-class affinity, inter-class dispersion, and compactness, respectively. Specifically, we start with the default configuration $\{\alpha = 1.0, \beta = 1.0, \gamma = 0.3\}$ and change a single hyper-parameter at a time to compute the losses and test accuracy. Due to space limitations, we only summarize our findings. All results are available on our project website [2].

We observed that, for higher values of α , intra-class affinity loss reduces and test accuracy goes up significantly. However, larger α also results in higher dispersion and compactness losses. Higher β values contribute to lower inter-class dispersion loss while increasing affinity loss. Higher β values also result in lower compactness loss as well as lower test accuracy. Finally, changing γ values yielded negligible differences for affinity and dispersion losses. However, higher γ values can negatively impact test accuracy. In summary, the use of extreme values for both the α and β hyper-parameters substantially affects other losses. Additionally, we found that the changing values for γ have negligible effect on affinity and dispersion losses but influence test accuracy. Based on this observation, the proposed default hyper-parameters are employed to achieve a balance among the modular losses and test accuracy.

We evaluate the impact of the decomposition threshold τ (recall Section 3.2) on reuse accuracy and module size by varying τ to 0.1, 0.5, 0.8, 0.9, and 0.95. As shown in Fig. 4, a value τ of 0.8 yielded the highest accuracy, but 0.95 resulted in the smallest module size. To strike a balance between accuracy and size, we chose 0.9 as the optimal τ value by calculating the maximum difference between accuracy and size.

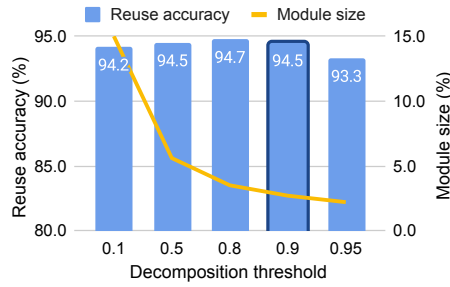


Fig. 4. (RQ4) Impact of threshold τ on modularization

Summary RQ4

MODA can be tailored to the desired goals by configuring its hyper-parameters reflecting intra-class affinity, inter-class dispersion, and compactness. While hyper-parameters of affinity and dispersion should be configured together, compactness has negligible influence on other losses, enabling an independent control of its hyper-parameter.

6 Threats to validity

External validity threats concern MODA's generalizability to other types of DNN models. To mitigate this threat, we used three representative, well-known CNN models of varying architectures and sizes [17, 19, 51]. Modularization at the fine-grained neuron level implies the adaptability of MODA to extend to other types of models.

Internal validity may be affected by a weak research protocol and subject selection bias. We reduced this threat by following well-established practices [25] and relying on well-known CNN models. Our selected datasets vary in complexity and have been widely used in prior research [40, 44, 47].

Construct validity rests on the evaluation metrics used. We relied on classification accuracy [17, 19, 25, 51] to measure the performance of DNN models. To evaluate the decomposed modules, we evaluate two distinct metrics, i.e., module size (total weights) and module overlap (total shared weights), following a similar approach to previous work [39, 40, 44]. Additionally, we employed FLOPs [28, 31] to evaluate computational efficiency.

Finally, conclusion validity is concerned with the authenticity of the obtained results and fair comparisons between competing solutions. To mitigate this threat, we rigorously followed the implementation and the default hyper-parameters provided by MwT [47] to reproduce their reported results on VGG16 and ResNet18 and to extend to MobileNet. Since this study is the first work on activation-level DNN modularization, we rigorously followed the standard ML guidelines [25] and performed ablation studies to address RQ3 and RQ4.

7 Related Work

DNN Reuse – With the growing complexity of DNNs, state-of-the-art models are memory- and computation-intensive for both training and inference [58]. Research efforts have focused on reducing training costs by reusing task knowledge with transfer learning [60, 62, 63] and one/few-shot learning [15, 53, 55]. Overall, however, they still require the whole model for a new set of tasks. MODA targets the reusability of specific DNN modules for new tasks, thus potentially curbing training and inference costs [1, 9, 22, 39, 40, 44–49].

DNN Compression – This line of research aims to reduce model inference costs through techniques such as knowledge distillation [18, 35], network pruning [28, 31], and quantization [21, 36]. Network pruning is conceptually closest to our work as it identifies unimportant parameters in DNN models, which can reduce a large portion of the parameter matrices [28]. While MODA also focuses on extracting only relevant weights, it uniquely aims to separate these weights in terms of individual functionalities, to enable decomposing them into modules and selectively reusing them for new requirements.

DNN Testing and Repair – Since DNNs are applied in many safety-critical scenarios, several approaches have been proposed to generate test inputs that reveal unexpected behaviors [16, 32, 43, 57]. Pei et al. [43] introduced the concept of neuron coverage to pinpoint the parts of a DNNs exercised by a set of test inputs. Subsequent work [16, 32, 57] synthesized test cases with different perturbations to maximize neuron coverage, which can induce erroneous behaviors. Related research has aimed to formally verify DNNs against different safety properties [11, 20, 23], and to develop techniques for debugging and repairing DNN models [10, 12, 14, 52, 59, 61]. Ma et al. [34] analyzed root causes of model misclassifications by identifying faulty neurons based on their output heat maps, and then selecting high quality samples to retrain the models. Other work [29, 52] employed search-based methods to adjust neuron weights to improve model accuracy. MODA is complementary to this line of work since the modularity within DNNs enhances their functional segregation and offers the promise of improved explainability.

8 Discussion

Generalizability – In this work, we have studied MODA on different model architectures: VGG’s stacked-layer architecture, ResNet’s residual block, and MobileNet’s depth-wise separable convolutions. We also considered dataset complexity w.r.t. sample size (e.g., CIFAR10-to-SVHN) and number of labels (e.g., CIFAR10-to-CIFAR100). MODA’s goal to-date is to improve upon existing work, which focused exclusively on CNN models. Meanwhile, MODA’s principles of intra-class affinity, inter-class dispersion, and compactness still apply to other lines of models like RNNs and Transformers. These models process sequential data across multiple timesteps and rely on different activation functions, which may require additional steps to achieve modularization in MODA.

In this work, a neuron is considered as being active if it has non-zero activation value. This definition applies to various types of activation functions. Although we focus exclusively on the commonly-used ReLU, as with existing work [39, 40, 44–47], MODA can be extended to accommodate other activation functions such as Leaky ReLU, GELU, Sigmoid, and Tanh.

Implications – MODA enables the reuse of different parts (i.e., modules) of a DNN model without the need to fine-tune the entire model to meet new requirements. This makes MODA well-suited for scenarios where module reuse and replacement can significantly reduce computation costs. This approach is particularly advantageous for deploying DNNs on resource-constrained devices with diverse hardware specifications. For example, if an engineer needs to develop an application to predict only 5 out of 100 classes in CIFAR-100, MODA can instantly generate a model specifically tailored for those classes. Note that we do not suggest replacing the fine-tuning practice for model reuse, but we offer MODA as a potential alternative, allowing engineers to evaluate the trade-offs.

9 Conclusions

MODA’s novel activation-driven, during-training approach, combined with its explicit drive to make the modules compact, has the potential to open new frontiers in the study of DNN modularization and reuse. Since MODA focuses directly on the activation level of each DNN layer, it is able to achieve greater accuracy while maintaining relative simplicity compared to the state-of-the-art. MODA also keeps training times comparable to the standard baselines, and importantly, does not

require retraining or fine-tuning at any point after the fact. MODA's fine-grained approach makes it generalizable to a wide range of DNN architectures. In this work, we have shown that MODA can be applied in essentially the same manner to both convolutional and FC layers, which comprise most DNN models.

Our work to date has primarily focused on applying MODA to different types of layers in CNN-based models, as an improvement of existing work in this area. However, the principles underlying MODA can be applied to other types of neural networks, such as recurrent neural networks (RNNs) and transformer-based models. Since their processing relies on sequential data represented as multiple timesteps and different activation functions, we are currently expanding and modularizing MODA itself to include this functionality. We plan to conduct further empirical studies to assess the adaptations of MODA to other DNN models and activation functions. Our long-term goal is to establish a foundation for exploring the benefits as well as limits of modularity across different neural networks.

References

- [1] Jacob Andreas, Marcus Rohrbach, Trevor Darrell, and Dan Klein. 2016. Neural module networks. In *Proceedings of the IEEE conference on computer vision and pattern recognition*. 39–48.
- [2] Anonymous. 2024. MODA. <https://sites.google.com/view/dnn-moda>
- [3] Babajide O Ayinde, Tamer Inanc, and Jacek M Zurada. 2019. Redundant feature pruning for accelerated inference in deep neural networks. *Neural Networks* 118 (2019), 148–158.
- [4] SH Shabbeer Basha, Shiv Ram Dubey, Viswanath Pulabaigari, and Snehasis Mukherjee. 2020. Impact of fully connected layers on performance of convolutional neural networks for image classification. *Neurocomputing* 378 (2020), 112–119.
- [5] Yoshua Bengio, Aaron Courville, and Pascal Vincent. 2013. Representation learning: A review and new perspectives. *IEEE transactions on pattern analysis and machine intelligence* 35, 8 (2013), 1798–1828.
- [6] Alsallakh Bilal, Amin Jourabloo, Mao Ye, Xiaoming Liu, and Liu Ren. 2017. Do convolutional neural networks learn class hierarchy? *IEEE transactions on visualization and computer graphics* 24, 1 (2017), 152–162.
- [7] Garrett Bingham and Risto Miikkulainen. 2022. Discovering parametric activation functions. *Neural Networks* 148 (2022), 48–65.
- [8] Ronan Collobert, Jason Weston, Léon Bottou, Michael Karlen, Koray Kavukcuoglu, and Pavel Kuksa. 2011. Natural language processing (almost) from scratch. *Journal of machine learning research* 12, ARTICLE (2011), 2493–2537.
- [9] Vanessa D'Amario, Tomotake Sasaki, and Xavier Boix. 2021. How modular should neural module networks be for systematic generalization? *Advances in Neural Information Processing Systems* 34 (2021), 23374–23385.
- [10] Matias Duran, Xiao-Yi Zhang, Paolo Arcaini, and Fuyuki Ishikawa. 2021. What to blame? on the granularity of fault localization for deep neural networks. In *2021 IEEE 32nd International Symposium on Software Reliability Engineering (ISSRE)*. IEEE, 264–275.
- [11] Ruediger Ehlers. 2017. Formal verification of piece-wise linear feed-forward neural networks. In *Automated Technology for Verification and Analysis: 15th International Symposium, ATVA 2017, Pune, India, October 3–6, 2017, Proceedings 15*. Springer, 269–286.
- [12] Hasan Ferit Eniser, Simos Gerasimou, and Alper Sen. 2019. Deepfault: Fault localization for deep neural networks. In *International Conference on Fundamental Approaches to Software Engineering*. Springer, 171–191.
- [13] Leon Bottou. 1998. Online learning and stochastic approximations. *Online learning in neural networks* 17, 9 (1998), 142.
- [14] Hazem Fahmy, Fabrizio Pastore, Mojtaba Bagherzadeh, and Lionel Briand. 2021. Supporting deep neural network safety analysis and retraining through heatmap-based unsupervised learning. *IEEE Transactions on Reliability* 70, 4 (2021), 1641–1657.
- [15] Li Fei-Fei, Robert Fergus, and Pietro Perona. 2006. One-shot learning of object categories. *IEEE transactions on pattern analysis and machine intelligence* 28, 4 (2006), 594–611.
- [16] Yang Feng, Qingkai Shi, Xinyu Gao, Jun Wan, Chunrong Fang, and Zhenyu Chen. 2020. Deepgini: prioritizing massive tests to enhance the robustness of deep neural networks. In *Proceedings of the 29th ACM SIGSOFT International Symposium on Software Testing and Analysis*. 177–188.
- [17] Kaiming He, Xiangyu Zhang, Shaoqing Ren, and Jian Sun. 2016. Deep residual learning for image recognition. In *Proceedings of the IEEE conference on computer vision and pattern recognition*. 770–778.
- [18] Geoffrey Hinton, Oriol Vinyals, and Jeff Dean. 2015. Distilling the knowledge in a neural network. *arXiv preprint arXiv:1503.02531* (2015).

- [19] Andrew G Howard, Menglong Zhu, Bo Chen, Dmitry Kalenichenko, Weijun Wang, Tobias Weyand, Marco Andreetto, and Hartwig Adam. 2017. Mobilenets: Efficient convolutional neural networks for mobile vision applications. *arXiv preprint arXiv:1704.04861* (2017).
- [20] Xiaowei Huang, Marta Kwiatkowska, Sen Wang, and Min Wu. 2017. Safety verification of deep neural networks. In *Computer Aided Verification: 29th International Conference, CAV 2017, Heidelberg, Germany, July 24-28, 2017, Proceedings, Part I* 30. Springer, 3–29.
- [21] Itay Hubara, Matthieu Courbariaux, Daniel Soudry, Ran El-Yaniv, and Yoshua Bengio. 2018. Quantized neural networks: Training neural networks with low precision weights and activations. *Journal of Machine Learning Research* 18, 187 (2018), 1–30.
- [22] Sayem Mohammad Imtiaz, Fraol Batole, Astha Singh, Rangeet Pan, Breno Dantas Cruz, and Hridesh Rajan. 2023. Decomposing a recurrent neural network into modules for enabling reusability and replacement. In *2023 IEEE/ACM 45th International Conference on Software Engineering (ICSE)*. IEEE, 1020–1032.
- [23] Guy Katz, Clark Barrett, David L Dill, Kyle Julian, and Mykel J Kochenderfer. 2017. Reluplex: An efficient SMT solver for verifying deep neural networks. In *Computer Aided Verification: 29th International Conference, CAV 2017, Heidelberg, Germany, July 24-28, 2017, Proceedings, Part I* 30. Springer, 97–117.
- [24] Alex Krizhevsky, Geoffrey Hinton, et al. 2009. Learning multiple layers of features from tiny images. (2009).
- [25] Alex Krizhevsky, Ilya Sutskever, and Geoffrey E Hinton. 2012. Imagenet classification with deep convolutional neural networks. *Advances in neural information processing systems* 25 (2012).
- [26] Anders Krogh and John Hertz. 1991. A simple weight decay can improve generalization. *Advances in neural information processing systems* 4 (1991).
- [27] Yann LeCun, Léon Bottou, Yoshua Bengio, and Patrick Haffner. 1998. Gradient-based learning applied to document recognition. *Proc. IEEE* 86, 11 (1998), 2278–2324.
- [28] Hao Li, Asim Kadav, Igor Durdanovic, Hanan Samet, and Hans Peter Graf. 2016. Pruning filters for efficient convnets. *arXiv preprint arXiv:1608.08710* (2016).
- [29] Davide Li Calsi, Matias Duran, Thomas Laurent, Xiao-Yi Zhang, Paolo Arcaini, and Fuyuki Ishikawa. 2023. Adaptive search-based repair of deep neural networks. In *Proceedings of the Genetic and Evolutionary Computation Conference*. 1527–1536.
- [30] Mengchen Liu, Jiaxin Shi, Zhen Li, Chongxuan Li, Jun Zhu, and Shixia Liu. 2016. Towards better analysis of deep convolutional neural networks. *IEEE transactions on visualization and computer graphics* 23, 1 (2016), 91–100.
- [31] Jian-Hao Luo and Jianxin Wu. 2020. Autopruner: An end-to-end trainable filter pruning method for efficient deep model inference. *Pattern Recognition* 107 (2020), 107461.
- [32] Lei Ma, Felix Juefei-Xu, Fuyuan Zhang, Jiyuan Sun, Minhui Xue, Bo Li, Chunyang Chen, Ting Su, Li Li, Yang Liu, et al. 2018. Deepgauge: Multi-granularity testing criteria for deep learning systems. In *Proceedings of the 33rd ACM/IEEE international conference on automated software engineering*. 120–131.
- [33] Rongrong Ma, Jianyu Miao, Lingfeng Niu, and Peng Zhang. 2019. Transformed L1 regularization for learning sparse deep neural networks. *Neural Networks* 119 (2019), 286–298.
- [34] Shiqing Ma, Yingqi Liu, Wen-Chuan Lee, Xiangyu Zhang, and Ananth Grama. 2018. MODE: automated neural network model debugging via state differential analysis and input selection. In *Proceedings of the 2018 26th ACM Joint Meeting on European Software Engineering Conference and Symposium on the Foundations of Software Engineering*. 175–186.
- [35] Seyed Iman Mirzadeh, Mehrdad Farajtabar, Ang Li, Nir Levine, Akihiro Matsukawa, and Hassan Ghasemzadeh. 2020. Improved knowledge distillation via teacher assistant. In *Proceedings of the AAAI conference on artificial intelligence*, Vol. 34. 5191–5198.
- [36] Markus Nagel, Marios Fournarakis, Rana Ali Amjad, Yelysei Bondarenko, Mart Van Baalen, and Tijmen Blankevoort. 2021. A white paper on neural network quantization. *arXiv preprint arXiv:2106.08295* (2021).
- [37] Ali Bou Nassif, Ismail Shahin, Imtihan Attili, Mohammad Azzeh, and Khaled Shaalan. 2019. Speech recognition using deep neural networks: A systematic review. *IEEE access* 7 (2019), 19143–19165.
- [38] Yuval Netzer, Tao Wang, Adam Coates, Alessandro Bissacco, Bo Wu, and Andrew Y Ng. 2011. Reading digits in natural images with unsupervised feature learning. (2011).
- [39] Rangeet Pan and Hridesh Rajan. 2020. On decomposing a deep neural network into modules. In *Proceedings of the 28th ACM Joint Meeting on European Software Engineering Conference and Symposium on the Foundations of Software Engineering*. 889–900.
- [40] Rangeet Pan and Hridesh Rajan. 2022. Decomposing convolutional neural networks into reusable and replaceable modules. In *Proceedings of the 44th International Conference on Software Engineering*. 524–535.
- [41] David Lorge Parnas. 1972. On the criteria to be used in decomposing systems into modules. *Commun. ACM* 15, 12 (1972), 1053–1058.
- [42] David Lorge Parnas. 1976. On the design and development of program families. *IEEE Transactions on software engineering* 1 (1976), 1–9.

- [43] Kexin Pei, Yinzi Cao, Junfeng Yang, and Suman Jana. 2017. Deepxplore: Automated whitebox testing of deep learning systems. In *proceedings of the 26th Symposium on Operating Systems Principles*. 1–18.
- [44] Binhang Qi, Hailong Sun, Xiang Gao, and Hongyu Zhang. 2022. Patching weak convolutional neural network models through modularization and composition. In *Proceedings of the 37th IEEE/ACM International Conference on Automated Software Engineering*. 1–12.
- [45] Binhang Qi, Hailong Sun, Xiang Gao, Hongyu Zhang, Zhaotian Li, and Xudong Liu. 2023. Reusing Deep Neural Network Models through Model Re-engineering. *arXiv preprint arXiv:2304.00245* (2023).
- [46] Binhang Qi, Hailong Sun, Hongyu Zhang, and Xiang Gao. 2023. Reusing Convolutional Neural Network Models through Modularization and Composition. *ACM Transactions on Software Engineering and Methodology* (2023).
- [47] Binhang Qi, Hailong Sun, Hongyu Zhang, Ruobing Zhao, and Xiang Gao. 2024. Modularizing while Training: A New Paradigm for Modularizing DNN Models. In *Proceedings of the 46th IEEE/ACM International Conference on Software Engineering*. 1–12.
- [48] Xiaoning Ren, Yun Lin, Yinxing Xue, Ruofan Liu, Jun Sun, Zhiyong Feng, and Jin Song Dong. 2023. Deeparc: Modularizing neural networks for the model maintenance. In *2023 IEEE/ACM 45th International Conference on Software Engineering (ICSE)*. IEEE, 1008–1019.
- [49] Noam Shazeer, Azalia Mirhoseini, Krzysztof Maziarz, Andy Davis, Quoc Le, Geoffrey Hinton, and Jeff Dean. 2017. Outrageously large neural networks: The sparsely-gated mixture-of-experts layer. *arXiv preprint arXiv:1701.06538* (2017).
- [50] Connor Shorten and Taghi M Khoshgoftaar. 2019. A survey on image data augmentation for deep learning. *Journal of big data* 6, 1 (2019), 1–48.
- [51] K Simonyan and A Zisserman. 2015. Very deep convolutional networks for large-scale image recognition. In *3rd International Conference on Learning Representations (ICLR 2015)*. Computational and Biological Learning Society.
- [52] Jeongju Sohn, Sungmin Kang, and Shin Yoo. 2023. Arachne: Search-based repair of deep neural networks. *ACM Transactions on Software Engineering and Methodology* 32, 4 (2023), 1–26.
- [53] Yisheng Song, Ting Wang, Puyu Cai, Subrota K Mondal, and Jyoti Prakash Sahoo. 2023. A comprehensive survey of few-shot learning: Evolution, applications, challenges, and opportunities. *Comput. Surveys* (2023).
- [54] Nitish Srivastava, Geoffrey Hinton, Alex Krizhevsky, Ilya Sutskever, and Ruslan Salakhutdinov. 2014. Dropout: a simple way to prevent neural networks from overfitting. *The journal of machine learning research* 15, 1 (2014), 1929–1958.
- [55] Flood Sung, Yongxin Yang, Li Zhang, Tao Xiang, Philip HS Torr, and Timothy M Hospedales. 2018. Learning to compare: Relation network for few-shot learning. In *Proceedings of the IEEE conference on computer vision and pattern recognition*. 1199–1208.
- [56] Saeid A Taghanaki, Kristy Choi, Amir Hosein Khasahmadi, and Anirudh Goyal. 2021. Robust representation learning via perceptual similarity metrics. In *International Conference on Machine Learning*. PMLR, 10043–10053.
- [57] Yuchi Tian, Kexin Pei, Suman Jana, and Baishakhi Ray. 2018. Deeptest: Automated testing of deep-neural-network-driven autonomous cars. In *Proceedings of the 40th international conference on software engineering*. 303–314.
- [58] Erwei Wang, James J Davis, Ruizhe Zhao, Ho-Cheung Ng, Xinyu Niu, Wayne Luk, Peter YK Cheung, and George A Constantinides. 2019. Deep neural network approximation for custom hardware: Where we’ve been, where we’re going. *ACM Computing Surveys (CSUR)* 52, 2 (2019), 1–39.
- [59] Bing Yu, Hua Qi, Qing Guo, Felix Juefei-Xu, Xiaofei Xie, Lei Ma, and Jianjun Zhao. 2021. Deeprepair: Style-guided repairing for deep neural networks in the real-world operational environment. *IEEE Transactions on Reliability* 71, 4 (2021), 1401–1416.
- [60] Dan Zhang, Jingrui He, Yan Liu, Luo Si, and Richard Lawrence. 2011. Multi-view transfer learning with a large margin approach. In *Proceedings of the 17th ACM SIGKDD international conference on Knowledge discovery and data mining*. 1208–1216.
- [61] Hao Zhang and WK Chan. 2019. Apricot: A weight-adaptation approach to fixing deep learning models. In *2019 34th IEEE/ACM International Conference on Automated Software Engineering (ASE)*. IEEE, 376–387.
- [62] Peilin Zhao, Steven CH Hoi, Jialei Wang, and Bin Li. 2014. Online transfer learning. *Artificial intelligence* 216 (2014), 76–102.
- [63] Fuzhen Zhuang, Zhiyuan Qi, Keyu Duan, Dongbo Xi, Yongchun Zhu, Hengshu Zhu, Hui Xiong, and Qing He. 2020. A comprehensive survey on transfer learning. *Proc. IEEE* 109, 1 (2020), 43–76.

Received 20 February 2007; revised 12 March 2009; accepted 5 June 2009