

Joint Training for Selective Prediction

Zhaohui Li and Rebecca J. Passonneau

Department of Computer Science and Engineering
Pennsylvania State University
{zjl5282, rjp49}@psu.edu

Abstract

Classifier models are prevalent in natural language processing (NLP), often with high accuracy. Yet in real world settings, human-in-the-loop systems can foster trust in model outputs and even higher performance. Selective Prediction (SP) methods determine when to adopt a classifier’s output versus defer to a human. Previous SP approaches have addressed how to improve softmax as a measure of model confidence, or have developed separate confidence estimators. One previous method involves learning a deferral model based on engineered features. We introduce a novel joint-training approach that simultaneously optimizes learned representations used by the classifier module and a learned deferral policy. Our results on four classification tasks demonstrate that joint training not only leads to better SP outcomes over two strong baselines, but also improves the performance of both modules.

1 Introduction

One of the key questions in application of natural language processing (NLP) systems to real-world problems is how best to provide automated support for decisions that humans find laborious, have difficulty making in a consistent and therefore fair manner, and that have high social impact. In areas such as education, human expertise can be best utilized when experts are relieved of more routine decisions that can be reliably automated. Yet, concerns have been raised about how machines and humans can become better collaborators in education (Cardona et al., 2023). Educators can learn more about students’ misconceptions when they answer questions in their own words, so automated support could shift human effort from grading towards design of effective curricula. Among the diverse types of human-in-the-loop systems (Mosqueira-Rey et al., 2022), selective prediction on classification tasks investigates when and how to defer a decision to a human expert (Bondi et al., 2022; Geifman and

El-Yaniv, 2017a; Xin et al., 2021a). Previous work on selective prediction has focused on differentiating between high versus low model confidence, to develop a deferral policy after the fact. In contrast, we develop an approach to jointly train a classifier and a deferral policy, which we test on diverse datasets of open-ended STEM questions.

Previous work on selective prediction (SP) has investigated ways to improve the decision to defer, based on better information about the likelihood that a classifier’s prediction is correct. One type of information comes from close examination of the softmax output that provides a probability distribution over the output classes (Hendrycks and Gimpel, 2017; Xin et al., 2021a). Machine learned methods have been proposed to learn a model that independently estimates the classifier confidence, referred to as calibration (Garg and Moschitti, 2021; Kamath et al., 2020a; Varshney et al., 2022). Another work learned a logistic regression deferral classifier using softmax output combined with features representing difficulty for the model of a set of examples (e.g., a particular STEM assessment question) (Li et al., 2023). To avoid confusion with the main classifier in the SP setting (CL), we will refer to a deferral classifier as a deferral policy (DP). Often, a deferral policy is trained on a dataset distinct from the one used to train the CL. The key issue is that the supervision signal for the deferral policy depends on the CL producing its decisions. As a result, all previous methods have relied on a previously trained CL. Here we jointly train the classifier and the deferral policy, which we refer to as Joint Training for Selective Prediction (JTSP). We find that JTSP outperforms other methods, and also improves the accuracy of each of its modules (CL and DP).

Logically speaking, the ideal SP policy, given a focus on accuracy, would be to defer to a human if and only if an algorithmic decision is incorrect. In practice, this is not only unattainable, there

may be situations where a sacrifice in accuracy is worth it, for a greater reduction of human effort. We propose a novel three-step Joint Training for Selective Prediction (JTSP) method, as illustrated in Fig. 1. Through joint training, we observe a tradeoff in the two criteria of accuracy and deferral rate, where JTSP produces much higher SP accuracy than baselines, at a modest increase in deferral rate. However, the JTSP training process supports choosing to place a higher weight on one or the other criterion, through the integration of policy gradient methods from reinforcement learning (Silver et al., 2014) into the JTSP loss. During training, the tradeoffs between CL and DP accuracy, and deferral rate, can be controlled through weights on the loss terms, and through a reward signal that manages the co-ordination between the CL and DP.

We identify four main contributions:

1. **Improved selective prediction:** JTSP improves the SP accuracy, by improving both CL and DP modules.
2. **Management of the tradeoff between SP accuracy and deferral rate:** SP systems have two evaluation criteria, accuracy and reduction of human effort (deferral rate). JTSP manages the tradeoff between the two through incorporation of policy gradient reinforcement learning as part of a joint training objective, and a reward signal that co-ordinates the behavior of the CL and the DP.
3. **Novel training regimen:** To address the conundrum that the DP cannot be trained until the CL has been trained, the training regimen includes a CL warmup phase, followed by a DP warmup phase, followed by joint training.
4. **Test results on two classifiers and four datasets:** We use two types of classifiers for JTSP. Both versions of JTSP outperform strong baselines on four datasets of STEM assessment questions that differ from one another in subject matter, number of questions, and student level.

Here we apply JTSP to assessment of STEM reasoning questions. The methodology, however, applies to any classification task. The paper includes sections on related work, our approach, experiments and results, discussion, and conclusion.

2 Related Work

Selective Prediction (SP), also known as selective classification, abstention, or the reject option,

uses model predictions only when given sufficient model confidence (Wiener, 2013; Xin et al., 2021b). In the simplest case, SP depends on identifying a threshold probability or confidence.

Early work incorporated an explicit reject option among classification labels. Hellman (1970) pioneered the integration of a reject option in the nearest neighbor rule for Bayes’ binary classification. Bartlett and Wegkamp (2008) introduced a binary SVM classifier with a reject option designed to pinpoint difficult-to-classify cases, specifically those with conditional probabilities approaching 0.5. Condessa et al. (2013) extended the reject option to an SVM image classifier by leveraging contextual information. Subsequent studies (Yuan and Wegkamp, 2010; Pillai et al., 2013; Zhang et al., 2018) expanded the binary reject option framework to encompass multi-class scenarios. Notably, Pillai et al. (2013) is the first work that evaluates the trade-off between accuracy and manual annotation cost/deferral rate. However, it does not explore machine learning methods to address both.

Recent work on SP has investigated ways to utilize output probability distributions. Hendrycks and Gimpel (2018) proposed a softmax prediction probability baseline to detect errors and out-of-distribution instances across various tasks in computer vision and NLP. Calibration techniques (Garg and Moschitti, 2021; Kamath et al., 2020a; Varshney et al., 2022; Jiang et al., 2023) harness models’ softmax probabilities or hidden representations to learn a calibrator model. Calibrator methods typically require a held-out dataset, labeled according to prediction accuracy, to train the calibrator. Unlike these methods, JTSP eliminates the need for an additional dataset, as it trains the classification model (CL) and deferral policy (DP) jointly on the same training data.

Xin et al. (2021a) emphasized the intrinsic link between SP and confidence estimation, with works like (Geifman and El-Yaniv, 2017b) developing selective classifiers that leverage a model’s hidden representations to enable confidence level adjustments by users. SP also intersects with out-of-domain (OOD) detection, as explored by (Schölkopf et al., 1999; Liang et al., 2017), and aligns with the notion of prediction error detection discussed by (Hendrycks and Gimpel, 2018; Fort et al., 2021). However, a common limitation among the aforementioned approaches, as highlighted by (Kamath et al., 2020b), is that deferral

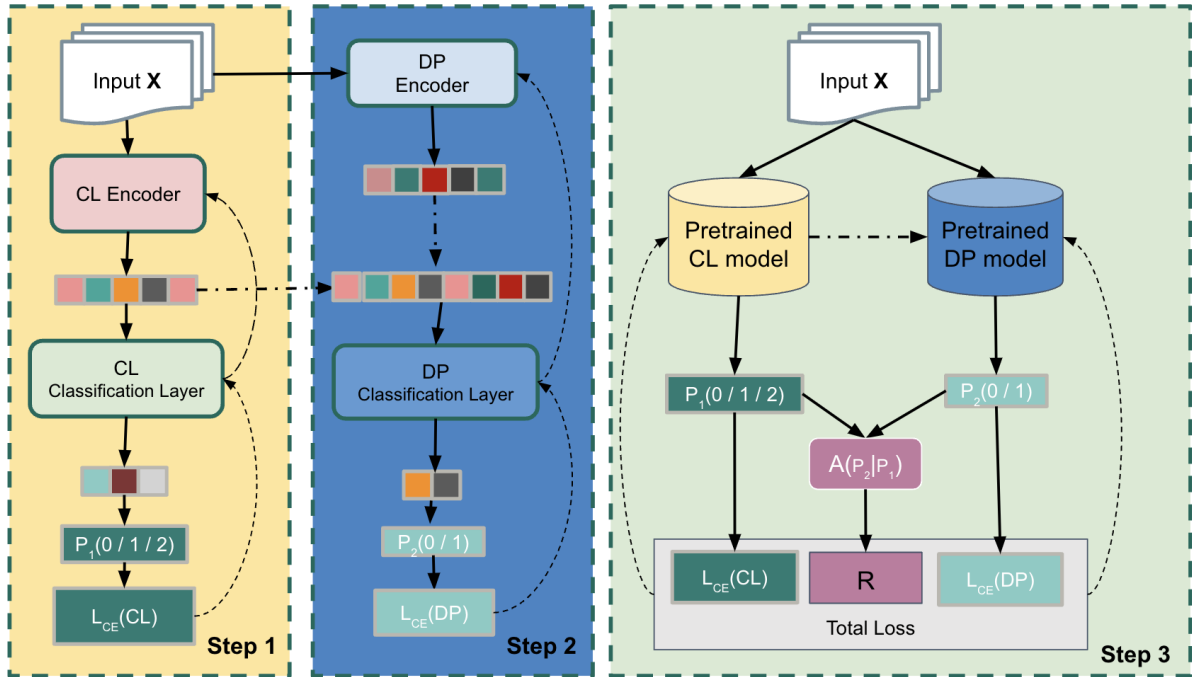


Figure 1: The model architecture with three steps. CL is the classification model of the given task, DP is the Deferral Policy model. A is the reward function from equation (1).

policies based on a model’s softmax probabilities often suffer from inherent overconfidence. Further, machine learned DPs often overfit the associated CL. Our work seeks to overcome these limitations by jointly optimizing the representations learned by the CL and DP.

Joint training, also known as multi-task learning or joint learning, is a paradigm where a model is trained simultaneously on multiple related tasks. The key idea is that learning to perform multiple tasks at the same time allows a model to share representations across tasks, which can lead to improved generalization (Caruana, 1997). Joint training has proved successful across a wide spectrum of machine learning problems (Collobert and Weston, 2008; Thung and Wee, 2018; Zhang and Yang, 2021), typically involving the concurrent training of two models on related tasks to foster improved generalization through shared representations.

A pioneering use of joint training integrated a deep convolutional network with a Markov random field model, achieving significant performance improvements in human body pose recognition over state-of-the-art techniques (Tompson et al., 2014). Long et al. (2017) introduced Multilinear Relationship Networks (MRN) to enhance multi-task learning in deep neural networks using tensor normal priors to improve feature transferrability, and to ad-

dress issues of negative transfer and under-transfer in different network layers. Mao et al. (2021) demonstrated the efficacy of jointly training two BERT-MRC models with shared parameters for machine reading comprehension (MRC).

Our approach draws inspiration from joint training strategies mentioned in (Zhang and Yang, 2021), which generally involves training two models to share the same encoding layer. However, our adaptation involves use of distinct encoders for the CL and DP models, given that the DP decision depends on the class prediction and prediction quality of the CL model. The DP output layer uses the concatenation of the representations from the CL and DP encoders, which harnesses the benefits of joint training while accommodating the unique demands of SP.

3 Approach

The joint training problem faced here is that the model for the deferral policy has no data to train on until the classifier model can make decisions. Through experimentation, we found that each model needs its own warm up phase, starting with the classifier, and that the loss function for the deferral policy should be rooted in reinforcement learning. The training process is summarized in Algorithm 1 and Fig. 1.

Algorithm 1 Joint-training for selective prediction from a base classifier (CL) and a deferral policy (DP).

- 1: Initialize weights and biases for each layer in the CL and DP modules.
 - 2: **Warm up:**
 - 3: Warm up CL for n epochs with the cross-entropy loss for the classification task $L_{CE}(CL)$.
 - 4: Warm up DP for m epochs with the cross-entropy loss for the deferral task $L_{CE}(DP)$.
 - 5: Set learning rate η and number of epochs T .
 - 6: **for** $t = 1$ to T **do**
 - 7: **for** each training batch x_i **do**
 - 8: Get the hidden states h_{i_1} (from the CL encoder layer) and h_{i_2} (from the DP encoder layer).
 - 9: Concatenate the embeddings h_{i_1} and h_{i_2} as a new embedding h'_i .
 - 10: Input h_{i_1} into the CL classification layer.
 - 11: Compute the output CL probability distribution p_c (3D).
 - 12: Input h'_i into the deferral policy π .
 - 13: Compute the output DP probability distribution p_d (2D).
 - 14: Compute the loss for this training batch where R is the policy gradient loss from equation (1):
 - 15: $L = \alpha \cdot L_{ce}(CL) + \beta \cdot L_{ce}(DP) - \gamma R$.
 - 16: Update the weights and biases using backpropagation.
 - 17: **end for**
 - 18: Record validation loss and validation accuracy and save checkpoints
 - 19: **end for**
-

The first training step is a warm-up phase for the classifier. It follows the standard training paradigm for NLP classifiers, such as BERT. Data examples, e.g., assessment questions and student responses, are first encoded into a hidden representation h_C . A classification layer at the output produces the probability distribution P_1 , e.g., over the correctness classes. Model parameters θ are updated through backpropagation of Cross Entropy Loss $L_{ce}(CL)$.

The second training phase temporarily freezes the CL parameters θ during the deferral policy (DP) warm up. A separate DP encoder receives the same input as the classifier to learn the hidden representation h_{DP} . The concatenation $[h_C, h_{DP}]$ is sent to the DP classification layer to decide whether to defer or not (P_2). Again we use cross entropy loss ($L_{ce}(DP)$) to update the DP parameters ϕ , where the decision to defer is compared with the correctness of the CL decision. The upper bound correctness of DP is to defer if and only if the classifier decision is incorrect.

The third phase commences joint optimization of θ and ϕ by unfreezing θ and backpropagating from a more complex loss function to update θ and ϕ at every epoch. In pursuit of achieving superior joint training outcomes and exerting finer control over deferral accuracy, we have incorporated policy gradient methods. This methodology has a reward function R :

$$R = \sum \pi(a|s) \times A(s, a) \quad (1)$$

where $\pi(a|s)$ represents the likelihood of the action a to defer (1) or not (0), given a particular state s under the deferral policy π . Here $s = h'_i$, the concatenation of the CL and DP hidden states.

To jointly optimize classification accuracy and deferral accuracy, we designed a reward signal $A(s, a)$ for DP decisions (actions) that has distinct scalar values for each of the four outcomes of correctness of the classifier by correctness of the decision to defer, as shown in Fig. 2. To facilitate interpretation of the performance of the reward signal A , we constrain the four values to be positive, and to sum to 1. In general, designing an optimal reward signal for reinforcement learning is challenging. As discussed in the next section, we found best performance with $a > d \gg (b|c)$.

	DP	
CL	-Defer	+Defer
Cor.	a	b
Incor.	c	d

$$A = [a, b, c, d] \text{ where} \\ \forall x \in [a, b, c, d], x \geq 0, \text{sum}([a, b, c, d]) = 1$$

Figure 2: Four-valued reward signal A . The desirable outcomes a and d should have higher values than the undesirable outcomes c and b .

The final loss for the joint training phase is a weighted sum of the cross-entropy losses from both models and the policy gradient loss (equivalent to negative R).

$$L_{JTSP} = \alpha \cdot L_{ce}(\text{CL}) + \beta \cdot L_{ce}(\text{DP}) - \gamma R \quad (2)$$

At inference time, selective prediction for each input x involves two decisions, one made by the CL based on its learned representation of x (h_{CL}), and the DP’s decision based on concatenating its learned representation of x (h_{DP}) with h_{CL} .

4 Experiments and Results

The experiments compare JTSP incorporating two classifiers that have different architectures. BERT (Devlin et al., 2019) is a general-purpose, high-performing, pre-trained encoder language model based on transformers. Here we use HuggingFace’s `BERT AutoModelForSequenceClassification` with fine-tuning. The second classifier, SFRN, was developed specifically for short answer assessment, consisting of a relation network initialized with BERT encodings. SFRN had SOTA performance on two of the datasets used here (Li et al., 2021). We compare the two classifiers when used as the encoders for CL under five selective prediction settings, using four datasets of students’ written answers to STEM questions. In all conditions, RoBERTa (Liu et al., 2019) is used as the DP encoder, which performed better than BERT. On all four datasets, SFRN as part of a full JTSP system performs best. Further, both classifiers improve in the joint training context. The remainder of the section presents the three SP conditions, the four datasets, results on selective prediction, and results of the classifiers with and without joint training.

The five selective prediction settings are labeled as: Thresh., LR, Policy, JTSP_{CE} and JTSP. For the Thresh. condition, we select a probability threshold for the maximum probability class, based on the validation sets as in (Hendrycks and Gimpel, 2018): that is, the threshold should produce SP accuracy greater than the CL accuracy alone. The other approach we know that learns a deferral policy is from (Li et al., 2023), also in the domain of assessment of short answer questions. It presents a logistic regression policy that uses these features from the short answer classifier: the predicted class, the softmax probabilities for each class, the classifier’s training accuracy on the question. Our LR condition is a logistic regression that uses the same

features. In the Policy condition, the classifier for student answers and deferral policy classifier are trained separately, each with their own cross entropy loss. JTSP_{CE} represents joint training but without the use of the policy gradient loss term shown in line 15 of Algorithm 1). The JTSP condition stands for the full joint training algorithm depicted in Fig. 1 and Algorithm 1.

Four datasets of STEM questions were used here. Two are from the SemEval-2013 Task 7 dataset (Dzikovska et al., 2013).¹ BEETLE consists of about 6,000 undergraduate students’ responses to questions about electricity and electronics. SciEnts-Bank (henceforth SciEnts) (Nielsen et al., 2008) consists of about 10,000 answers to assessment questions across 15 science domains from students in grades 3-6, with inter-annotator agreement of 72.8 Kappa. For BEETLE and SciEnts, we use the 3-way correctness classes, unseen answers, where the classes are *Correct*, *Incorrect* and *Contradictory*. Mid-PHYS, derived from a decade’s worth of learning design studies in Wisconsin middle schools, features pre-/post-test data aimed at assessing middle school students’ understanding of physics concepts, with the questions being expert-validated to accurately measure comprehension of physics relationships. It has 11,245 constructed responses to 55 physics questions. ISTUDIO² consists of responses from 1,935 undergraduate students to six 2-part statistics questions totaling over 6,000 responses, with a Fleiss Kappa score for three annotators of 0.70. For Mid-PHYS and ISTUDIO, there are three correctness classes: *Correct*, *Partially Correct* and *Incorrect*.

During the training phase, we first warm up each model for 10 epochs. Then we tune the JTSP loss hyper-parameters $[\alpha, \beta, \gamma]$ (see equation 2), selecting their values based on experience gained during joint training. The initial setting for each dataset began with $[1, 1, 1]$, followed by a systematic exploration aimed at enhancing performance. We observed that optimal settings for α , β , and γ differed across datasets. The experiments reported here use the following values for $[\alpha, \beta, \gamma]$: BEETLE $[0.01, 0.01, 15]$; SciEnts $[0.1, 0.1, 10]$; Mid-PHYS $[0.1, 0.1, 1]$; ISTUDIO $[1, 1, 1]$.

Table 1 presents the JTSP results, broken down by dataset and by short answer classifier (SFRN, BERT). The three results columns are accuracy/F1

¹The original download link is no longer available, but the authors can share this dataset on request.

²Available at doi:10.26208/JFMP-V777.

Table 1: Comparison of selective prediction baselines with JTSP, on four short answer datasets. DP is the accuracy/F1 of the deferral policy; SP is the overall accuracy/F1; DR is the deferral rate (lower is better). For each model and metric, the best value within a column is in boldface. For each dataset, an asterisk is on the best SP.

(a) Performance on BEETLE and SciEnts

CL	DP	BEETLE			SciEnts		
		DP	SP	DR	DP	SP	DR
SFRN	None	NA	79.35 / 70.73	NA	NA	75.11 / 65.35	NA
	Thresh.	79.50 / 50.20	80.74 / 72.68	2.63	74.96 / 45.57	75.85 / 65.14	1.63
	LR	80.00 / 59.92	83.89 / 77.67	8.64	75.07 / 47.76	75.74 / 66.52	3.23
	Policy	79.66 / 58.26	83.39 / 76.98	7.76	75.11 / 47.08	76.78 / 68.94	3.37
	JTSP _{CE}	79.89 / 56.87	83.58 / 77.64	8.04	76.61 / 55.85	79.41 / 73.60	7.48
	JTSP	81.02 / 61.47	*85.33 / 79.63	8.20	76.67 / 58.44	*80.00 / 73.78	8.56
BERT	None	NA	77.8 / 70.35	NA	NA	73.62 / 60.75	NA
	Thresh.	77.17 / 52.31	80.12 / 74.24	5.43	73.77 / 45.06	74.37 / 62.55	1.33
	LR	76.32 / 50.45	78.47 / 70.65	4.77	73.76 / 45.38	74.67 / 61.97	1.63
	Policy	77.37 / 58.64	82.92 / 77.99	10.68	75.43 / 48.11	76.53 / 67.20	3.31
	JTSP _{CE}	79.35 / 62.73	83.46 / 77.37	9.27	75.04 / 45.07	75.96 / 65.14	4.78
	JTSP	80.90 / 64.03	85.29 / 80.08	10.71	74.70 / 52.70	77.37 / 69.56	5.93

(b) Performance on Mid-PHYS and ISTUDIO

CL	DP	Mid-PHYS			ISTUDIO		
		DP	SP	DR	DP	SP	DR
SFRN	None	NA	79.5 / 78.38	NA	NA	83.19 / 80.37	NA
	Thresh.	79.65 / 49.54	80.67 / 80.01	2.65	16.07 / 13.85	100.0 / 100.0	100.0
	LR	78.88 / 49.26	80.37 / 79.94	2.74	73.22 / 35.68	85.32 / 83.36	5.52
	Policy	79.83 / 49.08	80.75 / 79.69	3.50	83.25 / 50.73	85.03 / 82.95	2.49
	JTSP _{CE}	80.97 / 56.84	82.49 / 81.63	4.61	84.95 / 45.93	84.95 / 83.40	0.03
	JTSP	80.53 / 56.49	*83.33 / 82.49	5.90	85.07 / 52.18	*85.83 / 84.29	1.84
BERT	None	NA	78.76 / 78.04	NA	NA	81.28 / 79.88	NA
	Thresh.	80.23 / 57.87	82.44 / 81.87	5.90	82.38 / 45.17	82.69 / 81.13	0.30
	LR	80.75 / 57.28	81.69 / 81.27	5.64	80.91 / 40.45	81.45 / 80.39	0.38
	Policy	79.09 / 47.67	79.57 / 78.91	5.45	82.70 / 45.89	82.85 / 81.29	0.23
	JTSP _{CE}	80.64 / 53.93	82.41 / 82.16	5.02	82.39 / 45.94	82.77 / 81.45	0.69
	JTSP	79.68 / 56.65	82.63 / 81.73	5.42	82.81 / 46.17	83.35 / 81.98	0.77

scores for the deferral policy classifier (DP), accuracy/F1 scores for the full selective prediction system (SP), and the deferral rate (DR). The results for the SFRN and BERT classifiers are in Table 2, and discussed below. In all cases, SP results are on test sets where, if the deferral policy decision is to defer, the ground truth labels are used.

We now discuss the use of a learned deferral policy using a neural network, with and without joint training, compared with Thresh. and LR. For each dataset and CL model (SFRN or BERT), the best accuracy, F1 and deferral rate are in bold face. For each dataset, the best SP result has an asterisk. The threshold method always has the lowest SP accuracy, given a particular CL model, apart from ISTUDIO where the threshold picked on the validation set led to 100% human effort, therefore perfect accuracy. This highlights the risk of selecting a deferral threshold based on softmax. JTSP/SFRN has the highest SP accuracy/F1 on all datasets, generally with the highest DP accuracy/F1 as well (apart from Mid-PHYS). At the same time, it often has a

higher deferral rate than other SFRN approaches, but deferral rates are very low overall, surpassing 10% only for Policy/BERT. JTSP/BERT generally outperforms other BERT-based SP methods on SP accuracy/F1, and comes close to JTSP/SFRN on BEETLE and Mid-PHYS. Joint training (both JTSP conditions) always surpasses Policy, where the CL and DP modules are trained independently. LR and Policy are often close, but LR/BERT outperforms Policy on BEETLE and Mid-Phys. In sum, results show that JTSP leads to superior SP accuracy compared with other deferral methods, for both CL models. JTSP/SFRN outperforms JTSP/BERT, possibly because SFRN was developed specifically for short answer assessment.

Considering the DP module in greater detail, DP accuracy tends to increase in each next condition, for both CL variants, apart from Mid-PHYS, where the JTSP_{CE} variant has better DP accuracy for both CL models. Often, the Thresh. method has the lowest deferral rate, but at a sacrifice in SP accuracy. However, there is no consistent trend for

Table 2: Comparison of two classifiers trained as standalone systems or as part of JTSP_{CE} or JTSP, on four short answer datasets. Cell values are accuracy and F1 (Acc/F1).

CL	DP	BEETLE	SciEnts	ISTUDIO	Mid-PHYS
SFRN	None	79.35 / 70.73	75.11 / 65.35	83.19 / 80.37	79.5 / 78.38
	JTSP _{CE}	80.16 / 72.26	75.22 / 66.06	84.95 / 83.34	79.39 / 75.25
	JTSP	80.43 / 72.42	74.78 / 63.51	84.76 / 83.06	80.24 / 79.24
BERT	None	77.8 / 70.35	74.52 / 64.09	81.28 / 79.88	78.76 / 78.04
	JTSP _{CE}	77.53 / 68.98	75.37 / 64.23	82.62 / 81.31	81.16 / 80.25
	JTSP	79.19 / 71.04	74.11 / 61.34	83.19 / 81.84	79.24 / 78.24

the deferral rates across models and datasets. This might simply reflect deferral rates that are so low, that small changes in the DP might have greater impact on some datasets, e.g., SciEnts, compared with others, e.g., Mid-PHYS. As we discuss in the next section, we speculate that it is more difficult to optimize the hyper-parameters and reward signal for the DP classifier, because its performance is bounded by the performance of the CL classifier.

Table 2 shows that with joint training, the CL classifiers improve, thus both tables show that joint training benefits both the CL and DP modules. For BEETLE and Mid-PHYS, SFRN improves most under the JTSP condition, and for the other two datasets, it improves most with JTSP_{CE}. BERT improves most with JTSP_{CE} on SciEnts and Mid-PHYS, and improves most with JTSP on BEETLE and ISTUDIO.

Our results suggest that the synergy between the CL and DP modules merits further investigation, including choice of encoders. Moreover, the observed improvements highlight the potential for developing more advanced DP models and training strategies that could further enhance the performance of SP systems and the CL models they use across a variety of tasks and datasets.

5 Discussion

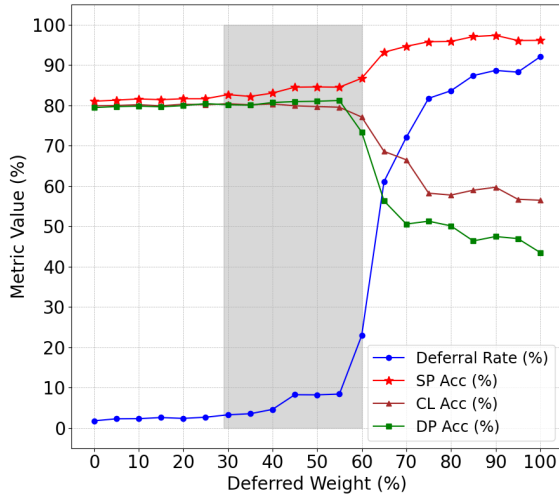
On the four datasets tested here, JTSP improves SP accuracy over the baseline SP methods. JTSP achieves this result from a joint training method where the CL and DP learn distinct representations of the input, as noted in the preceding sections, while training the DP classifier on the concatenation of both representations. The improved SP accuracy derives from improvements to both the CL and DP learning over the Policy condition, where they are trained independently. In addition, the increased deferral rates associated with higher SP accuracy represent a strategic trade-off. This trade-

off is partly managed by the reward signal A .

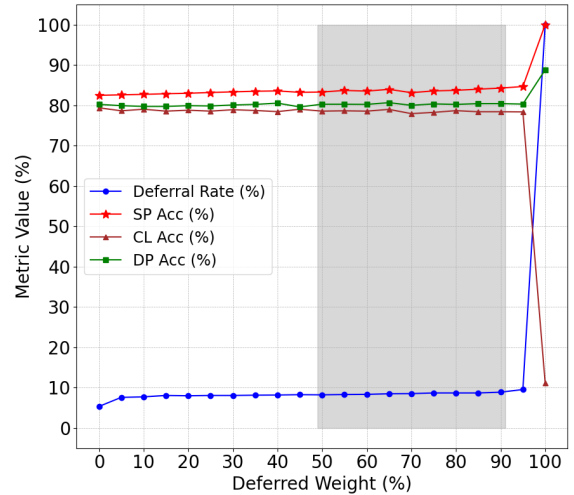
The reward signal takes into account the two DP actions, to defer or not, and the two conditions for each, the action is correct or incorrect. The results presented above used $A = [0.5, 0.1, 0, 0.4]$, which performed well across all conditions, in comparison to hundreds of other values. It gives the highest weights to a and d , the cells representing the ideal cases of a correct CL decision and no deferral (a), and deferring given an incorrect CL decision (d). It also weights CL correctness ($a + b$) slightly higher than the action to defer ($b + d$). Higher values of d typically raise the deferral rate while lowering CL accuracy, and higher values of a tend to lower the deferral rate while increasing CL accuracy. In this way, A manages the tradeoff between overall accuracy and the deferral rate. However, the change in performance as A changes is complex.

If it were possible to continue improving the accuracies of the CL and DP modules in DP, then presumably the SP accuracy could continue to grow while keeping the deferral rate low. This is not the behavior we observe, however, when we gradually change A . To avoid too many confounding factors, we conducted a sensitivity analysis on A where b and c are kept at zero, and we vary d ; in this setting, a is constrained to be $1 - d$. For convenience, we refer to d as the deferral weight. We find large differences in sensitivity to d across four metrics, depending on the dataset and model.

Fig. 3 shows two sensitivity plots with d on the x -axes, and accuracy or rate on the y -axes. We varied d from 0 to 1 using a step size of 0.05, and plotted change in deferral rate (DR; blue), SP accuracy (red), CL accuracy (brown), and DP accuracy (green). An ideal SP system would have high SP accuracy (red) and low DR (blue). We show JTSP on BEETLE using SFRN (Fig. 3a) or BERT (Fig. 3b), illustrating that DR rises more slowly for the SFRN variant, while for the BERT variant it



(a) JTSP with SFRN classifier.



(b) JTSP with BERT classifier.

Figure 3: Sensitivity of four metrics to deferral weight (d in the reward signal A) on the BEETLE dataset: deferral rate (blue), SP accuracy (red), CL accuracy (brown) and DP accuracy (green).

remains very low until a sudden sharp increase at $d = 0.95$. Within the greyed region of Fig. 3a), we see that all metrics begin to increase at $d = 0.30$. At $d = 0.40$, DR starts to increase, yet the accuracies of SP, CL and DP are still slowly increasing. In the range $0.45 \leq d \leq 0.55$, DP accuracy increases as d increases, while SP accuracy remains unchanged due to diminished CL accuracy. This highlights the difficulty of joint optimization of CL and DP. At $d = 0.55$, there is a sharp increase in DR and it continues to rise steeply, concurrent with a sharp drop in CL and DP accuracies.

For the BERT variant, there is far less sensitivity to d : all accuracies remain relatively constant for values of $d \geq 0.50$, and all metrics change dramatically at $d = 0.95$. Oddly, at the point where DR suddenly jumps from around 10% to nearly 90%, the DP accuracy improves from around 80% to nearly 90%. In sum, as d changes, JTSP joint training clearly has less influence on altering the BERT representations, which then leads to less influence on the RoBERTa representations used in the DP. In this setting, BERT’s stability is somewhat of a disadvantage, given that the BERT variant of JTSP performs less well than the SFRN variant on all datasets. As mentioned in the preceding section, the disparity between the behavior of JTSP with SFRN versus BERT may be due to the fact that SFRN was designed specifically for student’s responses to assessment questions, whereas BERT was developed as a general-purpose model. Two questions this raises for future work are how to se-

lect models that are more susceptible to improved representation learning, and how to avoid the sudden performance “cliff” where CL or DP accuracy suddenly degrades and DR suddenly increases.

6 Conclusion

We have presented JTSP, a method to jointly learn a classifier (CL) and a deferral policy (DP) for selective prediction (SP) that relies on a novel architecture, training procedure and loss function. Instead of learning a single representation to meet multiple objectives, JTSP learns different representations to support each of two decisions. On four student assessment datasets with diverse characteristics, JTSP outperforms baselines based on prior work. Previous SP methods aimed to improve confidence estimation of the classifier decision, given a fully trained classifier. We show that in the context of JTSP, both the CL and the DP classifiers improve their representation learning.

The overall behavior of JTSP is highly dependent on the reward signal. A sensitivity analysis of deferral weight d , based on a somewhat more constrained reward signal, demonstrated that sensitivity to d varies dramatically, depending on the choice of model for the CL classifier. The SFRN variant of JTSP is more susceptible to improved representation learning. A potentially fruitful direction for future work would be learn a reward signal that better customizes JTSP to a new dataset, and where the tradeoff between selective prediction accuracy and deferral rate can be better controlled.

7 Limitations

The main limitation of JTSP is that the reward signal that has three degrees of freedom, thus is difficult to optimize. We are optimistic that further investigation could address this limitation through a novel method to learn the reward signal. We found that across datasets, the optimal hyperparameters and performance of JTSP with the two loss functions varied in unexpected ways. This variation also argues for the potential benefit of an approach that would learn the reward signal.

A similar limitation is that we allowed the loss hyperparameters to vary independently of one another. A very large number of experiments was needed at the outset of the project to develop the appropriate joint training method. We found that fewer constraints on the values of α , β and γ (meaning a much larger search space), led more rapidly to combinations that improved performance significantly. However, we believe it could be useful to constrain these hyperparameters in future work.

Selective prediction could be used for any classification task, and with any classifier architecture. Here we tested only one task, correctness classification of students' answers to open-ended STEM questions; only two CL architectures, BERT and SFRN; only one encoder for the DP module. Early experiments showed that using RoBERTa for DP and BERT or SFRN for CL outperformed other combinations, such as BERT in both modules. However, many combinations are possible. It is an open-question how well JTSP would perform in other settings.

References

- Peter L Bartlett and Marten H Wegkamp. 2008. Classification with a reject option using a hinge loss. *Journal of Machine Learning Research*, 9(8).
- Elizabeth Bondi, Raphael Koster, Hannah Sheahan, Martin Chadwick, Yoram Bachrach, Taylan Cemgil, Ulrich Paquet, and Krishnamurthy Dvijotham. 2022. [Role of Human-AI Interaction in Selective Prediction](#). In *Proceedings of the AAAI Conference on Artificial Intelligence*, volume 36 (5), pages 5286–5294.
- MA Cardona, RJ Rodríguez, and K Ishmael. 2023. Artificial intelligence and the future of teaching and learning. *Department of Education*.
- Rich Caruana. 1997. Multitask learning. *Machine learning*, 28:41–75.
- Ronan Collobert and Jason Weston. 2008. A unified architecture for natural language processing: Deep neural networks with multitask learning. In *Proceedings of the 25th international conference on Machine learning*, pages 160–167.
- Filipe Condessa, José Bioucas-Dias, Carlos A Castro, John A Ozolek, and Jelena Kovačević. 2013. Classification with reject option using contextual information. In *2013 IEEE 10th International Symposium on Biomedical Imaging*, pages 1340–1343. IEEE.
- Jacob Devlin, Ming-Wei Chang, Kenton Lee, and Kristina Toutanova. 2019. [BERT: Pre-training of deep bidirectional transformers for language understanding](#). In *Proceedings of the 2019 Conference of the North American Chapter of the ACL*, pages 4171–4186. ACL.
- Myroslava Dzikovska, Rodney Nielsen, Chris Brew, Claudia Leacock, Danilo Giampiccolo, Luisa Bentivogli, Peter Clark, Ido Dagan, and Hoa Trang Dang. 2013. [SemEval-2013 task 7: The joint student response analysis and 8th recognizing textual entailment challenge](#). In *Second Joint Conference on Lexical and Computational Semantics (*SEM), Volume 2: Proceedings of the Seventh International Workshop on Semantic Evaluation (SemEval 2013)*, pages 263–274, Atlanta, Georgia, USA. Association for Computational Linguistics.
- Stanislav Fort, Jie Ren, and Balaji Lakshminarayanan. 2021. Exploring the limits of out-of-distribution detection. *Advances in Neural Information Processing Systems*, 34:7068–7081.
- Siddhant Garg and Alessandro Moschitti. 2021. [Will this question be answered? question filtering via answer model distillation for efficient question answering](#). In *Proceedings of the 2021 Conference on Empirical Methods in Natural Language Processing*, pages 7329–7346. Association for Computational Linguistics.
- Yonatan Geifman and Ran El-Yaniv. 2017a. [Selective Classification for Deep Neural Networks](#). In *Advances in Neural Information Processing Systems 30 (NIPS 2017)*, volume 30. Curran Associates, Inc.
- Yonatan Geifman and Ran El-Yaniv. 2017b. Selective classification for deep neural networks. *Advances in neural information processing systems*, 30.
- Martin E Hellman. 1970. The nearest neighbor classification rule with a reject option. *IEEE Transactions on Systems Science and Cybernetics*, 6(3):179–185.
- Dan Hendrycks and Kevin Gimpel. 2017. [A baseline for detecting misclassified and out-of-distribution examples in neural networks](#). In *International Conference on Learning Representations*.
- Dan Hendrycks and Kevin Gimpel. 2018. [A baseline for detecting misclassified and out-of-distribution examples in neural networks](#). Number: arXiv:1610.02136.

- Zhengbao Jiang, Jun Araki, Haibo Ding, and Graham Neubig. 2023. [How can we know *When* language models know? On the calibration of language models for question answering.](#) *Transactions of the Association for Computational Linguistics*, 9:962–977.
- Amita Kamath, Robin Jia, and Percy Liang. 2020a. [Selective question answering under domain shift.](#) In *Proceedings of the 58th Annual Meeting of the Association for Computational Linguistics*, pages 5684–5696. Association for Computational Linguistics.
- Amita Kamath, Robin Jia, and Percy Liang. 2020b. [Selective question answering under domain shift.](#) *arXiv preprint arXiv:2006.09462*.
- Zhaohui Li, Yajur Tomar, and Rebecca J. Passonneau. 2021. [A Semantic Feature-Wise Transformation Relation Network for Automatic Short Answer Grading.](#) In *Proceedings of the 2021 Conference on Empirical Methods in Natural Language Processing (EMNLP)*, pages 6030–6040. ACL.
- Zhaohui Li, Chengning Zhang, Yumi Jin, Xuesong Cang, Sadhana Puntambekar, and Rebecca J Passonneau. 2023. [Learning when to defer to humans for short answer grading.](#) In *International Conference on Artificial Intelligence in Education*, pages 414–425. Springer.
- Shiyu Liang, Yixuan Li, and Rayadurgam Srikant. 2017. [Enhancing the reliability of out-of-distribution image detection in neural networks.](#) *arXiv preprint arXiv:1706.02690*.
- Yinhan Liu, Myle Ott, Naman Goyal, Jingfei Du, Mandar Joshi, Danqi Chen, Omer Levy, Mike Lewis, Luke Zettlemoyer, and Veselin Stoyanov. 2019. [Ro{bert}a: A robustly optimized {bert} pretraining approach.](#) *CoRR*, abs/1907.11692.
- Mingsheng Long, Zhangjie Cao, Jianmin Wang, and Philip S Yu. 2017. [Learning multiple tasks with multilinear relationship networks.](#) *Advances in neural information processing systems*, 30.
- Yue Mao, Yi Shen, Chao Yu, and Longjun Cai. 2021. [A joint training dual-MRC framework for aspect based sentiment analysis.](#) In *Proceedings of the AAAI conference on artificial intelligence*, volume 35 (15), pages 13543–13551.
- Eduardo Mosqueira-Rey, Elena Hernández-Pereira, David Alonso-Ríos, José Bobes-Bascarán, and Ángel Fernández-Leal. 2022. [Human-in-the-loop machine learning: a state of the art.](#) *Artificial Intelligence Review*.
- Rodney D. Nielsen, Wayne Ward, James Martin, and Martha Palmer. 2008. [Annotating students’ understanding of science concepts.](#) In *Proceedings of the Sixth International Conference on Language Resources and Evaluation (LREC’08)*, Marrakech, Morocco. European Language Resources Association (ELRA).
- Ignazio Pillai, Giorgio Fumera, and Fabio Roli. 2013. [Multi-label classification with a reject option.](#) *Pattern Recognition*, 46(8):2256–2266.
- Bernhard Schölkopf, Robert C Williamson, Alex Smola, John Shawe-Taylor, and John Platt. 1999. [Support vector method for novelty detection.](#) *Advances in neural information processing systems*, 12.
- David Silver, Guy Lever, Nicolas Heess, Thomas Degris, Daan Wierstra, and Martin Riedmiller. 2014. [Deterministic policy gradient algorithms.](#) In *International conference on machine learning*, pages 387–395. Pmlr.
- Kim-Han Thung and Chong-Yaw Wee. 2018. [A brief review on multi-task learning.](#) *Multimedia Tools and Applications*, 77:29705–29725.
- Jonathan J Tompson, Arjun Jain, Yann LeCun, and Christoph Bregler. 2014. [Joint training of a convolutional network and a graphical model for human pose estimation.](#) *Advances in neural information processing systems*, 27.
- Neeraj Varshney, Swaroop Mishra, and Chitta Baral. 2022. [Investigating Selective Prediction Approaches Across Several Tasks in IID, OOD, and Adversarial Settings.](#) In *Findings of the Association for Computational Linguistics: ACL 2022*, pages 1995–2002, Dublin, Ireland. Association for Computational Linguistics.
- Yair Wiener. 2013. *Theoretical foundations of selective prediction*. Ph.D. thesis, Technion - Israel Institute of Technology, Israel.
- Ji Xin, Raphael Tang, Yaoliang Yu, and Jimmy Lin. 2021a. [The art of abstention: Selective prediction and error regularization for natural language processing.](#) In *Proceedings of the 59th Annual Meeting of the Association for Computational Linguistics and the 11th International Joint Conference on Natural Language Processing (Volume 1: Long Papers)*, pages 1040–1051.
- Ji Xin, Raphael Tang, Yaoliang Yu, and Jimmy Lin. 2021b. [The Art of Abstention: Selective Prediction and Error Regularization for Natural Language Processing.](#) In *Proceedings of the 59th Annual Meeting of the Association for Computational Linguistics (ACL) and the 11th International Joint Conference on Natural Language Processing (IJCNLP)*, pages 1040–1051, Online. Association for Computational Linguistics.
- Ming Yuan and Marten Wegkamp. 2010. [Classification methods with reject option based on convex risk minimization.](#) *Journal of Machine Learning Research*, 11(1).
- Chong Zhang, Wenbo Wang, and Xingye Qiao. 2018. [On reject and refine options in multiclass classification.](#) *Journal of the American Statistical Association*, 113(522):730–745.

Yu Zhang and Qiang Yang. 2021. A survey on multi-task learning. *IEEE Transactions on Knowledge and Data Engineering*, 34(12):5586–5609.