

Histrio: a Serverless Actor System

Giorgio Natale Buttiglieri, Luca De Martini, Alessandro Margara

Abstract—In recent years, the serverless paradigm has been widely adopted to develop cloud applications, as it enables building scalable solutions while delegating operational concerns such as infrastructure management and resource provisioning to the serverless provider. Despite bringing undisputed advantages, the serverless model requires a change in programming paradigm that may add complexity in software development. In particular, in the Function-as-a-Service (FaaS) paradigm, functions are inherently stateless: they perform actions without retaining any state. As a consequence, developers carry the burden of directly interacting with external storage services and handling concurrency and state consistency across function invocations. This results in less time spent on solving the actual business problems they face.

Moving from these premises, this paper proposes Histrio, a programming model and execution environment that simplifies the development of complex stateful applications in the FaaS paradigm. Histrio grounds on the actor programming model, and lifts concerns such as state management, database interaction, and concurrency handling from developers. It enriches the actor model with features that simplify and optimize the interaction with external storage. It guarantees exactly-once-processing consistency, meaning that the application always behaves as if any interaction with external clients was processed once and only once, masking failures.

Histrio has been compared with a classical FaaS implementation to evaluate both the development time saved due to the guarantees the system offers and the applicability of Histrio in typical applications. In the evaluated scenarios, Histrio simplified the implementation by significantly removing the amount of code needed to handle operational concerns. It proves to be scalable and it provides configuration mechanisms to trade performance and execution costs.

Index Terms—Serverless, Cloud Computing, Actor Model, Web Development

I. INTRODUCTION

In recent times, there has been an increasing interest in the serverless computing model. Indeed, this model brings advantages in terms of development experience, management, and pricing. When developing for serverless, developers only need to write the application logic, without worrying about its deployment, which is handled by the service provider, with automatic scaling and pay-as-you-go price models. In the context of serverless computing, the function-as-a-service paradigm (FaaS) implements applications as a composition of functions, delegating their scheduling and execution to the serverless environment.

Despite bringing undisputed advantages, the serverless model requires a change in programming paradigm that may add complexity in software development. In particular, in the

FaaS paradigm, functions are inherently stateless: they perform actions without retaining any state. This is very different with respect to the traditional imperative programming style and requires developers to adapt to this new environment: instead of directly manipulating state through variables, developers must now explicitly encode interactions with external storage systems — typically a managed database — to persist the state of their applications.

So far, little effort has been put to provide abstractions and paradigms that aid developers in modeling and implementing solutions that deal with the inconveniences of serverless paradigms. Moving from these premises, this work proposes Histrio, a programming model and execution environment that simplifies the development of complex stateful applications in the FaaS paradigm.

Histrio grounds on the already established actor model [1]. It lifts concerns such as state management, database interaction, and concurrency handling from developers. Developers model the domain problem using actors, which are independent stateful entities that interact with each other only through the exchange of messages. Histrio automatically and implicitly generates the code to execute the application in a serverless environment. It runs the code that implements the behavior of actors with the FaaS model, it manages the communication between actors, it persists the state of actors within an external storage service, automating and hiding state access. Histrio enriches the actor model with query-like features that facilitate and optimize the most frequent state access patterns without losing the simplicity of its interface. Overall, these features enable developers to focus on the business problem they face and forget about low-level concerns.

Furthermore, Histrio also addresses another of the common problems of serverless; as functions may be randomly terminated and resumed by the service provider, there are no guarantees that an application handles requests from external clients as expected. Histrio overcomes this problem by implementing a failure handling mechanism that guarantees exactly-once-processing consistency system-wide, meaning that the application is guaranteed to behave as if any interaction from external clients was processed once and only once, even in the case of failures.

We implemented the Histrio environment using the AWS Lambda as a FaaS environment and DynamoDB as a storage service to persist state. The paper discusses in detail the programming model of Histrio and its implementation as a serverless platform. It describes the protocols that govern the interaction with the storage service and provide exactly-once-processing guarantees. To evaluate Histrio, we implemented two real-world applications using Histrio and using a baseline approach that relies on classic serverless abstractions. We show that Histrio significantly simplifies the development of

Dipartimento di Elettronica, Informazione e Bioingegneria
Politecnico di Milano
mail: {luca.demartini, alessandro.margara}@polimi.it,
{giorgionatale.buttiglieri}@mail.polimi.it

Manuscript received October 25, 2024.

applications by rising the level of abstractions for developers. It introduces a latency overhead that is configurable based on the specific needs of applications: developers can trade response time for reduced costs, always keeping the budget for executing their applications under control.

The paper is structured as follows: Section II introduces background concepts and motivations to the work. Section III explores the programming paradigm offered by Histrio. Section IV presents an overview of the system and Section V shows implementation details of its components. Section VI contains an evaluation in terms of performance and code complexity with a discussion of the results. Section VII discusses related work, and Section VIII provides conclusive remarks.

II. BACKGROUND AND MOTIVATIONS

This section explores the technological landscape around Histrio and the actor model it is inspired by. In the end, it summarizes the motivations that lead us to develop Histrio.

A. Serverless

Serverless is a cloud-native development model that allows developers to build and run applications without having to manage servers [2]. This model encompasses different services that can be accessed without directly worrying about provisioning, maintenance, or scaling. These services usually adhere to a pay-as-you-go paradigm, so the upfront investment is lower compared to an on-premise infrastructure.

FaaS. Function-as-a-Service, or FaaS, is a kind of cloud computing service that allows developers to build, compute, run, and manage application packages as functions without having to maintain their own infrastructure [3], [4].

Histrio builds on AWS Lambda [5] as a provider for the execution of functions. AWS Lambda is one of the most common FaaS solutions, supporting packages written in many languages. When a function is invoked, the Lambda service forwards the request to a suitable function instance, which is a container running the package uploaded for that function. If no function instance suitable for the processing of the request is available, Lambda allocates a new one to handle the request. A function instance can handle only one request at a time, hence Lambda scales its processing capabilities by creating new instances upon receiving a growing request traffic. The cost of using Lambda depends on the number of invocations for each function, the RAM/cores allocated for containers and the duration of the invocations.

While the current implementation of Histrio builds on AWS Lambda, all main public cloud vendors offer equivalent solutions that expose the same programming model. Examples include Microsoft Azure Functions [6], Google Cloud Functions [7], and Cloudflare Workers [8]

Serverless databases. A serverless database is managed by a third-party cloud provider [9]. Histrio adopts DynamoDB [10] as its storage layer. DynamoDB is a NoSQL serverless database offered by AWS, frequently used in combination with AWS Lambda functions. It was chosen due to its low

latency [11] and the consistency guarantees it provides, which match the requirements of Histrio without introducing a significant performance overhead.

In a nutshell, DynamoDB is a distributed storage service consisting of multiple *storage nodes*. It offers a key-value model, where data is partitioned across storage nodes using a *partition key* and sorted within each node according to a *sort key*. Routers dispatch client requests to the storage nodes. Each data item has a leader storage node that handles all write operations, and a configurable number of replica nodes that are updated after a write has been performed on the leader. Read operations are eventually consistent by default, but can be configured to be strongly consistent on a per-request basis. One key feature of DynamoDB is that it offers the possibility to perform conditional update operations. This feature can be used akin to compare-and-swap operations to implement external synchronization patterns to be used by applications. Lastly, the write transactions allow bundling multiple write operations in a single request, which guarantees that either all or none of the changes are atomically applied to the database. Histrio uses conditional updates and write transactions as the main tools to guarantee exactly-once processing semantics.

B. Actor model

The actor model is a mathematical model of concurrent computation that treats an *actor* as the basic building block of concurrent computation [1]. An actor is an entity that encapsulates some private state and interacts with other actors by sending and receiving messages.

When processing a message, an actor can: (i) modify the private state owned by the actor; (ii) spawn some new actors; (iii) send messages to other actors. Each actor processes one message at a time, ensuring that no race conditions are possible on its state. Concurrency emerges by letting multiple actors execute simultaneously. This leads to scalable concurrent systems, where the unit of concurrent computation is the actor itself. When needed, new actors can be spawned allowing the system to withstand a growing workload

C. Motivations and executive summary

Although FaaS and serverless databases help developers to build applications without the burden of direct resource management, they lack some guarantees frequently needed when developing distributed applications, and in particular Web applications.

In this context, it is common that multiple serverless function instances need to access and modify a shared state concurrently. As for AWS Lambda, the only way to control concurrency is to limit the maximum number of instances a function can have at any time. Other than that, no other mechanism is provided to handle coordination between instances of a function. Lambda does not offer any synchronization API, so developers need to address this concern by themselves, usually relying on features offered by the data store they use.

Fault tolerance is another concern that is not directly addressed by typical FaaS environments. Appropriate fault tolerance guarantees are useful because, if not present, developers

need to write code to ensure correctness despite failures. AWS Lambda offers a retry mechanism for faults and application errors. This approach however does not ensure the complete execution of the function code, and it assumes the function to be idempotent, which is another concern developers need to ensure.

In summary, to provide its advantages, the serverless shifts many responsibilities on the developer. Histrio aims to solve these problems by:

- 1) grounding on the actor model as a solid foundation to build concurrent applications;
- 2) using source-to-source compilation to abstract the management of state and hide the interaction with external storage services;
- 3) providing end-to-end exactly-once semantics for message processing, ensuring that, even in the presence of failures, the application behaves as if each message was processed and produced any side effects involving the state of actors once and only once.

III. PROGRAMMING INTERFACE

This section describes the programming interface of Histrio. We outline the main features offered by Histrio, starting from the definition of an actor, its state, and its behavior.

A. Actors: definition and communication

Histrio is implemented in the Go programming language, a common choice to build distributed applications¹. In Histrio an actor is any object that implements the following interface:

```
type Actor interface {
    ReceiveMessage(message Message) error
    GetId() ActorId
    SetId(ActorId)
}
```

The `ReceiveMessage` method defines the behavior of an actor when it receives a message. `ActorId` is the identifier of the actor, and it is composed of three parts:

- 1) `PartitionName`: partitions are logical groups in which actors are organized. For example, when modeling a travel booking application, the partition for the 'TravelAgency' actors might be the city in which they operate. Users need to explicitly define the name of the partition to which the actor belongs.
- 2) `ShardId`: generated part of the identifier that represents the physical shard the actor is assigned to.
- 3) `InstanceId`: part of the identifier of the actor chosen by the user that needs to be unique inside the same partition.

The code snippet below exemplifies the definition of an actor type `TravelAgency`. The first three lines define the attributes (state) of `TravelAgency` actors. Since the state needs to be persisted, the only restriction on the data that constitutes the state of the actor is that it needs to be serializable. In the example, the state of `TravelAgency` consists of two attributes: an identifier `Id`, which will be generated by the `Spawn` method, and an `Address` as an example of object data.

```
type TravelAgency struct {
    Id ActorId
    Address string
}

func (ta *TravelAgency) GetId() ActorId {
    return ta.Id
}

func (ta *TravelAgency) SetId(actorId ActorId) {
    ta.Id = actorId
}
...
```

The following code snippet completes the definition of the `TravelAgency` actor by introducing a new type of messages (`AddressUpdateRequest`) and by implementing the `ReceiveMessage` method to update the address of an actor in response to an `AddressUpdateRequest` messages.

```
type AddressUpdateRequest struct {
    NewAddress string
}

func (ta *TravelAgency) ReceiveMessage(message Message)
    ↳ error {
    if addressUpdateRequest, ok := message.(*
        ↳ AddressUpdateRequest); ok {
        return ta.updateAddress(*addressUpdateRequest)
    } else {
        return errors.New("unable to process message")
    }
}

func (ta *TravelAgency) updateAddress(addressUpdateRequest
    ↳ AddressUpdateRequest) error {
    ta.Address = addressUpdateRequest.NewAddress
    return nil
}
```

An important thing to notice is that updating the state does not require special code to interact with the database. Indeed, relieving the burden of state management from the developer, is one of the intended goals of Histrio.

Actors interact with each other by exchanging messages. To do so, they use a `MessageSender` that has the following interface:

```
Tell(payload Message, receiver ActorId)
TellExternal(payload Message, externalId string)
```

The `Tell` method accepts a message and a receiver and ensures that *eventually* the message will be placed in the receiver mailbox. The `TellExternal` allows actors to communicate with the external world by placing a message in an output table with an application-chosen identifier. External components can include an `Id` in their request and look for the response with the same `Id` in the output table. Note that there are no guarantees about the moment in which the message will be delivered, and it is not necessarily true that immediately after the completion of the `Tell` method the message is inside the receiver mailbox. This decouples the execution of the actor code and the message-sending process. Histrio delays the sending of messages to other actors up to the end of the processing to comply with the exactly-once-processing consistency model.

```
type TravelBookingRequest struct {
    TravelerId ActorId
    JourneyId string
}

type TravelBookingReply struct {
```

¹Current implementation available at <https://github.com/deib-polimi/histrio>

```

AgencyId      ActorId
JourneyId      string
IsJourneyBooked bool
FailureReason  string
}

// TravelAgency Actor
type TravelAgency struct {
    Id          ActorId
    Address     string
    MessageSender MessageSender
}

func (ta *TravelAgency) processTravelBookingRequest(
    ↪ travelBooking TravelBookingRequest) error {
    ta.MessageSender.Tell(TravelBookingReply{
        AgencyId:      ta.Id,
        JourneyId:     travelBooking.JourneyId,
        IsJourneyBooked: false,
        FailureReason: "This agency does not have any journey
    ↪ yet",
    }, travelBooking.TravelerId)
    return nil
}

```

The code snippet above exemplifies the use of the `Tell` method. The `TravelBookingRequest` and `TravelBookingReply` are messages that represent the request from a user (`Traveler`) to book a journey and the response to that request, respectively. As the example shows, an actor can access a `MessageSender` just by declaring it as part of its state. The Histrio execution environment takes care of injecting a valid `MessageSender` when the actor begins processing. The content of the message to be sent can be any serializable data.

An important property of the `Tell` method is that it ensures that the message will be delivered exactly once. This means that the receiver actor does not need to handle possible lost or duplicate messages, allowing the developers to focus on the domain problem and not on the infrastructure. As a matter of fact, in the example above, every line of code defines either data structures or behaviors that belong to the specific application logic, and all concerns related to exchange of information between actors are delegated to the `Tell` method.

B. Queryable collections

When modeling a problem it is common to organize homogeneous entities in collections, so that they can be handled and accessed together. As an example, a travel agency might have different journeys it offers. One possible solution to this requirement is to include the list of journeys in the state of the `TravelAgency` actor. This idea is consistent with the model discussed so far, but it has some drawbacks: (i) The list of journeys might be large. Recall that Histrio automatically persists the state of actors within an external storage service. As a consequence, including large collections of data within the state of an actor forces the system to load them when the actor state is loaded. (ii) Queries against the journeys need to be coded explicitly. For example, to find all journeys that satisfy a certain property, the developer will need to manually check every element of the list.

Histrio addresses the above problems by introducing the concept of `QueryableCollection`, which is a collection of `QueryableItems` that can be queried against some of their attributes. `QueryableCollections` bring two advantages: (i) they enable inspecting the list of items with a query-

like methodology; (ii) they delegate query execution to the database, which is optimized for this task.

In Histrio, a `QueryableItem` is any type that implements the following interface:

```

type QueryableItem interface {
    GetId() string
    GetQueryableAttributes() map[string]string
}

```

The `GetId` method returns the identifier of the item. Each item needs to have a unique identifier inside the collection. This identifier is used to efficiently find the item in the collection given its `Id`. The `GetQueryableAttributes` method returns the attributes of the item that can be subject to queries. It returns a map that associates the name of each attribute in the item to the value of that attribute. A requirement for queryable attributes is to be convertible to string. Other than that, a `QueryableItem` can contain any data as long as it is serializable.

The following code snippet shows an example of a `QueryableItem` that represents a journey in the travel agency scenario:

```

type Journey struct {
    Id          string
    Destination string
    Cost        float64
    AvailableBookings int
}

func (t *Journey) GetId() string {
    return t.Id
}

func (t *Journey) GetQueryableAttributes() map[string]
    ↪ string {
    return map[string]string{
        "Destination": t.Destination,
    }
}

```

Collections of `Journeys` support the following access pattern:

- Get one journey given its `Id`;
- Find the journeys that satisfy some condition on the destination attribute.

Get. The following code snippet complements the previous example adding a `QueryableCollection` of `Journeys` to the `TravelAgency` actor and completing the interaction of a booking request from a traveler.

```

type TravelAgency struct {
    Id          ActorId
    Address     string
    Catalog     QueryableCollection[*Journey]

    MessageSender MessageSender
}

func (ta *TravelAgency) processTravelBookingRequest(
    travelBooking TravelBookingRequest,
) error {
    journey, err := ta.Catalog.Get(travelBooking.JourneyId)
    if err != nil {
        return err
    }
    response := &TravelBookingReply {
        AgencyId: ta.Id,
        JourneyId: travelBooking.JourneyId,
    }
    if journey.AvailableBookings == 0 {
        response.IsJourneyBooked = false
        response.FailureReason = "Full"
    }
}

```

```

} else {
    response.IsJourneyBooked = true
    journey.AvailableBookings -= 1
}

ta.MessageSender.Tell(*response, travelBooking.TravelerId
    ↪ )
return nil
}

```

TravelAgency declares a new collection of travels just by adding a `QueryableCollection[*Journey]` field. Histrio execution engine takes care of injecting the necessary component that is responsible for querying the collection of travels. When the actor state is loaded, only the `Id` and `Address` fields are fetched from the database: no journey is loaded. The `QueryableCollection` component operates lazily, fetching journeys only when requested. The `Get` operation fetches the state of the journey from the database and keeps a cached value of its state.

The state held by each actor is private, so no other actor can modify it. This property ensures that the cache of items kept by the `QueryableCollection` is never stale: every change to its elements is done by the same actor, so it is not possible to lose any update. Since the cache always contains the latest version of an item, the `Get` method of the `QueryableCollection` can avoid hitting the database if the requested item is in the cache.

Find. The `Find` API allows to efficiently query a collection for all items satisfying some property, as exemplified in the following code snippet.

```

type DiscountRequest struct {
    Destination string
    Discount     float64
}

func (ta *TravelAgency) ReceiveMessage(
    message Message
) error {
    // ...
    else if discountRequest, ok := message.(*DiscountRequest)
        ↪ ; ok {
        return ta.applyDiscount(*discountRequest)
    }
    // ...
}

func (ta *TravelAgency) applyDiscount(
    discountRequest DiscountRequest
) error {
    journeysToUpdate, err := ta.Catalog.Find(
        "Destination", discountRequest.Destination
    )
    if err != nil {
        return err
    }

    for _, journey := range journeysToUpdate {
        journey.Cost -= journey.Cost * discountRequest.Discount
    }

    return nil
}

```

The `Journey` `QueryableItem` exports attribute `Destination` through the `GetQueryableAttributes()` method, so it can be used within queries, as exemplified within the invocation of `Find`. The query on the destination is done directly on the database using a specific index for that attribute, so that the database can immediately locate the interested items. As for

the `Get` method, all retrieved items reflect their latest version and the actor code can directly modify the state of the items without worrying about state management.

C. Actor spawner

Actors can spawn other actors as part of their processing. To do so, they need to declare as part of their state a special component: the `ActorSpawner`, which exposes a `Spawn` method, defined as follows.

```

Spawn(newActor Actor, partitionName string, instanceId
    ↪ string) (ActorId, error)

```

The `Spawn` method requires a new instance of the type `Actor`, the name of the partition, and the instance `Id` to assign to the new actor and returns the `ActorId` of the newly created actor. The following code snippet shows how to extend the `TravelAgency` actor so that it can spawn a new `TravelAgent` actor that might be used by a traveler for further interactions after a booking has been made.

```

type TravelAgency struct {
    Id ActorId
    Address string
    Catalog QueryableCollection[*Journey]

    MessageSender MessageSender
    ActorSpawner ActorSpawner
}

func (ta *TravelAgency) processTravelBookingRequest(
    travelBooking TravelBookingRequest
) error {
    journey, err := ta.Catalog.Get(travelBooking.JourneyId)
    if err != nil {
        return err
    }
    response := &TravelBookingReply{
        AgencyId: ta.Id,
        JourneyId: travelBooking.JourneyId,
    }
    if journey.AvailableBookings == 0 {
        response.IsJourneyBooked = false
        response.FailureReason = "Full"
    } else {
        response.IsJourneyBooked = true
        travelAgentId, err := ta.ActorSpawner.Spawn(&
            ↪ TravelAgent{,
            ta.Id.PhyPartitionId.PartitionName, uuid.NewString()
            if err != nil {
                return err
            }
            response.TravelAgentId = travelAgentId
            journey.AvailableBookings -= 1
        }

        ta.MessageSender.Tell(response, travelBooking.TravelerId)
        return nil
    }
}

```

Method `processTravelBookingRequest` spawns a new `TravelAgent` if the journey has been correctly created, and includes the identifier of the newly created actor in the response. The `Traveler` actor can store the newly created identifier and use it to communicate with the agent in case of need. An important property of `ActorId` is that once an identifier is assigned to an actor, it will never change, and it is the only piece of information needed to communicate with the actor itself.

IV. SYSTEM OVERVIEW

This section explores the high-level system design of Histrio, presenting its main architectural components, the data model it adopts, and the lifecycle of actors.

A. High-level view of the system

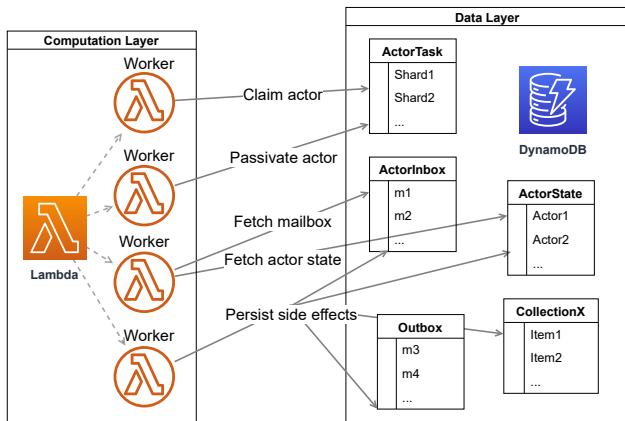


Fig. 1: Overview of Histrio.

Fig. 1 presents an overview of Histrio. At a high level, Histrio consists of a *computation layer* and a *data layer*.

The computation layer consists of *workers*, which are implemented as instances of Worker Lambda functions. Workers are responsible for handling the lifecycle of actors, as well as providing them with all the functionalities they expect from the execution environment (`MessageSender`, `QueryableCollection`, ...). Each worker looks for actors that need to be executed, loads them, and then starts executing their logic.

Workers are executed in Lambda functions, and are designed to run continuously on invocation. This is different from the most common way to use FaaS, in which each invocation handles one request and then stops. Workers continue processing requests until they are terminated. They are tolerant to sudden shutdowns thanks to our implementation of exactly-once consistency. This allows external systems to dynamically spawn and stop workers depending on load conditions without worrying about correctness.

The data layer is implemented with DynamoDB. It stores the state of actors as well as inbox and outbox data structures to temporarily store the messages exchanged between actors. Workers interact with the data layer during their execution to perform the following actions: (i) claiming actors for processing; (ii) fetching the state of the actors and their mailboxes; (iii) fetching the state of associated `QueryableCollections`; (iv) persisting side effects; (v) passivating actors.

The synchronization between workers is mediated by the data layer: workers compete when they claim actors for processing, but once an actor has been claimed, there is no further need for synchronization because an actor can be processed by at most one worker, and different actors are independent of each other. The design of Histrio ensures that workers perform writes and reads on different partitions of DynamoDB, making the system scalable regarding the number of workers.

B. Actors organization

DynamoDB exploits partitioning to improve performance and to scale. Histrio tries to minimize the impedance between the application and the database models by introducing partitioning at the application layer. In particular, actors are organized in *partitions* and *shards*. A partition is a logical group of actors. The choice of partitions is domain-specific, and it should be made so that actors that often communicate with each other end up in the same partition. A shard is a group of actors within the same partition that are handled together to reduce the management overhead: actors in the same shard get claimed together and share the same physical inbox. While the partitions need to be chosen explicitly by the developer, shards are automatically handled by Histrio and hence are opaque to the developer.

C. Data model

Histrio uses the following DynamoDB tables to manage the state of the system: `ActorTask`, `ActorInbox`, `ActorState`, multiple `QueryableCollections`, `Outbox`.

Before presenting them in details, let us summarize the data model of DynamoDB. DynamoDB tables consist of items having a primary key, which must be unique, and a set of attributes. Different items are allowed to have different attributes.

The primary key may consist of a single *partition key* attribute, or a pair of *partition keys* and *sort key* attributes. In both cases, the partition key is used to distribute items across multiple hosts: items with the same partition key are guaranteed to be stored on the same host. In presence of a sort key, items with the same partition key are stored ordered by sort key.

ActorTask. The `ActorTask` table orchestrates the processing of actor shards. Each item represents a shard of actors, and uses the `shard_id` as primary key. Its attributes include: `worker_id`, which identifies the worker that claimed the shard, `insertion_time`, to prioritize older tasks, and `is_sealed`, a boolean flag used during shard passivation. An additional `ActorTaskByWorker` index enables efficient retrieval of tasks claimed by specific workers, facilitating task acquisition and recovery after crashes.

ActorInbox. Message passing between actors is managed through the `ActorInbox` table, which stores incoming messages for each shard. It uses the `shard_id` as its partition key and `timestamp` as its sort key. By collapsing mailboxes of actors within the same shard, the system can retrieve messages for all actors part of a shard with a single query, significantly reducing the number of database operations. Each item in this table includes the message `type`, `sender_id`, `receiver_id`, and the serialized content of the message. The `timestamp` attributes ensures message ordering, preserving FIFO guarantees within each actor's communication.

ActorState. The `ActorState` table manages the persistency of actors' state. It uses the `actor_id` as its primary key, and it stores the actor `type` and the serialized `current_state`

of each actor, reflecting the latest committed version of the actor’s state. This structure allows for quick retrieval and updates of actor states during processing cycles.

QueryableCollection tables. To support efficient querying of actor-held collections, Histrio implements `QueryableCollection` tables. These tables use `collection_id` (a combination of `ActorId` and field name) as their partition key and `item_id` as their sort key. They store the state of `QueryableItems` and include indexes on attributes specified by the `GetQueryableAttributes()` method, enabling fast lookups over the attributes indicated by the developers.

Outbox. The `Outbox` table manages the interaction with external clients. When submitting requests, clients are responsible for labeling them with a unique `correlation_id`. The `Outbox` table stores responses to clients, using the `correlation_id` as its primary key. Its attributes include the response `type`, `serialized content`, `sender_id`, and `timestamp`. This table acts as an intermediate buffer, allowing actors to append results that are sent back to clients asynchronously.

Discussion. The data model design discussed above optimizes the scalability and performance of the distributed actor system, balancing the need for efficient state management, message passing, and query operations. By leveraging DynamoDB’s partitioning and indexing capabilities, Histrio achieves a robust and flexible architecture capable of handling complex actor interactions and state management at scale. The design choices, such as shard-based inboxes and queryable collections, demonstrate a focus on minimizing database operations while maintaining system consistency and responsiveness.

D. Actors lifecycle

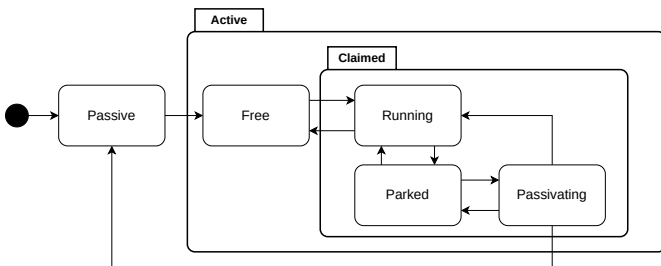


Fig. 2: State diagram of a shard

We now present the lifecycle of actors in Histrio. To reduce the overhead of lifecycle management, actors are organized into shards: all actors within a shard are treated as an atomic unit and undergo the same states, as illustrated in Fig. 2.

Shards may be in two macro-states: *active* and *passive*. Active shards are either being actively processed by a worker (denoted *claimed*), or they are waiting for a worker to claim them and start the execution (denoted *free*). Claimed shards can be in one of three states: *running*, *parked*, or *passivating*. Running shards are actively processing messages, parked shards have empty inboxes and are checked infrequently, and

passivating shards are in the process of being marked as passive. We distinguish between running and parked shards to optimize resource usage: the worker can claim more shards than it can actively process and park the excess to reduce the number of shard assignment operations.

The transition from one state to another must take care to ensure the liveness of the application: it is crucial that any shard with messages in its inbox eventually becomes active, otherwise messages may be lost. The most critical transition is that from the passivating state to the passive state. A naive approach to this transition can lead to race conditions and potential message loss. To address this, the system employs a sealing strategy during the passivation process. This strategy ensures that concurrent message additions to a shard’s inbox do not result in the shard being passive with unprocessed messages. As the first step of passivation, the shard is atomically marked as sealed with a flag, from this point onward, any other worker that may try to add a new message to the inbox of the shard during the passivation procedure will know that it has to schedule a delayed activation of the shard. In this way, the passivation procedure can complete, and the message will not be lost as the sender will ensure to wake up the shard after it has gone passive.

V. SYSTEM IMPLEMENTATION

We now discuss the implementation details of the Histrio execution environment. Section V-A presents the internal architecture of a worker, Section V-B describes its execution model, and Section V-C explains how Histrio provides exactly-once processing consistency system-wide.

A. Architecture of workers

Workers are the core components that execute the functionalities of Histrio. Each worker manages the lifecycle of multiple actors at the same time. To best utilize available resources, we choose a concurrent, parallel execution model. Our design originates from a careful analysis of the typical workload of workers: as workers need to frequently interact with the data layer for communication and synchronization, they are likely to spend a significant amount of time waiting for responses from the data layer. To amortize the time spent waiting for the data layer, we organized the worker functionalities into concurrent units (called *stations*) that interleave in computation and yield resources while waiting (see Fig. 3). Each station is responsible for a set of tasks in the lifecycle of shards (Fig. 2).

The *ShardStation* is central in the architecture and manages the core logic of the worker. It asks the *PullingStation* for new actors, it sends them to the *ProcessingStation* for execution, and queues inactive ones to the *ParkingStation* for passivation. Each station runs in a goroutine and may delegate sub-tasks to separate goroutines. Stations communicate exclusively using Go channels [12].

B. Execution model

The *ShardStation* runs the main control loop that tries to keep a configured amount of work active on the worker. If

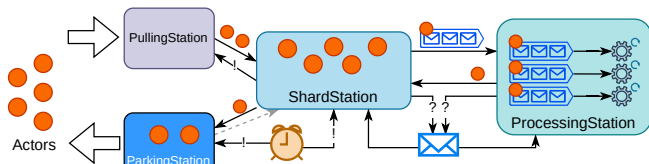


Fig. 3: Internal architecture of a worker.

it has lower load than it can handle it sends a request to the PullingStation to fetch new shards for processing (if any is available). The PullingStation looks for actors that need processing but are not assigned to any active worker. When it finds some, it assigns their shard to the ShardStation. The ShardStation then polls the database for messages received by the actors that are part of the assigned shard.

When messages arrive, the ShardStation queues the corresponding actors to be executed by the ProcessingStation, which runs the actor specific logic by processing the messages, updating the actor state, and generating output messages. All these side effects are written in the data layer with an atomic transaction. If this transaction fails, no change is applied and the ProcessingStation rolls back the actor state to what it was before the execution without consuming the message.

When there are no more messages to be processed for a given actor, the ProcessingStation notifies the ShardStation. If a shard has no pending messages for any of its actors, the ShardStation can decide to park the shard by sending it to the ParkingStation. Here it will wait, polling for any message that would wake up any of its actors, for a configured time. After a time threshold, the ParkingStation starts a passivation procedure for the shard. This procedure involves the proper disposal of unused computing resources, while guaranteeing liveness, meaning that actors with pending messages should not be left in the passive state. A shard that has no active actors is marked as *sealed* with an atomic database operation. In this state, any other worker adding messages to the inbox of an actor in a sealed shard will know that it will need to wake the actor after the passivation process is complete.

A worker’s ProcessingStation can be configured to have a variable amount of processing slots (that are mapped to Go’s goroutines). This allows the processing station to work as a configurable thread pool that can optimize the utilization of the available resources.

Another key feature that optimizes the utilization of available resources is the possibility of releasing a shard. When a worker is overloaded and the queuing time for messages becomes too high, it can release some of its shards. The released shards will then be acquired by other workers that have available processing resources, spreading the load and allowing for dynamic scalability of the system based on demand.

C. Exactly-once consistency

Histrio provides exactly-once consistency for messages and side effects: even in the presence of failures, the system generates the same output and changes the internal state of

actors as if each input request was processed once and only once with no failures.

At a high level, Histrio provides exactly-once consistency system-wide by ensuring that each actor processes messages and produces side effects exactly once. Specifically, upon processing an input message m , an actor can produce side effects by: (1) consuming the message m from the actor’s inbox; (2) sending messages to other actors or to the output table; (3) spawning other actors; (4) updating their internal state, including queryable collections.

Histrio guarantees that the above side effects are executed exactly once by grouping them together in a single atomic transaction that is committed at the end of the processing of m . This way either all changes are applied, or no change is visible, and we can restart the processing without producing duplicate effects. To do so, if during the processing of message m , an actor wants to send a set of other messages $m_1 \dots m_n$, we do not send them immediately, but we put them in a temporary buffer, moving them to the inbox of recipients actors within the transaction executed at the end of the input message processing.

Crucial to ensure exactly-once consistency is liveness, meaning that any pending message in the inbox of an actor is eventually consumed and processed. Histrio guarantees liveness by marking all shards containing actors that are recipient of a message as active (see Fig. 2). This information is stored in the ActorTask table within the data layer (see Section IV-C). The ActorTask table maps the assignment of shards to physical workers: if a shard is in need of processing, it will have an entry in the table, either with a null worker assignment (signaling that it should be claimed by a worker) or with the Id of the worker that has claimed it. Histrio includes the update to the ActorTask table within the transaction executed at the end of message processing, thus ensuring that all recipients of outgoing messages are considered for execution.

To avoid duplication of work, all the modifications to the ActorTask table are done using atomic conditional operations. These operations check a condition and atomically apply the result only if it was verified. They can be used to avoid the conflicts when acquiring shards: if two workers were to try and claim the same shard with no currently assigned workers, only one of them would obtain the shard, since the conditional check is atomic.

Concerning the spawning of actors, there are two operations that need to be performed: (1) create an identifier for the actor; (2) create a new shard that the actor will be part of, only if needed. Histrio can immediately create a new shard, since shards are not visible to the user-facing API and creating a new one cannot affect the logic of the application. On the other hand, it delays the creation of the actor identifier and includes it in the same transaction that contains all other side effects.

Concerning queryable collections, any write operation to the collection must follow the same constraints as other side effects. Histrio uses an actor-local cache of any element an actor fetches from the collection. Whenever the actor modifies an element, the cache entry corresponding to that element will be marked as dirty with a flag. At the end of

message processing, we include the update of all dirty cache items in the atomic transaction, preserving the exactly-once consistency.

To implement these features without requiring effort from the developer we make use of the reflection capabilities of Go. We define special types, called *feature types*, that allow actors to use the features. If an actor needs one of the features we presented in this section, it just needs to include an attribute with the corresponding feature type in its definition. When the actor is loaded, Histrio uses reflection to detect these types. Every feature type is first initialized with its default value, then its initialization function is executed. These types can interact with the execution environment and the database to gather all the needed information and execute operations transparently. The actor code can just assume that the feature types will be automatically initialized and configured by the system, hiding all operations required to preserve the exactly-once consistency.

VI. EVALUATION

We evaluate Histrio to assess whether it fulfills the goals we wanted to achieve. Specifically, we aim to answer the following research questions:

- Q1. Does Histrio simplify the development of Web applications with respect to classical serverless Web development?
- Q2. Does Histrio add significant runtime overhead with respect to classical serverless Web solutions?
- Q3. Does Histrio scale well when new workers are added to the system?

In this context, we refer to classical serverless development as the development of Web applications using FaaS and serverless databases manually coding their interactions. To answer these questions, we developed two application scenarios. Each scenario has been implemented both using Histrio and a classical serverless development methodology (which we will refer to as *baseline* going forward).

Notice that the baseline implementation provides the typical guarantees of the traditional serverless model. Specifically, it does not offer the same exactly-once consistency guarantees as Histrio: in the presence of failures, requests may be lost or processed more than once, possibly leading to inconsistent outputs.

To assess Q1, the metrics used are the total number of lines of code and the percentage of lines of domain logic code with respect to the total lines of code. To assess Q2, the metrics used are request throughput and latency. To assess Q3, throughput has been measured varying the number of workers used and maintaining constant the workload.

A. Experiments setup

Application scenarios. To test Histrio, we selected two application scenarios to include both simple tasks, where each request is handled by a single actor, and more complex ones, where each request involves the interaction of different actors. Moreover, both scenarios include cases in which multiple

requests access the same state, to stress the problem of concurrency control.

The first scenario is a *banking* application, where users can execute financial transactions between two accounts. In Histrio, we implemented banks as actors (of type `Bank`) and accounts as `QueryableItems` of the bank. Banks receive transaction requests from clients and execute them. The state of each account must be protected against multiple transactions that involve it.

The second scenario is a *hotel reservation* application, where users can book rooms asking for a specific room type and booking interval. In Histrio, we defined two types of actors: `User` and `Hotel`. Users create booking requests and send them to the hotel actors. Hotel actors check availability for the requested interval and the room type, generate a reservation, and send the reservation back to the users. After inspecting the reservation, users terminate the interaction. The availability of each hotel must be protected against multiple booking requests for the same hotel.

Evaluation environment. We evaluated the solutions in the AWS ecosystem, using AWS Lambda for FaaS and DynamoDB as serverless database. We configured DynamoDB in On-Demand mode, which offers a pay-per-request pricing model, leading to predictable costs that are directly proportional to the number of operations performed. A downside of the On-Demand mode is that, while AWS states that DynamoDB can scale up to sustain any workload, it can take as long as 30 minutes of high activity before the scaling process completes. To limit costs and ease reproducibility, we ran each experiment for approximately 2 minutes, so the maximum throughput available was the default one provisioned by DynamoDB, around 4000 single write operations per second and 12000 read operations per second.²

In our evaluation, we spawn a static number of workers. Workers are fault tolerant and automatically rebalance shards to spread the load. Because of this, future work could easily add an external dynamic scheduler to start and stop workers depending on demand and resource utilization.

Evaluation metrics. We used the following metrics to measure the performance of Histrio and the simplicity of its programming model.

Lines of code. Lines of code can vary between two functionally equivalent implementations of the same problem, so this metric must be taken into consideration with care. To mitigate possible bias between the Histrio implementation and the baseline, the domain code of the two solutions has been written as similarly as possible. The main differences come from data access patterns and concurrency control, so we split the lines of the implementations into two categories: domain code and infrastructure interaction. We measure the percentage of domain code over total code, giving an estimation of the effort spent writing code for the problem at hand with respect to handling infrastructure interaction.

²<https://docs.aws.amazon.com/amazondynamodb/latest/developerguide/on-demand-capacity-mode.html>

Throughput. To evaluate throughput, we feed a fixed number of requests to the system and measure the time required to process all of them and the time each request has been completed. Using this data we can extrapolate the average throughput and its trend over time. For the banking scenario, the system has been fed with 60k requests spanning 30k bank accounts. For the hotel reservation scenario, the system has been fed with 10k requests involving 200 users and 100 hotels resulting in a high resource contention.

Latency. To evaluate latency, we feed requests at a fixed rate (below the maximum input rate the system can sustain), and we measure the time required to fulfill each request. We measure the latency as the interval between the point in time when the request starts to be processed and the point in time when the corresponding output is produced. For both scenarios, we consider an input rate of 5 requests per second, and we run each experiment for 2 minutes.

An important parameter of the Histrio implementation is the polling interval. Histrio will check for new messages by polling at a fixed time interval. To evaluate the effect of this parameter on the final latency, the Histrio implementation has been run with the same workload with different values for polling interval: 100, 500 and 1000 ms. We make the comparison fair by adding half of the polling interval to the reported latency, this accounts for the mean waiting time for the input message to be detected by the system.

Scalability. To study scalability, we measured the throughput of Histrio under the same workload, while changing the number of workers (strong scalability). We consider 1, 2, 4, and 8 workers.

B. Results

We now present the results we measured for the two applications scenarios, considering the evaluation metrics discussed in Section VI-A.

Banking scenario.

Lines of code. Table I shows the total lines of code and the percentage of domain code for Histrio and the baseline. Histrio reduces the total lines of code by a factor of two with respect to the baseline. Most significantly, the entire application only contains 17 lines of infrastructure code, meaning that over 80% of the lines are used to implement domain logic. In comparison, the baseline requires 125 lines of infrastructure code, which account for almost 65% of the total codebase for the banking application.

System	Infrastructure	Total	Domain code
Histrio	17	94	81.9%
Baseline	125	195	35.9%

TABLE I: Lines of code (infrastructure and total) for the banking scenario.

This gap is due to the ability of Histrio to handle state management and querying automatically and transparently. Moreover, the actor model inherently avoids low-level race conditions on the bank accounts, so there is no need to

explicitly lock the accounts involved in a transaction to guarantee safety. Instead, part of the code of the baseline is uniquely dedicated to setting up the queries to DynamoDB and extracting results or ensuring the correctness of the transaction by locking the accounts involved. This analysis is confirmed by the breakdown of the infrastructure lines of code for both implementations, as shown in Table II.

System	Functionality	LoC
Histrio	Declaration of infrastructure fields and methods	13
	QueryableCollection API	2
	Communication	2
Baseline	DynamoDB API	97
	Locking and retrying	28

TABLE II: Infrastructure code breakdown for the banking scenario.

Throughput and scalability.

Fig. 4 shows the throughput we measured in the banking scenario for Histrio and for the baseline. For Histrio, we use 4 different configurations, varying the number of workers used. As Fig. 4 shows, the throughput of Histrio grows linearly with respect to the number of workers, except from 4 workers onward. With 4 or more workers, the system saturates the throughput of the database and DynamoDB starts to throttle requests. At that point, the database becomes the bottleneck and further workers do not improve throughput as shown by the similar traces of the 4 and 8 workers setup. DynamoDB becomes the bottleneck for the baseline as well, and the saturated throughput is around 400 and 600 transactions per second.

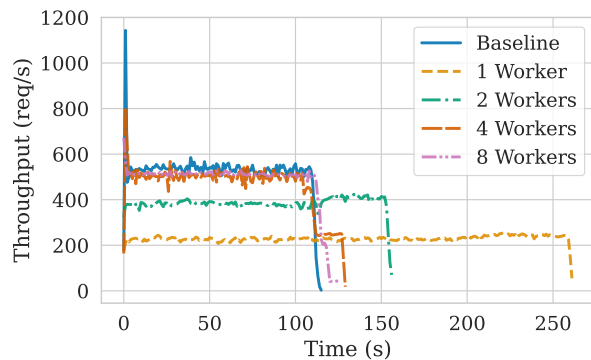


Fig. 4: Throughput for the banking scenario.

Latency.

Fig. 5 shows the latency we measured in the banking scenario for Histrio and for the baseline. For Histrio, two factors contribute to the total latency: (i) the time the request waits before a worker starts to actively process it, and (ii) the actual processing time. The first time depends on the polling time, which is a configuration parameter developers can set to trade response time for costs. Frequent polling reduces the time requests wait before being processing, at the cost of more interactions with the database. On average, messages wait for half of the polling time. Processing time is lower for Histrio than for the baseline (22.3ms vs 74ms, on average): this can be attributed to the lack of low-level race conditions in the actor

model. As a result, the latency of Histrio is dominated by waiting time in all the configurations we tested (with polling time ranging between 100ms and 1000ms). With a polling time of 100ms, the latency of Histrio and the baseline are almost identical.

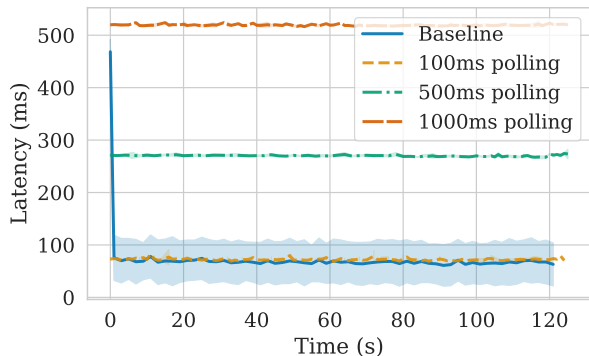


Fig. 5: Latency for the banking scenario.

Hotel reservation scenario.

Lines of code.

Table III shows the total number of lines of code and the percentage of infrastructure code for Histrio and the baseline in the hotel reservation scenario. The increased size of the codebase with respect to the banking scenario indicate a higher complexity. Also in this case, Histrio shows a tangible improvement with respect to the baseline both in terms of total number of lines of code (233 vs 356) and, most importantly, in terms of infrastructure code (33 vs 169).

Implementation	Infrastructure	Total	Domain code
Histrio	33	233	85.8%
Baseline	169	356	52.5%

TABLE III: Lines of code (infrastructure and total) for the hotel reservation scenario.

Once again the reduction can be attributed to the programming model of Histrio, which abstracts away most of the concerns related to the infrastructure. Table IV shows the breakdown of the infrastructure lines of code. For the baseline, most of the lines (157 lines) involve interactions with the database, and a small part (12 lines) involve locking and retrying methods to implement concurrency control. For Histrio, most of the lines (28 lines) involve declaring fields and methods to handle the state of actors and the communication between actors. A small part is used to encode the communication between actors (4 lines) and to access a collection (1 line).

Implementation	Functionality	LoC
Histrio	Declaration of infrastructure fields and methods	28
	QueryableCollection API	1
	Communication	4
Baseline	DynamoDB API calls	157
	Locking and retrying mechanism	12

TABLE IV: Infrastructure code breakdown for the hotel reservation scenario.

Throughput and scalability

Fig. 6 shows the throughput over time for Histrio and the baseline in the hotel reservation scenario, and Table V summarizes the average throughput for the two systems. For Histrio, we considered 4 configurations with different number of workers.

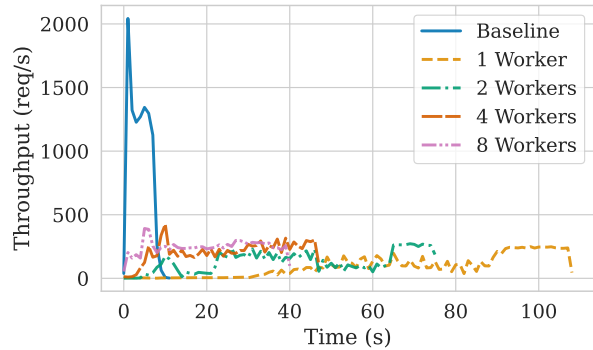


Fig. 6: Throughput for the hotel reservation scenario.

Configuration	Average throughput req/s
1 Worker	92.6
2 Workers	133.3
4 Workers	212.7
8 Workers	250.0
Baseline	909.1

TABLE V: Average throughput for the hotel reservation scenario.

Again, in this scenario we see the system scaling and increasing the throughput as the number of workers increases. However, when comparing with the baseline implementation, we see lower measured throughput. Remember, however, that Histrio provides higher guarantees with respect to the baseline, which may not preserve exactly-once consistency in the presence of failures.

When implementing this specific scenario in Histrio, each input request involves the execution of multiple actors that interact by exchanging messages. To preserve exactly-once consistency (see Section V-C), each step of processing requires executing an atomic transaction. As a consequence, the data layer becomes a bottleneck and prevents linear scaling of throughput with the number of workers. This overhead may thus decrease by configuring DynamoDB with a higher capacity.

Latency.

Fig. 7 shows the latency measured for Histrio and the baseline in the hotel reservation scenario. To understand the results, let us summarize the interactions between actors in the hotel reservation scenario. When a client issues a booking request r_1 , this is placed in the inbox of the user actor u . When actor u processes the request, it sends a booking message r_2 to the hotel actor h . After a certain amount of time Δt_1 , actor h reads r_2 from its inbox and places the response r_3 into the inbox of u . After a certain amount of time Δt_2 , actor u reads from its inbox r_3 , processes it and terminates the request. The latency of said request is:

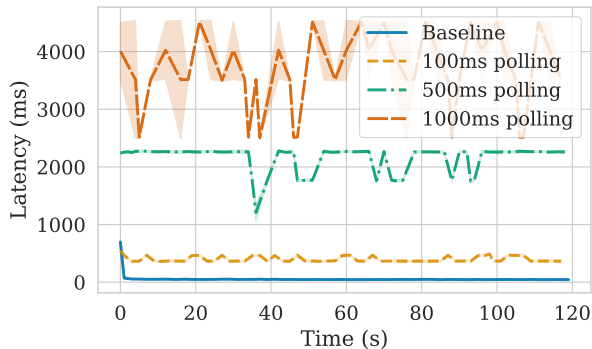


Fig. 7: Latency for the hotel reservation scenario.

$$latency = p_1 + \Delta t_1 + p_2 + \Delta t_2 + p_3$$

where p_1 , p_2 , and p_3 are the processing time for each message. We measured the processing times to be around 20ms, so the main contributors to the latency are Δt_1 and Δt_2 . These time intervals depend on the polling frequency of the workers: the smaller the polling interval, the faster a worker (and consequently an actor) can read a new message from its inbox. As Fig. 7 shows, smaller polling intervals bring Histrio closer to the baseline solution. However, in this scenario, the presence of multiple interactions between actors introduces a latency that is higher than the baseline when considering the polling intervals we adopted in our experiments.

C. Discussion

Based on the results, it is possible to address the initial research questions.

- Q1. Histrio significantly simplifies the development of Web solutions with respect to classic serverless Web development. It does so by offering developers a model suitable for building concurrent applications and a set of features to transparently handle state management and querying.
- Q2. Histrio performance heavily depend on the polling interval, which is a parameter that developers can use to trade performance for costs. With smaller polling intervals, it can provide comparable latency with respect to classic serverless development. However, longer polling time may introduce non-negligible overhead in terms of latency in complex scenarios. It must be noted, however, that the baseline implementation we compare to does not provide the same exactly-once consistency guarantees Histrio offers by default.
- Q3. Histrio scales almost linearly when varying the number of workers between 1 and 4, unless limited by the data layer.

These results indicate that Histrio provides a good programming abstraction for Web applications. The performance overhead may be reduced by provisioning more resources to the data layer, and it can be controlled through the polling interval.

VII. RELATED WORK

The growing complexity and volume of Web applications and the availability of new execution environments led researchers and companies to investigate ways to simplify the development process. One of the many directions of research is related to the serverless ecosystem and how to offer abstractions over serverless stateful functions (SSF), which are serverless functions that can be used as stateful components by accessing a database. Other lines of research related to our work focus more specifically on actor systems. This section explores some works in these fields.

A. Serverless and stateful functions

The following projects aim to offer guarantees or programming abstractions over stateless serverless functions. Table VI shows a comparison of the solutions presented in this section. Each solution has been evaluated along three main dimensions.

- State management: does the system support integrated state management, allowing components of the system to persist and manage their state?
- Concurrency: does the system allow components to run concurrently without compromising consistency guarantees?
- Transparency: does the system hide the mechanisms through which state management and/or concurrency are offered?

Nubes [13] introduces an Object-Oriented Programming (OOP) abstraction layer for stateful serverless functions, allowing developers to define types with methods that are transparently executed as cloud functions. While Nubes employs OOP concepts, our system leverages the actor model, which inherently handles synchronization issues that would require explicit management in an OOP paradigm. This choice simplifies concurrent programming and reduces the likelihood of race conditions.

Oparca [14] implements the Objects-as-a-Service (OaaS) paradigm, managing object lifecycles and method invocations through a dedicated Invoker component. It ensures consistency between structured and unstructured states, and provides exactly-once guarantees for asynchronous method invocations. Our system shares Oparca’s commitment to consistency and exactly-once semantics but achieves this within the more flexible actor model framework.

Azure’s Durable Entities [15], part of the Durable Functions service, implement actor-like components within the Azure Functions ecosystem. These entities provide durability of actor state and reliable messaging. However, they lack the comprehensive query capabilities offered by our system. Our approach not only ensures state durability but also enables complex data aggregation and analysis directly on the actor state, a crucial feature for many distributed applications.

Kalix [16] offers high-level abstractions such as entities, views, actions, and workflows to model business domains, managing state and concurrency transparently. While Kalix provides a complete platform, our system gives flexible abstractions that can be adapted to different technologies and integrate with existing infrastructures.

	State management	Concurrency	Transparency
Nubes	External	Synchronization is needed	Fully transparent
Oparca	Mixed (DHT and datastores)	Localized locking	Fully transparent
Durable Entities	External	Serial processing	Fully transparent
Kalix	External	Serial processing	Fully transparent
CloudBurst	External	Causal consistency	Explicit API
Beldi	External	Synchronization primitives	Explicit API
Boki	Internal (storage nodes)	Synchronization primitives	Explicit API
Apache StateFun	Internal	Serial processing	Fully transparent
Faasm	Internal (two-tier)	Locking mechanism	Explicit API
Apiary	Internal	Transactional guarantees	Explicit API
Crucial	Internal (DSO layer)	Linearizable objects	Explicit API
Histrio	Mixed (external and cache)	Serial processing	Fully transparent

TABLE VI: Comparison of programming abstractions for serverless stateful functions.

CloudBurst [17] enhances stateless functions with efficient state transfer and point-to-point communication capabilities. It leverages a combination of key-value stores and local caches to achieve low latency. Our system goes beyond CloudBurst by providing not just efficient state management but also a complete actor-based programming model with built-in consistency guarantees and querying capabilities.

Beldi [18] and Boki [19] focus on providing exactly-once semantics for function invocations. Beldi introduces the concept of Intent, while Boki improves upon this with a shared log abstraction and optimized read caches. Our system incorporates similar reliability guarantees within the actor model framework, offering a more comprehensive solution that includes not just exactly-once processing but also robust state management and querying.

Apache Flink Stateful Functions [20] is an environment that simplifies the development of distributed applications. It offers exactly-once processing guarantees by pairing a Flink cluster to a FaaS system. On the contrary, our system does not require an external managed system to enact the exactly-once semantics: all the key components run within the autoscaling FaaS environment. Furthermore, Flink StateFun lacks built-in querying capabilities and the programming facilities provided by Histrio.

Faasm [21] is a FaaS environment that aims to provide efficient stateful computing. It introduces a lightweight isolation mechanism that allows different function instances to run on the same host. Faasm adopts a two-tier state architecture: local memory enables efficient shared memory within a single host, and global memory is used to communicate between hosts. It offers convenient API to implement Distributed Data Objects (DDOs), an abstraction that hides the complexity of the two-tier state architecture. The innovation brought by Faasm is orthogonal with respect to Histrio, and we could exploit its lightweight FaaS environment as a target for our programming abstraction.

Apiary [22] co-locates compiled functions with storage nodes to optimize computation-storage interaction. It enables defining groups of functions that are executed with transactional semantics. Crucial treats serverless functions as cloud threads, allowing developers to write applications as standard multithreaded programs. Our approach differs by providing a higher-level actor-based abstraction that simplifies distributed system development.

B. Actor Systems

Akka [23], a prominent implementation of the actor model for JVM environments, offers a modular approach to building distributed systems. Its approach to state management and querying differs from ours, offering optional persistence through snapshots or event sourcing [24]. In contrast, our system provides always-durable state storage and direct state querying, ensuring strong consistency without the need for additional modules or configurations.

Orleans [25] introduces the concept of Virtual Actors, which are always conceptually present and instantiated on-demand. It offers location transparency similar to our system but lacks built-in query functionalities and provides weaker message delivery guarantees. Our system enhances the virtual actor concept with strong consistency guarantees and comprehensive querying capabilities, addressing key limitations in Orleans’ approach.

Our system builds upon these foundations, combining the strengths of actor-based models with serverless architectures. It offers durable state management, powerful querying capabilities, fault-tolerance, and concurrency control, addressing the limitations of existing solutions in a unified framework.

VIII. CONCLUSIONS

With Histrio, we brought the actor programming paradigm to serverless environments. Histrio relieves developers from the burden of interacting with external storage systems, ensuring state consistency and durability, and adopting concurrency control mechanisms. Histrio abstracts away these concerns: the actor model prevents data races by default and the messaging protocol of Histrio makes sure that the system behaves as if all requests were processed once and only once, even in the presence of failures. Additionally, Histrio provides convenient functionalities to easily and efficiently query state.

The effectiveness of Histrio has been measured in two benchmark scenarios comparing it to baseline implementations of the same scenarios. The results showed a significant reduction of coding overhead, with a high percentage of lines of code used to model domain logic. This confirms the ability of Histrio to simplify the process of web development. The benchmarks confirmed the scalability of the system at least up until the saturation of the available resources. The performance overhead of the system can be controlled with a configuration parameter that balances performance and costs.

Motivated by the effectiveness of our programming model in serverless environments, we plan to investigate alternative implementation strategies to further improve performance and make Histrio even more beneficial for developers: for instance, adopting services that enable a reactive interaction between actors could factor out the overhead of polling.

REFERENCES

- [1] G. Agha, *Actors: a model of concurrent computation in distributed systems*. Cambridge, MA, USA: MIT Press, 1986.
- [2] Red Hat, “What is serverless?” 2022, <https://www.redhat.com/en/topics/cloud-native-apps/what-is-serverless>.
- [3] —, “What is function-as-a-service (faas)?” 2020, <https://www.redhat.com/en/topics/cloud-native-apps/what-is-faas>.
- [4] M. Shahrad, J. Balkind, and D. Wentzlaff, “Architectural implications of function-as-a-service computing,” in *Proceedings of the International Symposium on Microarchitecture*, ser. MICRO ’52. New York, NY, USA: ACM, 2019, p. 1063–1075.
- [5] Amazon, “Aws lambda,” 2024, <https://aws.amazon.com/lambda/>.
- [6] Microsoft, “Azure functions,” 2024, <https://azure.microsoft.com/products/functions>.
- [7] Google, “Cloud functions,” 2024, <https://cloud.google.com/functions>.
- [8] Cloudflare, “Cloudflare workers,” 2024, <https://workers.cloudflare.com>.
- [9] Amazon Web Services, “What is a serverless database?” 2024, <https://aws.amazon.com/what-is/serverless-database/>.
- [10] Amazon, “Aws dynamodb,” 2024, <https://aws.amazon.com/dynamodb/>.
- [11] Sandip Gangdhar, “Understanding amazon dynamodb latency,” 2023, <https://aws.amazon.com/blogs/database/understanding-amazon-dynamodb-latency/>.
- [12] Google, “Effective go - channels,” 2009, https://go.dev/doc/effective_go#channels.
- [13] K. A. Marek, L. De Martini, and A. Margara, “Nubes: Object-oriented programming for stateful serverless functions,” in *Proceedings of the International Workshop on Serverless Computing*, ser. WoSC ’23. New York, NY, USA: ACM, 2023, p. 30–35.
- [14] P. Lertpongrijikorn and M. A. Salehi, “Object as a service: Simplifying cloud-native development through serverless object abstraction,” 2024. [Online]. Available: <https://arxiv.org/abs/2408.04898>
- [15] Microsoft, “Entity functions,” 2023, <https://learn.microsoft.com/en-us/azure/azure-functions/durable/durable-functions-entities>.
- [16] Lightbend, “Kalix,” 2024, <https://www.kalix.io/>.
- [17] V. Sreekanti, C. Wu, X. C. Lin, J. Schleier-Smith, J. E. Gonzalez, J. M. Hellerstein, and A. Tumanov, “Cloudburst: stateful functions-as-a-service,” *Proc. VLDB Endow.*, vol. 13, no. 12, p. 2438–2452, 2020. [Online]. Available: <https://doi.org/10.14778/3407790.3407836>
- [18] H. Zhang, A. Cardoza, P. B. Chen, S. Angel, and V. Liu, “Fault-tolerant and transactional stateful serverless workflows,” in *USENIX Symposium on Operating Systems Design and Implementation*, ser. OSDI ’20. USENIX Association, 2020, pp. 1187–1204.
- [19] Z. Jia and E. Witchel, “Boki: Towards data consistency and fault tolerance with shared logs in stateful serverless computing,” *ACM Transactions on Computer Systems*, 2024.
- [20] Apache Software Foundation, “Stateful Functions: A Platform-Independent Stateful Serverless Stack,” 2024, <https://nightlies.apache.org/flink/flink-statefun-docs-stable/>.
- [21] S. Shillaker and P. Pietzuch, “Faasm: Lightweight isolation for efficient stateful serverless computing,” in *USENIX Annual Technical Conference*, ser. USENIX ATC 20. USENIX Association, 2020, pp. 419–433.
- [22] P. Kraft, Q. Li, K. Kaffes, A. Skiadopoulos, D. Kumar, D. Cho, J. Li, R. Redmond, N. Weckwerth, B. Xia, P. Bailis, M. Cafarella, G. Graefe, J. Kepner, C. Kozyrakis, M. Stonebraker, L. Suresh, X. Yu, and M. Zaharia, “Apiary: A dbms-integrated transactional function-as-a-service framework,” 2023. [Online]. Available: <https://arxiv.org/abs/2208.13068>
- [23] Lightbend, “Akka documentation,” 2024, <https://akka.io/docs/>.
- [24] M. Fowler, “Event sourcing,” 2005, <https://martinfowler.com/ea/Dev/EventSourcing.html>.
- [25] Microsoft, “Microsoft Orleans,” 2024, <https://learn.microsoft.com/en-us/dotnet/orleans/overview>.