

# Sorting Out the Bad Seeds: Automatic Classification of Cryptocurrency Abuse Reports

Gibran Gomez<sup>\*†</sup>, Kevin van Liebergen<sup>\*†</sup>, Davide Sanvito<sup>‡</sup>,  
Giuseppe Siracusano<sup>‡</sup>, Roberto Gonzalez<sup>‡</sup> and Juan Caballero<sup>\*</sup>

<sup>\*</sup>IMDEA Software Institute

<sup>†</sup>Universidad Politécnica de Madrid

<sup>‡</sup>NEC Laboratories Europe

**Abstract**—Abuse reporting services collect reports about abuse victims have suffered. Accurate classification of the submitted reports is fundamental to analyzing the prevalence and financial impact of different abuse types (e.g., sextortion, investment, romance). Current classification approaches are problematic because they require the reporter to select the abuse type from a list, assuming the reporter has the necessary experience for the classification, which we show is frequently not the case, or require manual classification by analysts, which does not scale. To address these issues, this paper presents a novel approach to classify cryptocurrency abuse reports automatically. We first build a taxonomy of 19 frequently reported abuse types. Given as input the textual description written by the reporter, our classifier leverages a large language model (LLM) to interpret the text and assign it an abuse type in our taxonomy. We collect 290K cryptocurrency abuse reports from two popular reporting services: BitcoinAbuse and BBB’s ScamTracker. We build ground truth datasets for 20K of those reports and use them to evaluate three designs for our LLM-based classifier and four LLMs, as well as a supervised ML classifier used as a baseline. Our LLM-based classifier achieves a precision of 0.92, a recall of 0.87, and an F1 score of 0.89, compared to an F1 score of 0.55 for the baseline. We demonstrate our classifier in two applications: providing financial loss statistics for fine-grained abuse types and generating tagged addresses for cryptocurrency analysis platforms.

## I. INTRODUCTION

Cryptocurrencies have become a popular payment and financial investment mechanism. Unfortunately, they are also frequently abused by cybercriminals attracted to their decentralized nature, pseudo-anonymous properties, irreversible transactions, and the ease of buying and selling them. In particular, cryptocurrencies are frequently abused by cybercriminals to receive payments from victims of their activities such as ransomware [1]–[5], sextortion [6], and scams [7]–[11].

An important source of data on cryptocurrency abuse are reporting services that provide web forms for users to fill out with information about the abuse they have observed (e.g., date, description, type, amount lost), about the abuser (e.g., email address, Bitcoin address), and about the reporters themselves (e.g., age, sex, country). Some abuse reporting services specialize in cryptocurrency abuse (e.g., BitcoinAbuse [12], ChainAbuse [13]) while others collect any kind of abuse reports, regardless if cryptocurrencies are involved such as the Better Business Bureau (BBB) Scam Tracker [14], the Australian Competition and Consumer Commission (ACCC) ScamWatch [15], and the Federal Trade Commission (FTC)

ReportFraud [16]. For example, only in 2023, the FTC received 47K abuse reports in which cryptocurrencies were used for payments totaling \$1.4 billion in losses [17]. The submitted abuse reports are valuable to law enforcement agencies (LEAs). They are also fundamental for analyzing the impact of different abuse types on victims (e.g., financial losses).

Accurate classification of the abuse reports into abuse types (e.g., sextortion [6], investment scams [7], giveaway scams [11]) is fundamental to analyzing the reports. Two approaches are currently used for such classification. The first approach requires the reporter to select the abuse type from a service-specific list of options. We show that this approach introduces errors as most reporters may not have enough background to differentiate abuse types. For example, they may not know the differences between scam, blackmail, extortion, or fraud, and they may not understand terms specific to cryptocurrency abuse such as pig-butcher, rug-pull, or advance fee. Furthermore, victims may be under stress when reporting abuse and should not be expected to investigate unfamiliar terms. The problem is exacerbated if the victim tries to use multiple reporting services, as each service uses its own list of abuse types. An alternative approach is for human analysts to examine the submitted report, inferring the abuse type from the textual description where reporters details the abuse in their own words. This approach is manual and does not scale well. Furthermore, humans can be inconsistent in repetitive tasks and multiple analysts may classify similar reports differently.

To address the above limitations, we first build a taxonomy of 19 frequently reported abuse types and their parent-child relationships. Then, we propose a novel approach to automatically classify abuse reports into those abuse types. Given as input the textual description in an abuse report, our classifier leverages a large language model (LLM) to interpret the text and assign it an abuse type in the taxonomy. The taxonomy splits the 19 abuse types into three levels. The first level classifies a report into *abuse* or *notabuse*, where *notabuse* corresponds to noisy reports that do not provide useful information. The second level classifies the *abuse* reports into four main abuse types: *extortion*, *ransom*, *scam*, and *unauthwithdrawal*. The third level further classifies the report into 13 finer-grained abuse types. For example, *extortion* reports threaten the victim that something bad will happen if the victim does not pay. They can be further classified according to the type of threat such as revealing sex-related

material (*sextortion*), suffering physical injuries (*harm*), or receiving a denial-of-service attack on the victim’s websites (*ddos*). In contrast, *scam* reports capture an attempt to defraud a victim by gaining its confidence and can be further classified into 6 subtypes: *advancefee*, *eshop*, *fundsrecovery*, *giveaway*, *investment*, and *romance*.

To enable our work we collect cryptocurrency abuse reports from two services. We obtain 287K abuse reports for 93K Bitcoin addresses received by BitcoinAbuse [12] over a period of 6 years from 2017 until June 2023. We also obtain 2,319 cryptocurrency abuse reports received by BBB ScamTracker [14] over 5 years from 2019 until May 2024.

Our LLM-based classifier is unsupervised, i.e., it does not need to be trained. It relies solely on the information contained in the taxonomy, which includes natural language definitions for each abuse type. It takes as input the description text to be classified and the taxonomy and creates a chain of prompts instructing the LLM to select the most fitting abuse type for the description. The lack of training prevents over-fitting and allows the recognition of under-represented abuse types. We evaluate three designs that differ in how many queries they send to the LLM and how many definitions they include in each query: *one-query* performs a single query with all definitions, *top-to-bottom* traverses the taxonomy from the top, and *bottom-to-top* traverses the taxonomy from the bottom. We also evaluate four LLMs including both proprietary and open-source models: gpt-4, gpt-4o, gpt-3.5, and llama3. Finally, we compare our LLM-based classifiers with a supervised machine learning (ML) classifier, used as a baseline.

To evaluate the classifiers (and to train the supervised classifier) we generate two ground truth labeled datasets: one with 19,443 descriptions from BitcoinAbuse and another with 200 descriptions from BBB. We use the 19K labeled BitcoinAbuse descriptions to examine how accurate were reporters when assigning one of the 6 available BitcoinAbuse abuse types (Bitcoin-Tumbler, Blackmail-Scam, Darknet-Market, Ransomware, Sextortion, Other). The majority of reports that selected Sextortion are indeed *sextortion* reports. But, Blackmail-Scam was too broad an abuse type receiving mostly *sextortion* reports. Three other categories (Darknet-Market, Bitcoin-Tumbler, Ransomware) are not useful as they are dominated by *notabuse* spam reports. Our results cast a shadow on the analysis results of previous works that used the BitcoinAbuse provided classification [18]–[20].

Our evaluation shows that the supervised classifier achieves the best results in the training phase, but it performs worse during validation, i.e., it over-fits the training data. The best design for the LLM-based classifier is top-to-bottom and the most accurate LLM is gpt-4. Using this configuration, our classifier achieves a precision of 0.92, a recall of 0.87, and an F1 score of 0.89 in out-of-distribution (i.e., previously unseen) data, where the baseline supervised model achieves an F1 score of 0.55.

We demonstrate our classifier for two applications. First, BBB’s ScamTracker groups all cryptocurrency-related reports into a single Cryptocurrency abuse type. This prevents BBB’s annual report [21] from comparing fine-grained cryptocurrency abuse types. To address this issue, we apply our top-to-bottom LLM-based classifier to the 2,319 ScamTracker cryptocurrency

abuse reports. The classification enables us to compare the financial losses different cryptocurrency abuse types generate. Victims report financial losses in 61% of *investment* scams, four times higher than the next abuse type. The median loss is highest for *fundsrecovery* scams at \$1,700 per report, followed by *romance* (\$1,500), and *investment* scams (\$1,300). Second, we apply the classifier on 5K BitcoinAbuse reports to generate abuse-type tags for 1,657 addresses. Tagged addresses are fundamental for cryptocurrency analysis platforms [22], [23]. Using the tagged addresses we expose \$510M of previously unaccounted revenue related to cybercrime distributed among 18 abuse types.

This paper provides the following main contributions:

- We develop a taxonomy of 19 frequently reported cryptocurrency abuse types.
- We build two ground truth datasets, totaling nearly 20K abuse descriptions labeled with their abuse type.
- We propose a novel classification approach that leverages an LLM to classify an abuse description into the most fitting category in our taxonomy. Our classifier achieves a precision of 0.92, recall of 0.87, and F1 score of 0.89.
- We demonstrate our classifier in two applications: providing financial loss statistics for fine-grained abuse types and generating tagged addresses for cryptocurrency analysis platforms.

## II. DATASETS

We use datasets from two abuse reporting services: BitcoinAbuse and BBB’s Scam Tracker. In both services, users report abuse they have encountered by manually filling out an online form. Upon submission, an abuse report is generated from the form’s contents. In Scam Tracker, the report is manually validated to clean up its contents (e.g., anonymizing personal information in the report) and invalid reports are discarded. No validation is performed in BitcoinAbuse.

In BitcoinAbuse, users report abusive Bitcoin addresses, i.e., reports are indexed by the reported address. A Bitcoin address may have multiple reports. Reports in BitcoinAbuse may come from any geographical location and may be written in different languages. In Scam Tracker, users report all types of scams, not necessarily related to cryptocurrencies. BBB targets users in the USA and Canada. Thus, Scam Tracker reports come from those two countries and are written in English. We focus on a subset of Scam Tracker reports marked as being related to cryptocurrencies. Our analysis focuses on the BitcoinAbuse reports and we use the Scam Tracker reports as a validation dataset for the classification.

### A. BitcoinAbuse

Originally, BitcoinAbuse allowed to download the whole database of abuse reports through its API. We have a full dump of the database from February 1, 2021. Later, the API changed to only provide the reports of the last 30 days and we have monthly dumps from February 2023 until early June 2023 when BitcoinAbuse started redirecting users to ChainAbuse [13]. To fill the gap between those dates, we

Year	Reports	Addresses
2017	14 (100%)	12 (100%)
2018	20,641 (100%)	3,966 (100%)
2019	77,221 (100%)	23,885 (100%)
2020	102,721 (100%)	30,702 (100%)
2021	35,664 (65.5%)	19,801 (100%)
2022	41,246 (61.6%)	14,513 (100%)
2023	10,316 (73.9%)	1,958 (100%)
Total	287,823 (85.9%)	92,151 (100%)

TABLE I. NUMBER OF ABUSE REPORTS AND REPORTED ADDRESSES PER YEAR IN OUR BITCOINABUSE DATASET. IN PARENTHESIS, ESTIMATED FRACTION OF ALL REPORTS AND ADDRESSES OUR DATASET CONTAINS.

built a crawler for the BitcoinAbuse webpage, which lists all reported addresses. We query the API for each address in the webpage not in our dump. The query returns the last 10 reports for the address. Thus, our dataset contains reports on all addresses in BitcoinAbuse, but may miss some reports for addresses with more than 10 reports.

Each report contains the report creation date and four fields from the online form: the reported Bitcoin address, the *abuse type* selected from a drop-down list with 6 options (ransomware, darknet-market, bitcoin-tumbler, blackmail-scam, sextortion, other), an *other-abuse* short string (200 characters maximum) optionally used to describe other types of abuse, and the *description* text used to freely describe the abuse (2,000 characters maximum). For each report, we extract three additional fields: the SHA256 hash of the description, the number of words in the description, and the description’s language returned by the *langdetect* tool [24].

Table I summarizes our BitcoinAbuse dataset, which comprises 287,823 reports for 92,151 Bitcoin addresses, with an average of 3.1 reports per address. The BitcoinAbuse webpage provides the total number of reports in the database for each year, which we use to compute the fraction of all database reports our dataset contains (in parenthesis in Table I). Overall, we have collected 85.9% of all reports and have reports for 100% of the addresses. The 287,823 reports have 224,059 unique descriptions (by SHA256 of the description text). Multiple reports may have the same description text, e.g., due to short descriptions such as “Sextortion” or “Scam”. Most descriptions are written in English (80.5%), followed by Russian (1.7%), French (1.7%), Spanish (1.6%), and German (1.6%). Figure 9 in the Appendix shows the CDF of the number of words in the descriptions. The median length is 30 words with a mean of 66 and a maximum of 547 words.

### B. BBB Scam Tracker

The Scam Tracker website provides a webpage for each abuse report with the report’s URL containing a unique *scam ID*. It also allows searching for abuse reports according to different criteria such as the assigned scam type. BBB groups all reports related to cryptocurrencies in a *Cryptocurrency* abuse type. In May 2024, we used the search functionality to obtain the scam IDs of the 2,321 reports tagged with the Cryptocurrency scam type at that time. Then, we download the report contents from their webpage. For each report, we obtain the scam ID, report date, description, victim’s location, dollars lost (may be zero), and attacker’s indicators (URL, phone, email) if provided. There is no dedicated field for cryptocurrency addresses. The 2,321 reports have 2,311 unique

descriptions. All descriptions are in English, except for two reports in Spanish and two reports with encoding errors.

### III. BITCOINABUSE TAXONOMY AND GROUND TRUTH

To build and evaluate a classifier for identifying the type of abuse in a report we first need to establish the labels (i.e., abuse types) the classifier should output and to obtain a dataset of labeled reports for training and/or testing the classifier. One option would be to use the pre-defined BitcoinAbuse types since all reports in BitcoinAbuse are already tagged with one of those types. However, there are two problems with that approach. First, the pre-defined types may not cover the diversity of abuse in the reports, i.e., more abuse types likely exist. Second, those types are manually assigned by the victims and thus may not be accurate. Differentiating abuse types can be challenging and victims may not have experience in the task, leading to misclassifications, as we show in Section IV.

In this section we describe our approach to (1) build a taxonomy of prevalent abuse types in BitcoinAbuse, (2) produce definitions in natural language for each abuse type in the taxonomy, and (3) build ground truth datasets of descriptions annotated with their abuse type in the taxonomy. The produced ground truth contains descriptions, not reports. If multiple reports have the same description, they should correspond to the same abuse type. Since we cannot manually examine the 224,059 descriptions in the BitcoinAbuse dataset, we design a two-step approach. First, we manually analyze 175 descriptions to produce an initial ground truth with its corresponding initial taxonomy. Then, we cluster the 224K descriptions using embeddings of their text and manually label a fraction of the clusters. The cluster analysis identifies additional prevalent abuse types not in the initial ground truth, which are added to the taxonomy. It also produces a much larger ground truth with 19,443 labeled descriptions. The remainder of this section first describes the taxonomy in Section III-A. Then, it details the two steps to generate the taxonomy and ground truth in Sections III-B and III-C.

#### A. Taxonomy

Figure 1 shows our abuse taxonomy. The taxonomy is structured as a tree where nodes are abuse types and edges capture parent-child relationships between abuse types, e.g., *investment* is a subtype of *scam*. The higher in the taxonomy, the more generic abuse an entry captures. Leaf nodes capture the more specific abuse types. A key property of our classification is that an abuse report should be assigned the more specific applicable abuse type, i.e., the lowest possible in the taxonomy. For example, an investment scam report should be assigned *investment* rather than *scam* or *abuse*.

Any abuse taxonomy is necessarily incomplete as cyber-criminals frequently introduce new abuse types and variations. Our taxonomy does not aim to be complete, but rather to capture prevalent abuse types in BitcoinAbuse. In particular, the children of a node may not cover all the abuse the parent node describes. Instead, an abuse report can be assigned an intermediate (i.e., non-leaf) type in the taxonomy to indicate that the report does not match any of the more-specific children. For example, the 6 *scam* children cover prevalent scam types in BitcoinAbuse, but do not cover all scams in the

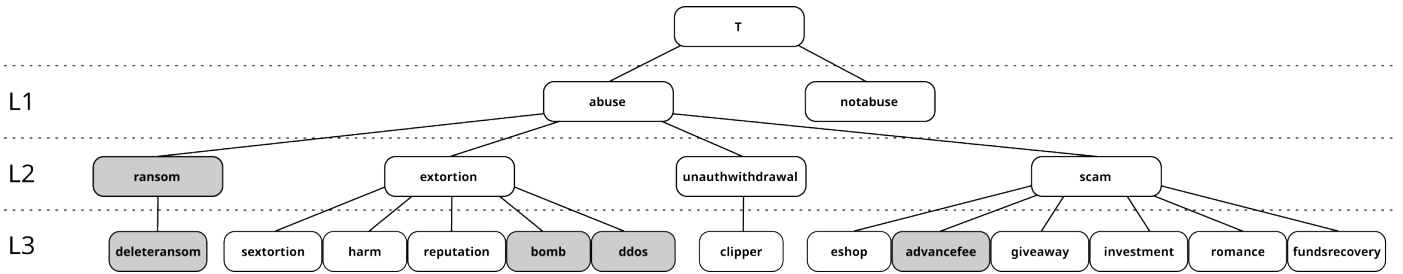


Fig. 1. Our taxonomy. White nodes come from the initial taxonomy. Light gray solid nodes were identified by the clustering.

dataset. Instead, any scam report that does not match any of those six subtypes should be labeled *scam*, indicating that it captures another type of scam. Examining the reports assigned an intermediate type may reveal new prevalent abuse types that could be added as children in the taxonomy.

The *first level* (L1) underneath the root node ( $\top$ ) captures whether the description details some *abuse* the reporter experienced. Valid abuse reports may describe successful abuse where the victim lost funds or unsuccessful attempts where the reporter did not fall for the abuse. Furthermore, since BitcoinAbuse did not validate the submitted reports they may not capture abuse at all, but may instead advertise a service or offer a personal opinion of the reporter (*notabuse*). This level is the only one where nodes in the level cover all possibilities, i.e., a report is either an abuse report or not. Thus, no report should be assigned the root node. This level may not always be needed. Abuse reporting services like Scam Tracker that manually validate the submitted reports may delete *notabuse* reports to avoid polluting their database.

The *second level* (L2) captures the four main abuse types identified. An *scam* is an attempt to defraud by gaining the victim’s confidence. In contrast, *extortion* captures coercion, i.e., the victim is threatened with some future harm if it does not make a payment to the extortionist. An extortionist does not try to gain the victim’s confidence as a scammer does, but rather directly threatens the victim. Some attacks demand a *ransom* payment from the victim, e.g., to recover access to encrypted or deleted data. The difference with an extortion is that there is no threat of future harm, instead in *ransom* the damage has already happened, i.e., the data has already been encrypted or deleted. Finally, *unauthwithdrawal* captures attacks where the attacker withdraws or transfers funds belonging to the victim without proper authorization or consent by the victim. These attacks are also known as thefts, although we avoid that term because it is often generically used by victims to refer to different abuse types. Another common source of confusion is that the term *scam* is often used to refer to any type of abuse, i.e., as a synonym of *abuse*. For example, BBB’s Scam Tracker service does not only contain scams, as defined in our taxonomy, but also contains reports of other abuse types such as extortions. Instead, we use *scam* to refer only to attacks that abuse the user’s confidence.

The *third level* (L3) captures prevalent subtypes of the main abuse types. We identify 5 prevalent subtypes of *extortion*. A popular one is *sextortion* where the extortionist threatens to release victim’s data of sexual character, most often a video. But, the extortionist may also threaten with damaging the victim’s *reputation*, its personal integrity (*harm*),

to make unavailable some resource of the victim (*ddos*), or to damage other persons known to the victim by planting a *bomb*. We identify 6 prevalent *scam* subtypes. The attacker may try to convince the victim to participate in a supposedly highly profitable *investment* or in a *giveaway* where victims are promised that after sending coins to a provided address, they will receive back twice (or more) the deposited amount. Scammers may also setup a fake online *eshop* that does not deliver the expected goods bought by the victim, request a fee in advance for a service that will not be delivered (*advancefee*), try to establish a friendship or loving relation to later request money from the victim (*romance*), or promise to help the victim recover funds lost to a previous scam in a fruitless investigation (*fundsrecovery*). For *unauthwithdrawal*, we only observe one prevalent subtype which corresponds to the victim’s device being infected with a *clipper* malware that monitors the clipboard of the infected host. When the user copies a blockchain address, the malware replaces it with an address under the control of the attacker. If the victim uses the (replaced) address in a deposit transaction, the funds are sent to the attacker instead of the intended recipient in an irreversible transaction. For *ransom*, we also only observe one prevalent subtype where data is deleted, typically from a database with no or weak authentication, and a ransom is requested to return the deleted data (*deleteransom*).

## B. Initial Taxonomy and Ground Truth

We build an initial taxonomy by manually labeling 175 descriptions. To select these descriptions, we split the 287K reports in the BitcoinAbuse dataset per year of the report (excluding 2017 since it only has 14 reports) and the six BitcoinAbuse types in Table IV. This produces 35 buckets: one per year (from 2018 to 2023) and abuse type (except Sextortion in 2018, since it was introduced in 2019). Then, we randomly select 5 unique descriptions from each bucket, avoiding duplicates.

Two analysts manually classify each of the 175 descriptions by reading their text and freely assigning labels to the descriptions based on their experience. After completing the first round of labeling, the analysts discussed the selected labels normalizing their names and merging duplicates coming up with the 14 abuse types in white in Figure 1. Thus, despite the small number of descriptions in the initial ground truth, this analysis already identifies 14 out of the 19 entries in the final taxonomy. Then, the analysts performed a second joint labeling round to assign one of the 14 identified abuse types to the 175 descriptions. This step produces the initial ground truth (gt\_initial) with 175 labeled descriptions.

Type	gt_initial	gt_final	gt_bbb
sextortion	44 (25.1%)	16,112 (82.8%)	23 (11.5%)
extortion	28 (16.0%)	1,417 (7.3%)	2 (1.0%)
giveaway	6 (3.4%)	740 (3.8%)	6 (3.0%)
notabuse	31 (17.7%)	311 (1.6%)	8 (4.0%)
harm	1 (0.6%)	170 (0.9%)	-
deleteransom	-	162 (0.8%)	1 (0.5%)
investment	11 (6.3%)	143 (0.7%)	102 (51.0%)
advancefee	-	74 (0.4%)	8 (4.0%)
ddos	-	62 (0.3%)	-
scam	31 (17.7%)	60 (0.3%)	48 (24.0%)
reputation	1 (0.6%)	54 (0.3%)	-
bomb	-	52 (0.3%)	-
romance	2 (1.1%)	34 (0.2%)	-
clipper	1 (0.6%)	33 (0.2%)	-
unauthwithdrawal	7 (4.0%)	7 (0.0%)	2 (1.0%)
eshop	6 (3.4%)	6 (0.0%)	-
abuse	5 (2.8%)	5 (0.0%)	-
fundrecovery	1 (0.6%)	1 (0.0%)	-
ransom	-	-	-
All	175 (100%)	19,443 (100%)	200 (100%)

TABLE II. ABUSE TYPE DISTRIBUTION IN GROUND TRUTH DATASETS.

Table II shows the distribution of scam types in the ground truth datasets. Extortions dominate *gt\_initial* with 44 (25.1%) *sextortion* and 28 (16%) *extortion* descriptions. There are 31 (17.7%) *scam* descriptions for non-specific scams and the most prevalent specific scam type is *investment* with 11 (6.3%) descriptions. The analysts tag 31 descriptions as *notabuse*. Among others, these descriptions only contain an indicator (i.e., Bitcoin address, email address, phone number) with no context, refer to previous reports for the same address, (e.g., “same as reported”), provide no useful information (e.g., “I don’t know the person”), or just identify the owner of the address with no description of abuse (e.g., “Fake web site fraudulent address”). There are also 5 descriptions tagged as *abuse*. For these, the labelers could not assign a more fine-grained type because the description was not detailed enough. Among other reasons, the reporter may have only copied a small part of an email (e.g., “our computer was infected with my malware! Your password for this mail...”) or may mention more than one abuse type (e.g., “This bitcoin address is used by criminals in Netherlands for scams and extortion”).

### C. Clustering

To discover additional prevalent abuse types, not present in the initial ground truth, as well as to produce a larger ground truth dataset, we cluster the 224K descriptions by the similarity of their text and analyze the generated clusters.

For each of the 224K descriptions, we produce an embedding (i.e., a vector of real numbers) such that similar descriptions (i.e., using similar words) have embeddings that are close in the vector space. We leverage a pre-trained embedding model from Hugging Face [25] (HF), an open repository of machine learning models, and run it locally to produce an embedding for each description. Among the pre-trained embedding models HF offers, we select the default *all-mpnet-base-v2*, a general-purpose model that achieves the highest average performance for both sentence similarity and semantic search in the HF evaluation [26]. The *all-mpnet-base-v2* embedding has 768 dimensions and truncates text longer than 384 word pieces (tokens), where an English word typically comprises of 1-2 pieces. We reduce the number of dimensions before clustering using Principal Component Analysis (PCA) with a variance of 0.7.

Clusters	Max.	Mean	Median	Singletons
5,265	3,814	14.3	8	148,574 (66.3%)

TABLE III. HDBSCAN CLUSTERING RESULTS OVER THE 224K DESCRIPTIONS IN BITCOINABUSE DATASET.

To cluster the embeddings we use the *hierarchical agglomerative density-based clustering* (HDBSCAN) [27] because it can find clusters of arbitrary shape and does not require to know in advance the number of clusters to find. It is also capable to detect noise (i.e., scattered data points in non-dense areas that shouldn’t be considered part of any cluster), and easily scales to large datasets. At a high level, HDBSCAN performs a density-based clustering. It computes the minimum spanning tree of a distance weighted graph, produces a cluster hierarchy tree of connected components, condenses that cluster tree based on a minimum cluster size, and extracts stable clusters from the condensed tree. We use Euclidean distance and set the minimum core point neighborhood size (i.e., the number of elements that define a dense zone) to 2 and the minimum cluster size to 5.

Table III summarizes the clustering results on the 224K descriptions. It outputs 5,265 clusters containing one third of the descriptions. The largest cluster has 3,814 descriptions. The remaining two thirds (66.3%) of descriptions are considered noise and placed by themselves in singleton clusters.

**Manual labeling.** First, one of the analysts examines the top 150 clusters by size, identifying four main classes of clusters. There are 107 clusters that capture a specific email campaign, most often a *sextortion* campaign, where the description contains the email text, possibly prefixed by some comment such as “I received this email:”. Since the emails follow the same template with minor variations such as changing the payment Bitcoin address or modifying a few words, the clustering captures their syntactic similarity. Another 20 clusters correspond to descriptions produced by the same reporter. One such cluster has 217 descriptions all starting with “Fake giveaway impersonating the party”. These clusters are likely due to security analysts or vendors reporting abuse they have detected, possibly in an automated manner. Another 18 clusters are too short to determine their abuse type. For example, one cluster contains 423 descriptions with only a Bitcoin address. Others contain one-word descriptions such as “Sextortion” or “Scam”. Finally, 5 clusters contain descriptions that do not follow the same template but are of the same abuse type. For these, the clustering captures semantic similarity due to using similar sentences. For example, one cluster has 123 investment scam descriptions where victims describe how they made an investment, could not withdraw the profits, and the scammer kept requesting fees to allow a withdrawal that never happened.

This process tags 120 clusters with an abuse type. Among the 18,646 descriptions in those 120 clusters, the analyst identifies only 27 (0.14%) incorrectly clustered (i.e., their abuse type is different from the one for the majority of descriptions in the cluster). Thus, the clustering has very high precision, although low recall given the large number of singletons. The analysis of the top clusters identifies clusters for 4 new abuse types: *deleteransom*, *advancedfee*, *ddos*, and *bomb*. We additionally introduce a fifth abuse type *ransom* as the parent of *deleteransom*, to allow us to identify ransomware reports that we did not observe during the above process.



Fig. 2. Word cloud of *notabuse* cluster requesting donations for Ukraine.

BA Type	Reports	Addr.	First Seen
Ransomware	68,261 (23.7%)	30,430	2017-05-16
Darknet-Market	2,899 (1.0%)	2,092	2017-10-07
Bitcoin-Tumbler	13,691 (4.8%)	9,443	2018-04-08
Blackmail-Scam	97,061 (33.7%)	37,220	2018-09-26
Sextortion	76,516 (26.6%)	32,185	2019-02-24
Other	29,395 (10.2%)	19,983	2017-07-06
Total	287,823 (100%)	92,151	2017-05-16

TABLE IV. USER-SELECTED BITCOINABUSE ABUSE TYPES.

**Word clouds.** To check the smaller clusters for other previously unknown abuse types, we automatically produce a word cloud for each of the 5,265 clusters using an open-source library [28]. Then, the analyst visually examines the word clouds of the clusters selecting 30 clusters to analyze because they contain words that differ from those in the top 150 clusters. Those 30 clusters are manually labeled following the same approach for the top clusters. This process identifies one cluster where the reporter requests Bitcoin donations to support the war in Ukraine, as illustrated in Figure 2. The analysts extensively discussed whether this was a new scam subtype, but decided that requesting a donation is not a report of abuse and from such descriptions it is impossible to know if the donated money will end up being used for the charitable cause. Thus, this cluster was labeled as *notabuse*.

The final taxonomy is illustrated in Figure 1 where the light gray nodes correspond to the 5 abuse types introduced by the cluster analysis.

#### D. Ground Truth Datasets

To generate the final ground truth dataset (*gt\_final*) we start with the descriptions for all labeled clusters. Then, we integrate the descriptions in *gt\_initial*. There are 41 descriptions in *gt\_initial* belonging to 40 clusters with the remaining 134 descriptions being singletons. We include all the descriptions in those 40 clusters as well as the 134 singletons into *gt\_final*. After this merging, *gt\_final* contains 19,443 descriptions. The distribution by abuse type is shown in Table II. The top abuse type is *sextortion* with 16,112 (82.8%) descriptions, followed by *extortion* (7.3%), *giveaway* (3.8%), and *notabuse* (1.6%).

We apply the same process used to generate *gt\_initial* to the ScamTracker reports, building a *gt\_bbb* ground truth dataset with 200 labeled descriptions. We also clustered all descriptions, but only two small clusters were produced, likely due to the limited size of the ScamTracker dataset. We use the descriptions in *gt\_bbb* to validate our classifiers.

### IV. ACCURACY OF SELECTED ABUSE TYPES

When filling the BitcoinAbuse (BA) online reporting form, the reporter had to select an abuse type from a drop-down list.

Originally, there were three options (Ransomware, Darknet-Market, Other). Another three were introduced over time (Bitcoin-Tumbler, Blackmail-Scam, Sextortion), with the latest being Sextortion introduced on February 2019. The selected abuse type (BA type) is available for all 287,823 reports in our BitcoinAbuse dataset. The distribution of reports per BA type is summarized in Table IV. Reporters most often selected Blackmail-Scam (33.7%), followed by Sextortion (26.6%) and Ransomware (23.7%). Bitcoin-Tumbler (4.8%) and Darknet-Market (1.0%) are used less often, and there is a significant pool of Other types of abuse (10.2%).

Previous works analyzing BitcoinAbuse reports [18]–[20] rely on the BA type to analyze what abuse types are most commonly reported and how much money is lost to them. Clearly, the validity of their analysis results relies on the accuracy of the BA types. Unfortunately, the BA types may be incorrect for different reasons such as inexperienced reporters choosing the incorrect type, some types in the form being too generic, or reporters making up the reported type, e.g., if using the report to advertise a service.

This section evaluates how accurate are the user-selected BA types by comparing the reporter-selected BA types with the taxonomy abuse types manually assigned to descriptions in our ground truth. The accuracy evaluation is performed at the report level. While a description belongs to one ground truth abuse type, it may have been assigned different BA types in different reports because the reporters did not agree on the classification. Thus, we first propagate the taxonomy types from the 19,443 descriptions in *gt\_final* to the 43,693 reports (15.2% of all 287,823 reports) where those descriptions appear. We use those 43K reports for this evaluation.

Figure 3 shows a heat-map where the heat captures the fraction of the reports that were assigned the BitcoinAbuse type in the y-axis and are tagged with the taxonomy abuse type in the x-axis. White means the ratio is zero, light orange a small ratio, and dark red a high ratio. The bars on top capture the fraction of the 43K reports assigned to each taxonomy abuse type. While there are only 311 *notabuse* descriptions in *gt\_final* (compared to 16,789 for *sextortion*), those descriptions are used in 22,777 reports (compared to 17,837 reports for *sextortion*), making it the most common taxonomy abuse type in the evaluation dataset. This happens because some *notabuse* descriptions are used in hundreds, or even thousands, of reports. Those correspond to spam reports that do not report abuse, but rather advertise services or aim to pollute the BitcoinAbuse database. Spam descriptions are reused by the reporter (i.e., spammer) to report many different addresses. The bars on the right capture the fraction of the 43K reports assigned to each BA type. Ransomware is the most common BA type in the evaluation dataset, while Blackmail-Scam is the most frequent across the whole dataset (see Table IV).

**Spam impact.** Four of the six BA types are dominated by *notabuse* reports, namely Bitcoin-Tumbler (98%), Darknet-Market (91%), Ransomware (75%), and Other (43%). These *notabuse* reports are largely useless spam reports that advertise services or aim to pollute the BitcoinAbuse database. For these four BA types any conclusions drawn without filtering out the spam reports would be heavily biased towards the spam reports and would therefore be incorrect. Furthermore, for Bitcoin-

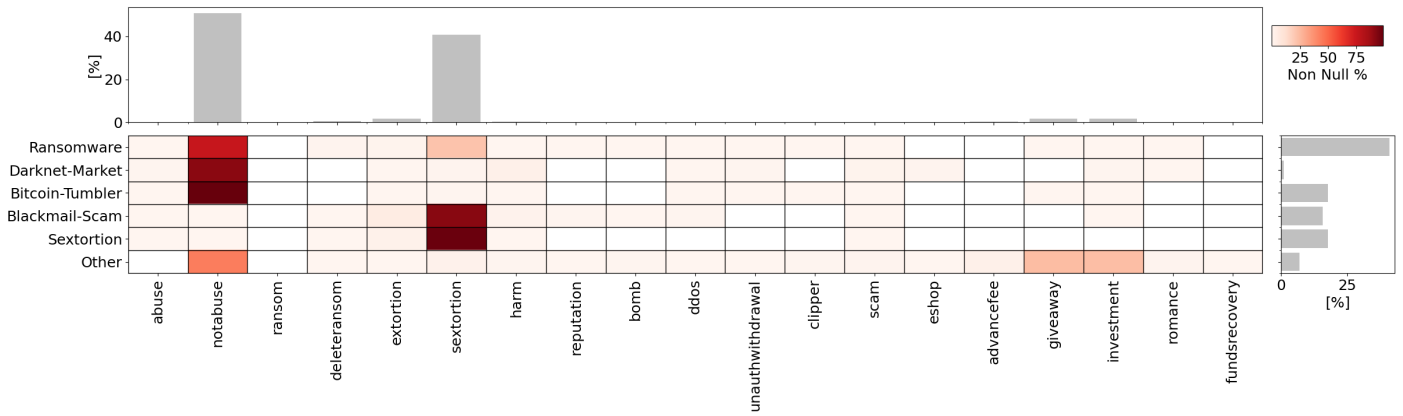


Fig. 3. Heat-map capturing the fraction of the 43K evaluation reports that were assigned the BA type in the y-axis and are tagged in with the taxonomy abuse type in the x-axis. White means the ratio is zero, light orange a small ratio, and dark red a high ratio.

Tumbler and Darknet-Market, the ratio of spam is so large that those BA types are basically useless even if the spam reports are filtered.

**Correct classifications.** Of the 7,766 Sextortion reports, 97.4% are indeed *sextortion* and 2.5% are *extortion*. Among the 2.5% *extortion* reports some are likely in reality *sextortion* where the reporter only copied a small part of the received email in the description that did not mention the sexual character of the extortion. Thus, our analysts labeled it as *extortion* instead. We conclude that *sextortion* abuse is correctly identified by most reporters and that conclusions drawn from reports labeled with the Sextortion BA type should correctly capture *sextortion* characteristics. We also observe that out of 196 *deleteransom* reports, 173 (88.3%) are correctly labeled as *Ransomware*. Unfortunately, *deleteransom* is only 1% of *Ransomware* reports, thus the *Ransomware* BA type is also not trustworthy, even after removing spam reports.

**Generic BA types.** Two of the BA types (*Blackmail-Scam*, *Other*) are very broad. *Blackmail-Scam* arguably covers all taxonomy entries underneath *extortion* and *scam*. Of the 6,830 *Blackmail-Scam* reports, 92% are *sextortion*. Of these, 19% correspond to reports prior to the introduction of the *Sextortion* BA type when *Blackmail-Scam* was the best option for *sextortion*. The rest likely include cases where the reporter thought *Blackmail-Scam* fit the bill and perhaps did not even realize there was another more specific *Sextortion* entry further down the list. We conclude that properties derived from reports labeled with the *Blackmail-Scam* BA type should largely match those of *Sextortion* reports. Among the 3,051 *Other* reports, 43.1% are *notabuse* due to spam reports, 24.0% are *giveaway*, 23.6% are *investment*, and 9% are scattered across 14 abuse types. The large presence of *giveaway* and *investment* scams possibly indicates many reporters know how to identify those abuse types but since they were not offered among the 6 options they opted for the generic *Other* type instead of the broad *Blackmail-Scam*. We conclude that it is critical to properly select the abuse types offered to the reporters and that broad abuse types should be avoided as they may overlap more specific abuse types, thus introducing errors.

**Mis-classifications.** The most common mis-classification (after excluding spam reports) are 22% *Ransomware* reports that

are in reality *sextortion*. Since we have already shown that reporters most often correctly identify *sextortion*, we speculate that because *Ransomware* was the first option in the drop-down list, reporters that did not know the real abuse type, or did not care, just selected the first option. Since *sextortion* reports are most frequent, most mis-classifications are for this abuse type.

Our taxonomy does not have abuse types equivalent to *Bitcoin-Tumbler* and *Darknet-Market* because either mixers and darknet markets are not reported to *BitcoinAbuse*, or they are reported in such low volumes that we did not observe them when building the ground truth. This makes sense as users of mixers and darknet markets may not be inclined to report services they use. Furthermore, those services do not proactively abuse victims. Since those BA types do not exist in *gt\_final*, all reports with those BA types (even after excluding spam reports) were incorrectly classified by the reporters. This further highlights that those two BA types are not useful and may lead to incorrect conclusions.

### Takeaway 1

Previous works analyzing *BitcoinAbuse* reports rely on the BA type [18]–[20]. Unfortunately, user-selected BA types are often incorrect. Conclusions drawn from the *Bitcoin-Tumbler*, *Darknet-Market*, and *Ransomware* BA types are most likely incorrect as those BA types are largely dominated by spam with the remaining reports being mostly mis-classifications. On the other hand, conclusions drawn from *Sextortion* should be accurate as most reporters accurately use that BA type for *sextortion* abuse. *Blackmail-Scam* and *Other* are too broad to draw conclusions. *Blackmail-Scam* is dominated by *sextortion* so conclusions drawn on this BA type should match those of *Sextortion*.

## V. CLASSIFICATION

In this section we design a multi-class classifier that given the text in a report’s description returns the more specific (i.e., lowest) applicable abuse type in our taxonomy. We build two classifiers: an unsupervised classifier that uses an LLM to interpret the description’s text (described in Section V-A) and a

### Query 1

**Prompt:** You are a cybersecurity expert with extensive knowledge about scams and abuses. You will help me classify abuse reports given by users, based exclusively on the content of the given TEXT. Do not infer or assume facts that are not described in the TEXT.

The following is a LIST OF DEFINITIONS of abuse classes. Read carefully the list and use it to classify the TEXT at the end, and to answer the QUESTION.

### LIST OF DEFINITIONS ### <definition\_list>

TEXT: <report\_description\_text>

QUESTION: Given the LIST OF DEFINITIONS above, classify the TEXT in one of the following classes: <class\_list>. Answer only with the name of the class that clearly matches one of these definitions and justify your answer by filling the next JSON structure: {"answer": "", "reasoning": ""}

Fig. 4. LLM query structure. Macros in angle brackets are replaced with the abuse type definitions and the description text.

machine-learning (ML) supervised classifier trained using our ground truth (described in Section V-B).

#### A. LLM-Based Unsupervised Classifier

The LLM-based classifier is an unsupervised classifier that does not require to be trained. Instead, it takes as input the taxonomy, including a list of natural language definitions for the abuse types. The queries to the LLM follow the structure in Figure 4. The prompt instructs the LLM to take the role of a cybersecurity expert and contains three input macros that are replaced with the description to be classified (<report\_description\_text>), the list of abuse types (<class\_list>), and the abuse type definitions (<definition\_list>). Capitalized words (e.g., TEXT, QUESTIONS) are links to text found later in the prompt. The prompt instructs the LLM to avoid assuming facts not mentioned in the description to minimize hallucinations [29]. The question at the end directs the LLM to output (in JSON format) both the selected class (i.e., abuse type) and an explanation of the reasoning to select that abuse type. Prompting the model to generate its *reasoning* along with the answer is a common prompting technique [30], [31] that can improve the accuracy of the provided answer and also helps understanding which sequence of tokens in both the user report and abuse definition led the LLM to generate a specific answer.

Our LLM-based classifier can be implemented using different LLMs. We use three GPT models from OpenAI accessible via API, as well as Meta-Llama-3-70B-Instruct (llama3 for short) [32], which we run locally. Since OpenAI is a commercial service we study not only the accuracy of the classification, but also the classification cost. The cost of the OpenAI API depends on four factors [33]: the number of queries performed, the total size (measured in tokens) of the queries and answers (including the explanation), and the model used. We evaluate three GPT models: the older and cheaper gpt-3.5-turbo-0125 (gpt-3.5), the more recent and more expensive gpt-4-0125-preview (gpt-4), and a faster model with intermediate cost gpt-4o-2024-05-13 (gpt-4o).

**Query approaches.** We test three approaches to query the LLM. Regardless of the approach used, queries to the LLM follow the structure in Figure 4. Differences between the approaches are in the number of queries used to classify a description and in the list of definitions provided in each query.

(a) *One-query.* This approach uses a single query to the LLM per description. Each query provides all 19 abuse type definitions and asks the LLM to select the best fitting abuse type for the description. This approach minimizes the amount of queries, making it the fastest approach and also fairly economical. On the other hand, it forces the LLM to distinguish child abuse types (e.g., *investment*) from their parents (e.g., *scam*), which may be hard as they semantically overlap.

(b) *Top-to-bottom.* This approach classifies the input description at each taxonomy level from top to bottom. It performs between one and three queries per description, making the classification more specific with each query. An L1 query is performed for all descriptions by providing only the *abuse* and *notabuse* definitions. If the L1 label is *notabuse*, the classification outputs *notabuse*. Otherwise, it queries again the LLM with the definitions of the four L2 abuse types, plus an additional *ttb\_other* class that states that the description does not match the other definitions. If the L2 label is *ttb\_other*, the classification outputs *abuse*, i.e., since none of the more specific children types matches, it returns the parent type. Otherwise, it performs a final query using only the child definitions for the assigned L2 label plus the additional *ttb\_other* class. For example, if the L2 label was *extortion* only the 5 *extortion* children and *ttb\_other* are included in the query. The returned L3 label is output as the description’s abuse type. The top-to-bottom approach eases the distinction between a parent and its children, but it is more expensive in terms of LLM queries. Most importantly, errors at the top levels accumulate, i.e., outputting an accurate label may require correctly classifying the description up to three times.

(c) *Bottom-to-top.* This approach also classifies the input description at each taxonomy level but from bottom to top. An L3 query is performed for all descriptions. It provides the 13 leaf definitions plus an additional *btt\_other* class that states that the description does not match the given definitions and may not even describe an abuse. If the L3 label is not *btt\_other*, the classification outputs the L3 label. Otherwise, a L2 query is performed using the four L2 definitions and the additional *btt\_other*. If the L2 label is not *btt\_other* the classification outputs the L2 label. Otherwise, a final L1 query is performed using only the *abuse* and *notabuse* definitions and the classification outputs the assigned L1 label. This approach is typically the most economical. While it performs more queries than the one-query approach, the queries are smaller as only a subset of definitions are included in each query. However, it requires distinguishing more classes compared to the top-to-bottom approach, which may impact the accuracy.

**Definitions.** The LLM-based classifier requires natural language definitions for each taxonomy entry. While constructing the abuse taxonomy, the analysts generated an initial list of abuse type definitions. Those initial definitions were refined by classifying a small subset of descriptions in the training dataset of the supervised classifier. The analysts used the classification results and the explanation in the LLM answers to reduce



Approach	Model	Weighted Average			Macro Average			Cost		
		Prec.	Rec.	F1	Prec.	Rec.	F1	Queries	Tokens	USD
one-query	gpt-3.5	0.57	0.54	0.52	0.46	0.42	0.33	1,049	1,927,752	\$1.02
bottom-to-top	gpt-3.5	0.65	0.67	0.60	0.59	0.65	0.56	1,126	1,461,260	\$0.79
top-to-bottom	gpt-3.5	0.85	0.82	0.81	0.63	0.72	0.65	2,871	1,993,112	\$1.13
top-to-bottom	llama3	0.74	0.70	0.68	0.71	0.77	0.68	1,719	-	-
top-to-bottom	gpt-4o	0.95	0.92	0.92	0.79	0.73	0.71	2,830	2,090,951	\$12.76
top-to-bottom	gpt-4	<b>0.96</b>	<b>0.95</b>	<b>0.95</b>	<b>0.83</b>	<b>0.82</b>	<b>0.80</b>	2,901	2,218,064	\$28.08

TABLE V. LLM-BASED CLASSIFIER RESULTS ON 1,049 BITCOIN ABUSE DESCRIPTIONS.

overlaps between the definitions. Table XV in the Appendix details the definitions used by the LLM-based classifiers.

**Classifier evaluation.** Table V summarizes the classification results for each query approach and LLM on a balanced testing dataset with 1,049 descriptions (detailed in Section V-B). For this, we use both weighted average (classes are weighted by the number of samples in the class) and macro average (all classes have the same weight) scores. We first compare the three query approaches using the gpt-3.5 model. The results show that top-to-bottom works best achieving a weighted F1 score of 0.81, followed by bottom-to-top (0.60) and one-query (0.52). Top-to-bottom is also the most expensive approach, being 50% more expensive than the cheapest bottom-to-top because it requires more than twice the number of queries and has the highest token count. Since top-to-bottom works best, we then compare the four LLMs using that approach. The results show that gpt-4 is the best-performing model, achieving a weighted precision of 0.96, recall of 0.95, and F1 score of 0.95. Llama3 is the cheapest model as we run it locally, but achieves the worst weighted average and the second worst macro average. The cost difference between GPT models is significant with both gpt-4 models being an order of magnitude more costly than gpt-3.5, and the best-performing gpt-4 being twice as expensive as gpt-4o. Thus, the more recent (and expensive) models indeed interpret best the input descriptions providing better classification results.

The macro average results (where abuse types have the same weight) are lower with the best-performing top-to-bottom with gpt-4 approach achieving a macro precision of 0.83, recall of 0.82, and F1 score of 0.80. The reason for the lower macro average is that some abuse types are hard to classify even for the top model and that errors in infrequent abuse types disproportionately impact the macro average results. As detailed in Table XIII in the Appendix, using top-to-bottom (gpt-4) there are 12 abuse types with F1 score above 0.95 (5 with perfect F1 score), two with F1 score above 0.80 (*reputation*, *notabuse*), one with no instances in the testing dataset (*ransom*) and four with F1 scores in the range 0.33–0.67 (*romance*, *abuse*, *scam*, *fundsrecovery*). For *fundsrecovery*, *abuse*, and *unauthwithdrawal* there are only 1–2 samples in the testing dataset so the results are not very representative. Figures 5–7 shows the confusion matrices for the three models. Most errors happen because *romance*, *scam*, and *giveaway* descriptions are incorrectly classified as *notabuse*. In these errors, the LLM explains that the description does not detail an abuse the reporter experimented or witnessed but rather may contain a personal statement (e.g., “Another moron trying a 5 plus year old scam”), too little detail (e.g., “Multiplication scam website”, “Fake giveaway <URL>”), or a general accusation (e.g., “Funds from 2019 to spring 2022 romance scam.fraud go here. They are young Yahoo boys from nigeria living abroad

Model	Weighted Average			Macro Average		
	Prec.	Rec.	F1	Prec.	Rec.	F1
distillbert-17-unb	0.99	1.00	0.99	0.79	0.79	0.79
distillbert-17-bal	0.99	0.99	0.99	<b>0.80</b>	<b>0.80</b>	<b>0.80</b>
distillbert-14-unb	<b>1.00</b>	<b>1.00</b>	<b>1.00</b>	0.76	0.75	0.75
distillbert-14-bal	0.99	0.99	0.99	0.72	0.75	0.73

TABLE VI. ACCURACY FOR THE SUPERVISED CLASSIFICATION MODELS.

east africa. Drug trafficking lots of darknet purchases. More info in private. Fraud of over 350kUSD.”).

### B. Supervised Classifier

We also build a supervised classifier based on transfer learning as a baseline. For this, we start from a BERT model [34] pre-trained on a large corpus of text and fine-tune it for our specific text classification task. Fine-tuning a pre-trained model is a common practice in Natural Language Processing (NLP) since it requires much less labeled data than training a model from scratch. We select the DistilBERT model [35] available from Hugging Face [25] and fine-tune it for 5 epochs with the following default hyper-parameters: `learning_rate=2e-5` and `weight_decay=0.01`.

Supervised classifiers require labeled data for building training and evaluation datasets. For this, we leverage our labeled `gt_final` dataset, detailed in Table II. `gt_final` has two challenges. First, `gt_final` is unbalanced towards *sextortion*, which provides 86.3% of the labeled descriptions. To examine this issue, we experiment with two dataset-building approaches. First, we apply a 70/30 split on the whole `gt_final` dataset, generating unbalanced training ( $d_u^t$  with 13,609 samples) and evaluation ( $d_u^e$  with 5,833 samples) datasets. Second, we build balanced training and evaluation datasets by selecting from each abuse type 70% of the samples labeled with that type, except for *sextortion* and *extortion* which we downsize by selecting 1/20 samples and 1/2 samples respectively, with the goal of having a final number of samples similar to the next larger abuse type. The balanced training dataset has 2,446 samples ( $d_b^t$ ) and the balanced evaluation dataset has 1,049 samples ( $d_b^e$ ). Second, some abuse types in `gt_final` have very few samples. In particular, we have no samples for *ransom* and less than 10 samples for four classes (*unauthwithdrawal*, *eshop*, *abuse*, *fundsrecovery*). Thus, we also build a classifier with 14 classes that removes the four under-represented classes, as they have not enough samples to train a classifier.

Table VI compares the four supervised models on the balanced testing dataset. The top two models have 17 classes trained with unbalanced (`distillbert-17-unb`) and balanced (`distillbert-17-bal`) datasets. The bottom two models have 14 classes trained with unbalanced (`distillbert-14-unb`) and balanced (`distillbert-14-bal`) datasets. We observe that down-sampling has almost no impact, and that the samples of classes

Classifier	Weighted Average			Macro Average		
	Prec.	Rec.	F1	Prec.	Rec.	F1
distillbert-17-unb	0.66	0.51	0.52	0.30	0.26	0.21
distillbert-17-bal	0.63	0.58	0.53	0.38	0.40	0.29
distillbert-14-unb	0.64	0.59	0.55	0.27	0.25	0.20
distillbert-14-bal	0.73	0.57	0.51	0.41	0.33	0.25
top-to-bottom (llama3)	0.80	0.69	0.70	0.34	0.43	0.34
top-to-bottom (gpt-3.5)	0.79	0.62	0.61	0.28	0.39	0.26
top-to-bottom (gpt-4o)	0.88	0.80	0.80	0.45	0.47	0.42
top-to-bottom (gpt-4)	<b>0.92</b>	<b>0.87</b>	<b>0.89</b>	<b>0.67</b>	<b>0.76</b>	<b>0.70</b>

TABLE VII. CLASSIFICATION RESULTS ON SCAMTRACKER GROUND TRUTH DATASET WITH 199 LABELED DESCRIPTIONS.

Abuse	Reports		Loss		
	All	w/Loss	Total	Avg.	Med.
investment	1,161 (50%)	957 (61%)	\$22,502,025	\$19,382	\$1,300
scam	452 (19%)	243 (16%)	\$3,072,803	\$6,798	\$100
romance	57 (2%)	34 (2%)	\$2,181,882	\$38,279	\$1,500
advancefee	175 (8%)	127 (8%)	\$1,191,216	\$6,807	\$226
unauthwith.	42 (2%)	27 (2%)	\$224,270	\$5,340	\$220
abuse	44 (2%)	21 (1%)	\$211,436	\$4,805	\$0
giveaway	75 (3%)	38 (2%)	\$149,831	\$1,998	\$20
eshop	32 (1%)	28 (2%)	\$99,226	\$3,101	\$600
fundrecovery	16 (1%)	12 (1%)	\$91,077	\$5,692	\$1,710
extortion	16 (1%)	2 (0%)	\$2,552	\$160	\$0
harm	2 (0%)	2 (0%)	\$1,100	\$550	\$1,000
sextortion	104 (4%)	0 (0%)	\$0	\$0	\$0
reputation	3 (0%)	0 (0%)	\$0	\$0	\$0
notabuse	140 (6%)	69 (4%)	\$1,105,560	\$7,897	\$0
All	2,319 (100%)	1,560 (67%)	\$30,832,979	\$13,297	\$500

TABLE VIII. REPORTED LOSSES IN BBB REPORTS.

for which the classifier is not trained still heavily impact the macro average F1. The best classifier is distillbert-17-bal which achieves a nearly perfect weighted average of 0.99 and up to 0.80 macro average F1 score. The results of the supervised classifier are so good that we believe it may be over-fitting the data. To check this, we next evaluate all classifiers on `gt_bbb`.

### C. ScamTracker Classification

One challenge with classifiers is how well they generalize to datasets different from those used to build them. To examine this issue we perform an out-of-distribution experiment where we apply all classifiers on `gt_bbb`. One of the 200 descriptions exceeds the maximum token length so we remove it leaving 199 samples. As shown in Table VII, the best classifier is the LLM-based with top-to-bottom and gpt-4, which achieves a weighted average precision of 0.92, a recall of 0.87, and an F1 score of 0.89. The F1 score is only 6 percentile points below that achieved on the BitcoinAbuse testing dataset, indicating that the model generalizes well. In contrast, the supervised classifiers perform worst with F1 scores of 0.51–0.55 showing that they were over-fitting in the BitcoinAbuse dataset.

Figure 8 shows the confusion matrix for the top-to-bottom (gpt-4) classifier. Most errors happen due to *investment* reports labeled as *advancefee* by the classifier. Mis-classifications happen because the *investment* reports mention upfront fees, e.g., “[...]Then when trade happened he stated that there will be a fee that I have to pay for taxes upfront[...]”. Indeed, most investment scams request additional fees when the user wants to withdraw its profits. The difference with *advancefee* is subtle in that in an *investment* scam the victim first makes an investment deposit and the fee is only requested when the victim attempts to withdraw the investment profits. Instead, in *advancefee* scams, the fee is requested prior to the victim making any deposit. Our *advancefee* definition does not explicitly capture this timing requirement, thus it may need to be refined.

## VI. CASE STUDY: ABUSE TYPE FINANCIAL LOSSES

BBB publishes annual reports analyzing the abuse reports its Scam Tracker service receives [21], [36], [37]. Unfortunately, Scam Tracker bundles all cryptocurrency abuse reports in one category, preventing the comparison of finer-grained cryptocurrency abuse types. To address this issue, we apply the top-to-bottom with gpt-4 classifier to the 2,319 ScamTracker cryptocurrency abuse reports.

Table VIII captures, for each abuse type, the reports classified into that type, the subset reporting non-zero financial loss, the total loss for all reports of the type, and the average and median loss per report. 85% of the reports are for scams. Despite its name, ScamTracker also contains small percentages of extortions (5.4%) and unauthorized withdrawal (2%) reports. The rest are considered generic *abuse* or *notabuse*. Half of the reports are for *investment* scams, accounting for 73% of the total loss. In their 2023 annual report [21], BBB merged the Cryptocurrency and Investment categories claiming that most cryptocurrency reports were investment scams. Our classification shows that decision may pollute the investment category with up to 50% reports for other abuse types.

Overall, 67% of the cryptocurrency abuse reports include a financial loss, the total reported loss was \$30.8M, with an average loss of \$13K and a median of \$500 per report. But, there are significant differences across abuse types in the reported losses. Financial loss is reported in 61% *investment* reports, nearly four times larger than any other abuse type. Thus, *investment* scam targets are most likely to become victims. In contrast, extortions seem particularly inefficient at obtaining revenue from victims, with all 104 *sextortion* reports reporting no loss, the same as for the few *harm* and *extortion* reports. Extortions typically leverage massive email campaigns to reach large numbers of targets to compensate for their low conversion rate. The highest median loss is for *fundrecovery* scams (\$1,710), followed by *romance* scams (\$1,500), and *investment* scams (\$1,300). The largest average is for *romance* (\$38,279) and *investment* (\$19,382) as these categories contain the reports with largest losses. Separating *romance* and *investment* is tricky as it is common for romance scams to end up in an investment offer, often called romance baiting [38]. Another category with small median losses is *giveaway* (\$20) where victims choose how much to send, and may conservatively select small test amounts.

We only had one *fundrecovery* report in `gt_final` and none in `gt_bbb`. However, the unsupervised classifier found 16 across the whole BBB dataset. We manually validated that these reports are correctly classified. This supports our intuition that given a good abuse definition the LLM-based unsupervised classifier can correctly classify infrequent abuse types.

## VII. CASE STUDY: ADDRESS TAG CREATION

In this section we use the classification results to build tags for abusive Bitcoin addresses. Tagged addresses are fundamental for the operation of Bitcoin analysis platforms such as the open-source WatchYourBack [23] and GraphSense [22] and those offered by companies like Chainalysis [39]. For example, tagging addresses with their abuse type enables revenue estimations for identifying the most profitable abuse types [40], or the analysis of business relations between cybercrime actors

Category	Taxonomy	BitcoinAbuse			gt_final		
		Abuse	OW	Int.	Abuse	OW	Int.
sextortion	✓	303			94		
giveaway	✓	252			4		
ransomware	✓	81					
deleteransom	✓	63			12		
scam	✓	55			13		
investment	✓	52			1		
clipper	✓	18			2		
drugtrafficking		11					
extremism		9					
donation	✓	7					
extortion	✓	7					
ponzi	✓	5			1		
state-sponsored		5					
terrorism		4			1		
misc-sanctioned		2					
fundsrecovery	✓	1					
exchange			73	38		4	5
mining			14	1			
defi			5	1			
organization			3				
payment-processor			1	2			
gambling				1			
Tagged		875	96	43	128	4	5
Total tagged			1,014			137	
Total untagged			32,919			1,638	
Total addresses			33,933			1,775	

TABLE IX. NUMBER OF ADDRESSES IN BITCOINABUSE DATASET AND IN GT\_FINAL PRESENT IN WATCHYOURBACK TAG DATABASE. THE FIRST PART CONSISTS OF ABUSIVE ADDRESSES, THE SECOND PART ARE ONLINE-WALLET SERVICE ADDRESSES (PROBABLY ASSIGNED TO USERS), AND THE THIRD PART ARE INTERNAL SERVICE ADDRESSES.

and campaigns [23]. Tagging an address can be a complex process. Thus, tag databases are largely incomplete and adding new entries is an important task.

We leverage the open-source WatchYourBack [23] platform, built on top of the also open-source BlockSci [41], to parse the Bitcoin blockchain until block 838,800 (April 11, 2024), obtain the transactions for each address, and compute the multi-input (or co-spending) clusters [8], [42]–[44]. Then, we calculate the amount of BTC received by these addresses using the *DD-DC* methodology [40], which filters out self-deposits to avoid double counting.

Of the 92,151 reported Bitcoin addresses, 59,507 (63.7%) have not been involved in any transactions until April 11, 2024; 3,429 (3.7%) have received up to 10 BTC, 2,699 (2.9%) have received 10–1K BTC, 716 (0.8%) have received 1K–1M BTC, and 14 (0.01%) more than 1M BTC. The fact that most reported addresses receive no or very few BTCs, and that the deposits are focused on a small number of addresses has been reported by previous work [18]–[20]. However, those works have not explored the reasons behind some addresses having huge amounts of deposited BTCs. We examine who owns those addresses next.

### A. Tagged Addresses

WatchYourBack ships with a database of tagged addresses. Each database entry consists of five fields: address, category, an optional owner entity, an optional subtype, and a URL identifying the information’s source. The category captures abuse types analogous to those in our taxonomy but also benign service types such as cryptocurrency exchanges and gambling services. The owner captures the name of the service or malware family that controls the private key of the address. The subtype captures how addresses of the same owner are

used. We focus on obtaining the category (i.e., abuse type) of an address. Identifying the owner and subtype is out of scope.

Of the 33,933 reported addresses with transactions, 1,014 are in the tag database of WatchYourBack. And, 137 of those have reports whose descriptions are in *gt\_final*. We show the distribution of addresses already tagged per category in Table IX. For each category, the table shows if the category is present in our taxonomy and the number of addresses with an abuse (Abuse), an online wallet (OW), or an internal service wallet (Int.) tag, for the BitcoinAbuse and *gt\_final* datasets. We rename WatchYourBack categories to match our taxonomy when the mapping is one-to-one. Of the 1,014 addresses, 875 are tagged with abuse types and 139 as service addresses.

Service addresses can be split in two subtypes: *internal* addresses fully controlled by the service and *online wallets* whose private key is also controlled by the service but which are assigned to a client of the service to receive deposits. Two subtypes of internal service addresses are *hot wallets* that services use for their daily operations and *cold wallets* used for long-term storage of the service reserves. Addresses of these two subtypes receive large volumes of bitcoins.

Of the 139 service addresses, 96 are tagged as online wallet service addresses, most of them belonging to exchanges (73) and mining pools (14), while 43 addresses are detected to be internal service addresses, mostly from exchanges (38). Since the services are not malicious per-se and hot/cold wallets are internal service addresses, it is surprising that they are being reported to BitcoinAbuse. Looking at the reports for these addresses we observe three main reasons: (1) users try to track down where the stolen funds are going and end up reporting an internal service address (most often an exchange’s hot wallet) that received the money after the attackers cash out; (2) spam reports are often posted in exchange’s known wallets likely because spammers know that users often mistakenly report those addresses and thus will likely read prior reports for those addresses; (3) some reports are nonsensical and may be purposefully trying to pollute the database. Spam and pollution reports tend to be posted on popular addresses so that other victims read them. The fact that hot/cold wallets are reported to abuse reporting services has important consequences. Since those addresses receive huge amounts of bitcoins, any revenue estimation that does not exclude those addresses can hugely over-estimate the revenue. We conclude that victims should be educated to only report addresses they directly sent funds to (i.e., payment addresses), without trying to track down the funds, since information in the blockchain is immutable and tracking can be done later by experienced analysts.

### Takeaway 2

Internal service addresses may be reported to abuse reporting services due to spam reports or users trying to track down where their stolen bitcoins went. Victims should be educated to only report addresses they directly sent funds to, without trying to track down the funds.

### B. Tagging Procedure

To create new tags, we select a dataset of 5K descriptions, of which 2.5K are used in reports for some of the addresses

Category	Tagged	WyB	New
extortion	916	111	805
sextortion	767	138	629
scam	239	5	234
investment	212	13	199
giveaway	102	9	93
ransom	62	12	50
unauthwithdrawal	58	1	57
abuse	49	7	42
advancefee	42	2	40
eshop	25	-	25
deleteransom	24	15	9
romance	17	-	17
clipper	7	1	6
fundsrecovery	5	-	5
reputation	4	-	4
bomb	2	-	2
ddos	1	-	1
harm	1	-	1
All	2,533	314	2,219

TABLE X. NUMBER OF TAGGED ADDRESSES PER ABUSE TYPE, THE SUBSET ALREADY TAGGED IN WATCHYOURBACK, AND THE NEWLY TAGGED ADDRESSES WITHOUT A PRIOR TAG.

already tagged in WatchYourBack (so that we can compare the generated tags and the existing ones) and the other 2.5K are used in reports for addresses not in WatchYourBack (so that we can tag new addresses). The selected 5K descriptions are used in 7,316 reports for 3,668 addresses. We classify the 5K descriptions using the LLM-based top-to-bottom with gpt-4 classifier, with a cost of \$109.

Our tag creation procedure assigns an abuse type to an address by performing a majority vote on the classifier results for its reports. In detail, given an address, it iterates on all the reports for the address. For each report, it obtains the label output by the classifier for the description text. If the label is *notabuse*, the report is ignored. Otherwise, it increases a counter for the abuse type returned by the classifier. After processing all reports for the address, the abuse type with the highest counter is output as the abuse type for the address. If all reports for the address were *notabuse*, no tag is output.

When applied to the 7,316 reports using the 5K classified descriptions, this approach generates tags for 2,533 addresses, 60% of the 3,668 addresses. The other 1,135 addresses are not tagged because their reports are classified as *notabuse*. Of those 2,533 addresses, 314 are already tagged in WatchYourBack and 2,219 are newly tagged. Table X shows for each abuse type, the number of tagged addresses, the subset already tagged in WatchYourBack, and the newly tagged addresses. Most newly tagged addresses are for *extortion* (805 addresses) and *sextortion* (629).

We use the 314 addresses already tagged in WatchYourBack to examine the tagging result. Of those 314 addresses, 175 (55.7%) have identical abuse types in the generated tag and in WatchYourBack. Another 117 (37.3%) addresses have a generated tag compatible with the one given by WatchYourBack, i.e., either a parent or a child in the taxonomy. Of these, 104 have a generated tag of *extortion* when the tag in WatchYourBack is *sextortion*. There are also 10 (3.2%) addresses with tags in WatchYourBack not in our taxonomy (e.g., extremism, mining) so they cannot be evaluated. Finally, for 12 (3.8%) addresses, the produced tag is not compatible with the one in WatchYourBack. For example, 4 addresses have a generated *ransom* tag but they are tagged as *sextortion* in WatchYourBack. These four addresses are indeed *sextortion*

Abuse	Adrrs	BTC	USD
investment	196	10,601.76548108	\$251,082,116
scam	227	4,198.75758852	\$131,012,483
unauthwithdrawal	56	2,727.64180693	\$65,016,877
abuse	41	1,573.91705365	\$18,491,189
romance	17	359.43120444	\$10,951,634
giveaway	93	1,118.63567825	\$10,619,216
advancefee	40	353.27063677	\$10,090,722
extortion	351	242.05276387	\$6,460,939
eshop	25	80.41846610	\$2,610,870
sextortion	560	192.02797454	\$1,964,881
fundsrecovery	5	50.87313182	\$1,542,469
clipper	6	9.61186109	\$334,160
harm	1	4.59500000	\$271,174
ransom	23	9.21396012	\$62,395
deleteransom	9	6.41559907	\$46,923
ddos	1	0.08647488	\$4,558
reputation	4	0.16907231	\$1,533
bomb	2	0.00003832	\$0
Total	1,657	21,528.88379176	\$510,564,139

TABLE XI. REVENUE ESTIMATION FOR NEWLY TAGGED ADDRESSES.

but our subset of 5K addresses only took one report for each address when multiple are available and that one was either incorrectly classified because it contained the word ransom, which users often used when describing extortions. Including all reports for an address should increase tag accuracy. Unfortunately, classifying all 224K descriptions in our dataset would cost roughly \$5,000, a budget we currently do not have.

### C. Revenue Estimation

We use the created tags to estimate revenue per abuse type. Out of the 2,219 newly tagged addresses, 1,661 have at least one deposit. Of those, we remove four addresses with over one billion USD in revenue each, which we believe are internal exchange addresses missed by WatchYourBack. We find a blockchain explorer that lists these four addresses as belonging to exchanges [45]. We split the remaining addresses per tagged abuse type and produce a lower-bound DD-DC revenue estimation [40] for each of them using WatchYourBack. We use the USD conversion rate on the day of each deposit.

Table XI presents the revenue estimations. Similar to BBB reports, *investment* brings the most profit and extortions like *bomb*, *reputation*, or *ddos* seem fairly ineffective. We identify \$1.9M *sextortion* revenue, likely due to this abuse type having the largest number of tagged addresses (560). This again points to extortions having a low conversion rate, but obtaining revenue through massive spam campaigns. Our estimation covers 18 abuse types, three times more than those covered in previous work [20], [40]. While we only estimate revenue from 1,657 addresses, these were previously untagged. Thus, our estimations uncover \$510M previously unaccounted revenue from cybercriminal activities.

## VIII. DISCUSSION

**Abuse reporting.** One limitation of abuse reporting services is that only a minority of fraud is generally reported [46]. Thus, abuse reporting services only cover a self-selected, non-probability sample of victims of cryptocurrency abuse [19], which is not necessarily representative of the whole universe of victims (e.g. non-tech-savvy victims may be less willing to report) and abuse types. Still, abuse reports are fundamental to identify (some) prevalent abuse types and to analyze their impact on (some) victims. Furthermore, reporting services

may differ in the abuse types they receive, e.g., *sextortion* dominates BitcoinAbuse and *investment* dominates BBB. This may be due to geographical bias, e.g., BBB focuses on US and Canada victims. Analyzing which channels are used for reporting different abuse types is a topic for future research.

**Taxonomy completeness.** Our cryptocurrency abuse taxonomy contains 19 abuse types that cover many, but not all, of the abuse types previously studied in the literature. Some previously studied abuse types are included in taxonomy entries with a different name, e.g., Ponzi schemes [7] are *investment* scams. Others are not commonly reported to BitcoinAbuse or BBB. Some abuse types may focus on other blockchains, e.g., cryptojacking typically mines Monero [47] and initial coin offering (ICO) scams mostly affect Ethereum [48]. Surprisingly, we find that ransomware reports are rare. We did not observe them during the ground truth construction, but found a handful during our BitcoinAbuse evaluation, e.g., 81 addresses tagged as ransomware in WatchYourBack. While ransomware is known to cause significant financial impact [1]–[5], [40], victims seem to rarely report ransomware attacks to the abuse reporting services we analyzed. This may be due to ransomware attacks being reported through specialized channels such as the support forums of antivirus vendors. Our taxonomy should be updated as new popular abuse types are identified. For example, among the ScamTracker reports classified as *scam* we observe employment scams where attackers post offers for shady jobs (e.g., generating traffic, laundering money) and then refuse to pay the employees.

**Cost.** We obtain best results running the commercial gpt-4 model. We also evaluated llama3 and BERT supervised classifiers locally, but results were worse. The cost of running top-to-bottom using gpt-4 on 1,049 descriptions was \$28 and on 5K descriptions \$109. Classifying the 224K BitcoinAbuse descriptions would roughly cost \$5,000, which could be halved by using batching in exchange for a longer runtime. We could also save by disabling the LLM answer explanation, although those are very valuable to analyze the results. While the cost may currently limit the classification of large datasets, the cost should drop as newer models appear, e.g., gpt-3.5 costs one order of magnitude less than gpt-4.

## IX. RELATED WORK

**Cryptocurrency abuse.** Previous work has analyzed a wealth of cryptocurrency abuse types including ransomware [1]–[5], sextortion [6], scams [7]–[11], clippers [23], cryptojacking [47], [49], hidden marketplaces [50]–[52], human trafficking [53], money laundering [54], and thefts [8]. These works typically analyze a single abuse type. Other works compare the revenue obtained from different abuse types [20], [40]. In contrast, our work presents a novel classification approach for cryptocurrency abuse types using the textual description in victim reports. Our cryptocurrency abuse taxonomy covers many of the abuse types analyzed in the literature, but is not complete as discussed in Section VIII.

**Bitcoin analysis.** Another line of work develops techniques for analyzing Bitcoin flows such as multi-input (or co-spending) clustering [8], [42]–[44] and change address heuristics [8], [44], [55]–[57]. Those techniques are implemented by Bitcoin

analysis platforms [1], [22], [23], [41]. We build our transaction analysis on WatchYourBack [23], itself built on top of BlockSci [41].

**BitcoinAbuse.** Previous work analyzes BitcoinAbuse reports [18]–[20]. Those works report issues such as the presence of heavy reporters [18], the concentration of revenue on a few addresses [19], and the revenue per abuse type [20]. Our work identifies two issues that affect those prior works. First, we measure that reporter-selected BitcoinAbuse abuse types are often incorrect. Out of the 6 abuse types offered by BitcoinAbuse, only Sextortion accurately captures an abuse type in our taxonomy. Three other categories (Darknet-Market, Bitcoin-Tumbler, Ransomware) are dominated by *notabuse* spam reports. Blackmail-Scam is very broad and dominated by *sextortion* reports. Conclusions drawn using BitcoinAbuse abuse types (other than Sextortion) may not be capturing the expected type of abuse. Second, we observe internal service wallets being reported either due to spam reports or by users trying to track down where their funds went. For example, we identify 43 internal service wallets (e.g., exchange hot and cold wallets), all with over 1M deposited BTCs. Failure to filter internal service wallets can greatly inflate revenue estimations by including revenue from other unrelated users of the service.

## X. CONCLUSION

Abuse reporting services are fundamental to analyze different forms of cybercrime abuses, like those enabled by cryptocurrencies. Among others, the collected abuse reports allow to identify abusive addresses, trace them to search for economic relationships that could lead to attribution, measure the financial impact on victims, and compare against other abuse types to depict the larger cybercrime landscape. However, accurate classification of abuse reports is challenging. As we show, victims may mis-classify reports due to lack of expertise or poorly-defined options. And, using human analysts to do the classification does not scale.

To address these issues, we have built a taxonomy of 19 frequently reported abuse types and have proposed a novel unsupervised classification approach that, given the textual description in a report, will label it with the most fine-grained abuse type in our taxonomy by instructing an LLM to select the most fitting abuse type. In contrast to supervised models, our classifier does not need to be trained, leveraging instead natural language definitions in our taxonomy. This prevents over-fitting and enables detecting under-represented classes for which few training samples are available. To build and validate our classifier, we use 290K cryptocurrency abuse reports from two popular reporting services, to produce a ground truth of 20K reports. We use our datasets to evaluate three classifier designs, four LLMs, and a supervised model as a baseline. Our classifier achieves a weighted F1 of 0.89 in an out-of-distribution experiment. We demonstrate our classifier in two use cases. First, we obtain financial loss statistics of cryptocurrency victims for our 19 cryptocurrency abuse types. Then, we produce tags for a set of addresses reported in BitcoinAbuse, allowing us to uncover \$510M of previously unaccounted cybercrime revenue.

## ACKNOWLEDGEMENTS

This work was partially funded by the Spanish Government MCIN/AEI/10.13039/501100011033/ through grants TED2021-132464B-I00 (PRODIGY), PID2022-142290OB-I00 (ESPADA), PRE2019-088472, and PREP2022-000165. The above grants are co-funded by European Union ESF, EIE, and NextGeneration funds.

## REFERENCES

- [1] M. Spagnuolo, F. Maggi, and S. Zanero, "BitIodine: Extracting Intelligence from the Bitcoin Network," in *Financial Cryptography and Data Security*, 2014.
- [2] K. Liao, Z. Zhao, A. Doupe, and G.-J. Ahn, "Behind Closed Doors: Measurement and Analysis of CryptoLocker Ransoms in Bitcoin," in *APWG Symposium on Electronic Crime Research*, June 2016.
- [3] M. Conti, A. Gangwal, and S. Ruj, "On the economic significance of ransomware campaigns: A bitcoin transactions perspective," *Computers & Security*, vol. 79, pp. 162–189, 2018.
- [4] D. Y. Huang, M. M. Aliapoulos, V. G. Li, L. Invernizzi, K. McRoberts, E. Bursztein, J. Levin, K. Levchenko, A. C. Snoeren, and D. McCoy, "Tracking Ransomware End-to-end," in *IEEE Symposium on Security and Privacy*, May 2018.
- [5] M. Paquet-Clouston, B. Haslhofer, and B. Dupont, "Ransomware Payments in the Bitcoin Ecosystem," *Journal of Cybersecurity*, vol. 5, no. 1, 2019.
- [6] M. Paquet-Clouston, M. Romiti, B. Haslhofer, and T. Charvat, "Spams Meet Cryptocurrencies: Sextortion in the Bitcoin Ecosystem," in *ACM Conference on Advances in Financial Technologies*, 2019.
- [7] M. Bartoletti, B. Pes, and S. Serusi, "Data Mining for Detecting Bitcoin Ponzi Schemes," in *Crypto Valley Conference on Blockchain Technology*, June 2018.
- [8] S. Meiklejohn, M. Pomarole, G. Jordan, K. Levchenko, D. McCoy, G. M. Voelker, and S. Savage, "A Fistful of Bitcoins: Characterizing Payments among Men with No Names," in *Internet Measurement Conference*, 2013.
- [9] P. Xia, H. Wang, B. Zhang, R. Ji, B. Gao, L. Wu, X. Luo, and G. Xu, "Characterizing Cryptocurrency Exchange Scams," *Computers & Security*, vol. 98, 2020.
- [10] M. Bartoletti, S. Lande, A. Loddo, L. Pompianu, and S. Serusi, "Cryptocurrency Scams: Analysis and Perspectives," *IEEE Access*, vol. 9, pp. 148 353–148 373, 2021.
- [11] X. Li, A. Yepuri, and N. Nikiforakis, "Double and nothing: Understanding and detecting cryptocurrency giveaway scams," in *Network and Distributed Systems Security Symposium*, 2023.
- [12] "Bitcoin abuse," 2023, <https://www.bitcoinabuse.com>.
- [13] "Chainabuse," 2024, <https://chainabuse.com>.
- [14] "Scamtracker," 2024, <https://www.bbb.org/scamtracker>.
- [15] "Scamwatch," 2024, <https://www.scamwatch.gov.au/>.
- [16] "Reportfraud," 2024, <https://reportfraud.ftc.gov/>.
- [17] F. T. Commission, "Consumer sentinel network - data book 2023," February 2024, [https://www.ftc.gov/system/files/ftc\\_gov/pdf/CSN-Annual-Data-Book-2023.pdf](https://www.ftc.gov/system/files/ftc_gov/pdf/CSN-Annual-Data-Book-2023.pdf).
- [18] J. Choi, J. Kim, M. Song, H. Kim, N. Park, M. Seo, Y. Jin, and S. Shin, "A large-scale bitcoin abuse measurement and clustering analysis utilizing public reports," *IEICE TRANSACTIONS on Information and Systems*, vol. 105, no. 7, pp. 1296–1307, 2022.
- [19] D. Buil-Gil and P. Saldaña-Taboada, "Offending concentration on the internet: An exploratory analysis of bitcoin-related cybercrime," *Deviant Behavior*, vol. 43, no. 12, pp. 1453–1470, 2022.
- [20] H. Rosenquist, D. Hasselquist, M. Arlitt, and N. Carlsson, "On the Dark Side of the Coin: Characterizing Bitcoin Use for Illicit Activities," in *International Conference on Passive and Active Network Measurement*, 2024.
- [21] B. B. B. I. for Marketplace Trust, "Bbb scam tracker risk report," April 2024, <https://bbbmarketplacetrust.org/wp-content/uploads/2024/04/2023-BBBScamTracker-RiskReport-US-040224.pdf>.
- [22] B. Haslhofer, R. Stütz, M. Romiti, and R. King, "Graphsense: A general-purpose cryptoasset analytics platform," *Arxiv pre-print*, 2021, <https://arxiv.org/abs/2102.13613>.
- [23] G. Gomez, P. Moreno-Sanchez, and J. Caballero, "Watch your back: Identifying cybercrime financial relationships in bitcoin through back-and-forth exploration," in *ACM SIGSAC Conference on Computer and Communications Security*, 2022.
- [24] "langdetect," 2023, <https://pypi.org/project/langdetect/>.
- [25] "Hugging Face," 2023, <https://huggingface.co/>.
- [26] "Hugging Face Pre-trained models," 2023, [https://www.sbert.net/docs/pretrained\\_models.html](https://www.sbert.net/docs/pretrained_models.html).
- [27] R. J. G. B. Campello, D. Moulavi, and J. Sander, "Density-Based Clustering Based on Hierarchical Density Estimates," in *Pacific-Asia Conference on Knowledge Discovery and Data Mining*, 2013.
- [28] "word\_cloud," 2024, [https://github.com/amueller/word\\_cloud](https://github.com/amueller/word_cloud).
- [29] Z. Ji, N. Lee, R. Frieske, T. Yu, D. Su, Y. Xu, E. Ishii, Y. J. Bang, A. Madotto, and P. Fung, "Survey of hallucination in natural language generation," *ACM Computing Surveys*, vol. 55, no. 12, pp. 1–38, 2023.
- [30] J. Wei, X. Wang, D. Schuurmans, M. Bosma, B. Ichter, F. Xia, E. H. Chi, Q. V. Le, and D. Zhou, "Chain-of-thought prompting elicits reasoning in large language models," in *Proceedings of the 36th International Conference on Neural Information Processing Systems*, ser. NIPS '22, 2024.
- [31] S. Yao, J. Zhao, D. Yu, N. Du, I. Shafraan, K. Narasimhan, and Y. Cao, "React: Synergizing reasoning and acting in language models," 2023. [Online]. Available: <https://arxiv.org/abs/2210.03629>
- [32] "Meta-llama-3-70b-instruct," 2024, <https://huggingface.co/meta-llama/Meta-Llama-3-70B-Instruct>.
- [33] "OpenAI Pricing," 2024, <https://openai.com/api/pricing/>.
- [34] J. Devlin, M.-W. Chang, K. Lee, and K. Toutanova, "Bert: Pre-training of deep bidirectional transformers for language understanding," in *Proceedings of the 2019 Conference of the North American Chapter of the Association for Computational Linguistics: Human Language Technologies, Volume 1 (Long and Short Papers)*, 2019, pp. 4171–4186.
- [35] V. Sanh, L. Debut, J. Chaumond, and T. Wolf, "Distilbert, a distilled version of bert: smaller, faster, cheaper and lighter," *arXiv preprint arXiv:1910.01108*, 2019.
- [36] B. B. B. I. for Marketplace Trust, "Bbb scam tracker risk report - employment scams make a resurgence," February 2023, <https://bbbfoundation.images.worldnow.com/library/8923baa8-e503-45c9-9f2c-c57995ed4a2e.pdf>.
- [37] —, "Bbb scam tracker risk report - cryptocurrency scams signal new marketplace risks," February 2022, <https://bbbfoundation.images.worldnow.com/library/259c7333-0fb3-4bc0-a059-4b116594c473.pdf>.
- [38] C. Cross, "Romance baiting, cryptorom and 'pig butchering': an evolutionary step in romance fraud," *Current Issues in Criminal Justice*, pp. 1–13, 2023.
- [39] "Chainalysis," 2023, <https://www.chainalysis.com/>.
- [40] G. Gomez, K. van Liebergen, and J. Caballero, "Cybercrime bitcoin revenue estimations: Quantifying the impact of methodology and coverage," in *ACM SIGSAC Conference on Computer and Communications Security*, 2023.
- [41] H. Kalodner, M. Möser, K. Lee, S. Goldfeder, M. Plattner, A. Chator, and A. Narayanan, "BlockSci: Design and Applications of a Blockchain Analysis Platform," in *USENIX Security Symposium*, 2020.
- [42] S. Nakamoto, "Bitcoin: A peer-to-peer electronic cash system," 2008, <https://bitcoin.org/bitcoin.pdf>.
- [43] D. Ron and A. Shamir, "Quantitative Analysis of the Full Bitcoin Transaction Graph," in *Financial Cryptography and Data Security*, 2013.
- [44] E. Androulaki, G. O. Karame, M. Roeschlin, T. Scherer, and S. Capkun, "Evaluating User Privacy in Bitcoin," in *Financial Cryptography and Data Security*, 2013.
- [45] "GlassChain," 2024, <https://glasschain.org/>.
- [46] R. G. Smith, "Consumer scams in australia: An overview," *Trends & Issues in Crime & Criminal Justice*, no. 331, 2007.
- [47] E. Tekiner, A. Acar, A. S. Uluagac, E. Kirda, and A. A. Selcuk, "SoK:

Category	one-query			bottom-to-top			top-to-bottom		
	P	R	F1	P	R	F1	P	R	F1
abuse	-	-	-	0.33	0.50	0.40	0.25	0.50	0.33
advancefee	1.00	0.09	0.17	0.52	0.64	0.57	0.94	0.73	0.82
bomb	1.00	0.25	0.40	1.00	1.00	1.00	1.00	1.00	1.00
clipper	0.91	1.00	0.95	0.59	1.00	0.74	0.78	0.70	0.74
ddos	1.00	0.05	0.10	1.00	1.00	1.00	1.00	1.00	1.00
deleteransom	-	-	-	0.82	1.00	0.90	0.94	1.00	0.97
eshop	0.40	1.00	0.57	0.25	1.00	0.40	0.67	1.00	0.80
extortion	0.69	0.94	0.80	0.25	0.00	0.02	0.99	0.50	0.66
fundsrecovery	0.04	1.00	0.07	-	-	-	0.50	1.00	0.67
giveaway	-	-	-	1.00	1.00	1.00	0.98	0.91	0.94
harm	-	-	-	0.58	0.98	0.73	0.56	0.98	0.71
investment	0.86	0.58	0.69	0.65	0.98	0.78	0.98	0.98	0.98
notabuse	0.90	0.57	0.70	0.88	0.24	0.37	0.65	0.96	0.78
reputation	1.00	0.25	0.40	0.94	0.94	0.94	0.62	1.00	0.76
romance	-	-	-	1.00	0.20	0.33	-	-	-
scam	0.04	0.72	0.08	0.20	0.17	0.18	-	-	-
sextortion	0.96	0.97	0.96	0.57	1.00	0.73	0.79	0.97	0.87
unauthwithdrawal	0.50	1.00	0.67	-	-	-	0.25	0.50	0.33
t	0.54	0.54	0.54	0.67	0.67	0.67	0.82	0.82	0.82

TABLE XII. EVALUATION OF 3 CLASSIFICATION APPROACHES: ONE-QUERY, BOTTOM-TO-TOP AND TOP-TO-BOTTOM, USING GPT-3.5-TURBO ON 1,049 SAMPLES.

Cryptojacking Malware,” in *IEEE European Symposium on Security and Privacy*, 2021.

- [48] M. Tiwari, A. Gepp, and K. Kumar, “The future of raising finance-a new opportunity to commit fraud: a review of initial coin offering (icos) scams,” *Crime, Law and Social Change*, vol. 73, pp. 417–441, 2020.
- [49] D. Y. Huang, H. Dharmdasani, S. Meiklejohn, V. Dave, C. Grier, D. McCoy, S. Savage, N. Weaver, A. C. Snoeren, and K. Levchenko, “Bitcoin: Monetizing Stolen Cycles,” in *Network and Distributed Systems Security Symposium*, 2014.
- [50] N. Christin, “Traveling the Silk Road: A measurement analysis of a large anonymous online marketplace,” in *The World Wide Web Conference*, 2013.
- [51] S. Lee, C. Yoon, H. Kang, Y. Kim, Y. Kim, D. Han, S. Son, and S. Shin, “Cybercriminal Minds: An Investigative Study of Cryptocurrency Abuses in the Dark Web,” in *Network and Distributed Systems Security Symposium*, 2019.
- [52] D. Ron and A. Shamir, “How Did Dread Pirate Roberts Acquire and Protect his Bitcoin Wealth?” in *Financial Cryptography and Data Security*, 2014.
- [53] R. S. Portnoff, D. Y. Huang, P. Doerfler, S. Afroz, and D. McCoy, “Backpage and Bitcoin: Uncovering Human Traffickers,” in *ACM SIGKDD International Conference on Knowledge Discovery and Data Mining*, 2017.
- [54] M. Möser, R. Böhme, and D. Breuker, “An Inquiry into Money Laundering Tools in the Bitcoin Ecosystem,” in *APWG eCrime Researchers Summit*, September 2013.
- [55] S. Goldfeder, H. A. Kalodner, D. Reisman, and A. Narayanan, “When the cookie meets the blockchain: Privacy risks of web payments via cryptocurrencies,” *PoPETS*, vol. 2018, pp. 179–199, 2018.
- [56] D. Ermilov, M. Panov, and Y. Yanovich, “Automatic Bitcoin Address Clustering,” in *IEEE International Conference on Machine Learning and Applications*, 2017.
- [57] G. Kappos, H. Yousaf, R. Stütz, S. Rollet, B. Haslhofer, and S. Meiklejohn, “How to peel a million: Validating and expanding bitcoin clusters,” in *USENIX Security Symposium*, 2022.

## APPENDIX

### A. Evaluation

We use the balanced GT dataset of 1,049 descriptions to evaluate the query and the classification methodology described in Section V-A using the models llama3, gpt-3.5, gpt-4o, and gpt-4. First, we evaluate the three classification methodologies using both LLMs, one-query, bottom-to-top, and top-to-bottom. The detailed results per class for each methodology are shown in Table XII. We then evaluate the LLMs using the top-to-bottom classification. Table XIII shows

Category	llama3			gpt-3.5			gpt-4o			gpt-4		
	P	R	F1	P	R	F1	P	R	F1	P	R	F1
abuse	0.67	1.00	0.80	0.25	0.50	0.33	-	-	-	0.25	0.50	0.33
advancefee	1.00	0.50	0.67	0.94	0.73	0.82	1.00	0.32	0.48	1.00	0.95	0.98
bomb	1.00	1.00	1.00	1.00	1.00	1.00	1.00	1.00	1.00	1.00	1.00	1.00
clipper	1.00	1.00	1.00	0.78	0.70	0.74	1.00	1.00	1.00	1.00	1.00	1.00
ddos	1.00	1.00	1.00	1.00	1.00	1.00	1.00	1.00	1.00	1.00	1.00	1.00
deleteransom	-	-	-	0.94	1.00	0.97	1.00	1.00	1.00	0.98	1.00	0.99
eshop	0.67	1.00	0.80	0.67	1.00	0.80	0.67	1.00	0.80	1.00	1.00	1.00
extortion	0.57	0.28	0.37	0.99	0.50	0.66	0.99	0.95	0.97	1.00	0.96	0.98
fundsrecovery	0.33	1.00	0.50	0.50	1.00	0.67	0.50	1.00	0.67	0.50	1.00	0.67
giveaway	0.99	0.73	0.84	0.98	0.91	0.94	1.00	0.89	0.94	1.00	0.96	0.98
harm	0.26	0.96	0.41	0.56	0.98	0.71	1.00	0.96	0.98	0.94	0.96	0.95
investment	1.00	0.98	0.99	0.98	0.98	0.98	1.00	0.98	0.99	1.00	0.98	0.99
notabuse	0.49	0.99	0.66	0.65	0.96	0.78	0.58	0.99	0.73	0.75	0.98	0.85
reputation	0.72	0.81	0.76	0.62	1.00	0.76	0.70	1.00	0.82	0.78	0.88	0.82
romance	1.00	0.40	0.57	-	-	-	1.00	0.10	0.18	1.00	0.20	0.33
scam	0.75	0.17	0.27	-	-	-	1.00	0.28	0.43	0.56	0.28	0.37
sextortion	0.92	0.99	0.95	0.79	0.97	0.87	1.00	0.99	0.99	1.00	0.99	0.99
unauthwithdrawal	0.50	1.00	0.67	0.25	0.50	0.33	0.50	0.50	0.50	1.00	1.00	1.00
t	0.70	0.70	0.70	0.82	0.82	0.82	0.92	0.92	0.92	0.95	0.95	0.95

TABLE XIII. GLOBAL TOP-TO-BOTTOM CLASSIFICATION ACCURACY COMPARING 4 LLMs ON 1,049 SAMPLES.

Category	llama3			gpt-3.5			gpt-4o			gpt-4		
	P	R	F1	P	R	F1	P	R	F1	P	R	F1
advancefee	0.25	0.50	0.33	0.05	1.00	0.10	1.00	0.25	0.40	0.40	1.00	0.57
deleteransom	-	-	-	-	-	-	-	-	-	1.00	1.00	1.00
extortion	0.25	0.50	0.33	0.50	0.50	0.50	1.00	1.00	1.00	1.00	1.00	1.00
giveaway	0.31	0.83	0.45	0.29	0.57	0.38	0.67	1.00	0.80	0.75	1.00	0.86
investment	0.85	0.85	0.85	0.81	0.88	0.84	0.87	0.94	0.96	0.93	0.94	0.94
notabuse	0.62	0.62	0.62	-	-	-	0.41	0.88	0.56	0.67	0.75	0.71
scam	0.86	0.25	0.39	0.80	0.12	0.21	0.96	0.46	0.62	0.97	0.67	0.79
sextortion	1.00	1.00	1.00	0.96	1.00	0.98	1.00	1.00	1.00	1.00	1.00	1.00
unauthwithdrawal	0.33	1.00	0.50	0.25	1.00	0.40	0.40	1.00	0.57	0.67	1.00	0.80
t	0.69	0.69	0.69	0.62	0.62	0.62	0.80	0.80	0.80	0.87	0.87	0.87

TABLE XIV. GLOBAL TOP-TO-BOTTOM CLASSIFICATION ACCURACY COMPARING 4 LLMs ON THE BBB DATASET OF 199 SAMPLES.

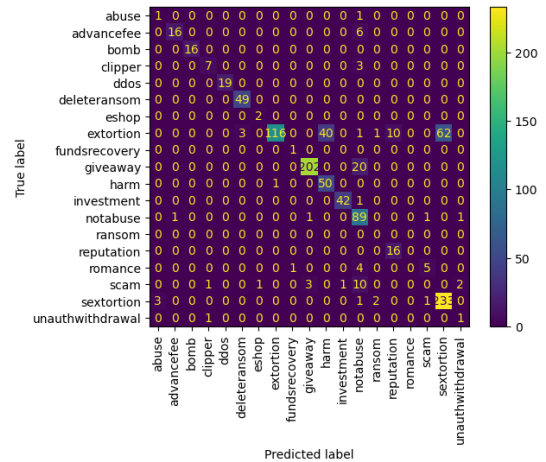


Fig. 5. Confusion matrix of the top-to-bottom classification using gpt-3.5 on a balanced dataset of 1,049 samples.

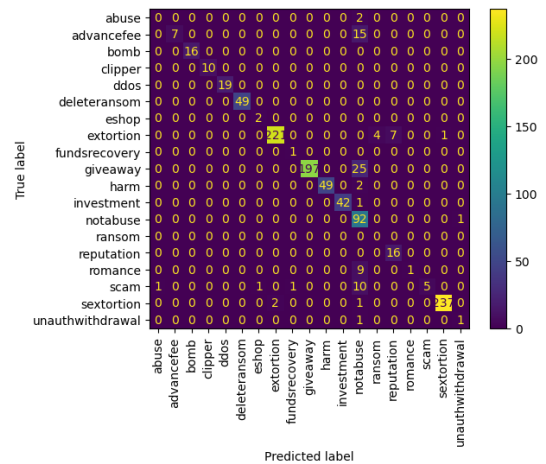


Fig. 6. Confusion matrix of the top-to-bottom classification using gpt-4o on a balanced dataset of 1,049 samples.

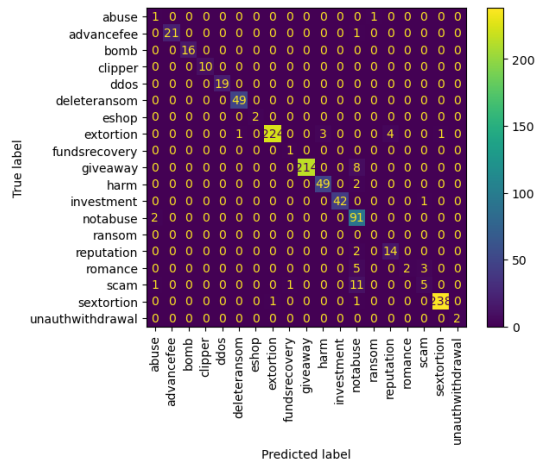


Fig. 7. Confusion matrix of the top-to-bottom classification using gpt-4 on a balanced dataset of 1,049 samples.

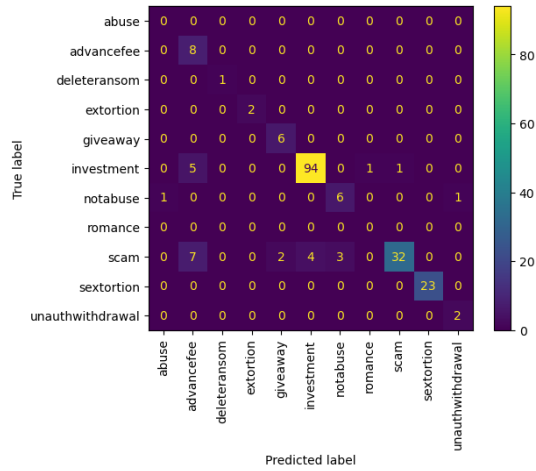


Fig. 8. Confusion matrix of the top-to-bottom classification using gpt-4 on the BBB dataset of 199 samples.

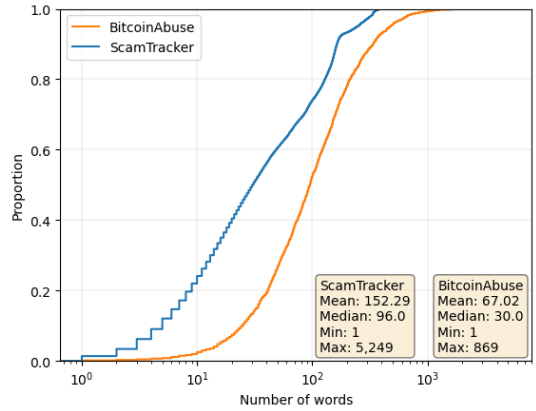


Fig. 9. ECDF of the number of words per description.

the results per model. Figures 5, 6, and 7 show the confusion matrices for the top-to-bottom approach, for gpt-3.5, gpt-4o, and gpt-4, respectively.



TABLE XV: List of definitions for the LLM

Category	Definition
abuse	An abuse report details instances of abuse or attempted abuse experienced by the person who authors the report, such as extortion, scams, demands for ransom, unauthorized withdrawals, replacement of addresses in the clipboard when copying/pasting cryptocurrency addresses, or theft. The report must point to how the abuse happened by providing a description or presenting evidence of the occurrence. It never promotes or recommends services of any kind.
notabuse	A report is notabuse if it does not describe an abuse attempt suffered by the reporter but rather presents a personal opinion, calls for action, advertises a service, claims that an address is involved in terrorism, or that it belongs to hackers. A notabuse report may initially describe an abuse to look more convincing, but its main message always turns to be promoting something like a service, a personal opinion, a call for action, a claim, or a defamation. In general, a notabuse report may sound phishy or seem like a scam.
scam	A scam is an attempt to defraud a person or group by gaining their confidence. Scammers are dishonest and deceive their victims to gain some benefit at the expense of the victim. Scammers may lie to the victims with texts that look legitimate but are hard to verify, commonly exploiting trust, compassion, greed, vulnerability, or lack of awareness in their victims. Popular scams involve investment scams, romance scams, giveaway scams, fake services like e-shops or funds recovery, and requests for donations to unverified addresses.
extortion	Extortion is the practice of obtaining benefit through coercion. The victim is threatened with something bad happening in the future if it does not make a payment to the extortionist. The threat may involve revealing compromising data from the victim, the victim suffering physical harm, or the extortionist damaging assets belonging to the victims. To make the threat more credible the extortionist may claim to know some password of the victim.
unauthwithdrawal	Unauthorized withdrawal refers to a third party withdrawing or transferring funds belonging to the victim without proper authorization or consent by the victim. Unauthorized withdrawal includes theft through credential stealing and the use of clipper malware to replace addresses copied into the clipboard with addresses belonging to the attacker when they are pasted.
ransom	Attacks that demand a ransom payment from the victim in order to recover access to data encrypted or deleted by the attacker. The data may have been stored in a device or server owned by the victim. The attackers leave a ransom note explaining how to make the payment or how to contact the attackers for instructions.
deleteransom	A ransom scheme where the attacker demands a ransom payment from the victim in order to recover data removed (and possibly exfiltrated) by the attacker, typically stored in databases.
clipper	Unauthorized withdrawals enabled by a clipper. A clipper is a type of malware that replaces cryptocurrency addresses copied to the victim's clipboard with an address belonging to the attacker, without the victim being aware of the replacement. When the victim pastes the address copied to the clipboard as destination of a cryptocurrency transaction, the funds are unwillingly transferred to the attacker's address.
bomb	A type of extortion where attackers threaten with detonating an explosive device. The attacker claims the bomb has been hidden in the building where the victim lives or works and that the explosion will affect many people.
harm	A type of extortion where attackers threaten with physically harming the victim unless a payment is made. Beyond moral damage, the attacker threatens to physically hurt the victim or destroy its property. The victim is supposed to pay for the attacker to remain inactive.
ddos	A type of extortion where attackers threaten with launching a distributed denial of service (DDoS) attack against a target server, website, or service. The DDoS attack will cause the service to be unavailable. The victim is requested to make a payment so that the DDoS attack does not happen.
reputation	A type of extortion where attackers threaten with damaging the reputation of the victim by sending threats with insults to several recipients (for instance, other web site owners or bloggers) on the victim's behalf.

TABLE XV: List of definitions for the LLM

<b>Category</b>	<b>Definition</b>
investment	A type of scam that entices individuals to invest with the promise of high returns or guaranteed profits. Investment scams may use fake testimonials, fabricated success stories, or false celebrity endorsements to lure victims to invest. Scammers may create fake investment websites, platforms, or social media profiles to appear legitimate and trustworthy. After the initial investment, victims are not allowed to withdraw their profits or recover their original investment. Instead, attackers may request new fees and investments to allow withdrawal.
advancefee	A type of scam where scammers promise the victim with a significant share of a large sum of money, in return for a small advance fee. The fraudster claims the up-front payment will be used to obtain the large sum. The scammer may impersonate a wealthy individual such as a Nigerian prince or an organization such as a tax revenue service or the social security administration.
romance	A type of scam where victims are deceived by scammers to establish fake romantic relationships. Scammers create false personas, often online, and manipulate their victims' emotions to gain their trust and affection. Once an emotional bond is formed, the scammer demands payments from the victim under false excuses.
eshop	A type of scam where scammers create an online shop website or e-commerce store where victims may place orders for buying items but receive nothing, or may receive a product that does not match the purchased one, e.g., a counterfeit or inferior product. The fake e-shop is made to look legitimate and lures buyers through unusually low prices or by offering illegal products. The e-shop may be offered as dark markets only accessible through Tor.
fundsrecovery	A type of abuse report in which the author specifically mentions to being a victim of a fake funds-recovery service. The victim may describe how the financial losses occurred, or how the perpetrator was contacted, but the main purpose of the report must always be to give details about the fake funds-recovery service or person, and never promote a service or person that recovers funds.
sextortion	A type of extortion where attackers specifically claim to have a video or photos of the victim in sexual acts of any kind. The attackers may claim to have access to the victim's webcam. The attackers must threaten to share the video or photos with explicit sexual content with friends, family, or colleagues of the victim unless a payment is made. The report is not sextortion if it does not clearly mention sex-related material.
giveaway	A type of scam where scammers promise that upon reception of a cryptocurrency deposit from the victim they will return to the sending address twice or more the received cryptocurrency amount. The scammers often lure victims to participate in the giveaway scam by impersonating famous persons, organizations, or cryptocurrency influencers, or by advertising the giveaway as a promotion or contest.