

Data-driven Analysis of T-Product-based Dynamical Systems

Xin Mao* Anqi Dong[†] Ziqin He[‡] Yidan Mei[‡] Can Chen[§]

October 29, 2024

Abstract

A wide variety of data can be represented using third-order tensors, spanning applications in chemometrics, psychometrics, and image processing. However, traditional data-driven frameworks are not naturally equipped to process tensors without first unfolding or flattening the data, which can result in a loss of crucial higher-order structural information. In this article, we introduce a novel framework for the data-driven analysis of T-product-based dynamical systems (TPDSs), where the system evolution is governed by the T-product between a third-order dynamic tensor and a third-order state tensor. In particular, we examine the data informativity of TPDSs concerning system identification, stability, controllability, and stabilizability and illustrate significant computational improvements over traditional approaches by leveraging the unique properties of the T-product. The effectiveness of our framework is demonstrated through numerical examples.

Keywords— Tensors, data-driven analysis, data informativity, system identification, stability, controllability, stabilizability

1 Introduction

Numerous real-world systems, including those found in image processing, biological systems, and social sciences, exhibit complex, multi-dimensional relationships, where the states are often represented as third-order or higher-order tensors [8, 9, 12, 23]. Multilinear dynamical systems, newly proposed in recent years, extend classical linear systems theory that offer a powerful framework for modeling these tensor-based systems that cannot be adequately captured by traditional methods [7, 19]. One of the most effective tools for working with multilinear dynamical systems is the T-product, a mathematical operation that extends matrix multiplications to third-order tensors in a manner analogous to matrix operations such as eigenvalue decomposition and singular value decomposition [3, 13].

The T-product framework provides a versatile approach to analyzing and controlling multilinear dynamical systems in a variety of fields, including physics [4, 16], engineering [20], and biology [13, 24].

*Xin Mao is with the School of Data Science and Society, University of North Carolina at Chapel Hill, Chapel Hill, NC 27599, USA. xinm@unc.edu

[†]Anqi Dong is with the Division of Decision and Control Systems and Department of Mathematics, KTH Royal Institute of Technology, SE-100 44 Stockholm, Sweden. anqid@kth.se

[‡]Ziqin He and Yidan Mei are with the Department of Mathematics, University of North Carolina at Chapel Hill, Chapel Hill, NC 27599, USA. zhe21@unc.edu, yimei@unc.edu

[§]Can Chen is with the School of Data Science and Society and the Department of Mathematics, University of North Carolina at Chapel Hill, Chapel Hill, NC 27599, USA. canc@unc.edu

Specifically, the T-product empowers researchers to perform sophisticated operations on multidimensional data, e.g., images, which are often represented as third-order tensors. Traditional matrix-based methods struggle to capture the complex relationships between different dimensions of images including height, width, and color channels. In contrast, T-product-based methods preserve the inherent multidimensional structure and have potential applications in tasks such as image denoising, image compression, image segmentation, and feature extraction, as demonstrated by recent research [1, 10, 14, 24, 25].

T-product-based dynamical systems (TPDSs) are systems whose evolution is governed by the T-product between a third-order dynamic tensor and a third-order state tensor. The concept was first proposed by Hoover et al. [11] as a generalization of linear time-invariant (LTI) systems. TPDSs offer a powerful framework for capturing complex interactions in three-dimensional data. The development of tensor decomposition techniques and circulant algebra has enabled a seamless extension of linear systems theory to TPDSs, covering fundamental concepts like explicit solutions, stability, controllability, and observability. Nevertheless, the lack of computational tools for their data-driven analysis has limited their use in practical applications. This gap is particularly evident in areas requiring stability, controllability, and system identification from observational data.

Data-driven analysis and control have garnered significant attention in recent years [2, 17, 21]. The origins of this field can be traced back to the early 1980s, with the pioneering work on the fundamental lemma (also known as persistency of excitation) [22], which laid the theoretical foundation for using input-output data to infer system properties. Recently, Van Waarde et al. [21] presented a novel data-driven analysis and control framework to investigate the data informativity of linear time-invariant systems, where data are not informative enough to uniquely identify the system (i.e., the fundamental lemma fails). Although data-driven research has attracted considerable interest, the exploration of data-driven approaches specifically for tensor-based systems remains relatively underdeveloped.

We are dedicated to developing a data-driven approach for TPDSs. Extending traditional system identification, stability, and controllability analyses to third-order tensor-based systems is challenging due to the curse of dimensionality. We use the properties of the T-product to address this challenge. Our work provides effective and efficient conditions of data informativity for system identification, stability, controllability, and stabilizability of TPDSs. Additionally, we show how T-product-based conditions offer significant computational advantages over existing unfolding-based approaches, demonstrating their applicability through numerical experiments. The rest of the article is structured as follows. In Section 2, we begin with an overview of T-product operations. In Section 3, we introduce TPDSs and examine the data informativity of system identification, stability, controllability, and stabilizability. In Section 4, we provide numerical examples for the proposed methods. Finally, we conclude our work with a discussion of future directions in Section 5.

2 Preliminaries

Tensors can be considered as multidimensional arrays, which extend the concepts of vectors and matrices to higher-dimensional settings [6, 15, 18]. The order of a tensor is defined as the number of dimensions. Of particular interest in this article are third-order tensors, which we denote by $\mathcal{T} \in \mathbb{R}^{n \times m \times s}$. We first introduce the notion of the T-product, an effective operation for manipulating third-order tensors, that enables their multiplication through the notion of circular convolution [13, 14, 25].

Definition 1 (T-product). *The T-product between two third-order tensor $\mathcal{T} \in \mathbb{R}^{n \times m \times s}$ and $\mathcal{S} \in \mathbb{R}^{m \times r \times s}$, denoted by $\mathcal{T} \star \mathcal{S}$, is defined as*

$$\mathcal{T} \star \mathcal{S} = \mathit{fold}\left(\mathit{bcirc}(\mathcal{T})\mathit{unfold}(\mathcal{S})\right) \in \mathbb{R}^{n \times r \times s}, \quad (1)$$

where $\text{bcirc}(\cdot)$ and $\text{unfold}(\cdot)$ are defined as

$$\text{bcirc}(\mathcal{J}) = \begin{bmatrix} \mathcal{J}_{::1} & \mathcal{J}_{::s} & \cdots & \mathcal{J}_{::2} \\ \mathcal{J}_{::2} & \mathcal{J}_{::1} & \cdots & \mathcal{J}_{::3} \\ \vdots & \vdots & \ddots & \vdots \\ \mathcal{J}_{::s} & \mathcal{J}_{::(s-1)} & \cdots & \mathcal{J}_{::1} \end{bmatrix} \in \mathbb{R}^{ns \times ms},$$

$$\text{unfold}(\mathcal{S}) = [\mathcal{S}_{::1} \quad \mathcal{S}_{::2} \quad \cdots \quad \mathcal{S}_{::s}]^\top \in \mathbb{R}^{ms \times r},$$

and fold is the reverse operation of unfold .

It is noteworthy that many fundamental matrix operations, including identity, diagonal, transpose, inverse, and orthogonality can be also generalized to third-order tensors using the T-product:

1. **T-identity:** T-identity tensor \mathcal{J} is defined as having the first frontal slice (i.e., $\mathcal{J}_{::1}$) as the identity matrix with all other frontal slices consisting of zeros.
2. **T-diagonal:** T-diagonal tensor is defined such that each frontal slice is a diagonal matrix.
3. **T-transpose:** T-transpose of $\mathcal{J} \in \mathbb{R}^{n \times m \times s}$ is obtained by transposing each of the frontal slices and then reversing the order of the transposed frontal slices from 2 to s .
4. **T-inverse:** T-inverse of $\mathcal{J} \in \mathbb{R}^{n \times n \times s}$, denoted by \mathcal{J}^{-1} , is defined as $\mathcal{J} \star \mathcal{J}^{-1} = \mathcal{J}^{-1} \star \mathcal{J} = \mathcal{J}$ (similarly for left and right T-inverse).
5. **T-orthogonal:** A third-order tensor $\mathcal{J} \in \mathbb{R}^{n \times n \times s}$ is called T-orthogonal is $\mathcal{J} \star \mathcal{J}^\top = \mathcal{J}^\top \star \mathcal{J} = \mathcal{J}$.

As a matter of fact, the operations above can be computed through the circulant operation bcirc . For example, the T-inverse can be attained as

$$\mathcal{J}^{-1} := \text{un-bcirc}(\text{bcirc}(\mathcal{J})^{-1}),$$

where un-bcirc denotes the reverse operation of bcirc . With a slight abuse of notation, we use the same superscript for both matrix and T-product-based operations, e.g., matrix transpose and T-transpose are denoted by $(\cdot)^\top$.

Notably, eigenvalue decomposition and singular value decomposition can be defined for third-order tensors in a similar manner as matrices through the T-product [3, 13].

Definition 2 (T-eigenvalue decomposition). The T-eigen-value decomposition of a third-order tensor $\mathcal{J} \in \mathbb{R}^{n \times n \times s}$ is defined as

$$\mathcal{J} = \mathcal{U} \star \mathcal{D} \star \mathcal{U}^{-1}, \quad (2)$$

where $\mathcal{U} \in \mathbb{R}^{n \times n \times s}$ and $\mathcal{D} \in \mathbb{R}^{n \times n \times s}$ is T-diagonal such that $\mathcal{D}_{jjj} \in \mathbb{R}^s$ are referred to the eigentuples of \mathcal{J} .

The T-eigenvalue decomposition can be computed using circulant operation bcirc and matrix eigenvalue decomposition. However, employing the discrete Fourier transform can significantly expedite the process. In particular, a circulant matrix can be block diagonalized via left and right multiplication by a block diagonal discrete Fourier transform matrix. The Fourier transform $\mathcal{F}\{\text{bcirc}(\mathcal{J})\}$ is defined as

$$\begin{aligned} \mathcal{F}\{\text{bcirc}(\mathcal{J})\} &= (\mathbf{F}_n \otimes \mathbf{I}) \text{bcirc}(\mathcal{J}) (\mathbf{F}_n \otimes \mathbf{I})^\top \\ &= \begin{bmatrix} \mathbf{T}_1 & \mathbf{0} & \cdots & \mathbf{0} \\ \mathbf{0} & \mathbf{T}_2 & \cdots & \mathbf{0} \\ \vdots & \vdots & \ddots & \vdots \\ \mathbf{0} & \mathbf{0} & \cdots & \mathbf{T}_s \end{bmatrix}, \end{aligned}$$

where $\mathbf{F}_n \in \mathbb{R}^{n \times n}$ is the discrete Fourier transform matrix defined as

$$\mathbf{F}_n = \frac{1}{\sqrt{n}} \begin{bmatrix} 1 & 1 & 1 & \cdots & 1 \\ 1 & \omega & \omega^2 & \cdots & \omega^{n-1} \\ \vdots & \vdots & \vdots & \ddots & \vdots \\ 1 & \omega^{n-1} & \omega^{2(n-1)} & \cdots & \omega^{(n-1)^2} \end{bmatrix},$$

with $\omega = \exp\{\frac{-2\pi i}{n}\}$ (note that i denotes the imaginary number here), and \otimes denotes the Kronecker product. Hence, the T-eigenvalue decomposition of \mathcal{T} can be constructed through the eigenvalue decompositions of \mathbf{T}_j . Given that $\mathbf{T}_j = \mathbf{U}_j \mathbf{D}_j \mathbf{U}_j^{-1}$, \mathcal{U} can be recovered by

$$\text{bcirc}(\mathcal{U}) = (\mathbf{F}_n \otimes \mathbf{I})^* \text{blkdiag}(\mathbf{U}_1, \dots, \mathbf{U}_s) (\mathbf{F}_n \otimes \mathbf{I}),$$

where operation `blkdiag` denotes the MATLAB block diagonal function, and the superscript $[\cdot]^*$ denotes the conjugate transpose. The T-diagonal tensor \mathcal{D} can be obtained in a similar manner.

Definition 3 (T-singular value decomposition). *T-singular value decomposition (T-SVD) of a third-order tensor $\mathcal{T} \in \mathbb{R}^{n \times m \times s}$ is defined as*

$$\mathcal{T} = \mathcal{U} \star \mathcal{S} \star \mathcal{V}^\top, \quad (3)$$

where $\mathcal{U} \in \mathbb{R}^{n \times n \times s}$ and $\mathcal{V} \in \mathbb{R}^{m \times m \times s}$ are T-orthogonal, and $\mathcal{S} \in \mathbb{R}^{n \times m \times s}$ is a T-(rectangle) diagonal tensor such that $\mathcal{S}_{jj} \in \mathbb{R}^s$ are referred to the singular tuples of \mathcal{T} .

The T-singular value decomposition can be computed analogously by applying the Fourier transform $\mathcal{F}\{\text{bcirc}(\mathcal{T})\}$ and then performing singular value decomposition on the block diagonal matrices \mathbf{T}_j . We will show that both T-eigenvalue decomposition and T-singular value decomposition play critical roles in the data-driven analysis of TPDSs.

3 Data-driven Analysis of TPDSs

We are now positioned to conduct data-driven analysis of TPDSs, which are generally expressed in the form of

$$\mathcal{X}(t+1) = \mathcal{A} \star \mathcal{X}(t), \quad (4)$$

with $\mathcal{A} \in \mathbb{R}^{n \times n \times r}$ represents the state transition tensor, and $\mathcal{X}(t) \in \mathbb{R}^{n \times h \times r}$ denotes the state. Significantly, the TPDS (4) can be transformed into LTI systems using `bcirc` and `unfold`, resulting in two linear representations, i.e.,

$$\begin{aligned} \text{unfold}(\mathcal{X}(t+1)) &= \text{bcirc}(\mathcal{A}) \text{unfold}(\mathcal{X}(t)), \\ \text{bcirc}(\mathcal{X}(t+1)) &= \text{bcirc}(\mathcal{A}) \text{bcirc}(\mathcal{X}(t)). \end{aligned}$$

As a result, data-driven analysis techniques from LTI systems can be effectively extended to TPDSs.

Assume the state data tensors by concatenating are collected at the second mode, i.e.,

$$\begin{aligned} \mathcal{X}_0 &= [\mathcal{X}(0) \quad \mathcal{X}(1) \quad \cdots \quad \mathcal{X}(l-1)] \in \mathbb{R}^{n \times lh \times r}, \\ \mathcal{X}_1 &= [\mathcal{X}(1) \quad \mathcal{X}(2) \quad \cdots \quad \mathcal{X}(l)] \in \mathbb{R}^{n \times lh \times r}. \end{aligned}$$

While the unfolded linear representations are useful for studying the data-driven analysis of TPDSs, the full computational benefits are achieved by leveraging the properties of the T-product. In the following, we first examine the data informativity of TPDSs with respect to system identification, stability, controllability, and stabilizability. The efficiency of T-product-based computations in expressing these conditions is also illustrated, along with numerical examples.

3.1 System Identification

The data informativity for system identification of TPDSs involves determining the conditions under which the state transition tensor \mathcal{A} can be uniquely identified.

Definition 4 (System identification). *We say the data $(\mathcal{X}_0, \mathcal{X}_1)$ are informative for system identification if the state transition tensor \mathcal{A} can be uniquely identified.*

Proposition 1. *The data $(\mathcal{X}_0, \mathcal{X}_1)$ are informative for system identification if and only if the rank of $\text{bcirc}(\mathcal{X}_0)$ is equal to nr .*

Proof. Substituting data $(\mathcal{X}_0, \mathcal{X}_1)$ into the TPDS (4) gives $\mathcal{X}_1 = \mathcal{A} \star \mathcal{X}_0$. Due to the properties of block circulant matrix operation, it follows that

$$\text{bcirc}(\mathcal{A}) = \text{bcirc}(\mathcal{X}_1)\text{bcirc}(\mathcal{X}_0)^\dagger.$$

According to linear matrix theory, $\text{bcirc}(\mathcal{A})$ can be uniquely determined if and only if $\text{bcirc}(\mathcal{X}_0)$ has full row rank, i.e., nr . The result thus follows immediately. \square

We choose to use the second linear representation because the rank of $\text{bcirc}(\mathcal{X}_0)$ can be determined through T-product-based computations. Specifically, we can leverage the T-SVD of \mathcal{X}_0 and the associated block diagonal matrices in the Fourier domain.

Corollary 1. *The data $(\mathcal{X}_0, \mathcal{X}_1)$ are informative for system identification if and only if the singular tuples of \mathcal{X}_0 in the Fourier domain contain non-zero entries.*

Proof. Based on the finding in [16], the singular values of $\text{bcirc}(\mathcal{X}_0)$ are the union of elements from the singular tuples of \mathcal{X}_0 in the Fourier domain. According to linear matrix theory, the rank of $\text{bcirc}(\mathcal{X}_0)$ is determined by the number of its non-zero singular values. Therefore, the result follows from Proposition 1. \square

Corollary 2. *The data $(\mathcal{X}_0, \mathcal{X}_1)$ are informative for system identification if and only if the sum of the ranks of the block diagonal matrices of $\mathcal{F}\{\text{bcirc}(\mathcal{X}_0)\}$ is equal to nr .*

Proof. The singular tuples of \mathcal{X}_0 in the Fourier domain can be computed from the SVDs of the block diagonal matrices of $\mathcal{F}\{\text{bcirc}(\mathcal{X}_0)\}$. Therefore, each block diagonal matrix has full rank if and only if the corresponding singular tuples in the Fourier domain contains non-zero entries. The result then follows from Proposition 1. \square

Remark 1. *The time complexity of directly computing the rank of $\text{bcirc}(\mathcal{X}_0)$ is about $\mathcal{O}(n^2r^3lh)$ (assuming $n < lh$). Note that the complexity reduces to $\mathcal{O}(n^2r^2lh)$ by using the first linear representation. On the other hand, both Corollaries 1 and 2 only require $\mathcal{O}(n^2rlh)$ operations for determining the data informativity for system identification of TPDSs. Therefore, T-product-based computations offer computational benefits over the unfolding-based approach.*

3.2 Stability

The data informativity for the stability of TPDSs involves determining whether any state transition tensor \mathcal{A} identified from the data is stable. Specifically, a state transition tensor \mathcal{A} is considered stable if $\text{bcirc}(\mathcal{A})$ is stable, meaning that the eigenvalues of $\text{bcirc}(\mathcal{A})$ lie within the unit circle.

Definition 5 (Stability). *We say the data $(\mathcal{X}_0, \mathcal{X}_1)$ are informative for stability if any state transition tensor \mathcal{A} identified from the data is stable.*

Proposition 2. *The data $(\mathcal{X}_0, \mathcal{X}_1)$ are informative for stability if the following conditions are satisfied.*

- (i) the rank of $\text{bcirc}(\mathcal{X}_0)$ is equal to nr ;

(ii) $\text{bcirc}(\mathcal{X}_1 \star \mathcal{X}_0^\dagger)$ is stable (i.e., its eigenvalues are less than or equal to one) for any right T -inverse \mathcal{X}_0^\dagger ,

Proof. Based on the finding of the data informativity for stability of LTI systems [21], the matrix data $(\text{bcirc}(\mathcal{X}_0), \text{bcirc}(\mathcal{X}_1))$ are informative for stability if and only if the rank of $\text{bcirc}(\mathcal{X}_0)$ is equal to nr and $\text{bcirc}(\mathcal{X}_1)\text{bcirc}(\mathcal{X}_0)^\dagger$ is stable. Additionally, according to the properties of block circulant matrices, it follows that

$$\text{bcirc}(\mathcal{X}_1)\text{bcirc}(\mathcal{X}_0)^\dagger = \text{bcirc}(\mathcal{X}_1 \star \mathcal{X}_0^\dagger).$$

Therefore, the result follows immediately. \square

Similar to LTI systems, the data $(\mathcal{X}_0, \mathcal{X}_1)$ are informative for stability only if the system can be uniquely identified (i.e., the data are informative for system identification). In the following, we exploit the T -eigenvalue decomposition/ T -SVD and the corresponding block diagonal matrices in the Fourier domain to articulate the aforementioned conditions.

Corollary 3. *The data $(\mathcal{X}_0, \mathcal{X}_1)$ are informative for stability if and only if the following conditions:*

- (i) *the singular tuples of \mathcal{X}_0 in the Fourier domain contain non-zero entries;*
- (ii) *the eigentuples of $\mathcal{X}_1 \star \mathcal{X}_0^\dagger$ in the Fourier domain contain entries that are less than or equal to one for any right T -inverse \mathcal{X}_0^\dagger ,*

are satisfied.

Proof. The first condition follows Corollary 1. For the second condition, based on the finding in [16], the eigenvalues of $\text{bcirc}(\mathcal{X}_1 \star \mathcal{X}_0^\dagger)$ are the union of elements from the eigentuples of $\mathcal{X}_1 \star \mathcal{X}_0^\dagger$ in the Fourier domain. Therefore, the result follows from Proposition 2. \square

Corollary 4. *The data $(\mathcal{X}_0, \mathcal{X}_1)$ are informative for stability if and only if the following conditions:*

- (i) *the sum of the ranks of the block diagonal matrices of $\mathcal{F}\{\text{bcirc}(\mathcal{X}_0)\}$ is equal to nr ;*
- (ii) *the block diagonal matrices of $\mathcal{F}\{\text{bcirc}(\mathcal{X}_1 \star \mathcal{X}_0^\dagger)\}$ are stable for any right T -inverse \mathcal{X}_0^\dagger .*

are satisfied.

Proof. The first condition follows Corollary 2. For the second condition, the eigentuples of $\mathcal{X}_1 \star \mathcal{X}_0^\dagger$ in the Fourier domain can be computed from the eigenvalue decomposition of the block diagonal matrices of $\mathcal{F}\{\text{bcirc}(\mathcal{X}_1 \star \mathcal{X}_0^\dagger)\}$. Therefore, each block diagonal matrix is stable if and only if the corresponding eigentuple in the Fourier domain contains non-zero entries. The result follows from Proposition 2. \square

Remark 2. *The time complexity of directly computing the eigenvalues of $\text{bcirc}(\mathcal{X}_1 \star \mathcal{X}_0^\dagger)$ is estimated as $\mathcal{O}(n^3r^3)$. On the contrary, both Corollaries 3 and 4 only involve $\mathcal{O}(n^3r)$ operations for determining the data informativity for stability of TPDSs. Hence, T -product-based computations are advantageous compared to the unfolding-based approach.*

3.3 Controllability & Stabilizability

The data informativity for controllability/stabilizability of TPDSs entails determining the conditions under which any system identified from the data is controllable/stabilizable. First, we introduce the model of TPDSs with control which is defined as

$$\mathcal{X}(t+1) = \mathcal{A} \star \mathcal{X}(t) + \mathcal{B} \star \mathcal{U}(t), \tag{5}$$

where $\mathcal{B} \in \mathbb{R}^{n \times m \times r}$ represents the control matrix, and $\mathcal{U}(t) \in \mathbb{R}^{m \times h \times r}$ denotes the control input. The system (5) is said to be controllable if for any initial state $\mathcal{X}(0)$ and target state $\mathcal{X}(T)$, there exists a

sequence of inputs $\mathcal{U}(t)$ that drives the system from $\mathcal{X}(0)$ to $\mathcal{X}(T)$ [5]. The system (5) is considered stabilizable if there exists a sequence of inputs of the form

$$\mathcal{U}(t) = \mathcal{K} \star \mathcal{X}(t),$$

for $\mathcal{K} \in \mathbb{R}^{m \times n \times r}$, such that the new system $\mathcal{A} + \mathcal{B} \star \mathcal{K}$ is stable. Finally, suppose that the input data is collected as

$$\mathcal{U}_0 = [\mathcal{U}(0) \quad \mathcal{U}(1) \quad \dots \quad \mathcal{U}(l-1)] \in \mathbb{R}^{m \times lh \times r}.$$

The data informativity of controllability and stabilizability for TPDSs can be defined as follows.

Definition 6 (Controllability). *We say data $(\mathcal{U}_0, \mathcal{X}_0, \mathcal{X}_1)$ are informative for controllability if any pair $(\mathcal{A}, \mathcal{B})$ identified by the data is controllable.*

Definition 7 (Stabilizability). *We say data $(\mathcal{U}_0, \mathcal{X}_0, \mathcal{X}_1)$ are informative for stabilizability if any pair $(\mathcal{A}, \mathcal{B})$ identified by the data is stabilizable.*

Proposition 3. *The data $(\mathcal{U}_0, \mathcal{X}_0, \mathcal{X}_1)$ are informative for controllability if and only if the rank of $\text{bcirc}(\mathcal{X}_1 - \lambda \mathcal{X}_0)$ is equal to nr for any $\lambda \in \mathbb{C}$.*

Proof. Based on the finding of the data informativity for controllability of LTI systems [21], the matrix data $(\text{bcirc}(\mathcal{X}_0), \text{bcirc}(\mathcal{X}_1))$ are informative for controllability if and only if the rank of $\text{bcirc}(\mathcal{X}_1) - \lambda \text{bcirc}(\mathcal{X}_0)$ is equal to nr for any $\lambda \in \mathbb{C}$. Moreover, according to the properties of block circulant matrices, it follows that

$$\text{bcirc}(\mathcal{X}_1) - \lambda \text{bcirc}(\mathcal{X}_0) = \text{bcirc}(\mathcal{X}_1 - \lambda \mathcal{X}_0),$$

and the result follows immediately. \square

The following two corollaries can be proven similarly as Corollaries 1 and 2 with T-SVD and block diagonal matrices in the Fourier domain.

Corollary 5. *The data $(\mathcal{X}_0, \mathcal{X}_1)$ are informative for controllability if and only if the singular tuples of $\mathcal{X}_1 - \lambda \mathcal{X}_0$ in the Fourier domain contain non-zero entries for any $\lambda \in \mathbb{C}$.*

Corollary 6. *The data $(\mathcal{X}_0, \mathcal{X}_1)$ are informative for stabilizability if and only if the sum of the ranks of the block diagonal matrices of $\mathcal{F}\{\text{bcirc}(\mathcal{X}_1 - \lambda \mathcal{X}_0)\}$ is equal to nr for any $\lambda \in \mathbb{C}$.*

For the data informativity regarding the stabilizability of TPDSs, an additional condition of $|\lambda| \geq 1$ is required, as established by [21]. Additionally, the computational complexity analysis follows similar principles as those presented in Remark 1.

4 Numerical Examples

We proceed to illustrate our framework with the following numerical experiments. All experiments in this section were conducted on a platform equipped with an M1 Pro CPU and 16GB of memory. The code used for these experiments is available at <https://github.com/dytroshut/TPDSs>.

4.1 System Identification

Identifying the underlying systems from imaging data is critical to extract valuable information, enhance predictive capabilities, and improve overall system performance. In this example, we evaluated our approach for determining the data informativity for system identification of TPDSs by applying Corollary 2. We first randomly generated imaging data $\mathcal{X}(0), \mathcal{X}(1), \dots, \mathcal{X}(l) \in \mathbb{R}^{2 \times 2 \times r}$ and constructed the state data tensor $\mathcal{X}_0 \in \mathbb{R}^{2 \times 2l \times r}$ with $l = 10$ and $r = 2^p$ for $p = 2, 3, \dots, 10$. We then computed the

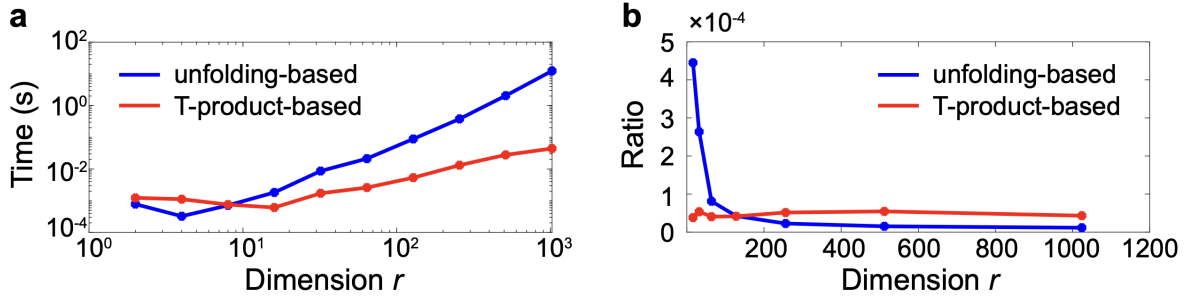


Figure 1: Computational time comparison in determining the data informativity for system identification between the unfolding-based and T-product-based approaches. **a.** Log-log plot of computational time with respect to the dimension of the third mode r . **b.** Ratio of time to the dimension of the third mode r (i.e., time/ r^3 for the unfolding-based approach and time/ r for the T-product-based approach).

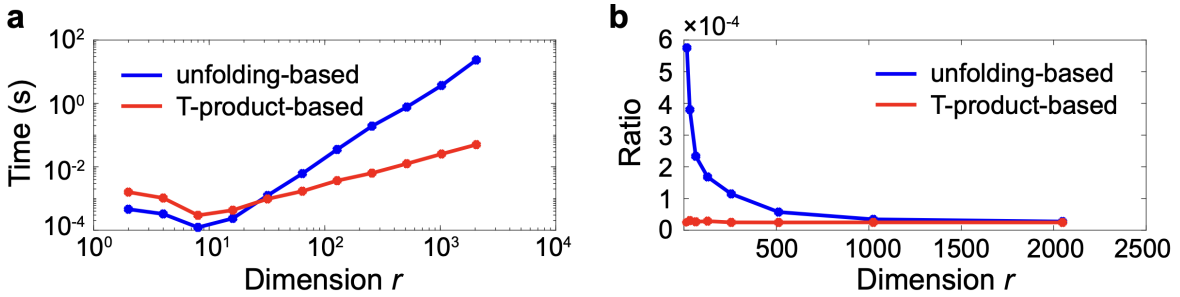


Figure 2: Computational time comparison in determining the data informativity for stability between the unfolding-based and T-product-based approaches. **a.** Log-log plot of computational time with respect to the dimension of the third mode r . **b.** Ratio of time to the dimension of the third mode r (i.e., time/ r^3 for the unfolding-based approach and time/ r for the T-product-based approach).

ranks of all block matrices in $\mathcal{F}\{\text{bcirc}(\mathcal{X}_0)\}$ and compared the efficiency of our approach with Proposition 1 that directly computes the rank of $\text{bcirc}(\mathcal{X}_0)$. The computation time for each rank relative to the corresponding dimension r is shown in Fig. 1a, demonstrating that our approach significantly outperforms the direct rank computation. Fig.1b also shows that our results are consistent with the complexity analysis.

4.2 Stability

Assessing the stability of imaging data is crucial for ensuring that the interpretations and analyses derived from this data are reliable and accurate. In this example, we evaluated our approach for determining the data informativity for stability of TPDSs by applying Corollary 4. We first randomly generated imaging data $\mathcal{X}(0), \mathcal{X}(1), \dots, \mathcal{X}(l) \in \mathbb{R}^{2 \times 2 \times r}$ and constructed the state data tensors $\mathcal{X}_0, \mathcal{X}_1 \in \mathbb{R}^{2 \times 2l \times r}$ with $l = 10$ and $r = 2^p$ for $p = 2, 3, \dots, 11$. After ensuring the first condition, we computed the eigenvalue decompositions of all block matrices in $\mathcal{F}\{\text{bcirc}(\mathcal{X}_1 \star \mathcal{X}_0^\dagger)\}$ and compared the efficiency of our approach with Proposition 2 which directly computes the eigenvalue decomposition of $\text{bcirc}(\mathcal{X}_1 \star \mathcal{X}_0^\dagger)$. As with the first example, the computational time for using Corollary 4 is significantly less than that of the unfolding-based approach as r increases, see Fig. 2a. Moreover, this result is

consistent with our complexity analysis, see Fig. 2b.

4.3 Controllability

Determining controllability from imaging data is essential for optimal control design in disease treatment within the medical field. In this example, we evaluated our approach for determining the data informativity for controllability of TPDSs by applying Corollary 6. We first randomly generated imaging data $\mathcal{X}(0), \mathcal{X}(1), \dots, \mathcal{X}(l) \in \mathbb{R}^{2 \times 2 \times r}$ and constructed the state data tensors $\mathcal{X}_0, \mathcal{X}_1 \in \mathbb{R}^{2 \times 2l \times r}$ with $l = 10$ and $r = 2^p$ for $p = 2, 3, \dots, 9$. We then computed the ranks of all block matrices in $\mathcal{F}\{\text{bcirc}(\mathcal{X}_1 - \lambda\mathcal{X}_0)\}$ and compared the efficiency of our approach with Proposition 3 that directly computes the rank of $\text{bcirc}(\mathcal{X}_1 - \lambda\mathcal{X}_0)$. Here, we used the MATLAB symbolic computation to compute the ranks (i.e., symbolic ranks). As with the first two examples, our approach is significantly faster in determining the data informativity for controllability when r is large compared to the unfolding-based approach, see Fig. 3a. Again, our results align with the complexity analysis, see Fig. 3b.

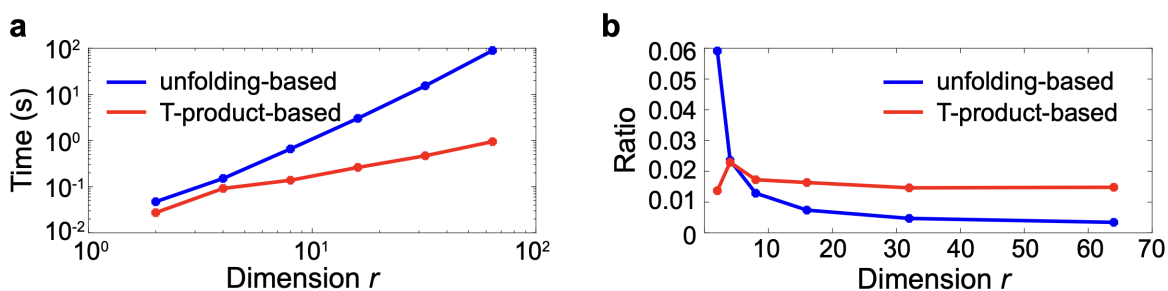


Figure 3: Computational time comparison in determining the data informativity for controllability between the unfolding-based and T-product-based approaches. **a.** Log-log plot of computational time with respect to the dimension of the third mode r . **b.** Ratio of time to the dimension of the third mode r (i.e., time/ r^3 for the unfolding-based approach and time/ r for the T-product-based approach).

5 Conclusion

In this article, we introduced a data-driven analysis framework for TPDSs, where the system evolution is governed by the T-product. We established effective and efficient criteria in determining the data informativity for system identification, stability, controllability, and stabilizability of TPDSs by leveraging the unique properties of the T-product. We further offered detailed complexity analyses for the proposed criteria and verified them with numerical examples. In the future, it will be valuable to explore the data-driven control of TPDSs, e.g., data informativity for state feedback and quadratic regulators. Additionally, applying the data-driven framework of TPDSs to real-world tasks, including image compression and video denoising, is essential.

References

- [1] Salman Ahmadi-Asl, Maame Gyamfua Asante-Mensah, Andrzej Cichocki, Anh Huy Phan, Ivan Oseledets, and Jun Wang. Fast cross tensor approximation for image and video completion. *Signal Processing*, 213:109121, 2023.
- [2] Julian Berberich and Frank Allgöwer. A trajectory-based framework for data-driven system analysis and control. *2020 European Control Conference (ECC)*, pages 1365–1370, 2020.

- [3] Karen Braman. Third-order tensors as linear operators on a space of matrices. *Linear Algebra and its Applications*, 433(7):1241–1253, 2010.
- [4] Shih Yu Chang and Yimin Wei. T-product tensors—part ii: tail bounds for sums of random t-product tensors. *Computational and Applied Mathematics*, 41(3):99, 2022.
- [5] Can Chen. t-product-based dynamical systems. In *Tensor-Based Dynamical Systems: Theory and Applications*, pages 97–106. Springer, 2024.
- [6] Can Chen. Tensor preliminaries. In *Tensor-Based Dynamical Systems: Theory and Applications*, pages 1–24. Springer, 2024.
- [7] Can Chen, Amit Surana, Anthony M Bloch, and Indika Rajapakse. Multilinear control systems theory. *SIAM Journal on Control and Optimization*, 59(1):749–776, 2021.
- [8] Haiming Chen, Jie Chen, Lindsey A Muir, Scott Ronquist, Walter Meixner, Mats Ljungman, Thomas Ried, Stephen Smale, and Indika Rajapakse. Functional organization of the human 4d nucleome. *Proceedings of the National Academy of Sciences*, 112(26):8002–8007, 2015.
- [9] Wenwen Ding, Kai Liu, Evgeny Belyaev, and Fei Cheng. Tensor-based linear dynamical systems for action recognition from 3d skeletons. *Pattern Recognition*, 77:75–86, 2018.
- [10] Kyle Gilman, Davoud Ataee Tarzanagh, and Laura Balzano. Grassmannian optimization for online tensor completion and tracking with the t-svd. *IEEE Transactions on Signal Processing*, 70:2152–2167, 2022.
- [11] Randy C Hoover, Kyle Caudle, and Karen Braman. A new approach to multilinear dynamical systems and control. *arXiv preprint arXiv:2108.13583*, 2021.
- [12] Boris N Khoromskij. *Tensor numerical methods in scientific computing*, volume 19. Walter de Gruyter GmbH & Co KG, 2018.
- [13] Misha E Kilmer, Karen Braman, Ning Hao, and Randy C Hoover. Third-order tensors as operators on matrices: A theoretical and computational framework with applications in imaging. *SIAM Journal on Matrix Analysis and Applications*, 34(1):148–172, 2013.
- [14] Misha E Kilmer and Carla D Martin. Factorization strategies for third-order tensors. *Linear Algebra and its Applications*, 435(3):641–658, 2011.
- [15] Tamara G Kolda and Brett W Bader. Tensor decompositions and applications. *SIAM review*, 51(3):455–500, 2009.
- [16] Kathryn Lund. The tensor t-function: A definition for functions of third-order tensors. *Numerical Linear Algebra with Applications*, 27(3):e2288, 2020.
- [17] Ivan Markovsky and Florian Dörfler. Behavioral systems theory in data-driven analysis, signal processing, and control. *Annual Reviews in Control*, 52:42–64, 2021.
- [18] Stefan Ragnarsson and Charles F Van Loan. Block tensor unfoldings. *SIAM Journal on Matrix Analysis and Applications*, 33(1):149–169, 2012.
- [19] Mark Rogers, Lei Li, and Stuart J Russell. Multilinear dynamical systems for tensor time series. *Advances in Neural Information Processing Systems*, 26, 2013.
- [20] Davoud Ataee Tarzanagh and George Michailidis. Fast randomized algorithms for t-product based tensor operations and decompositions with applications to imaging data. *SIAM Journal on Imaging Sciences*, 11(4):2629–2664, 2018.
- [21] Henk J Van Waarde, Jaap Eising, Harry L Trentelman, and M Kanat Camlibel. Data informativity: A new perspective on data-driven analysis and control. *IEEE Transactions on Automatic Control*, 65(11):4753–4768, 2020.

- [22] Jan C Willems, Paolo Rapisarda, Ivan Markovsky, and Bart LM De Moor. A note on persistency of excitation. *Systems & Control Letters*, 54(4):325–329, 2005.
- [23] Alex H Williams, Tony Hyun Kim, Forea Wang, Saurabh Vyas, Stephen I Ryu, Krishna V Shenoy, Mark Schnitzer, Tamara G Kolda, and Surya Ganguli. Unsupervised discovery of demixed, low-dimensional neural dynamics across multiple timescales through tensor component analysis. *Neuron*, 98(6):1099–1115, 2018.
- [24] Hang-Jin Yang, Yu-Ying Zhao, Jin-Xing Liu, Yu-Xia Lei, Jun-Liang Shang, and Xiang-Zhen Kong. Sparse regularization tensor robust pca based on t-product and its application in cancer genomic data. *2020 IEEE International Conference on Bioinformatics and Biomedicine (BIBM)*, pages 2131–2138, 2020.
- [25] Zemin Zhang and Shuchin Aeron. Exact tensor completion using t-svd. *IEEE Transactions on Signal Processing*, 65(6):1511–1526, 2016.