

A Risk-Averse Just-In-Time Scheme for Learning-Based Operation of Microgrids with Coupled Electricity-Hydrogen-Ammonia under Uncertainties

Longyan Li, *Student Member, IEEE*, Chao Ning, *Senior Member, IEEE*, Guangsheng Pan, *Member, IEEE*, Leiqi Zhang, Wei Gu, *Senior Member, IEEE*, Liang Zhao, Wenli Du, *Senior Member, IEEE*, and Mohammad Shahidehpour, *Life Fellow, IEEE*

Abstract—This paper proposes a Risk-Averse Just-In-Time (RAJIT) operation scheme for Ammonia-Hydrogen-based Micro-Grids (AHMGs) to boost electricity-hydrogen-ammonia coupling under uncertainties. First, an off-grid AHMG model is developed, featuring a novel multi-mode ammonia synthesis process and a hydrogen-ammonia dual gas turbine with tunable feed-in ratios. Subsequently, a state-behavior mapping strategy linking hydrogen storage levels with the operation modes of ammonia synthesis is established to prevent cost-ineffective shutdowns. The proposed model substantially improves operational flexibility but results in a challenging nonlinear fractional program. Based upon this model, a data-driven RAJIT scheme is developed for the real-time rolling optimization of AHMGs. Unlike conventional one-size-fits-all schemes using one optimization method throughout, the data-driven RAJIT intelligently switches between cost-effective deterministic optimization and risk-averse online-learning distributionally robust optimization depending on actual risk profiles, thus capitalizing on the respective strengths of these two optimization methods. To facilitate the solution of the resulting nonlinear program, we develop an equivalent-reformulation-based solution methodology by leveraging a constraint-tightening technique. Numerical simulations demonstrate that the proposed scheme guarantees safety and yields an overall cost reduction up to 14.6% compared with several state-of-the-art methods.

Index Terms—Distributionally robust optimization, electricity-hydrogen-ammonia coupling, microgrid, operation, risk-averse just-in-time.

NOMENCLATURE

A. Sets and Indices

i	Index of operation modes.
\mathbb{B}	Binary set $\{0,1\}$.
t	Index of time.
$j, k/S^N$	Index/set of buses.
$(j, k)/S^L$	Index/set of Lines.

$w/b/p$	Index of WT/battery/HAP.
$s/S^{WT/BT/HAP}$	Index/sets of buses connected with WT/battery/HAP.

B. Parameters

$c^{BT/HS}$	Unit degradation cost of battery/H ₂ storage.
c^c	Unit curtailment cost.
$c^{ess/DGT/elz}$	Unit operation cost of battery/DGT/electrolyzer.
$c_{SU/SD/AD/M}^{HB}$	Start-up/shut-down/adjust/operation cost of HB process.
C_{dz}	Transformation factor of electrolyzer.
\bar{E}^{BT}	Capacity of battery.
$M^{N_2/H_2/NH_3}$	Molar mass of N ₂ /H ₂ /NH ₃ .
\bar{m}^{HS/NH_3}	Capacity of H ₂ /NH ₃ storage.
$m_i^{H_2/D/NH_3/D}$	H ₂ /NH ₃ demand.
N_p	Look-ahead horizon.
$\{P/Q\}_{t(j,k)}^{\max}$	Active/reactive power limit of lines.
$\bar{P}^{BT/HS}$	Maximum power of battery/HB process.
$\bar{P}^{DGT/PSA}$	Capacity of DGT/PSA.
P_{ij}^L	Power load.
$R/X_{(j,k)}$	Resistance/reactance of lines.
$U_j^{\min/\max}$	Minimum/maximum voltage value of buses.
U_0	Voltage reference value.
Δt	Sampling time.
$\delta^{-/+}$	Ramping down/up rates.
$\underline{\eta}^{BT} / \bar{\eta}^{BT}$	Minimum/maximum SOC of battery.
$\eta^{Com/PSA}$	Unit power consumption of compressor/PSA.
$\eta_b^{ch/dch}$	Efficiency of battery charging/discharging.

This work was supported in part by the National Natural Science Foundation of China under Grants 62473256 and 62103264, in part by National Natural Science Foundation of China (Basic Science Center Program: 61988101), and in part by the Open Research Project of the State Key Laboratory of Industrial Control Technology, China (Grant No. ICT2024B71).

L. Li and C. Ning are with Department of Automation, Shanghai Jiao Tong University, Shanghai 200240, China, and Key Laboratory of System Control and Information Processing, Ministry of Education of China, Shanghai 200240, China. (e-mail: lilongyan@sjtu.edu.cn; chao.ning@sjtu.edu.cn).

G. Pan and W. Gu are with the School of Electrical Engineering, Southeast University, Nanjing 210096, China (e-mail: pgspan@163.com; wgu@seu.edu.cn).

L. Zhang is with the Zhejiang Key Laboratory of Distributed Generations and Microgrid Technology, State Grid Zhejiang Electric Power Research Institute, Hangzhou 310014, China. (e-mail: y_delta@163.com).

L. Zhao and W. Du are with Key Laboratory of Smart Manufacturing in Energy Chemical Process, Ministry of Education, East China University of Science and Technology (e-mail: lzhao@ecust.edu.cn; wldu@ecust.edu.cn).

Mohammad Shahidehpour is with the Department of Electrical and Computer Engineering, Illinois Institute of Technology, Chicago, IL 60616 USA (e-mail: ms@iit.edu).

$\eta^{DGT/ HB}$	Efficiency of DGT/HB process.
$\eta^{elz/ PSA/ HB}$	Efficiency of electrolyzer /PSA/HB process.
$\underline{\eta}^{HB} / \overline{\eta}^{HB}$	Minimum/maximum operation range of HB process.
η^{HS}	Constant to divide the H ₂ storage SOC.
θ_i	Power factor of load.
<i>C. Variables</i>	
$c_i^{C/op/de}$	Curtailment/operation/degradation cost.
e_i^{BT}	Battery storage level.
LHV_i	Lower heating value.
$m_i^{H_2GTin/H_2HBin}$	Mass of H ₂ input of DGT/HB process.
m_i^{HB}	NH ₃ production mass of HB process.
m_i^{HS/NH_3}	Hydrogen/ammonia storage level.
$q_i^{H_2in/N_2in}$	Moles of H ₂ /N ₂ input of HB process.
P/Q	Active/reactive power.
$P_i^{ch/dch}$	Charging/discharging power of battery.
P_i^C	Curtailment power.
$P_i^{DGT/HAP/PSA/elz}$	Power of DGT/HAP/PSA/electrolyzer.
P_i^{HB} / P_i^{HB-i}	Total/ <i>i</i> -th mode operation power of HB process.
U_{ij}	Voltage value of buses.
$r_i^{HB/DGT}$	Mixture ratio of HB/DGT.
v_i	Power rate changing indicator of HB.
$\varepsilon_{it}^{HB/HS}$	State indicator of HB process/H ₂ storage.
η_i^{CE}	Combustion efficiency.

I. INTRODUCTION

THE concept of Ammonia-Hydrogen-based Micro-Grids (AHMGs) has gained considerable attention as a compelling solution for the low-carbon transition of energy and industrial sectors [1], [2], [3]. The off-grid AHMG is the game changer for the scale production of green hydrogen (H₂) and green ammonia (NH₃). In off-grid AHMGs, harnessing the coupling effect of electricity, H₂, and NH₃ is of utmost importance for noticeably improving the AHMG operation performance [4], [5]. However, achieving this coupling safely remains a challenge especially in the context of off-grid configurations, primarily due to the uncertainties introduced by loads and renewable energy sources.

The operation cost stands as a crucial target of the electricity-hydrogen-ammonia coupling in the off-grid AHMG operation [6], [7]. It largely depends on the Haber-Bosch (HB) process, which serves as the fundamental building block of ammonia synthesis yet inherently possesses limited operational flexibility [8], [9]. The authors of [10] considered NH₃ to be produced at the rated power of the HB process only when H₂ storage exceeded a predetermined threshold, resulting in significant renewable energy curtailment costs. Departing from the operation at rated power, an increasing number of studies have incorporated flexible operation of the HB process with various load ranges, spanning from 20% to 100%, with a ramping rate of 20% [11], [12], [13], [14]. Considering the actual reactor

stages, a three-bed model of the HB process was designed for an off-grid AHMG [15]. Moreover, this AHMG included a hydrogen genset and an ammonia genset for power generation. In these studies, the HB process power was determined by the mass of feed-in materials, and a H₂ to nitrogen (N₂) ratio of the feed-in materials was set to be 3:1. A receding-horizon optimization model was developed to optimally schedule dispatch for an AHMG [12], and the power of the HB process was restricted to changing no more than once every four hours. An AHMG was optimally scheduled in accordance with electricity prices [13], revealing enhanced electricity-hydrogen-ammonia coupling indicated by a cost saving of up to 26.17%. Based on the steady-state operation model of the HB process, the authors of [16] further proposed a dynamic regulation process model, making the AHMG more practically applicable and economically profitable.

In addition to operation costs, the operational safety of off-grid AHMGs under uncertainty is also an important aspect. The imperfect forecast of intermittent renewable resources and loads brings about uncertainty, leading to constraint violations that jeopardize operational safety [17], [18], [19]. Based on the treatment of the uncertainty, the existing methods for the off-grid AHMG operation can be categorized into two distinct groups, namely deterministic methods and uncertainty-aware methods [20], [21]. Deterministic optimization methods are typically cost-effective yet fail to explicitly account for uncertainties [22], [23]. Uncertainty-aware methods include stochastic optimization, robust optimization, and Distributionally Robust Optimization (DRO). An optimal daily operation framework based on stochastic optimization for an AHMG was developed in [24]. In reference [25], a robust design methodology is applied for the AHMG. DRO achieves a less conservative solution than robust optimization, by taking advantage of an ambiguity set comprising all possible probability distributions of uncertainty data [26], [27], [28].

The existing literature exhibits a growing interest in the off-grid AHMGs. However, there are several research gaps regarding its real-time operation. First, prior studies tend to overlook the electricity-hydrogen-ammonia coupling in critical devices when they model off-grid AHMGs. Specifically, the existing literature only centered on the steady-state operation of the HB process with a fixed feed-in ratio and adopted an oversimplified power consumption efficiency. Moreover, the utilization of Dual-fuel Gas Turbines (DGT) in AHMGs has been neglected, not to mention its underlying coupling effect. The DGT employs a dual fuel of H₂ and NH₃ to generate electricity, and therefore it enjoys better combustion performance in terms of safety and efficiency compared with single-fuel gas turbines [29]. Moreover, the tunable feed-in ratio of the DGT strengthens the electricity-hydrogen-ammonia coupling from a power-supply perspective.

Second, the prevailing literature concerning the AHMG operation typically implements one-size-fits-all scheme, which adheres to one single real-time operation method, either deterministic or uncertainty-aware optimization. However, the actual risk profile of the off-grid AHMG changes over time, so being either risk-agnostic or risk-averse throughout the whole

operation horizon is unnecessary or even counterproductive. In specific, the deterministic method suffers from safety issues during periods of high-risk profile due to its ignorance of uncertainty. Conversely, uncertainty-aware methods, which account for uncertainty throughout the operation horizon, tend to be over-conservative.

To fill these two research gaps, this paper proposes an RAJIT real-time operation scheme for off-grid AHMGs in the presence of fluctuant renewable power generation and loads. First, we present an AHMG model including a DGT and a multi-mode HB process, for which a state-behavior mapping strategy is developed linking H_2 storage levels with operation modes of the HB processes even during periods of hydrogen scarcity, and strengthens the electricity-hydrogen-ammonia coupling. Second, a data-driven RAJIT scheme is proposed for the real-time operation of off-grid AHMGs. The AHMG operational status is categorized as safe or unsafe according to its actual risk profile. Then, the data-driven RAJIT scheme switches between a deterministic optimization model and an online-learning distributionally robust optimization model accordingly, thereby being risk-averse just when it is necessary. The data-driven RAJIT leverages the strengths of both optimization methods, leading to favorable outcomes in both safety and economics. Note that the data-driven RAJIT operation scheme is a rolling optimization which is general enough to be employed with deterministic optimization and any data-driven risk-averse operation methods (i.e., the moment-based DRO, the Wasserstein-based DRO, etc.). Without loss of generality, the Online-Learning Distributionally Robust Optimization (OL-DRO) with a learning-informed ambiguity set is implemented. This ambiguity set accurately captures fine-grained characteristics of the uncertainty data based on a Dirichlet process mixture model. Thirdly, the off-grid AHMGs optimization problem is an intractable Mixed-Integer Nonlinear Fractional Programming (MINLFP). To address this problem, we develop an equivalent-reformulation-based solution methodology in light of the Glover's linearization and constraint-tightening techniques.

The main contributions are summarized as follows.

- A data-driven RAJIT operation scheme is proposed for the off-grid AHMG that applies the just-in-time strategy to hedge against risk. To the best of our knowledge, AHMG scheme is proposed, for the first time in the literature, that strategically integrates two optimization models to achieve favorable outcomes in both operation safety and economics.
- The flexible DGTs and HB processes are proposed for the off-grid AHMG model to boost the electricity-hydrogen-ammonia coupling. On this basis, the novel state-behavior mapping strategy is developed considering the practical coordination between hydrogen storage and ammonia synthesis.
- Considering the proposed constraint-tightening technique, a tailored solution methodology is developed to address the challenges of solving the resulting MINLFP.

The rest of this article is organized as follows. Section II introduces the model formulation. Section III describes the proposed data-driven RAJIT operation scheme. The solution

methodology is presented in Section IV. Section V provides case studies. The conclusion is given in Section VI.

II. SYSTEM DESCRIPTION AND MODEL FORMULATION

In this section, we begin by providing an overview of the structure of an off-grid AHMG. Then, the mathematical models of each part within the off-grid AHMG are presented in Sections II.A-II.C. Lastly, based on the model of H_2 storage and an HB process, the state-behavior mapping strategy is formulated in Section II.D.

As illustrated in Fig. 1, the off-grid AHMG includes Hydrogen-Ammonia Plants (HAPs), renewable energy sources, and battery systems. These components are interconnected through a Power Distribution Network (PDN). The HAP incorporates an electrolyzer, a Pressure Swing Adsorption (PSA), an HB process, gas storage systems, and a DGT. The DGT utilizes a mixture of NH_3 and H_2 as the dual fuel. The dual fuel is burned in the combustion chamber to drive a gas turbine for electricity generation [30]. The HB process is an electro-powered chemical reaction process that mixes H_2 and N_2 to produce NH_3 . The whole HB process consists of a mixture and compression module, a reactor, and a separator. Battery is implemented to balance the short-term uncertainties stemming from the forecast errors of renewable energy generation and load [31]. In this section, subscripts of the HAP, battery, and renewable energy are omitted for notational brevity except within the constraints of the PDN.

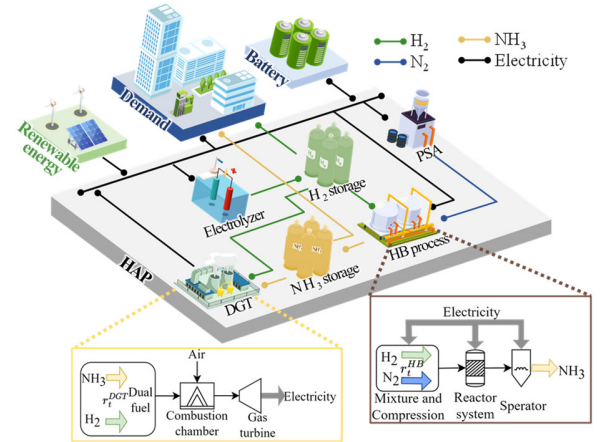


Fig. 1. Structure of an off-grid AHMG.

A. HAP

1) Multi-Mode HB Process Modeling

Based on the chemical reaction equilibrium, the material balance is presented in (1). Given that the HB process is energy-intensive, ramp constraints must be enforced, as defined by (2). Eq. (3) restricts that the power of the HB process changes no more than once every τ hours. According to actual operation conditions, the HB process operation is divided into three modes. Each of the operation modes is assigned with a binary identifier ε_{it}^{HB} , which is defined in (4). The total power load is determined by (5). The molar ratio of the feed-in materials is provided in (6).

$$m_t^{HB} = m_t^{H_2HBin} M^{NH_3} q^{NH_3in} (M^{H_2} q^{H_2in})^{-1}, \forall t \quad (1)$$

$$v_t \delta^- \bar{P}^{HB} \leq P_t^{HB} - P_{t-1}^{HB} \leq v_t \delta^+ \bar{P}^{HB}, \forall t \quad (2)$$

$$\sum_{t'=\tau}^t v_{t'} \leq 1, v_t \in \mathbb{B}, \forall t \quad (3)$$

$$\sum_{i=1}^3 \varepsilon_{it}^{HB} = 1, \varepsilon_{it}^{HB} \in \mathbb{B}, \forall t \quad (4)$$

$$P_t^{HB} = \sum_{i=1}^3 \varepsilon_{it}^{HB} P_t^{HB-i}, \forall t \quad (5)$$

$$r_t^{HB} = q_t^{H_2^{in}} / q_t^{N_2^{in}}, \forall t \quad (6)$$

In Mode 1, ε_{1t}^{HB} is assigned to be one. The HB reactor operates with a feed-in H₂-to-N₂ molar ratio of 3. The power load of HB in Mode 1 is given in (7). The power load of the HB process comes primarily from the reactor and compressor. The power load of the separator is disregarded because it is a minor portion of the overall power consumption [25]. Constraint (8) presents the power load range of Mode 1.

$$P_t^{HB-1} = \eta^{HB} m_t^{H_2^{HBin}} + \eta^{Com} (m_t^{N_2^{in}} + m_t^{H_2^{HBin}}) \quad (7)$$

$$= \left(M^{N_2} \eta^{Com} (3M^{H_2})^{-1} + \eta^{HB} + \eta^{Com} \right) m_t^{H_2^{HBin}}, \forall t$$

$$\underline{\eta}^{HB} \bar{P}^{HB} \leq P_t^{HB-1} \leq \bar{\eta}^{HB} \bar{P}^{HB}, \forall t \quad (8)$$

In Mode 2, ε_{2t}^{HB} is assigned to be one. The power load of HB in Mode 2 is presented in (9). The feed-in H₂-to-N₂ molar ratio range is enlarged, allowing for values between a constant \underline{r}^{HB} and 3 [32], as presented in (10). With a consistent power load for the HB process, a decrease in the H₂-to-N₂ molar ratio results in a reduction in H₂ intake and NH₃ production. Eq. (11) defines the power range in Mode 2.

$$P_t^{HB-2} = \left(M^{N_2} \eta^{Com} (M^{H_2} r_t^{HB})^{-1} + \eta^{HB} + \eta^{Com} \right) m_t^{H_2^{HBin}}, \forall t \quad (9)$$

$$\underline{r}^{HB} \leq r_t^{HB} < 3, \forall t \quad (10)$$

$$\underline{\eta}^{HB} \bar{P}^{HB} \leq P_t^{HB-2} \leq \bar{\eta}^{HB} \bar{P}^{HB}, \forall t \quad (11)$$

In Mode 3, ε_{3t}^{HB} is assigned to be one. The HB process is off in Mode 3, presented by

$$P_t^{HB-3} = 0, \forall t \quad (12)$$

2) DGT Modeling

The H₂ blending ratio of the dual fuel is a key variable of the DGT, and it is calculated by the mass of H₂ and NH₃, as shown in (13). It is well recognized that the combustion efficiency depends on the component of fuels. Accordingly, the effect of the H₂ molar ratio in the fuel mixture on the combustion performance in the DGT is represented by a fifth-order polynomial in (14), which is adopted from simulations in [29], and a_0 - a_5 are parameters. Eq. (15) restricts the H₂ blending ratio under 60% to avoid combustion instability [29]. Eq. (16) indicates that the unit lower heating value is proportional to the H₂ blending ratio [33], where b_0 - b_1 are parameters. The DGT power generation is a product of gas turbine efficiency, combustion efficiency, lower heating value, and the total mass of the fuel, as shown in (17). The range of DGT power is provided in (18).

$$r_t^{DGT} = \frac{q_t^{H_2^{GTin}}}{q_t^{H_2^{GTin}} + q_t^{NH_3^{GTin}}} = \frac{m_t^{H_2^{GTin}} / M^{H_2}}{m_t^{H_2^{GTin}} / M^{H_2} + m_t^{NH_3^{GTin}} / M^{NH_3}} \quad (13)$$

$$= \frac{M^{NH_3} m_t^{H_2^{GTin}}}{M^{NH_3} m_t^{H_2^{GTin}} + M^{H_2} m_t^{NH_3^{GTin}}}, \forall t$$

$$\eta_t^{CE} = a_5 (r_t^{DGT})^5 + a_4 (r_t^{DGT})^4 + a_3 (r_t^{DGT})^3 \quad (14)$$

$$- a_2 (r_t^{DGT})^2 + a_1 r_t^{DGT} + a_0, \forall t$$

$$0 \leq r_t^{DGT} \leq \bar{r}^{DGT}, \forall t \quad (15)$$

$$LHV_t = b_1 r_t^{DGT} + b_0, \forall t \quad (16)$$

$$P_t^{DGT} = \eta_t^{DGT} \eta_t^{CE} LHV_t (m_t^{H_2^{GTin}} + m_t^{NH_3^{GTin}}), \forall t \quad (17)$$

$$0 \leq P_t^{DGT} \leq \bar{P}^{DGT}, \forall t \quad (18)$$

3) H₂ Storage Modeling

The H₂ storage dynamics is defined in (19). Drawing upon the concept of hysteresis band [34], the feasible range of the H₂ storage State Of Charge (SOC) can be divided into three regions, and each region is represented by a binary indicator ε_{it}^{HS} . A H₂ storage can only work in one region at any given time, as defined in (20). The H₂ storage level is further described in Eqs. (21)-(22).

$$m_{t+1}^{HS} = m_t^{HS} + (\eta^{elz} P_t^{elz} / C_{elz}) \Delta t - m_t^{H_2^{HBin}} - m_t^{H_2^D} - m_t^{H_2^{GTin}}, \forall t \quad (19)$$

$$\sum_{i=1}^3 \varepsilon_{it}^{HS} = 1, \varepsilon_{it}^{HS} \in \mathbb{B}, \forall i = 1, 2, 3, \forall t \quad (20)$$

$$m_t^{HS} = \sum_{i=1}^3 m_{it}^{HS}, \forall t \quad (21)$$

$$\varepsilon_{it}^{HS} \eta_t^{HS} \bar{m}^{HS} < m_{it}^{HS} \leq \varepsilon_{it}^{HS} \eta_t^{HS} \bar{m}^{HS}, \forall t \quad (22)$$

4) Other Constraints of the HAP

Eqs. (23)-(24) indicate the dynamics and limitations of NH₃ storage, respectively. The load of PSA and HAP are calculated by Eqs. (25)-(26), respectively. The power range of PSA and electrolyzer are shown in Eqs. (27)-(28), respectively.

$$m_{t+1}^{NH_3} = m_t^{NH_3} + m_t^{HB} - m_t^{NH_3^{GTin}} - m_t^{NH_3^D}, \forall t \quad (23)$$

$$0 \leq m_t^{NH_3} \leq \bar{m}_t^{NH_3}, \forall t \quad (24)$$

$$P_t^{PSA} = \eta_t^{PSA} m_t^{N_2^{in}}, \forall t \quad (25)$$

$$P_t^{HAP} = P_t^{elz} + P_t^{HB} + P_t^{PSA} - P_t^{DGT}, \forall t \quad (26)$$

$$0 \leq P_t^{PSA} \leq \bar{P}^{PSA}, \forall t \quad (27)$$

$$0 \leq P_t^{elz} \leq \bar{P}^{elz}, \forall t \quad (28)$$

B. Battery

Eq. (29) presents the battery dynamics. The battery charging and discharging powers are constrained by (30)-(31), respectively. The battery cannot be charged and discharged at the same time, as enforced by (32). The storage level constraints are presented in (33).

$$e_{t+1}^{BT} = e_t^{BT} + \Delta t \eta_b^{ch} P_t^{ch} - \Delta t P_t^{dch} / \eta_b^{dch}, \forall t \quad (29)$$

$$0 \leq P_t^{ch} \leq \varepsilon_t^{ch} \bar{P}^{BT}, \forall t \quad (30)$$

$$0 \leq P_t^{dch} \leq \varepsilon_t^{dch} \bar{P}^{BT}, \forall t \quad (31)$$

$$\varepsilon_t^{ch} + \varepsilon_t^{dch} \leq 1, \varepsilon_t^{ch}, \varepsilon_t^{dch} \in \mathbb{B}, \forall t \quad (32)$$

$$\underline{\eta}^{HS} \bar{E}^{BT} \leq e_t^{BT} + \Delta t \eta_b^{ch} P_t^{ch} - \Delta t P_t^{dch} / \eta_b^{dch} \leq \bar{\eta}^{HS} \bar{E}^{BT}, \forall t \quad (33)$$

C. Power Distribution Network

The PDN in the off-grid AHMG must adhere to power balance constraints known as the linearized DistFlow model , as presented in Eqs. (34)-(38).

$$\sum_{(i,j) \in S^L} \{\}_{t(i,j)}^{line} + \sum_{w \in S^{WT}} s_{jw}^{WT} \{\}_{tw}^{WT} + \sum_{b \in S^{BT}} s_{jb}^{BT} \{\}_{tb}^{BT} = \sum_{(j,k) \in S^L} \{\}_{t(j,k)}^{line} + \sum_{p \in S^{HAP}} s_{jp}^{HAP} \{\}_{tp}^{HAP} + \{\}_{ij}^L - \{\}_{ij}^C, \forall t \quad (34)$$

$$U_{ij} - U_{tk} = (R_{(j,k)} P_{(j,k)}^{line} + X_{(j,k)} Q_{(j,k)}^{line}) / U_0, \forall t, j, k \quad (35)$$

$$-\{\}_{t(j,k)}^{\max} \leq \{\}_{t(j,k)}^{line} \leq \{\}_{t(j,k)}^{\max}, \{\}_{t(j,k)} = P, Q, \forall t, (j, k) \quad (36)$$

$$U_j^{\min} \leq U_{ij} \leq U_j^{\max}, \forall t, j \quad (37)$$

$$Q_{ij}^L = P_{ij}^L \tan(\cos^{-1} \theta_j), \forall t, j \quad (38)$$

D. State-Behavior Mapping Strategy

The H_2 for ammonia synthesis is obtained from H_2 storage, so it is reasonable to determine the operation mode of the HB process according to the H_2 storage level. Given this observation, a novel state-behavior mapping strategy is proposed and illustrated in Fig. 2, regarding the SOC of H_2 storage and the behavior (operation mode) of the HB process. When the H_2 storage SOC is situated in $[\eta_1^{HS}, \eta_2^{HS}]$, which is a region near the lower bound, the HB process is forced to shut down (from Mode 2 to Mode 3) for safety concerns. Note that sudden shutdowns due to the over-low H_2 storage level have damaging impacts on the reactor and catalysts, leading to a reduction in the lifespan. When the SOC of H_2 storage is in $[\eta_2^{HS}, \eta_3^{HS}]$, the HB process can be in all three operation modes. It can also switch between Mode 1 and Mode 2 freely. When the SOC of H_2 storage is in $[\eta_3^{HS}, \eta_4^{HS}]$, signifying the abundance of H_2 , the HB process can be in either Mode 1 or in Mode 3. The above mapping strategy is formulated in Eq. (39). The start-up and the shutdown of the HB process are restricted by Eqs. (40)-(41), respectively.

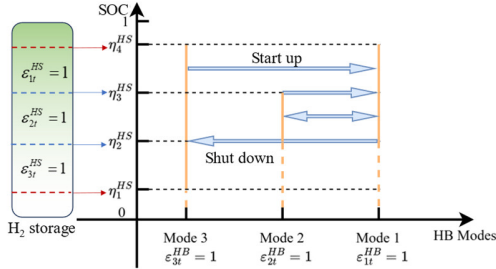


Fig. 2. The state-behavior mapping strategy. The blue arrows indicate the possible transitions between modes.

$$\begin{aligned} \mathcal{E}_{1t}^{HS} = 1 &\Rightarrow \mathcal{E}_{1t}^{HB} + \mathcal{E}_{3t}^{HB} = 1, \forall t \\ \mathcal{E}_{2t}^{HS} = 1 &\Rightarrow \mathcal{E}_{1t}^{HB} + \mathcal{E}_{2t}^{HB} + \mathcal{E}_{3t}^{HB} = 1, \forall t \end{aligned} \quad (39)$$

$$\begin{aligned} \mathcal{E}_{3t}^{HS} = 1 &\Rightarrow \mathcal{E}_{3t}^{HB} = 1, \forall t \\ \mathcal{E}_{1t}^{HS} = 1, \mathcal{E}_{3t}^{HB} = 1 &\Rightarrow \mathcal{E}_{1(t+1)}^{HB} = 1, \forall t \end{aligned} \quad (40)$$

$$\mathcal{E}_{1t}^{HB} = 1 \text{ or } \mathcal{E}_{2t}^{HB} = 1 \Rightarrow \mathcal{E}_{3(t+1)}^{HB} = 1, \forall t \quad (41)$$

III. MATHEMATICAL FORMULATION OF RAJIT OPERATION SCHEME

In this section, the proposed RAJIT operation scheme is presented based on the off-grid AHMG model formulated in Section II. The schematic diagram is illustrated in Fig. 3. Uncertainty data are continuously collected into an online dataset and then used to update a learning-informed ambiguity set. An indicator named *flag* is employed to track the actual risk profile of the off-grid AHMG. Then, the data-driven RAJIT switches the optimization strategy between the deterministic optimization and the OL-DRO according to the value of *flag*, ensuring a just-in-time response to the actual risk profile.

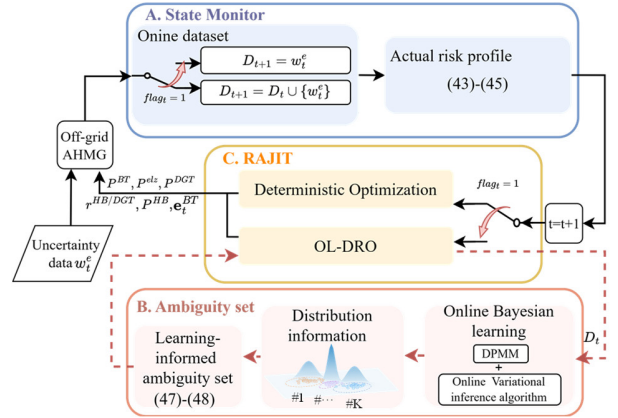


Fig. 3. Schematic diagram of the proposed RAJIT operation scheme.

A. State Monitor

The state monitor updates the online dataset and captures the actual risk profile. An indicator *flag* is employed to denote the current system status. The indicator *flag* serves a dual purpose. It determines the update of the online dataset, and it is instrumental in deciding the switch of optimization methods.

1) Update Online Dataset

The online dataset \mathcal{D}_t is retained for the OL-DRO, and is updated after a new uncertainty data w_t^e is collected. A *flag_t* value of 1 signifies that the underlying information in the current online dataset has been captured by the online Bayesian learning, and is subsequently incorporated into the learning-informed ambiguity set. Therefore, this dataset is discarded for memory saving, and w_t^e is preserved individually as the new online dataset. Otherwise, the new data is appended to the existing dataset. This update rule is summarized and formulated in (42).

$$\mathcal{D}_0 = \emptyset, \mathcal{D}_{t+1} = \text{flag}_t \cdot \{w_t^e\} + (1 - \text{flag}_t) \cdot \mathcal{D}_t \cup \{w_t^e\}, \forall t \geq 1 \quad (42)$$

2) Update Flag

The indicator *flag* indicates whether the off-grid AHMG is predicted to be unsafe in the following l_{ET} sampling times. The indicator *flag* is defined as follows.

$$\text{flag}_t = \begin{cases} 0, & \text{if } \mathbf{e}_{t|t}^{BT} \in S_t^{\text{safe}}, \forall t \\ 1, & \text{otherwise} \end{cases} \quad (43)$$

where \mathbf{e}_t^{BT} denotes the matrix of l_{ET} -step ahead battery storage level prediction, as defined in (44).

$$\mathbf{e}_t^{BT} = \begin{bmatrix} e_{1,1|t}^{BT} & \cdots & e_{l_{ET}|t}^{BT} \\ \vdots & \ddots & \vdots \\ e_{|S^{BT}|,1|t}^{BT} & \cdots & e_{|S^{BT}|,l_{ET}|t}^{BT} \end{bmatrix}, \forall t \quad (44)$$

On this basis, the safe region S_t^{safe} is further defined by (45).

$$S_t^{safe} = \left\{ \mathbf{e}_t^{BT} \left[\begin{array}{c} \mathbf{I}^{|S^{BT}|} \\ -\mathbf{I}^{|S^{BT}|} \end{array} \right] \mathbf{e}_t^{BT} \leq \left[\begin{array}{c} \bar{\eta}^{BT} \bar{E}^{BT} \mathbf{1}^{|S^{BT}|,l_{ET}|} \\ -\underline{\eta}^{BT} \bar{E}^{BT} \mathbf{1}^{|S^{BT}|,l_{ET}|} \end{array} \right] \right\} \ominus \left(\bigoplus_{i=1}^{|S^{BT}|} \eta_b^{ch} \left[\mathbf{1} \right]^T \mathbb{W}^e \right) \quad (45)$$

where $\mathbf{1}$ and \mathbf{I} are the full one matrix and the identity matrix, respectively. \bigoplus and \ominus are the Minkowski set addition and the Pontryagin set difference, respectively. $\mathbb{W}^e = \{w | E_m w \leq f_m\}$ is the support set of uncertainty data.

B. Learning-Informed Ambiguity Set

To automatically capture the underlying structure of the uncertainty data distribution from the online dataset, we employ a nonparametric Bayesian model known as the Dirichlet Process Mixture Model. It is described below, employing a widely used stick-breaking representation of the Dirichlet process.

$$G = \sum_{k=1}^{\infty} \pi_k \delta_{\theta_k}, \quad \pi_k = V_k \prod_{i=1}^{k-1} (1 - V_i) \quad (46)$$

$$V_i \sim \text{Beta}(1, \alpha), \quad w_i^e | \zeta_i \sim F(\theta_{\zeta_i})$$

where α is a scaling parameter. ζ_i denotes a latent variable of the i -th uncertainty data, indicating that this data belongs to the ζ_i -th mixture component. θ_{ζ_i} denotes a set of data distribution parameters of the ζ_i -th component. V_i is the proportion of a broken stick from the remaining stick, following a Beta distribution. $F(\cdot)$ is the Gaussian distribution.

In this study, we employ an online variational inference algorithm to approximate the conditional distribution of latent variables with observed data [35], [36]. This algorithm iterates between a model-building phase and a memory compression phase [37]. The online variational inference result gives the local distribution information of the uncertainty data. Accordingly, we formulate the learning-informed ambiguity set \mathcal{P} as a weighted Minkowski sum of K basic ambiguity sets, as presented in (47)-(48).

$$\mathcal{P} = \sum_{i=1}^K \gamma_i \mathcal{P}_i (\mathbb{W}^e, \mu_i, \Sigma_i) \quad (47)$$

$$\mathcal{P}_i (\mathbb{W}^e, \mu_i, \Sigma_i) = \left\{ \theta \in \mathcal{M}_+ \left[\begin{array}{l} \int_{\mathbb{W}^e} \theta(d\xi) = 1, \int_{\mathbb{W}^e} \xi \cdot \theta(d\xi) = \mu_i \\ \int_{\mathbb{W}^e} \theta \theta^T(d\xi) \leq \Sigma_i + \mu_i \cdot (\mu_i)^T \end{array} \right] \right\} \quad (48)$$

where γ_i , μ_i , and Σ_i are the weight, the mean and the covariance of the i -th component, respectively.

The learning-informed ambiguity set is able to update according to the *flag*. Moreover, it learns the fine-grained local information (moment information and Wasserstein ball) of the uncertainty data from the online dataset automatically, and therefore it outperforms existing DRO methods.

C. Data-Driven RAJIT Optimization Problem

Based on the learning-informed ambiguity set, we present the formulation of the data-driven RAJIT. It includes two problems, namely deterministic optimization and OL-DRO. If *flag*=1, the operation safety is the primary concern. Therefore, it is imperative for the off-grid AHMG to switch the optimization strategy to the OL-DRO to be risk-averse. Otherwise, the off-grid AHMG switches back to deterministic optimization for cost-saving.

In the RAJIT operation scheme, the deterministic optimization problem is summarized as follows.

$$\min J_t = \sum_{l=0}^{N_s-1} \left\{ \underbrace{\Delta t \sum_{i \in \Omega_b} c^C P_{i,l|t}^C}_{C_{l|t}^C} + \Delta t \left(c^{BT} e_{l|t}^{BT} + c^{HS} m_{l|t}^{HS} \right) \right. \quad (49)$$

$$\left. + \Delta t \left(c^{ess} \sum_{i=1}^{|S^{BT}|} (P_i^{ch} + P_i^{dch}) + c^{DGT} P_{l,i}^{DGT} + c^{elz} P_{l|t}^{elz} + c_M^{HB} P_{l+1|t}^{HB} \right) \right.$$

$$\left. + \underbrace{c_{AD}^{HB} V_{l|t} + c_{SU}^{HB} \left(\varepsilon_{2,l|t}^{HB} \varepsilon_{1,l+1|t}^{HB} \right) + c_{SD}^{HB} \left(\varepsilon_{2,l+1|t}^{HB} \varepsilon_{1,l|t}^{HB} \right)}_{C_{l|t}^{op}} \right\}$$

s.t. (1)-(41)

where $l|t$ denotes the l -step ahead from the sampling time t .

The OL-DRO problem is the same as the deterministic optimization problem, except that the hard constraint (33) on battery storage level is replaced by the following risk-averse Distributionally Robust Conditional-Value-at-Risk (DR-CVaR) constrains [38], because the battery is assumed to be the controllable device that absorbs the uncertainty..

$$\sup_{\mathbb{P} \in \mathcal{P}} \mathbb{P}\text{-CVaR}_\varepsilon \left(\begin{array}{l} e_t^{BT} + \Delta t \eta_b^{ch} P_t^{ch} - \Delta t P_t^{dch} / \eta_b^{dch} \\ + w_t^e - \bar{\eta}^{HS} \bar{E}^{BT} \end{array} \right) \leq 0, \forall t \quad (50)$$

$$\sup_{\mathbb{P} \in \mathcal{P}} \mathbb{P}\text{-CVaR}_\varepsilon \left(\begin{array}{l} \underline{\eta}^{HS} \bar{E}^{BT} - e_t^{ch} - \Delta t \eta_b^{ch} P_t^{BT} + \\ \Delta t P_t^{dch} / \eta_b^{dch} - w_t^e \end{array} \right) \leq 0, \forall t \quad (51)$$

By leveraging the proposed RAJIT scheme, the off-grid AHMG intelligently switches the real-time optimization strategy just in time between risk-agnostic deterministic optimization and risk-averse OL-DRO according to its actual risk profile. Therefore, the strengths of both optimization methods are fully harnessed, yielding favorable operation performance in terms of both safety and economics.

IV. PROPOSED SOLUTION METHODOLOGY

There are two challenges when solving the formulated data-driven RAJIT problem. First, the problem is an intractable MINLFP because of the nonlinear constraints in the off-grid AHMG model. Therefore, reformulation techniques are introduced in Sections IV.A-C. Second, the learning-informed ambiguity in the DR-CVaR constraints poses a computational challenge. To address this problem, a constraint-tightening technique is developed in Section IV.D.

A. Linearization of Multi-Mode HB Process

Eq. (5) is nonlinear due to the product terms of binary variables and continuous variables. These terms are linearized using the Glover's method, presented by (52).

$$P_t^{HB-i} - M(1 - \varepsilon_u^{HB}) \leq P_t^{HB} \leq P_t^{HB-i} + M(1 - \varepsilon_u^{HB}), \forall t, \forall i=1,2,3 \quad (52)$$

B. Linearization of State-Behavior Mapping Strategy

The state-behavior mapping strategy in Eqs. (39)-(41) cannot be directly implemented in the model, so they are linearized as follows.

$$\varepsilon_{1t}^{HS} \leq \varepsilon_{1t}^{HB} + \varepsilon_{3t}^{HB}, \varepsilon_{2t}^{HS} \leq \varepsilon_{1t}^{HB} + \varepsilon_{2t}^{HB} + \varepsilon_{3t}^{HB}, \varepsilon_{3t}^{HS} \leq \varepsilon_{3t}^{HB}, \forall t \quad (53)$$

$$\varepsilon_{1t}^{HS} + \varepsilon_{3t}^{HB} - 1 \leq \varepsilon_{1(t+1)}^{HB}, \forall t \quad (54)$$

$$\varepsilon_{1t}^{HB} + \varepsilon_{2t}^{HB} \leq \varepsilon_{3(t+1)}^{HB}, \forall t \quad (55)$$

C. Reformulation of Fractional Terms and Multilinear Terms

To address the fractional term in Eq. (9), we introduce an auxiliary variable z_t , as defined in Eq. (56). Consequently, Eq. (9) is reformulated as Eq. (57).

$$z_t = 1 / r_t^{HB}, \forall t \quad (56)$$

$$P_t^{HB-2} = \left[\left(z_t M^{N_2} / M^{H_2} + 1 \right) \eta^{Com} + \eta^{HB} \right] m_t^{H_2HBin}, \forall t \quad (57)$$

In addition, the fractional term in (13) causes intractability to the problem. An equivalent bilinear reformulation is obtained with an auxiliary variable m_t :

$$r_t^{DGT} = M^{NH_3} m_t^{H_2GTin}, \forall t \quad (58)$$

$$m_t \left(M^{NH_3} m_t^{H_2GTin} + M^{H_2} m_t^{NH_3GTin} \right) = 1, \forall t \quad (59)$$

Moreover, the multilinear terms in (14) can be equivalently reformulated as multiple bilinear terms. In specific, we use r to represent term r_t^{DGT} . Then, we have $r^5 = r(r^4)$, $r^4 = (r^2)^2$, and $r^3 = r(r^2)$. Define lifted auxiliary variable s and p as follows

$$s = r^2, p = s^2 \quad (60)$$

such that we have

$$r^3 = rs, r^4 = s^2, r^5 = rp. \quad (61)$$

By the above formulations, we derive the equivalent reformulation of (14) below.

$$\eta_t^{CE} = a_3 rp + a_4 s^2 + a_5 rs - a_2 s + a_1 r_t^{DGT} + a_0, \forall t \quad (62)$$

The correspond quadratically constrained program including bilinear terms can be directly solved by off-the-shelf solvers such as GUROBI.

D. Constraint-Tightening Technique

The purpose of the constraint tightening is to equivalently replace the original intractable DR-CVaR constraints with hard-tightened constraints. In specific, DR-CVaR constraints (50)-(51) are ensured if (63) is satisfied.

$$\bar{\mathbf{e}}_t^{BT} \in \left\{ \mathbf{e}_t^{BT} \left[\begin{array}{c} \mathbf{I}^{|S^{BT}|} \\ \mathbf{I}^{|S^{BT}|} \end{array} \right] \mathbf{e}_t^{BT} \leq \left[\begin{array}{c} \bar{\eta}^{BT} \bar{E}^{BT} \mathbf{I}^{|S^{BT}|} \\ -\bar{\eta}^{BT} \bar{E}^{BT} \mathbf{I}^{|S^{BT}|} \end{array} \right] - \boldsymbol{\eta} \right\} \odot \left(\bigoplus_{i=1}^{I-1} \frac{\eta_b^{ch}}{|S^{BT}|} [\mathbf{I}]^{\mathbb{W}^c} \right), \forall t \quad (63)$$

where $\bar{\mathbf{e}}_t^{BT}$ is defined as a nominal battery storage level matrix distinguished from \mathbf{e}_t^{BT} . $\boldsymbol{\eta} \in \mathbb{R}^{2|S^{BT}| \times 1}$ is a vector of constraint tightening terms. Following [35], $\boldsymbol{\eta}$ can be determined online by solving the following problem recursively.

$$\min \eta_j \quad (64)$$

$$\text{s.t. } \inf_{\beta_j \in \mathbb{R}} \left\{ \beta_j + \frac{1}{\mathcal{P}} \sup_{\mathcal{P}} \mathbb{E}_{\mathcal{P}} \left\{ \left[\begin{array}{c} \mathbf{I}^{|S^{BT}|} \\ \mathbf{I}^{|S^{BT}|} \end{array} \right] \mathbf{I}^{|S^{BT}| \times 1} \frac{\eta_b^{ch}}{|S^{BT}|} \mathbf{w}_t^e - \eta_j - \beta_j \right\}^+ \right\} \leq 0$$

where $[\mathbf{x}]_j$ denotes the j -th row of the matrix \mathbf{x} . The inner maximization problem in (64) can be further reformulated into second-order cone constraints in light of duality and Schur complements [35], as given in (65)-(66).

$$\left\| \begin{array}{c} \omega_j + E_m^T \phi_j \\ \Omega_j - t_{ij} + f_m^T \phi_j \end{array} \right\|_2 \leq \Omega_j + t_{ij} - f_m^T \phi_j \quad (65)$$

$$\left\| \begin{array}{c} \omega_j - \left(\frac{\eta_b^{ch}}{|S^{BT}|} \left[\begin{array}{c} \mathbf{I}^{|S^{BT}|} \\ \mathbf{I}^{|S^{BT}|} \end{array} \right] \mathbf{I}^{|S^{BT}| \times 1} \right)^T + E_m^T \phi_j \\ \Omega_j - t_{ij} - \beta_j - \eta_j + f_m^T \phi_j \end{array} \right\|_2 \leq \Omega_j + t_{ij} + \beta_j + \eta_j - f_m^T \phi_j \quad (66)$$

where t_{ij} , ω_{ij} , and Ω_{ij} are dual decision variables for the constraints defining the i -th basic ambiguity set of the j -th DR-CVaR. $\phi_{ij}, \phi_j \geq 0$ are dual decision variables for the constraints in the support set \mathbb{W}^e .

By implementing the above reformulations, the original MINLFP can be recast into an equivalent reformulation which can be directly solved by off-the-shelf solvers.

IV. CASE STUDIES

In this section, the proposed RAJIT operation scheme is implemented on two off-grid AHMG systems, aiming to demonstrate its effectiveness, superiority, and scalability. We begin by conducting numerical comparative cases on a modified IEEE 33-bus system, highlighting the superior performance of the proposed scheme. To further assess the scalability, we employ a modified IEEE 69-bus system. The chance constraint probability confidence level is set as $1-\varepsilon=85\%$, indicating a constraint violation percentage threshold of 15%. A hysteresis bandwidth of 10% is chosen for the hydrogen storage SOC, as implemented in [39].

TABLE I. CASE DESCRIPTION

Case No.	Optimization method	DGT	State-behavior mapping
1	RAJIT+OL-DRO	No	Yes
2	RAJIT+OL-DRO	Yes	No
3	Robust optimization	Yes	Yes
4	Deterministic optimization	Yes	Yes
5	Moment-DRO ^a	Yes	Yes
6	Wasserstein-DRO	Yes	Yes
7	OL-DRO	Yes	Yes
8	RAJIT+Wasserstein-DRO	Yes	Yes
9	RAJIT+OL-DRO	Yes	Yes

a. Using the first- and second-order moment information of the uncertainty data.

Nine case studies are set up and listed in TABLE I. Specifically, Case 1 and Case 9 are designed for comparison to show the effect of the flexible DGT. Case 2 and Case 9 are designed for comparison to clarify the advantages of the state-behavior mapping strategy. Cases 3-7 utilize various state-of-the-art optimization methods. Case 8 and Case 9 employ the proposed data-driven RAJIT with different data-driven DRO methods. Cases 3-9 are established to highlight the superiority of the proposed data-driven RAJIT.

A. The Modified IEEE 33-Bus System

In this subsection, we employ a modified IEEE 33-bus system, as illustrated in Fig. 4. It is equipped with three wind

turbines located at Buses 2, 11, and 28, two battery systems positioned at Buses 5 and 10, and an HAP located at Bus 8.

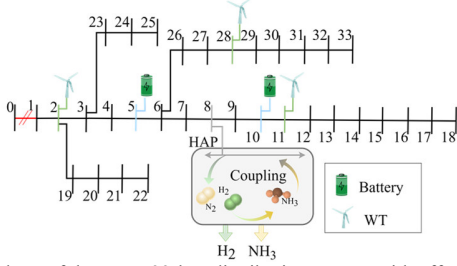


Fig. 4. Topology of the IEEE 33-bus distribution system with off-grid AHMG. The gradient arrows in the HAP indicate multi-energy conversion.

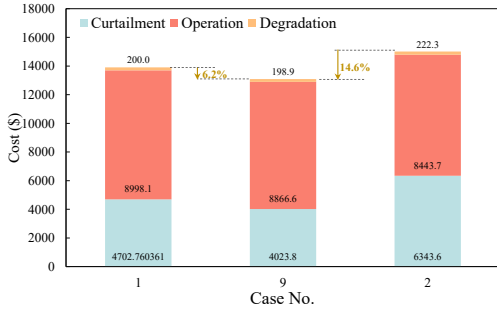


Fig. 5. Waterfall chart for operation cost breakdown under Cases 1, 2, and 9. The yellow arrow indicates the percentage of overall cost reduction.

1) Comparative Analysis on the Effect of DGT

We compare the computational results of Case 1 and Case 9 to assess the performance of the off-grid AHMG with the DGT. In Case 1, a conventional NH_3 -only gas turbine is implemented instead of the DGT, while Case 9 employs the DGT with a flexible H_2 blending ratio. The detailed operation condition of the DGT in Case 9 is present in Fig. 6.

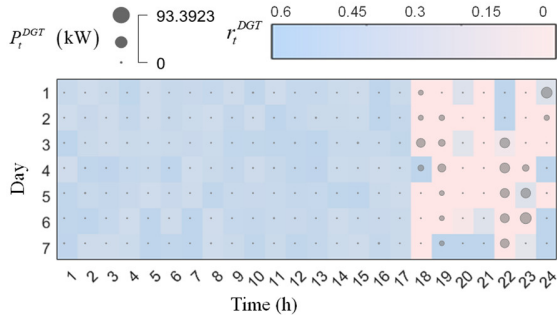


Fig. 6. H_2 blending ratio and power generation of the DGT in Case 9.

As illustrated in Fig. 6, the power generation of DGT is concentratedly high at 18:00-19:00 and 22:00-24:00 every day because these periods are peak hours. Moreover, the H_2 blending ratio diminishes to zero during these periods, reflecting an intentional H_2 stockpile. During periods characterized by lower DGT power generation, such as 1:00-17:00, the H_2 blending ratio surges to as high as 0.6. In contrast to Case 1, where the H_2 blending ratio remains constant at zero, the flexible adjustment of the H_2 blending ratio in Case 9 allows for a more efficient allocation of green H_2 . Consequently, Case 9 achieves an enhanced electricity-hydrogen-ammonia coupling, leading to a 6.2% reduction in overall cost compared to Case 1, as shown in Fig. 5. Specifically, Case 9 achieves a

considerable wind curtailment cost reduction of \$987.7, even though it incurs a higher operation cost of \$456.2.

2) Comparative Analysis on the Effect of Proposed State-Behavior Mapping

We compare the results of Case 2 and Case 9 to showcase the superiority of the state-behavior mapping strategy. In Case 2, we employ the conventional HB process model with a fixed feed-in H_2 -to- N_2 ratio of 3:1 [12], [14]. This leads to merely two operation modes of the HB process, namely on and off. Moreover, the power load of the HB process is assumed to be simply proportional to the amount of feed-in H_2 .

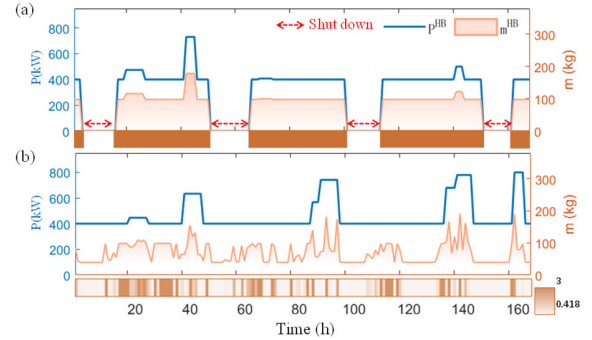


Fig. 7. Results of the HB process of (a). Case 2, (b). Case 9. The area graphs correspond to the right y-axis and the line graphs correspond to the left y-axis. The heat maps under each subplot denote the corresponding feed-in ratio r^{HB} . When the HB process is shut down, there is no feed-in ratio r^{HB} .

We illustrate the operation conditions of the HB process in Case 2 and Case 9 in Fig. 7. In Case 2, the HB process fails to adjust its operation power due to insufficient green H_2 storage, resulting in four undesirable shutdowns at the 5-th, 50-th, 100-th, and 152-th hour, respectively. By contrast, the proposed state-behavior mapping strategy is employed in Case 9. We can see from Fig. 7. (b) that the feed-in H_2 -to- N_2 ratio can be flexibly adjusted ranging from 0.418 to 3 to coordinate the H_2 storage level [32], and therefore avoiding undesirable shutdowns. During periods characterized by low H_2 storage levels and high operation power of the HB process, the feed-in ratio automatically decreases to maintain the continuous operation of the HB process. In terms of the overall cost, Case 9 achieves a lower overall cost than Case 2 by 14.6%, as illustrated in Fig. 5. In specific, the shutdowns of the HB process in Case 2 result in a significant wind energy curtailment cost, amounting to \$6,343.6. Based on the insights gleaned from Fig. 5 and Fig. 7, it becomes evident that the proposed state-behavior mapping strategy presents notable advantages, including the prevention of costly shutdowns and the enhancement of electricity-hydrogen-ammonia coupling.

3) Comparative Analysis on the Effect of Proposed RAJIT Operation Scheme

We conduct a comparative analysis of the results from Cases 3-9 to evaluate the out-of-sample performance of the proposed data-driven RAJIT. We benchmark its performance against state-of-the-art optimization methods, including deterministic optimization, robust optimization, moment-DRO, Wasserstein-DRO, and OL-DRO.

The battery SOC trajectories under the proposed method are depicted in Fig. 8. To facilitate a comprehensive evaluation, we provide a zoom-in view near the lower bound from the 12-*th* hour to the 138-*th* hour, encompassing six periods with low battery SOC in unsafe regions. In these regions, the data-driven RAJIT switches from the risk-agnostic deterministic optimization to the risk-averse OL-DRO, aiming to reduce the constraint violation percentage. As it is clear from the zoom-in view, the two trajectories exceed the lower bound when they approach the boundary in the first three periods. In the subsequent three periods, the proposed method successfully learns the distribution of uncertainty from data streams, thus effectively avoiding constraint violations.

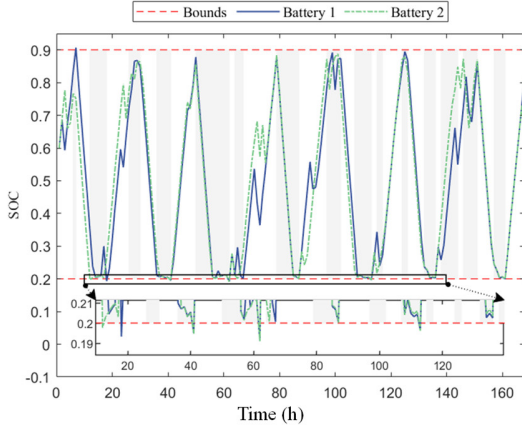


Fig. 8. State trajectories in Case 9. The grey area indicates periods with $flag=1$.

TABLE II. COMPUTATIONAL RESULTS OF DIFFERENT OPTIMIZATION METHODS ON THE IEEE 33-BUS SYSTEM

Case No.	Overall Cost (\$)	Constraint violation percentage (%) ^a
3	13,159.0	0.0
4	13,070.2	23.8
5	13,127.8	3.1
6	13,115.3	3.9
7	13,098.7	4.1
8	13,107.0	7.1
9	13,089.3	7.3

a. Green numbers indicate values below the predefined threshold, while red numbers represent values exceeding the threshold.

Table II demonstrates the computational results of Cases 3-9. The robust optimization method is the most conservative among all methods with a highest overall cost of \$13,159.0. The constraint violation percentage of the deterministic optimization greatly exceeds the predefined threshold because it is a deterministic method. The data-driven RAJIT achieves a total constraint violation percentage of 7.33%. This percentage is below the threshold, indicating that the proposed method ensures operational safety. We further investigate the cost-effectiveness of the proposed method. As can be observed from Table II, the overall cost under data-driven RAJIT substantially outperforms those of other uncertainty-aware optimization methods. These results clearly indicate that the proposed method is the least conservative among all uncertainty-aware optimization methods.

B. The Modified IEEE 69-Bus System

In this subsection, a modified IEEE 69-bus system integrated with three AHPs and eight battery systems is implemented to

further verify the scalability of the proposed operation scheme. The IEEE 69-bus system is a well-defined test power system, and the detailed parameters can be found in the MATPOWER case file ‘case69’. AHPs are located at Buses 8 and 54. Battery systems are located at Buses 5, 11, and 24.

The computational results for the IEEE 69-bus system are tabulated in TABLE III. Case 4 employs the cost-oriented deterministic optimization throughout the operation horizon, and achieves the lowest overall cost but with the most severe constraint violation. Case 8 and Case 9 with the RAJIT scheme are more cost-effective than other one-size-fits-all risk-averse methods. Especially, Case 9 with the data-driven RAJIT demonstrates the lowest overall cost. In terms of computational time, only Case 1 and Case 2 exhibit lower maximum single-step computational times than Case 9. This is due to the fact that the constraints in Case 1 and Case 2 are relatively simple. Nevertheless, the maximum and mean single-step computational times of the proposed data-driven RAJIT are 213.3 s and 26.1 s, respectively. This is acceptable within an optimization period of one hour or less. Together, the results underscore the practical applicability and computational efficiency of the proposed data-driven RAJIT approach, confirming its feasibility in real-world scenarios involving larger-scale off-grid AHMGs.

TABLE III. COMPUTATIONAL RESULTS OF DIFFERENT OPTIMIZATION METHODS ON THE IEEE 69-BUS SYSTEM

Case No.	Overall Cost (\$)	Constraint violation percentage (%)	CPU time (s) ^a
1	23,300.5	8.4	214.7
2	29,532.5	10.4	211.4
3	22,805.2	0.0	228.1
4	22,125.7	18.9 ^b	202.5
5	22,728.4	2.4	251.8
6	22,711.9	6.4	342.2
7	22,570.8	10.5	276.7
8	22,632.8	9.3	293.4
9	22,503.9	10.5	213.3

a. Maximum single-step computational time of the rolling optimization.

b. Note that the rolling optimization naturally suppress the constraint violation.

V. CONCLUSION

This paper presented a novel RAJIT operation scheme for off-grid AHMGs to effectively enhance the electricity-hydrogen-ammonia coupling under uncertainty. First, we developed a practical and flexible model for off-grid AHMGs including a DGT and a state-behavior mapping strategy. Building upon this model, we proposed a RAJIT operation scheme to ensure safe and cost-effective real-time operation. With the proposed scheme, the off-grid AHMG can be risk-averse just in time according to its actual risk profile. To address the resulting intractable MINLFP, we derived an equivalent-reformulation-based solution methodology. Simulation tests were conducted on both IEEE 33-bus and IEEE 69-bus systems, validating the economic and safety advantages of the proposed scheme.

REFERENCES

- [1] C. Gu, Y. Liu, J. Wang, Q. Li, and L. Wu, “Carbon-oriented planning of distributed generation and energy storage assets in power distribution network with hydrogen-based microgrids,” *IEEE Trans. Sustainable Energy*, vol. 14, no. 2, pp. 790-802, Apr. 2023.
- [2] Z. Dong, J. Yang, L. Yu, R. Daiyan, and R. Amal, “A green hydrogen credit framework for international green hydrogen trading towards a

- carbon neutral future," *Int. J. Hydrogen Energy*, vol. 47, no. 2, pp. 728-734, Jan, 2022.
- [3] A. M. Abomazid, N. A. El-Taweel, and H. E. Z. Farag, "Optimal energy management of hydrogen energy facility using integrated battery energy storage and solar photovoltaic systems," *IEEE Trans. Sustainable Energy*, vol. 13, no. 3, pp. 1457-1468, 2022.
 - [4] X. Sun, X. Cao, B. Zeng, Q. Zhai, and X. Guan, "Multistage dynamic planning of integrated hydrogen-electrical microgrids under multiscale uncertainties," *IEEE Trans. Smart Grid*, vol. 14, no. 5, pp. 3482-3498, 2022.
 - [5] G. Pan, W. Gu, Y. Lu, H. Qiu, S. Lu, and S. Yao, "Accurate modeling of a profit-driven power to hydrogen and methane plant toward strategic bidding within multi-type markets," *IEEE Trans. Smart Grid*, vol. 12, no. 1, pp. 338-349, Jan, 2021.
 - [6] K. Zhang, B. Zhou, C. Chung, S. Bu, Q. Wang, and N. Voropai, "A coordinated multi-energy trading framework for strategic hydrogen provider in electricity and hydrogen markets," *IEEE Trans. Smart Grid*, vol. 14, no. 2, pp. 1403-1417, Mar, 2023.
 - [7] T. Wu, and J. Wang, "Reliability evaluation for integrated electricity-gas systems considering hydrogen," *IEEE Trans. Sustainable Energy*, vol. 14, no. 2, pp. 920-934, 2023.
 - [8] K. Rouwenhorst, A. Van der Ham, G. Mul, and S. Kersten, "Islanded ammonia power systems: Technology review & conceptual process design," *Renewable & Sustainable Energy Reviews*, vol. 114, Oct, 2019.
 - [9] N. Champion, H. Nami, P. R. Swisher, P. V. Hendriksen, and M. Munster, "Techno-economic assessment of green ammonia production with different wind and solar potentials," *Renewable & Sustainable Energy Reviews*, vol. 173, p. 113057, Mar, 2023.
 - [10] D. Wen, and M. Aziz, "Flexible operation strategy of an integrated renewable multi-generation system for electricity, hydrogen, ammonia, and heating," *Energy Convers. Manage.*, vol. 253, pp. 115166, p. 115166, Feb, 2022.
 - [11] J. Li, J. Lin, P. M. Heuser, H. U. Heinrichs, J. Xiao, F. Liu, M. Robinius, Y. Song, and D. Stolten, "Co-planning of regional wind resources-based ammonia industry and the electric network: A case study of inner mongolia," *IEEE Trans. Power Syst.*, vol. 37, no. 1, pp. 65-80, Jan, 2021.
 - [12] A. Allman, and P. Daoutidis, "Optimal scheduling for wind-powered ammonia generation: Effects of key design parameters," *Chemical Engineering Research & Design*, vol. 131, pp. 5-15, Mar, 2018.
 - [13] T. Hochhaus, B. Bruns, M. Grünewald, and J. Riese, "Optimal scheduling of a large-scale power-to-ammonia process: Effects of parameter optimization on the indirect demand response potential," *Computers & Chemical Engineering*, vol. 170, p. 108132, Feb, 2023.
 - [14] M. Palys, A. Kuznetsov, J. Tallaksen, M. Reese, and P. Daoutidis, "A novel system for ammonia-based sustainable energy and agriculture: Concept and design optimization," *Chemical Engineering and Processing-Process Intensification*, vol. 140, pp. 11-21, Jun, 2019.
 - [15] B. Kong, Q. Zhang, and P. Daoutidis, "Real-time operation of a stand-alone microgrid with green ammonia storage," *IEEE Trans. Control Syst. Technol.*, vol. 32, no. 4, pp. 1463-1470, 2024.
 - [16] Z. Yu, J. Lin, F. Liu, J. Li, Y. Zhao, Y. Song, Y. Song, and X. Zhang, "Optimal sizing and pricing of grid-connected renewable power to ammonia systems considering the limited flexibility of ammonia synthesis," *IEEE Trans. Power Syst.*, vol. 39, no. 2, pp. 3631-3648, 2024.
 - [17] L. Yu, Z. Xu, X. Guan, Q. Zhao, C. Dou, and D. Yue, "Joint optimization and learning approach for smart operation of hydrogen-based building energy systems," *IEEE Trans. Smart Grid*, vol. 14, no. 1, pp. 199-216, 2023.
 - [18] C. Mu, Y. Shi, N. Xu, X. Wang, Z. Tang, H. Jia, and H. Geng, "Multi-objective interval optimization dispatch of microgrid via deep reinforcement learning," *IEEE Trans. Smart Grid*, vol. 15, no. 3, pp. 2957-2970, 2024.
 - [19] Y. Zhou, Q. Zhai, Z. Xu, L. Wu, and X. Guan, "Multi-stage adaptive stochastic-robust scheduling method with affine decision policies for hydrogen-based multi-energy microgrid," *IEEE Trans. Smart Grid*, pp. 1-1, 2023.
 - [20] C. Ning, and F. You, "Optimization under uncertainty in the era of big data and deep learning: When machine learning meets mathematical programming," *Computers & Chemical Engineering*, vol. 125, pp. 434-448, Jun, 2019.
 - [21] X. Wu, H. Li, X. Wang, and W. Zhao, "Cooperative operation for wind turbines and hydrogen fueling stations with on-site hydrogen production," *IEEE Trans. Sustainable Energy*, vol. 11, no. 4, pp. 2775-2789, 2020.
 - [22] Y. Jiang, C. Wan, C. Chen, M. Shahidehpour, and Y. Song, "A hybrid stochastic-interval operation strategy for multi-energy microgrids," *IEEE Trans. Smart Grid*, vol. 11, no. 1, pp. 440-456, Jan, 2020.
 - [23] C. Zhang, Y. Xu, and Z. Dong, "Robustly coordinated operation of a multi-energy micro-grid in grid-connected and islanded modes under uncertainties," *IEEE Trans. Sustainable Energy*, vol. 11, no. 2, pp. 640-651, Apr, 2020.
 - [24] S. Ghappani, and A. Karimi, "Optimal operation framework of an energy hub with combined heat, hydrogen, and power (chhp) system based on ammonia," *Energy*, vol. 266, p. 126407, Mar, 2023.
 - [25] K. Verleysen, D. Coppitters, A. Parente, W. De Paepe, and F. Contino, "How can power-to-ammonia be robust? Optimization of an ammonia synthesis plant powered by a wind turbine considering operational uncertainties," *Fuel*, vol. 266, pp. 117049, Apr, 2020.
 - [26] R. Xie, W. Wei, M. Shahidehpour, Q. Wu, and S. Mei, "Sizing renewable generation and energy storage in stand-alone microgrids considering distributionally robust shortfall risk," *IEEE Trans. Power Syst.*, vol. 37, no. 5, pp. 4054-4066, Sep, 2022.
 - [27] J. Zhai, Y. Jiang, M. Zhou, Y. Shi, W. Chen, and C. N. Jones, "Data-driven joint distributionally robust chance-constrained operation for multiple integrated electricity and heating systems," *IEEE Trans. Sustainable Energy*, vol. 15, no. 3, pp. 1782-1798, 2024.
 - [28] W. Jia, T. Ding, Y. Yuan, C. Mu, H. Zhang, S. Wang, Y. He, and X. Sun, "Decentralized distributionally robust chance-constrained operation of integrated electricity and hydrogen transportation networks," *Appl. Energy*, vol. 377, pp. 124369, 2025/01/01/, 2025.
 - [29] B. Su, Y. Huang, Y. Wang, Z. Huang, S. Yuan, Q. Huang, Z. Xu, and F. Lin, "Novel ammonia-driven chemically recuperated gas turbine cycle based on dual fuel mode," *Appl. Energy*, vol. 343, p. 121184, Aug, 2023.
 - [30] W. Chai, Y. Bao, P. Jin, G. Tang, and L. Zhou, "A review on ammonia, ammonia-hydrogen and ammonia-methane fuels," *Renewable & Sustainable Energy Reviews*, vol. 147, p. 111254, Sep, 2021.
 - [31] M. B. Abdelghany, A. Al-Durra, and F. Gao, "A coordinated optimal operation of a grid-connected wind-solar microgrid incorporating hybrid energy storage management systems," *IEEE Trans. Sustainable Energy*, vol. 15, no. 1, pp. 39-51, 2024.
 - [32] Cheema, II, and U. Krewer, "Operating envelope of haber-bosch process design for power-to-ammonia," *RSC Adv.*, vol. 8, no. 61, pp. 34926-34936, Oct, 2018.
 - [33] A. Mercier, C. Mounaïm-Rousselle, P. Brequigny, J. Bourriot, and C. Dumand, "Improvement of si engine combustion with ammonia as fuel: Effect of ammonia dissociation prior to combustion," *Fuel Commun.*, vol. 11, p. 100058, Jun, 2022.
 - [34] X. Zhang, W. Pei, C. Mei, W. Deng, J. Tan, and Q. Zhang, "Transform from gasoline stations to electric-hydrogen hybrid refueling stations: An islanding dc microgrid with electric-hydrogen hybrid energy storage system and its control strategy," *Int. J. Electr. Power Energy Syst.*, vol. 136, p. 107684, Mar, 2022.
 - [35] C. Ning, and F. You, "Online learning based risk-averse stochastic mpc of constrained linear uncertain systems," *Automatica*, vol. 125, p. 109402, Mar, 2021.
 - [36] L. Li, C. Ning, H. Qiu, W. Du, and Z. Dong, "Online data-stream-driven distributionally robust optimal energy management for hydrogen-based multimicrogrids," *IEEE Trans. Ind. Inf.*, vol. 20, no. 3, pp. 4370-4384, 2024.
 - [37] R. Gomes, M. Welling, and P. Perona, "Incremental learning of nonparametric bayesian mixture models," 2008 IEEE Conference on Computer Vision and Pattern Recognition, p. 4587370, June, 2008.
 - [38] W. Zhong, K. Xie, Y. Liu, S. Xie, and L. Xie, "Chance constrained scheduling and pricing for multi-service battery energy storage," *IEEE Trans. Smart Grid*, vol. 12, no. 6, pp. 5030-5042, 2021.
 - [39] L. Valverde, F. J. Pino, J. Guerra, and F. Rosa, "Definition, analysis and experimental investigation of operation modes in hydrogen-renewable-based power plants incorporating hybrid energy storage," *Energy Convers. Manage.*, vol. 113, pp. 290-311, Apr, 2016.