

Collision-free Exploration by Mobile Agents Using Pebbles

Sajal K. Das ^{*} Amit Kumar Dhar [†] Barun Gorain [†] Madhuri Mahawar [†]

Abstract

In this paper, we study collision-free graph exploration in an anonymous network. The network is modeled as a graph $G = (V, E)$ where the nodes of the graph are unlabeled, and each edge incident to a node v has a unique label, called the port number, in $\{0, 1, \dots, d-1\}$, where d is the degree of the node v . Two identical mobile agents, starting from different nodes in G have to explore the nodes of G in such a way that for every node v in G , at least one mobile agent visits v and no two agents are in the same node in any round and stop. The time of exploration is the minimum round number by which both agents have terminated. The agents know the size of the graph but do not know its topology. If an agent arrives in the one-hop neighborhood of the other agent, both agents can detect the presence of the other agent but have no idea at which neighboring node the other agent resides. The agents may wake up in different rounds, but once awake, execute a deterministic algorithm in synchronous rounds. An agent, after waking up, has no knowledge about the wake-up time of the other agent.

The task of collision-free exploration is impossible to solve even for a line of length 2 where the agents are placed at the end nodes of the line and even if both agents wake up at the same time. We study the problem of collision-free exploration where some pebbles are placed by an Oracle at the nodes of the graph to assist the agents in achieving collision-free exploration. The Oracle knows the graph, the starting positions of the agents, and their wake-up schedule, and it places some pebbles that may be of different colors, at most one at each node. The number of different colors of the pebbles placed by the Oracle is called the *color index* of the corresponding pebble placement algorithm.

The central question we study in this paper is as follows.

“What is the minimum number z such that there exists a collision-free exploration of a given graph with pebble placement of color index z ?”

For general graphs, we show that it is impossible to design a deterministic algorithm that achieves collision-free exploration with color index 1. We propose an exploration algorithm with color index 3. We also proposed a polynomial exploration algorithm for bipartite graphs with color index 2.

Keywords: deterministic algorithm, anonymous graph, exploration, mobile agent

^{*}Department of Computer Science, Missouri University of Science and Technology, Rolla, USA. E-mail: sdas@mst.edu

[†]Department of Computer Science, Indian Institute of Technology Bhilai, Bhilai, India. E-mails: amitkdh@iitbhillai.ac.in, barun@iitbhillai.ac.in, madhurim@iitbhillai.ac.in

1 Introduction

1.1 Background

Graph exploration by mobile agents is an extensively studied problem. In this problem, one or multiple mobile agents visit all the nodes or edges of a graph and have to declare that the exploration is completed. Exploring all the nodes of the graph is required when searching for data stored in the nodes while traversing all the edges is required when searching for a faulty edge in the network. In single-agent graph exploration, the exploration completes when all the nodes of the graph are visited by the agent. In multi-agent graph exploration, each node of the graph is visited by at least one mobile agent. Collision-free exploration problem by multiple mobile agents is studied in [9, 22], where a set of mobile agents, starting from different nodes of the network, must explore the network without any collision: no two agents appear in the same node at the same time.

1.2 Model and Problem Definition

The network is modeled as a graph $G = (V, E)$, where the nodes in V are unlabeled, where $|V| = n$. For each node $v \in V$, the edges incident to v have unique labelings, called port labels in $\{0, 1, \dots, \delta - 1\}$, where δ is the degree of the node v . Hence, each edge has two port labels at each of its incident nodes. An agent, initially located at a node v only knows the degree of v . From any node v , if an agent takes the edge with the port number p and reaches an adjacent node w , then it learns the port q , through which it entered w , and the degree of w . The timeline is divided into consecutive synchronous rounds, and at most one edge can be traversed by an agent in every round. Each round is divided into two different stages. In the first stage, an agent at a node v is capable of doing any amount of local computations. In the second stage, the agent moves along one of the edge incidents to v or decides to stay at v .

Two identical mobile agents, starting from different nodes in G have to explore all nodes in G in such a way that every node is visited by at least one mobile agent. Two agents are said to be in a *collision* if the positions of the agents in any round are the same [9]. However, if the two agents traverse the same edge in the same round from opposite directions, there is no collision [9]. The objective is to design an exploration algorithm such that the movement paths of the agents are collision-free. The agents know the size of the graph, but do not know the topology of the graph. If an agent arrives in the one-hop neighborhood of the other agent, both agents can detect the presence of the other agent but have no idea at which neighboring node the other agent resides. Other than this ‘neighborhood sensing’, the agents have no other means of communication between them. The agents may wake up in different rounds, but once awake, execute a deterministic algorithm in synchronous rounds. An agent, after waking up, does not know about the wake-up time of the other agent. Hence, the agents, executing a deterministic algorithm in synchronous rounds may have different local round numbers based on their different wake-up times (local round number starts from 1). An agent, after waking up, is not allowed to collide with the other agent even before its wake-up time.

The time of exploration is the minimum local round number by which both agents have terminated, and every node has been visited by at least one agent.

There are several real-life applications where collision-avoiding path planning is necessary. The re-

cent surge of the Covid pandemic required individuals to provide essential services without physical interactions. In distributed systems where software agents updating data in different processes may require exclusive write access for consistency of data, collision-free movements of software agents over local area networks are necessary.

The task of collision-free exploration is not possible even for a line of length 2 where the agents are placed at the end nodes of the line even if the agents wake up at the same time. This is because as the graph is anonymous and the agents are identical, both agents either move or stay in some round r . When both move, they move to the same node, and a collision occurs. Otherwise, the middle node remains unexplored.

In order to assist the agents in achieving collision-free exploration, an Oracle places some pebbles at the nodes of the graph. An agent can see the status of a pebble placed at a node v or not only when it visits v . Formally, let \mathcal{C} be a set of colors and let \mathcal{G} be the set of all port-labeled graphs. A pebble placement algorithm is a function $\mathcal{L} : \mathcal{I} \rightarrow \{\mathcal{C} \cup \{0\}\}^{|V|}$, where \mathcal{I} is an instance of type (G, v_1, v_2) , $G \in \mathcal{G}$ and $v_1, v_2 \in G$. A node labeled by 0 using this function means that no pebble is placed on that node. Otherwise, the label c_i means that a pebble of color i is placed at the node. Note that either 0 or 1 pebble can be placed at every node of the graph. The size $|\mathcal{C}|$ of \mathcal{C} is called the color index of \mathcal{L} . Similar Oracle models are defined in [19] in the context of mobile agents and [18] in the context of leader election in anonymous distributed networks.

In this paper, we ask what is the minimum color index that guarantees collision-free exploration. To be specific, the central question asked in this paper is as follows.

“What is the minimum number z such that there exists a collision-free exploration algorithm of a given graph with pebble placement of color index z ?”

1.3 Novel Contributions

We show the existence of a collision-free exploration of any graph for pebble placement of color index 3. In the case of a bipartite graph, our proposed algorithm works in polynomial time. We also show that it is impossible to design a collision free exploration algorithm for pebble placement with color index 1.

The collision-free exploration problem has been recently studied in [4] using a slightly different model. Here, the graph is anonymous, but the agents are assumed to have two hop visibility. Like our current paper, the authors assumed the knowledge of n . The assumption of two hop visibility enables the authors to avoid collision, as whenever the agents come within distance two from one another, they can see the exact path that can lead to a collision. Also, this view enables them to break the symmetry between the identical agents, as the port numbers through which the agents can enter the node where a collision may happen are different for the agents. In our problem, we only assume 1 hop sensitivity, i.e., the agents only can sense one another if they come within one distance, but do not know at exactly which neighbor the other agent is present. Also, this does not eliminate the fact that the agents may arrive at distance two from one another and then may end up exploring the same node at the same time. We eliminated this possibility by carefully placing different colored pebbles in different nodes.

1.4 Related Work

The problem of exploration using mobile agents in unknown environments has been studied extensively where the environment is modeled in geometric pattern [1, 6, 11] or as graphs where agents move along the edges. The graphs can be defined as strongly connected directed graph [2, 3, 12] or as undirected graphs [13, 14, 16, 17, 23] or as labeled graphs [9, 13, 23] where each node of the graphs has unique labels or anonymous [2, 3]. Graph exploration in an undirected graph G of n vertices and rooted at a node r is studied in [13]. A set of k agents is initially located at r . The exploration is completed when every vertex is visited by an agent. Two communication models are used for exploration: (i) *global communication*, where at the end of each step s , all agents have complete knowledge of the explored subgraph, and (ii) *local communication*, where two agents can exchange information only if they occupy the same vertex. In [22], n mobile agents visit n nodes of a given network repeatedly, and no two agents occupy the same node at the same time. The authors studied self-stabilizing phase-based protocol for a tree network on a synchronous model. They obtained a bound of $\mathcal{O}(\Delta n)$ for agent traversal where n is the number of nodes, and Δ is the maximum degree of any vertex. The analysis in [22] is generalized in [9] for arbitrary graphs, and also when agents do not have maps of the network. In [9], the multi-agent graph exploration problem assumes no two agents visit the same node at the same time, all the nodes have unique identifiers, and the agents are initially located at different nodes of the graph. The exploration problem is studied for trees and general graphs for two scenarios, (i) information about the network is given to all the agents, and (ii) no information about the network is provided to any agents. In the first scenario, a map of the network is provided as *prior* knowledge to the agents. In [10], graph exploration in an edge-weighted graph is studied. There are k mobile agents placed at some vertices of the graph, and two agents can be placed at the same location. In this approach, every edge of the graph must be traversed by at least one agent. Each agent r_i moves with the same speed and has a specific amount of energy equal to e_i for its move. An agent can move only if $e_i > 0$. Energy consumed by an agent is linearly proportional to the distance traveled. An $\mathcal{O}(n + k)$ algorithm finds a set of trajectories if exploration is possible. An $\mathcal{O}(n + lk^2)$ algorithm for n -node tree is given to find an exploration strategy, where l is the number of leaves in the tree. In [2], exploration and mapping in an unknown environment using pebbles are studied. A robot is placed at a node in an anonymous strongly connected directed graph. The task of the robot is to explore and map the graph. It is shown that when the robot has prior knowledge about network size, then with one pebble, the graph can be explored in polynomial time, and when the robot has no prior knowledge about network size, then $\Theta(\log \log n)$ pebbles are necessary and sufficient to explore the graph.

Exploration in an anonymous undirected graph using pebbles is studied in [15], where a single agent with constant memory is placed at a node of the graph. The agent has no prior knowledge about the network size. A tight bound of $\Theta(\log \log n)$ on the number of pebbles is shown to be necessary and sufficient to explore the graph. In [26], the authors showed that with five pebbles, a finite automaton can search any arbitrary maze. In [8], authors showed that using four pebbles, a finite automaton can explore finite labyrinths. In [7], authors proved that with two pebbles, a finite automaton can search all the labyrinths. In [20], the author showed that with one pebble, a finite automaton cannot explore all finite labyrinths.

In [19], the treasure hunt problem in an anonymous graph by a mobile agent is solved in $\mathcal{O}(D \log \Delta + \log^3 \Delta)$ time using $\mathcal{O}(D \log \Delta)$ pebbles, where D is the distance from the initial position of the agent

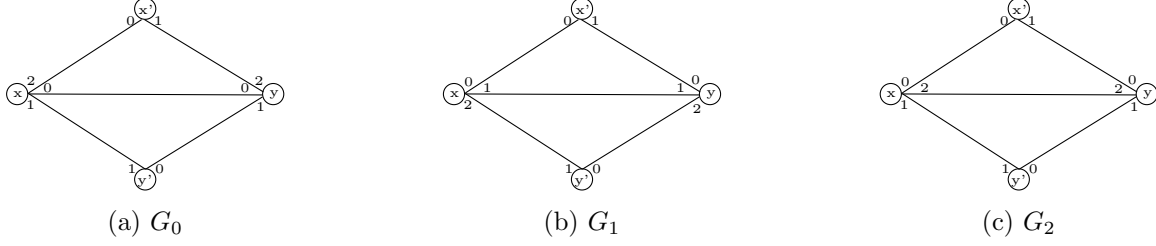


Figure 1: Graphs in class \mathcal{G}

to the treasure.

In [5], the trade-off between the number of pebbles and the time required to search a treasure in an anonymous graph by a mobile agent is studied for $k = D - 1$ and $k = cD$, for c positive integers where k and D are the number of pebbles and the distance of the treasure from the initial position of the agent, respectively. In [25], graph exploration and mapping using two robots in an unknown environment is studied.

2 Collision-Free Exploration in General Graph

2.1 Impossibility result with color index 1

In this section, we show an impossibility result of collision-free exploration with one colored pebble. To be specific, we prove that there does not exist any algorithm that guarantees collision-free exploration of two identical mobile agents. To prove this impossibility result, we have constructed a class of graphs \mathcal{G} , where irrespective of the pebble placement strategy and the exploration algorithm, either there is a collision or some node remains unexplored in at least one of the graphs in \mathcal{G} . We start by giving the details of the construction of the class of graph.

Construction of the class of graphs \mathcal{G} :

Let G be a cycle of length four with vertices x, x', y, y' in the clockwise order, and the port number 1 at x' and y' leads to the next node in the clockwise direction, and 0 leads to the anti-clockwise direction. The edges (x, x') and (y, y') have port number 0 at x and y and the edges (x, y') and (y, x') have port number 1 at x and y .

We construct 3 graphs G_0, G_1, G_2 from G as follows.

- Add an edge between nodes x and y with port numbers 2 at each of its end nodes.
- For $i = 0, 1, 2$, the graph G_i is constructed by exchanging port number 2 with port number i at both nodes x and y .

Let $\mathcal{G} = \{G_0, G_1, G_2\}$. (See Fig 1). We consider at each of the above input graphs, the initial positions of the two agents are the nodes x and y , respectively.

At any round, following any deterministic algorithm, an agent at the node v can perform one of the following two steps: (a) stay at v (b) move through an edge with the port number $i \in \{0, 1, 2\}$. The

desired impossibility result of this section is proved in two steps. In the first step, we show that if pebbles are placed at both x and y or pebbles are placed neither at x nor y , then it is impossible to achieve collision-free explorations in the class of graphs \mathcal{G} . Then we show that if a pebble is placed either at x or y , but not in both, then also collision-free exploration can not be achieved.

Let \mathcal{A} be any exploration algorithm that solves collision-free exploration in the graphs in \mathcal{G} . Since the initial nodes of an agent have the same degrees in all the graphs in \mathcal{G} , after waking up, the steps performed by an agent following \mathcal{A} depend only on whether a pebble is placed at its initial location or not. According to \mathcal{A} , based on whether a pebble is found at the initial position or not, the agent, after waking up, can take one of the following decisions:

1. Stay at the current node and never move. We denote this decision by the agent as $Nevermove()$.
2. Stay at the current node until round $t \geq 1$ and move at round t along port i for $0 \leq i \leq 2$. We denote this decision by the agent as $Move(i, t)$.

We show that for all possible decisions taken by the two mobile agents, there will be a graph where irrespective of the pebble placement by the Oracle, there will either be a collision or some node remains unexplored.

Lemma 2.1 *It is impossible to have a collision-free exploration algorithm for graphs in class \mathcal{G} if pebbles are placed at both x and y or pebbles are placed neither at x nor y .*

Proof. We show that in G_0 if pebbles are placed at both x and y or pebbles are placed neither at x nor at y then collision-free exploration is not possible to achieve. The proof for G_1 and G_2 are similar.

Let \mathcal{A} be any exploration algorithm. As both agents find a pebble at the initial node after waking up, or both agents see no pebble at the initial node after waking up, they make the same decisions. Based on the different possible decisions as stated above, we consider the following two cases.

- Case 1 Both agents execute $Nevermove()$. In this case, both agents never leave their initial node and therefore the nodes x' and y' are never explored.
- Case 2 Both agents execute $Move(i, t)$ for $i \in \{0, 1, 2\}$ and $t \geq 1$. When $i \neq 0$, if both agents wake up at the same time, then as per the construction of G_0 both agents taking port i and move to the same node, either x' or y' . This will result in a collision. When $i = 0$, if the agent at x wakes up at least one round before the agent at y , then at the local round number t for the agent at x moves to the node y where the other agent has local round number $< t$ and therefore stays at y . Hence, a collision occurs at y .

□

From lemma 2.1, we can say that for every graph in class \mathcal{G} , at exactly one of the nodes x and y , a pebble must be placed in order to avoid collision. The next lemma proves that even with this pebble placement, there exists at least one graph in \mathcal{G} , where collision-free exploration is not possible.

Lemma 2.2 *It is impossible to have a collision-free exploration algorithm for graphs in \mathcal{G} if a pebble is placed at one node and no pebble is placed at the other node.*

Proof. We show that in at least one graph in \mathcal{G} , if a pebble is placed at one node and no pebble is placed at the other node, then collision-free exploration is not possible to achieve. Without loss of generality, assume that a pebble is placed at x and no pebble is placed at y . Let \mathcal{A} be any exploration algorithm. If both agents make the same decision either *Nevermove()* or *Move(i, t)*, irrespective of the pebble placement, then by proof of lemma 2.1, it is impossible to have a collision-free exploration in \mathcal{G} .

We consider the following cases where the agents take different decisions for different pebble placements.

- Case 1 If one agent takes decision *Nevermove()* and the other agent takes decision *Move(i, t)*. Without loss of generality, assume that the agent at x takes decision *Nevermove()* and the agent at y takes decision *Move(i, t)*. In this case, in graph G_i , the agent at x stays at its initial node, while the agent at y after waking up moves in its local round t to x where the other agent is staying. Hence, a collision occurs at x .
- Case 2 If one agent takes decision *Move(i, t)* and the other agent takes decision *Move(j, t')* such that $i \neq j$ and $t \neq t'$. Without loss of generality, assume that the agent at x takes decision *Move(i, t)* and the agent at y takes decision *Move(j, t')* and $t < t'$. In this case, in graph G_i , if both agents wake up at the same time, then when the agent at x moves to node y in its local round t where the other agent also has local round $t < t'$ and therefore stays at y in local round t . Hence, a collision occurs at y .
- Case 3 If one agent takes decision *Move(i, t)* and the other agent takes decision *Move(j, t)* such that $i \neq j$. Without loss of generality, assume that the agent at x takes decision *Move(i, t)* and the agent at y takes decision *Move(j, t)*. In this case, in graph G_i , if the agent at x wakes up at least one round before the agent at y , then when the agent at x moves to node y in its local round t where the other agent has local round $< t$ and therefore stays at y . Hence, a collision occurs at y .
- Case 4 If one agent takes decision *Move(i, t)* and the other agent takes decision *Move(i, t')* such that $t \neq t'$. Without loss of generality, assume that the agent at x takes decision *Move(i, t)* and the agent at y takes decision *Move(j, t')* and $t < t'$. In this case, in graph G_i , if both agents wake up at the same time, then when the agent at x moves to node y in its local round t where the other agent also has local round $t < t'$ and therefore stays at y . Hence, a collision occurs at y .

□

From the above lemmas, we can give the following theorem.

Theorem 2.1 *There does not exist any algorithm \mathcal{A} with some pebble placement strategies using which two identical agents, starting from x and y , respectively, explore all the nodes of each graph in \mathcal{G} without any collision.*

2.2 Algorithm for color index 3

In this section, we provide an Algorithm for collision-free exploration that works for general graphs using pebble placement with color index 3.

2.2.1 Preliminaries

A breadth first search (BFS) based traversal sequence (of infinite length) starting from a node v visits all the sequence of port numbers of length i in the lexicographical order, for $i = 1, 2, \dots$. We call this infinite sequence $AnonymousBFS(v)$. Consider the sequence $AnonymousBFS(x)$. Let (f_1, f_2, \dots, f_n) be the permutation on the set V where $f_i \in V$ is the i -th node which is visited for the first time following $AnonymousBFS(x)$ starting from the node x . To be specific, let S' be the minimum length subsequence of $AnonymousBFS(x)$ that visited f_i starting from x . Then, starting from x , there exists exactly $n - i$ nodes in V none of which is visited by S' . Define $z_x = f_n$. Let $y \neq x$ be any node in V . Let P be the shortest path from y to z_x in G . Let $V_1 = \{v_0(=y), v_1, \dots, v_\ell(=z_x)\}$ be the set of nodes in path P . Let $V_2 = V \setminus V_1$ be the set of nodes in G that are not in P . Let $p_0, p_1, \dots, p_{\ell-1}$ be the outgoing port label on path P such that node v_j can be reached from node v_{j-1} using port p_{j-1} . Let P_1 be the shortest path from y to x in G . Let $W_1 = \{w_0(=y), w_1, \dots, w_{\ell_1}(=x)\}$ be the set of nodes in path P_1 . Let $V_3 = (V_2 \setminus W_1) \cup \{x\}$ be the set of nodes in G that are neither in P nor in P_1 . Define z'_x as the last node in the ordered set $\{f_1, \dots, f_n\} \cap V_3$. Intuitively, z'_x is the node in V_3 that is visited last by $AnonymousBFS(x)$ among all other nodes in V_3 .

2.2.2 High-level idea

Before describing the details of the pebble placement strategy and the corresponding exploration algorithm by the mobile agents, we give the high level idea of the overall algorithm. In the high level idea, we described different phases of the overall algorithm and how to achieve them. However, while describing the details later, we have not mentioned these phases separately. The algorithm is presented using several subroutines which are executed by the agents based on the different colored pebbles they found in different stages of the algorithm.

The overall goal is achieved in four different phases. The objectives of the phases are described below.

- Phase 1 After waking up, both agents arrive at a distance 1 without any collision. Let these positions be a_1 and a_2 .
- Phase 2 Each agent identifies whether the other agent is awake.
- Phase 3 Agent at a_2 moves to the last visited node of the BFS traversal from a_1 .
- Phase 4 The agent at a_1 continues BFS traversal until it reaches the second last visited node in the BFS tree originating from a_1 .

If the first three steps can be achieved without collision, and step 4 is done only after the execution of step 3 is completed, then exploration of all the nodes of the graph can be guaranteed without any collision.

In order to execute Phase 1, we identify one of the agents as the initiator which moves towards the other agent until they are one distance apart. During this activity, the other agent remains at its initial position irrespective of whether it has woken up or not. We identify this initiator agent based on their initial positions as follows.

Suppose that agents are initially placed at two different nodes x' and y' of the graph. If x' is present in all the shortest paths from y' to $z_{x'}$, then y' is called as x and x' is called as y . Otherwise, x' is called x , and y' is called y . We call the agent at x as A_1 and the agent at y as A_2 . The agent A_2 is identified as the initiator and moves in Phase 1.

Since the agents are identical, we place a pebble of color red or blue (which color pebble is placed will be described later) at y and no pebble at x . The agent, after waking up, sees if there is a pebble placed at its position and learns whether it is A_1 or A_2 . To guide the agent A_2 towards A_1 , some pebbles are placed at the nodes in the shortest path from y to x . The agent A_2 , after waking up, if it learns the presence of no agent at distance 1, explores all its neighbors and moves to the neighbor that contains a pebble. Continuing in this approach it reaches one step closer to A_1 and stops once it can sense the presence of A_1 for the first time. The agent A_1 remains at its initial position during the above activity until it identifies the presence of the other agent at distance 1.

To execute Phase 2, A_2 moves to a node that is at distance 2 from A_1 . It waits for some time at this node and if A_1 does not arrive in its neighbor within this time, then A_2 again visits the node at distance 1 from A_1 and moves to a node that is at distance 2 from A_1 and waits there. A_2 continues this process until A_1 arrives at a node 1 distance apart from the node where A_2 waits and A_2 identifies that A_1 is awake. On the other hand, the agent A_1 , after waking up, may learn the presence of the other agent at distance 1, but A_2 may be in sleep in case the initial distance between the agents is exactly 1. In this case, the agent A_1 remains at its position until A_2 leaves A_1 's neighborhood. As soon as this happens, A_1 knows that A_2 is awake.

Once both agents identify that the other agent is awake, A_1 moves to node x and waits there, while A_2 moves back to node y and starts executing phase 3.

To execute Phase 3, we place blue/red pebbles at the nodes in the shortest path from y to z_x . A_2 explores its neighbors and moves to a node with a red/blue pebble. A_2 continues this process until it finds a node with a red/blue pebble and none of its neighbors has any red/blue pebble. As per our convention, there exists a shortest path from y to z_x which does not contain x , where A_1 is present. This fact along with the placement of blue/red pebbles helps in completing Phase 3 in a collision-free manner.

To execute Phase 4, a green pebble is placed at z'_x . A_1 waits at x for A_2 to complete Phase 3 and then executes *AnonymousBFS*(x) until it reaches the node with a green pebble. All the nodes in the path from y to z_x and in the paths from x to y are already visited by the two agents when Phase 3 is completed. As per the definition of z'_x , by the time the agent following the sequence of port numbers *AnonymousBFS*(x) visits z'_x , all the nodes in G that are not visited till Phase 3 are already visited. Hence, when A_1 visit the node with green pebble and stop, all the nodes in G are

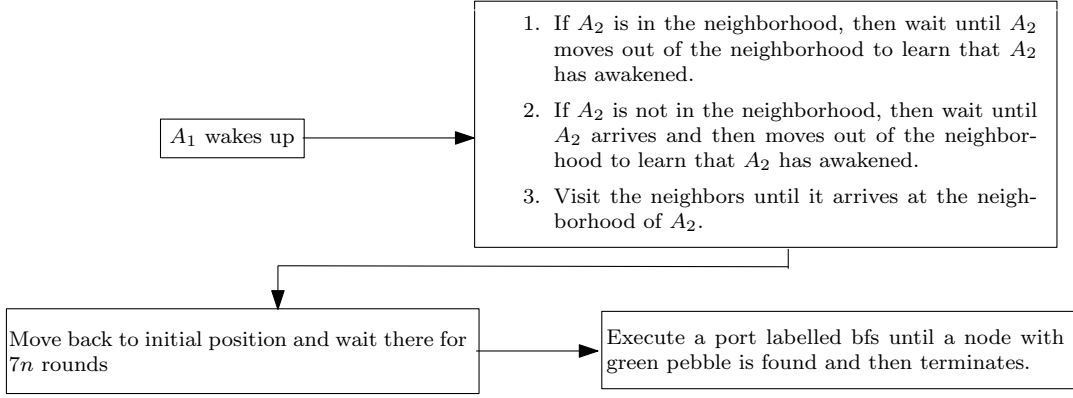


Figure 2: Flowchart showing the high level algorithm executed by agent A_1

explored.

Following are the challenges in implementing the above idea.

1. How the agents know when a particular phase is ended. This knowledge is crucial as collision-free movements of the agents can be guaranteed if the activities of phase i start only after all the activities of phase $i-1$ are complete.
2. How do the agents determine which agent initiates phase 1?

The different colored pebbles and their placements help us to overcome the above challenge. The pebble placement algorithm uses three different color pebbles - *green*, *red* and *blue*. In the below subsection, we give the pebble placement strategy to overcome these challenges. Intuitively, the role of a pebble of each color is described below.

The green color pebble at any node indicates that this is the final node where it has to move and terminate the algorithm. The red and blue color pebble is used by the agent to find a non-colliding shortest path to z_x . In order to guide the agent through the shortest path the red and blue color pebbles also indicate the order in which the neighbors should be explored so that collision is avoided. Red and blue color pebbles also identify which of the agents will start executing Phase 1. A combination of red/blue pebbles and conditions such as the degree of node, other agent in the neighborhood is used to avoid collision in corner cases. For example, if any of the starting nodes have degree $n - 1$, then the red color pebble at different nodes indicates which port to skip to complete exploration without collision.

Figure 2, and Figure 3 show the flowchart of the proposed exploration algorithm indicating the major steps performed by the agents A_1 and A_2 , respectively.

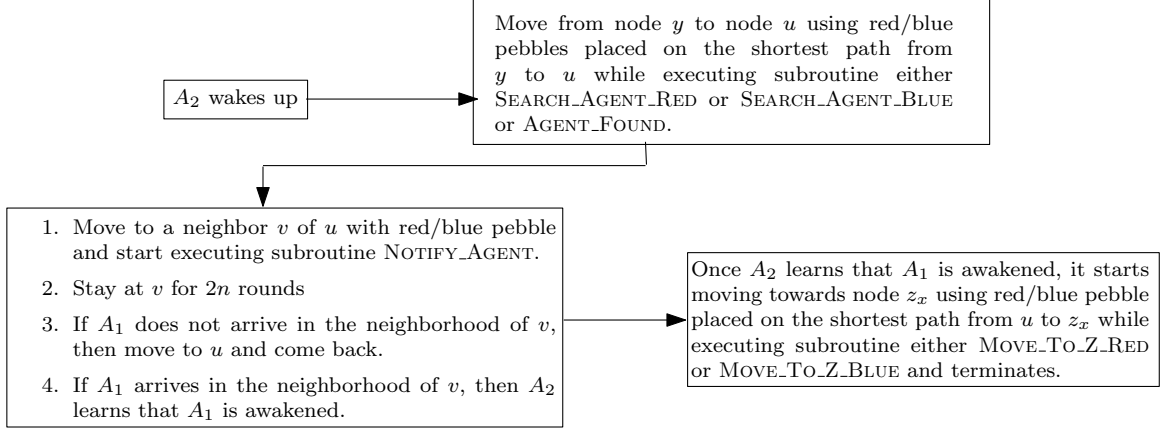


Figure 3: Flowchart showing the high level algorithm executed by agent A_2

2.2.3 Pebble Placement

Suppose agents are initially placed at two different nodes x' and y' of the graph. Below we mention how to decide which agent moves in the first phase and which agent moves in the second phase.

- If x' is present on every shortest path from y' to $z_{x'}$, then set $x = y'$ and $y = x'$. Else set $x = x'$ and $y = y'$.

The agent at y executes phases 1, 2, and 3 and the agent at x executes phases 2 and 4.

The pebbles are placed at different nodes of the graph as follows.

1. If $\deg(y) = n - 1$, then a green colored pebble is placed at node x . Let p be the port label at y on edge (x, y) and y_i be the node that can be reached from y using port i . The remaining pebbles are placed based on the following cases.
 - If $p = 0$, then a red colored pebble is placed at node y and a green colored pebble at node y_{n-1} .
 - If $p = n - 1$, then no pebble is placed at node y and green colored pebble is placed at node y_{n-2} .
 - If $0 < p < n - 1$, then no pebble is placed at the node y and a red colored pebble is placed at node y_{p-1} and a green colored pebble at node y_{n-1} .
2. Suppose that $\deg(y) \neq n - 1$ and $\deg(x) = n - 1$, then a green colored pebble is placed at node y . Let q be the port label at x on edge (x, y) and x_i be the node that can be reached from x using port i . Consider the following cases.
 - If $q = 0$, then a red colored pebble is placed at node x and a green colored pebble is placed at node x_{n-1} .

- If $q = n - 1$, then no pebble at node x and green colored pebble is placed at node x_{n-2} .
 - If $0 < q < n - 1$, then no pebble is placed at node x and a red colored pebble is placed at node x_{q-1} and a green colored pebble at node x_{n-1} .
3. If $\deg(y) \neq n - 1$ and $\deg(x) \neq n - 1$. Consider the following cases.
- (a) If $y = z_x$, then place a green-colored pebble at z'_x , and place a red-colored pebble at every node on $P_1 \setminus \{x\}$.
 - (b) If $y \neq z_x$. Consider the following cases.
 - i. If x is a neighbor of any node v in P , then a red pebble is placed at node z_x . Consider any node $v_i \in V_1 \setminus \{z_x\}$. If v_i is not a neighbor of node x , then a blue pebble is placed at v_i . If v_i is a neighbor of x and the port label at v_i on edge from v_i to v_{i+1} is smaller than the port label at v_i on edge from v_i to x , then a blue pebble is placed at v_i . Otherwise, a red pebble is placed at v_i . A green-colored pebble is placed at z'_x .
 - ii. Suppose that x is not a neighbor of any node v in P . Consider the following cases.
 - A. If $P \cap P_1 = y$, then a red color pebble is placed at every node on $P_1 \setminus \{x\}$ and a blue color pebble is placed at every node on $P \setminus \{y\}$. A green-colored pebble is placed at z'_x .
 - B. If $|P \cap P_1| > 1$. Let U be the set of nodes that belong to both P and P_1 . Let $u \in U$ be a node such that $d(y, u) = \max_{v \in U} \{d(y, v)\}$. Let $P_{yu} = \{y, \dots, u\}$ be the shortest path from y to u . Let $P_{ux} = \{u, \dots, x\}$ be the shortest path from u to x . Let $P_{uz_x} = \{u, \dots, z_x\}$ be the shortest path from u to z_x . Then blue-colored pebble is placed at every node on $P_{yu} \setminus \{u\}$ and at every node on $P_{uz_x} \setminus \{u\}$. Red colored pebble is placed at every node on $P_{ux} \setminus \{x\}$. A green-colored pebble is placed at z'_x .

If the two agents are not initially placed at the adjacent nodes, then the agents identify the initiator of phase 1 based on the degree of the nodes where they are initially placed, and whether there is a pebble at the initial position of the agents. If the degree of the initial node is at most $n - 2$ and the agent does not find any pebble at its initial position, then it knows that the other agent will execute phase 1 and waits at its position for the other agent to complete phase 1. If the degree of the initial node is at most $n - 2$ and the agent finds a red or blue-colored pebble at its initial position, then it knows that it will execute phase 1. Once both agents are at adjacent nodes at the end of phase 1, they start executing phase 2 to inform the other agent of its awakened state.

When both agents are informed of their awakened state, the agent that has initiated Phase 1, executes Phase 3. While the other agent stays at its initial position and waits for the other agent to complete phase 3. The waiting agent waits for $7n$ rounds for the other agent to finish phase 3 before starting phase 4. Once the agent starts executing phase 4, it continues exploring using BFS traversal until it visits a node with a green pebble.

2.2.4 The Exploration Algorithm

The main idea behind the algorithm executed by the agents is to move an agent to a specific node in the graph without visiting the node where another agent is present. The agents follow Algorithm 1 and based on the presence of the pebble at its starting node s , it decides to start moving immediately or wait for some time. According to the Algorithm 1, if a green-color pebble is placed at s , then the agent stays at its current position and terminates. If no pebble is placed at s and degree of s is $n - 1$, then the agent executes subroutine ONE_LEVEL_BFS, while if no pebble is placed at s and degree of s is at most $n - 2$, then agent executes subroutine PORTLABELED_BFS. If the degree of s is $n - 1$ and a red-color pebble is placed at s , then the agent executes subroutine ONE_LEVEL_BFS_COLOR. If the degree of s is at most $n - 2$, has a pebble (red or blue color) and the other agent is in the neighborhood of s , then it executes subroutine AGENT_FOUND. If the degree of s is at most $n - 2$ and the other agent is not in the neighborhood of s , then depending on the color of the pebble at s , it executes subroutine SEARCH_AGENT_RED if s has red color pebble or subroutine SEARCH_AGENT_BLUE if s has a blue color pebble.

Algorithm 1: INITIATE(n)

```

1 Let  $s$  be the initial position of the agent.
2 if color of pebble at  $s$  = green then
3   | Stay at  $s$  and terminate.
4 else if  $\deg(s) = n - 1$  then
5   | if  $s$  has a red color pebble then
6   |   | ONE_LEVEL_BFS_COLOR( $s$ )
7   | else
8   |   | ONE_LEVEL_BFS( $s, 0$ )
9 else
10  | if  $s$  has a red or blue pebble then
11  |   |  $color = \text{color of pebble at } s$ 
12  |   | if another agent is in the neighborhood then
13  |   |   | AGENT_FOUND( $s, color, -1$ )
14  |   | else
15  |   |   | if  $color = red$  then
16  |   |   |   |  $stack = []$ 
17  |   |   |   | push( $stack, -1$ )
18  |   |   |   | SEARCH_AGENT_RED( $s, stack, -1$ )
19  |   |   | else if  $color = blue$  then
20  |   |   |   | SEARCH_AGENT_BLUE( $s, -1$ )
21  | else
22  |   | PORTLABELED_BFS( $s$ )

```

Subroutine ONE_LEVEL_BFS is executed when no pebble is found at s and the degree of s is $n - 1$. According to this subroutine, the agent visits the neighbor of s until it finds a node u with a pebble. If the agent finds a red pebble at u , then it knows that the other agent is in the next node u' and

hence skips the port leading to node u' and visits the node after u' . If the agent finds a green pebble at u , then it finds its final position and terminates there. If the agent finds a green pebble without finding a red pebble, then the agent knows that the other agent is in the node that can be reached from s using port $n - 1$.

Algorithm 2: ONE_LEVEL_BFS(s, p)

```

1 Move to adjacent node  $u$  using port  $p$ .
2 if  $u$  has green pebble then
3   | Stay at  $u$  and terminate.
4 else if  $u$  has red pebble then
5   |  $p = p + 2$ 
6   | Move back to  $s$ .
7   | ONE_LEVEL_BFS( $s, p$ )
8 else
9   |  $p = p + 1$ 
10  | Move back to  $s$ .
11  | ONE_LEVEL_BFS( $s, p$ )

```

Subroutine ONE_LEVEL_BFS_COLOR is executed when a red-colored pebble is found at s and the degree of s is $n - 1$. According to this subroutine, the agent visits the neighbor of s until it finds a node u with a green color pebble. If the color of the pebble at s is red, then the agent knows that the other agent is at the node that can be reached using port 0. Hence, the agent starts traversing unexplored edges in increasing order of port label starting from 1.

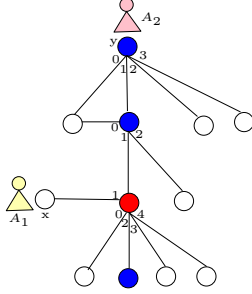
Algorithm 3: ONE_LEVEL_BFS_COLOR(s)

```

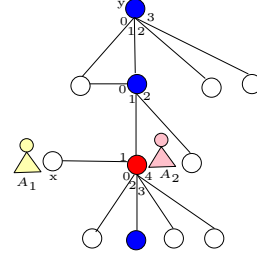
1  $p = 0$ ;
2 while  $p \leq \deg(s) - 1$  do
3   |  $p = p + 1$ ;
4   | Move to adjacent node  $u$  using port  $p$ .
5   | if  $u$  has a green colored pebble then
6   |   | Stay at  $u$  and terminate.
7   | else
8   |   | Move back to node  $s$ .

```

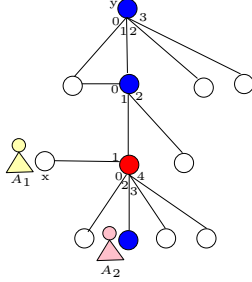
Agent executes subroutine AGENT_FOUND if the degree of node s (initial position of the agent) is at most $n - 2$ and x is a neighbor of at least one node $v \in P$. According to steps 2-15 of this subroutine, if the agent finds a red-colored pebble at v , it visits the neighbors of v in decreasing order of the port number, while if it finds a blue-colored pebble at v , then it visits the neighbor of v in increasing order of the port number until it finds a node u with a red or blue-colored pebble. According to steps 16-17, once it finds a node u with a red or blue pebble, it checks if the other agent is in its neighborhood or not. If it finds the other agent is in the neighborhood of u , then it calls subroutine AGENT_FOUND(u) and continues to search for a node with a pebble. According to steps 18-21, if the agent does not find the other agent in the neighborhood of u , then it calls subroutine NOTIFY_AGENT to inform the other agent about its awakened state. If the color of the pebble



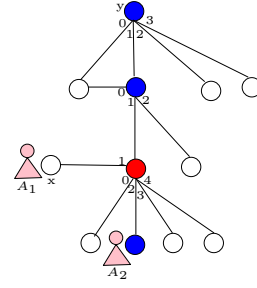
(a) Initial Positions of the agents where A_1 is sleeping while A_2 is awake



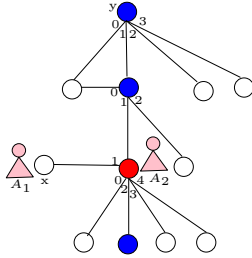
(b) A_2 moves to u using subroutine SEARCH_AGENT_BLUE while A_1 is sleeping



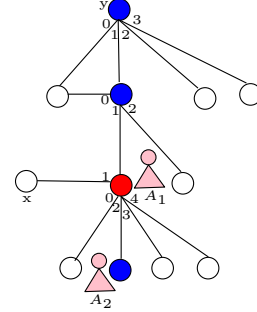
(c) A_2 moves to v using subroutine AGENT_FOUND



(d) A_2 executes subroutine NOTIFY_AGENT and wait for $2n$ rounds at v and A_1 wakes up during that time

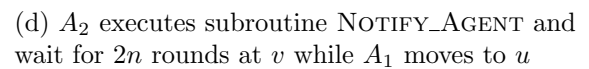
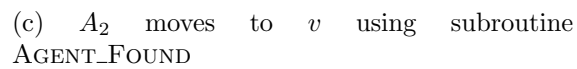
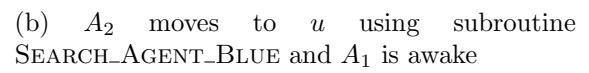
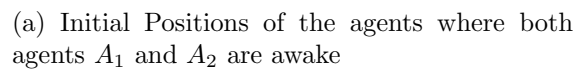


(e) A_2 executes subroutine NOTIFY_AGENT and moves back to u after $2n$ rounds



(f) A_2 executes subroutine NOTIFY_AGENT and wait for $2n$ rounds at v while A_1 moves to u

Figure 4: Showing the case where A_1 is not awake when A_2 visits u . The placements of blue and red pebbles of the path from y to x are shown. The blue (red) node indicates the placement of a blue (red) pebble. The white nodes are the nodes where no pebbles are placed.



16

at node u is blue, then once the agent completes the execution of subroutine NOTIFY_AGENT, it executes subroutine MOVE_TO_Z_BLUE.

Algorithm 4: AGENT_FOUND($v, color, e$)

```

1  $i = 0; pebble\_f = 0;$ 
2 while  $pebble\_f \neq 1$  do
3   if  $color = red$  then
4      $p = deg(v) - 1 - i;$ 
5   else if  $color = blue$  then
6      $p = i;$ 
7   if  $p \neq e$  then
8     Move to adjacent node  $u$  using port  $p$ .
9     if  $u$  has red or blue colored pebble then
10       $color\_u =$  color of pebble at  $u$ .
11       $e_1 =$  Incoming port at  $u$ .
12       $pebble\_f = 1;$ 
13    else
14      Move back to  $v$ .
15       $i = i + 1;$ 
16 if another agent is in the neighborhood then
17   AGENT_FOUND( $u, color\_u, e_1$ )
18 else
19   NOTIFY_AGENT( $u, e_1$ )
20   if  $color\_u = blue$  then
21     MOVE_TO_Z_BLUE( $u, e_1$ )

```

Agent executes subroutine SEARCH_AGENT_RED if the degree of node s (initial position of the agent) is at most $n - 2$ and the pebble placed at s is red and x is not a neighbor of any node $v \in P$. According to steps 2-10 of this subroutine, if the agent finds a red-colored pebble at v , it visits the neighbors of v in decreasing order of the port number until it finds a node u with a red-colored pebble. According to steps 11-14, once it finds a node u with a red pebble, it checks if the other agent is in its neighborhood or not. If it finds the other agent is in the neighborhood of u , then it returns to v and calls subroutine NOTIFY_AGENT to inform the other agent about its awakened state. Once the agent completes the execution of subroutine NOTIFY_AGENT, it executes subroutine RETURN_BACK. According to steps 15-17, if the agent does not find the other agent in the neighborhood of u , then it calls subroutine SEARCH_AGENT_RED and continues to search for a node with a pebble.

Agent executes subroutine SEARCH_AGENT_BLUE if the degree of node s (initial position of the agent) is at most $n - 2$ and it finds a blue-colored pebble at a node v and the other agent is not in the neighborhood of v . This means that either x is a neighbor of at least one node on the shortest path from y to z_x or x is not a neighbor of any node on the shortest path from y to z_x (final position of the agent) but both the shortest path from y to x and y to z_x share nodes apart from y . According to steps 2-11 of this subroutine, if the agent finds a blue-colored pebble at v ,

Algorithm 5: SEARCH_AGENT_RED($v, stack, e$)

```
1  $p = deg(v) - 1$ ;  $r\_pebble\_f = 0$ ;  
2 while  $r\_pebble\_f \neq 1$  do  
3   if  $p \neq e$  then  
4     Move to adjacent node  $u$  using port  $p$   
5     if  $u$  has a red colored pebble then  
6        $r\_pebble\_f = 1$ ;  
7        $e_1 =$  Incoming port at  $u$   
8     else  
9       Move back to  $v$   
10       $p = p - 1$ ;  
11 if another agent is in the neighborhood then  
12   Move back to  $v$   
13   NOTIFY_AGENT( $v, p$ )  
14   RETURN_BACK( $stack$ )  
15 else  
16   push( $stack, e_1$ )  
17   SEARCH_AGENT_RED( $u, stack, e_1$ )
```

it visits the neighbors of v in increasing order of the port number until it finds a node u with a red or blue-colored pebble. According to steps 12-13, once it finds a node u with a red or blue pebble, it checks if the other agent is in its neighborhood or not. If it finds the other agent is in the neighborhood of u , then it means that x is a neighbor of at least node $v \in P \setminus \{y, z_x\}$ and the agent calls subroutine AGENT_FOUND. According to steps 14-20, if the agent does not find the other agent in the neighborhood of u , then it checks the color of the pebble at u . If u has a blue color pebble, then it executes subroutine SEARCH_AGENT_BLUE while if u has a red color pebble, then it executes subroutine SEARCH_AGENT_RED to search for a node with a pebble.

The agent calls subroutine MOVE_TO_Z_BLUE after it has informed the other agent about its awakened state and knows that the node it is currently at, is not the final node z_x . Subroutine MOVE_TO_Z_BLUE is called when the agent is at a node with a blue-colored pebble and has the knowledge that the other agent was a neighbor of at least one node on the shortest path from y to z_x . According to steps 2-12 of subroutine MOVE_TO_Z_BLUE, the agent visits its neighborhood in increasing order of the port number until it finds a node u with a red or blue colored pebble. According to steps 13-14, if it finds a blue-colored pebble, then it calls subroutine MOVE_TO_Z_BLUE and continues to search in the neighborhood of u for a node with a red or blue-colored pebble. According to steps 15-16, if it finds a red-colored pebble and the other agent is not in its neighborhood, then node $u = z_x$ and the agent has reached its final position. Hence, the agent stops at u and terminates.

The agent calls subroutine MOVE_TO_Z_RED after it has informed the other agent about its awakened state and the node it is currently at, either in its final position or is not in its final position. Subroutine MOVE_TO_Z_RED is called when the agent is at a node with a red-colored pebble and has the knowledge that the other agent was not a neighbor of any node on the shortest path from

Algorithm 6: SEARCH_AGENT_BLUE(v, e)

<div style="display: flex; flex-direction: row;"><div style="flex: 1;"><div>1 $p = 0; b_pebble_f = 0;$</div><div>2 while $b_pebble_f \neq 1$ do</div><div>3 if $p \neq e$ then</div><div>4 Move to adjacent node u using port p.</div><div>5 if u has a red or blue color pebble then</div><div>6 $color =$ color of pebble at node u.</div><div>7 $e_1 =$ Incoming port at u.</div><div>8 $b_pebble_f = 1;$</div><div>9 else</div><div>10 Move back to v.</div><div>11 $p = p + 1;$</div></div></div> <div style="flex: 1; padding-left: 10px;"><div>12 if <i>another agent is in the neighborhood</i> then</div><div>13 \perp AGENT_FOUND($u, color, e_1$)</div><div>14 else</div><div>15 if $color = blue$ then</div><div>16 \perp SEARCH_AGENT_BLUE(u, e_1)</div><div>17 else</div><div>18 $stack = []$</div><div>19 push($stack, e_1$)</div><div>20 SEARCH_AGENT_RED($u, stack, e_1$)</div></div>
--

y to z_x . According to steps 3-11 of subroutine MOVE_TO_Z_RED, the agent visits its neighborhood in increasing order of the port number until it finds a node u with a blue-colored pebble. According to steps 12-13, if it finds a blue-colored pebble, then it calls subroutine MOVE_TO_Z_RED and continues to search in the neighborhood of u for a node with a blue-colored pebble while according to steps 14-15, if it does not find any blue-colored pebble in the neighborhood of u , then node $u = z_x$ and the agent has reached its final position. Hence agent stops at u and terminates.

Subroutine NOTIFY_AGENT is used by the moving agent to inform the other agent that it is awake. Subroutine NOTIFY_AGENT is executed when this agent arrives at a node u and finds the other agent in its neighborhood. According to subroutine NOTIFY_AGENT, the agent either waits for $2n$ rounds at its current position (node v) or for the other agent to arrive in its neighborhood, whichever occurs first. If another agent doesn't arrive in the neighborhood within $2n$ rounds, then the agent moves to a node u using port p and informs the other agent that it has awakened and returns back to its position in the next round. The agent continues this cycle of waiting and visiting until the other agent arrives in its neighborhood.

Once the agent gets the information that the other agent is awake, then it executes subroutine RETURN_BACK. According to subroutine RETURN_BACK, using port labels stored in the stack, the agent returns to its initial node and executes subroutine MOVE_TO_Z_RED.

In Algorithm PORTLABELED BFS, the agent does not consider red or blue color pebbles. Since no pebble was found at the initial position s , the agent waits at its initial position for the other agent to arrive and then depart from its neighborhood so that it can learn that the other agent is awakened. Once the other agent has moved out of its neighborhood, it visits all of its neighbors until it reaches a node u such that the other agent is in the neighborhood of u .

This action will inform the other agent that this agent has also awakened. The agent then returns to s and waits for $7n$ rounds (which is the maximum time an agent can take to reach from y to z_x) at s . It then visits all the sequence of port numbers of length i in the lexicographical order, for $i = 1, 2, \dots$ until it finds a node with a green pebble.

Figure 4 and Figure 5 show the execution of the subroutine SEARCH_AGENT_BLUE to move agent A_2 in the neighborhood of A_1 , subroutine AGENT_FOUND to move agent A_2 out of the neighborhood

Algorithm 7: MOVE_TO_Z_BLUE(v, e)

```
1  $p = 0$ ;  $b\_pebble\_f = 0$ 
2 while  $b\_pebble\_f \neq 1$  or  $b\_pebble\_f \neq 2$  do
3   if  $p \neq e$  then
4     Move to adjacent node  $u$  using port  $p$ 
5     if  $u$  has a blue colored pebble then
6        $e_1 =$  Incoming port at  $u$ .
7        $b\_pebble\_f = 1$ ;
8     else if  $u$  has a red colored pebble then
9        $b\_pebble\_f = 2$ ;
10    else
11      Move back to  $v$ .
12       $p = p + 1$ ;
13 if  $b\_pebble\_f = 1$  then
14    $\text{MOVE\_TO\_Z\_BLUE}(u, e_1)$ 
15 else if  $b\_pebble\_f = 2$  then
16   Stop at  $u$  and terminate.
```

Algorithm 8: MOVE_TO_Z_RED(v, e)

```
1  $d =$  degree of node  $v$ 
2  $p = 0$ ;  $b\_pebble\_f = 0$ 
3 while  $b\_pebble\_f \neq 1$  or  $p < d$  do
4   if  $p \neq e$  then
5     Move to adjacent node  $u$  using port  $p$ 
6     if  $u$  has a blue colored pebble then
7        $e_1 =$  Incoming port at  $u$ .
8        $b\_pebble\_f = 1$ ;
9     else
10      Move back to  $v$ .
11       $p = p + 1$ ;
12 if  $p = d$  then
13   Stay at  $v$  and terminate.
14 else
15    $\text{MOVE\_TO\_Z\_RED}(u, e_1)$ 
```

Algorithm 9: NOTIFY_AGENT(v, p)

```
1  $flag = 0$ 
2 for  $i = 1$  to  $2n$  do
3   if another agent is in the neighborhood of  $v$  then
4      $flag = 1$ 
5     break
6   else
7     Wait at  $v$ 
8 if  $flag = 0$  then
9   Move to adjacent node  $u$  using port  $p$ 
10  Move back to  $v$ 
11  NOTIFY_AGENT( $v, p$ )
12 else
13  return
```

Algorithm 10: RETURN_BACK(stack)

```
1 if  $len(stack) > 1$  then
2    $e = pop(stack)$ 
3   Move to node  $u$  using port  $e$ 
4   RETURN_BACK(stack)
5 else
6   Let  $v$  be the current position of the agent.
7    $e = pop(stack)$ 
8   MOVE_TO_Z_RED( $v, e$ )
```

Algorithm 11: PORTLABELED BFS(s)

```
1 while 1 do
2   if another agent is in its neighborhood then
3     Wait for 2 rounds at  $s$ 
4     if another agent is in the neighborhood then
5       Go to line 3
6     else
7       for  $s$  has unexplored edges do
8          $p$  = lowest port label among unexplored edges
9         Move to adjacent node  $u$  using port  $p$ 
10        if another agent is in its neighborhood then
11          Move back to  $s$  and mark all edges as unexplored
12          Go to line 17
13        else
14          Move back to  $s$ 
15      else
16        Wait at  $s$ 
17 Wait for  $7n$  rounds.
18  $i = 1$ 
19 while a green pebble is not found do
20   Explore all sequences of port numbers of length  $i$ 
21   come back to  $s$ 
22    $i = i + 1$ 
```

of A_1 , and NOTIFY_AGENT to find if A_1 is awake. The agent filled with yellow indicates that it is asleep in the current round while the agent filled with pink indicates that it is awake.

2.2.5 Correctness

In this section, we show that with the pebble placement described in section 2.2.3 and the corresponding algorithm given in section 2.2.4, the two agents visit all nodes of the graph and no collision occurs between two agents during the execution of the exploration algorithm. Let A_1 and A_2 be the agents deployed at nodes x and y respectively.

The following lemma is useful in establishing the fact that for at least one agent, its movement path towards the last node in the BFS traversal rooted at the starting node of the other agent does not contain the starting node of the other agent.

Lemma 2.3 *Consider the traversal sequences $AnonymousBFS(x)$ and $AnonymousBFS(y)$ starting from node x and node y , respectively. If x is present on the shortest path from node y to z_x , then y can not be present on the shortest path from node x to z_y .*

Proof. We prove this lemma by contradiction. Suppose that x is a node on the shortest path from node y to node z_x and y is a node on the shortest path from node x to node z_y . Let $d(a, b)$ denote the shortest distance from node a to b . Since x and y are two different nodes where agents are initially placed, therefore $d(x, y) \geq 1$. If x is a node on shortest path from node y to the node z_x , then

$$d(y, z_x) = d(y, x) + d(x, z_x) \quad (1)$$

If y is a node on shortest path from node x to node z_y , then

$$d(x, z_y) = d(x, y) + d(y, z_y) \quad (2)$$

We first show that $z_x \neq z_y$. To show this, suppose that $d(z_x, z_y) = 0$. Then, $d(x, z_y) = d(x, z_x)$ and $d(y, z_y) = d(y, z_x)$. From equation 2, we get

$$d(x, z_x) = d(x, y) + d(y, z_x) \quad (3)$$

Substituting equation 3 in equation 1, we get $d(y, z_x) = d(x, y) + d(x, y) + d(y, z_x)$. Therefore, $d(x, y) = 0$, which contradicts the fact that $x \neq y$. Therefore, z_x and z_y are two different nodes.

Now, from Equation2, we get:

$$d(y, z_y) = d(x, z_y) - d(x, y) \quad (4)$$

Since z_y is the node visited last in $AnonymousBFS(y)$ so, $d(y, z_y) \geq d(y, z_x)$. Hence, from equations 1 and 4, we get

$d(x, z_y) - d(x, y) \geq d(y, x) + d(x, z_x)$, which implies that $d(x, z_y) \geq d(x, z_x) + 2d(x, y)$. Since $d(x, y) \geq 1$, $d(x, z_y) > d(x, z_x)$ which is not true as z_x is the node visited last in $AnonymousBFS(x)$. Hence, y can not be present on the shortest path from node x to node z_y if x is a node on the shortest path from y to z_x . \square

The following lemma gives the correctness of the algorithm in case of either $deg(y) = n - 1$ or $deg(x) = n - 1$.

Lemma 2.4 *If either $\deg(y) = n - 1$ or $\deg(x) = n - 1$, then by following Algorithm 1, each node in G is visited by at least one agent and there is no collision between the agents during the execution of Algorithm 1.*

Proof. We prove that if $\deg(y) = n - 1$, then the statement of the lemma is true. Similar proof will work when $\deg(x) = n - 1$.

Consider the following case.

- Case 1 The agent at y finds a red pebble at y . According to the pebble placement strategy explained in Section 2.2.3, a red pebble is placed at y only when the port number of the edge (y, x) at y is 0. According to Algorithm 1, if $\deg(y) = n - 1$ and a red pebble is placed at y , then the agent calls subroutine ONE_LEVEL_BFS_COLOR according to which in line 1, the agent A_2 initializes the port number p as 0 and in line 3, updates the port number value to $p + 1$ before moving from node y . According to steps 2-8, the agent moves to the neighbor node and back to y until $p \leq n - 1$. Hence, the agent A_2 visits all the neighbor nodes of y except node x that can be reached from y using port 0. On the other hand, a green pebble is placed at x and the agent at x once wakes up, sees this green pebble and immediately terminates (lines 2-3 of Algorithm 1). Hence, there is no collision between the agents while executing algorithm 1.
- Case 2 The agent finds no pebble at y . According to Algorithm 1, if $\deg(y) = n - 1$ and a no pebble is placed at y , then A_2 calls subroutine ONE_LEVEL_BFS, according to which in steps 8-11, A_2 visits neighbor nodes in increasing order of port numbers. On the other hand, a green pebble is placed at x and the agent at x once wakes up, sees this green pebble and immediately terminates (lines 2-3 of Algorithm 1). Let p be the port label at node y on edge (x, y) . Consider the following case.
- (a) If A_2 reaches node y_{n-2} with a green pebble without finding a red pebble, then according to the pebble placement strategy given in section 2.2.3, node x can be reached from node y using port $n - 1$. According to steps 2-3 of subroutine ONE_LEVEL_BFS, A_2 stops and terminates the algorithm as soon as it finds a node with a green pebble. Hence, A_2 visits all its neighbor nodes except node x . Therefore, there is no collision between the agents while executing algorithm 1.
 - (b) If A_2 finds a red pebble at node y_{p-1} . According to the pebble placement strategy, node x can be reached from node y using port p . According to steps 4-7 of subroutine ONE_LEVEL_BFS, A_2 updates the value of port number as $p + 1$ and skips the port p where the other agent can be found. Hence, A_2 visits all its neighbor nodes except node x . Hence, there is no collision between the agents while executing algorithm 1.

□

We define a node u as follows.

- If x is neighbor to some nodes on the path P , then we define u as the node on P that is a neighbor of x and closest to z_x among all other neighbors of x on P .

- If x is not a neighbor to any node on the path P , then we define u as the node on the path P_1 (the shortest path from y to x) that is neighbor node of x .

The next three lemmas ensure two important aspects of our algorithm: (1) A_2 moves to the one-hop neighborhood of A_1 , and identifies whether A_1 is awake or not, and (2) if it is not awake yet, waits till it becomes wake up, and then moves to z_x collision-free.

Lemma 2.5 *If $\deg(y) < n - 1$ and $\deg(x) < n - 1$, then A_2 successfully moves from y to u without any collision.*

Proof. When A_2 wakes up at y and finds that $\deg(y) < n - 1$, according to the pebble placement strategy, A_2 either finds a red or a blue-colored pebble at y . According to steps 9-20 of Algorithm 1, if A_2 finds $\deg(y) < n - 1$ and a red or blue pebble at y , then A_2 checks if A_1 is in its neighborhood or not. Consider the following cases.

1. If A_1 is in the neighborhood of A_2 when it wakes up, then $d(x, y) = 1$. In this case, A_2 calls subroutine AGENT_FOUND (according to steps 12-13 of Algorithm 1). According to steps 2-15 of AGENT_FOUND, A_2 visits its neighbor in increasing port numbers if A_2 finds a blue pebble. Otherwise, A_2 visits its neighbor in decreasing port numbers if A_2 finds a red pebble until it finds a node v_1 with a red or blue pebble. If A_1 is not in the neighborhood of v_1 , then $u = y$.

If A_1 is in the neighborhood of v_1 , then A_2 calls subroutine AGENT_FOUND from v_1 (lines 16-17) and visits its neighbor in increasing or decreasing port numbers depending on the color (blue or red) of the pebble at v until it finds node v_2 with a red or blue pebble. If A_1 is not in the neighborhood of v_2 , then $u = v_1$.

If A_1 is in the neighborhood of v_2 , then since x can be a neighbor of at most three nodes on P , $u = v_2$.

According to the pebble placement strategy, if the port label on edge connecting nodes y and v_1 at y is greater than the port label on edge connecting nodes y and x at y , then a red pebble is placed at node y on P . Otherwise, a blue pebble is placed at y . Similarly, if the port label on edge connecting nodes v_1 and v_2 at v_1 is greater than the port label on edge connecting nodes v_1 and x at v_1 , then a red pebble is placed at node v_1 on P . Otherwise, a blue pebble is placed at v_1 . Hence, when A_2 visits neighbors of y and v_1 , then it finds the node with a red or blue pebble before x and no collision happens between the two agents when A_2 moves from y to u .

2. If A_1 is not in the neighborhood of A_2 and A_2 finds a red pebble at y , then A_2 knows that $d(x, y) \neq 1$ and x is not a neighbor of any node on path P . In this case, A_2 calls subroutine SEARCH_AGENT_RED (according to lines 15-18 of Algorithm 1). According to lines 2-10 of subroutine SEARCH_AGENT_RED, A_2 visits its neighbor in decreasing order of port numbers until it finds a node v with a red pebble. According to lines 15-17, A_2 checks if the other agent is in its neighborhood. If A_1 is not in the neighborhood of v , then A_2 calls subroutine SEARCH_AGENT_RED and repeats the process. If A_1 is in the neighborhood of v , then $u = v$.

Since no node before u is the neighbor of x , then no collision happens between the two agents when A_2 moves from y to u .

3. If A_1 is not in the neighborhood of A_2 and A_2 finds a blue pebble at y , then A_2 learns that $d(x, y) \neq 1$ and x may be a neighbor of some node on path P . In this case, A_2 calls subroutine SEARCH_AGENT_BLUE (according to lines 19-20 of Algorithm 1). According to lines 2-11 of subroutine SEARCH_AGENT_BLUE, A_2 visits its neighbor in increasing order of port numbers until it finds a node u' with a red or blue pebble. According to lines 12-20, A_2 checks if the other agent is in its neighborhood. Consider the following cases.
 - (a) If A_1 is in the neighborhood, then x is a neighbor of at least one node on P , and A_2 calls subroutine AGENT_FOUND from u' (according to lines 12-13). Using similar arguments as in Case 1 above, we can say that no collision happens between the two agents when A_2 moves from y to u .
 - (b) If A_1 is not in the neighborhood and A_2 finds a red pebble, then x is not a neighbor of any node on P , and A_2 calls subroutine SEARCH_AGENT_RED (according to steps 17-20). Using similar arguments as in Case 2 above, we can say that no collision happens between the two agents when A_2 moves from y to u .
 - (c) If A_1 is not in the neighborhood and A_2 finds a blue pebble, then A_2 calls subroutine SEARCH_AGENT_BLUE (according to steps 15-16). In this case, A_2 repeats the process until either A_1 is in the neighborhood or a red pebble is found. If A_1 is in the neighborhood, then by case 3a above and if a red pebble is found, then by 3b above, we know that no collision happens between the two agents when A_2 moves from y to u .

□

Lemma 2.6 *If $\deg(y) < n - 1$ and $\deg(x) < n - 1$, then A_2 moves from u to z_x without collision only after A_2 knows that A_1 is awake.*

Proof. According to lines 13 and 18 of Algorithm 1 and lines 13 and 20 of subroutine SEARCH_AGENT_BLUE, A_2 reaches node u by either executing subroutine AGENT_FOUND or executing subroutine SEARCH_AGENT_RED. Based on the scenario of how A_2 reaches u , we consider the following two cases.

1. A_2 reaches node u while executing subroutine AGENT_FOUND. In this case, x is a neighbor of some nodes on the path P . By definition of u , the next node v on path P is not a neighbor of x . The agent first finds v then periodically visit u from v in order to let A_1 know that A_2 is already waked up. This is achieved by steps 2-15 of subroutine AGENT_FOUND where A_2 visits neighbors of u in increasing port numbers if u has a blue pebble and in decreasing port numbers if u has a red pebble until it finds a node with a red or blue pebble. Hence, according to line 18-19, A_2 calls subroutine NOTIFY_AGENT from node v .

Let r be round when A_2 first calls subroutine NOTIFY_AGENT from node v . According to steps 2-7 of subroutine NOTIFY_AGENT, A_2 waits at v for either A_1 to arrive at a node u' (neighbor of v) or for $2n$ rounds whichever occurs first. If A_1 arrives at u within $2n$ rounds, then A_2 knows that A_1 has awakened and ends subroutine NOTIFY_AGENT. If A_1 does not arrive within $2n$ rounds, then according to steps 8-11, A_2 moves to u in the round $r + 2n + 1$ and moves back to v in round $r + 2n + 2$ and repeats the process until A_1 arrives at u' . Hence, no collision occurs between the two agents.

Once A_2 ends the execution of subroutine `NOTIFY_AGENT`, it starts executing subroutine `MOVE_TO_Z_BLUE`, if v has a blue pebble so that A_2 can move to node z_x or terminates if v has a red pebble, showing that A_2 has reached node z_x . Hence, we can say that A_2 moves towards z_x only after it knows A_1 has awakened.

2. Agent A_2 finds node u while executing subroutine

`SEARCH_AGENT_RED`. According to steps 11-14 of subroutine `SEARCH_AGENT_RED`, A_2 moves back to parent node v of u . By definition of u , node v is not a neighbor of x . Hence, according to line 13, A_2 calls subroutine `NOTIFY_AGENT` from node v .

Let r be round when A_2 first calls subroutine `NOTIFY_AGENT` from node v . According to steps 2-7 of subroutine `NOTIFY_AGENT`, A_2 waits at v for either A_1 to arrive at a node u' (neighbor of v) or for $2n$ rounds whichever occurs first. If A_1 arrives at u within $2n$ rounds, then A_2 knows that A_1 has awakened and ends subroutine `NOTIFY_AGENT`. If A_1 does not arrive within $2n$ rounds, then according to steps 8-11, A_2 moves to u in the round $r + 2n + 1$ and moves back to v in round $r + 2n + 2$ and repeats the process until A_1 arrives at u' . Hence, no collision occurs between the two agents.

Once A_2 ends the execution of subroutine `NOTIFY_AGENT`, it starts executing subroutine `RETURN_BACK` so that A_2 can return to node y and then calls subroutine `MOVE_TO_Z_RED` to move to node z_x . Hence, we can say that A_2 moves towards z_x only after it knows A_1 has awakened.

□

Lemma 2.7 *If $\deg(y) < n - 1$ and $\deg(x) < n - 1$, then by following Algorithm 1, there is no collision between the agents when A_2 moves from u to z_x .*

Proof. The agent A_2 starts moving from u to z_x only after learning that A_1 is awake. Now, A_2 moves to z_x either directly from u by executing subroutine `MOVE_TO_Z_BLUE`, or it moves from u to y using subroutine `RETURN_BACK` and then from y to z_x using subroutine `MOVE_TO_Z_RED`. In both cases, in the path from u to z_x , x is not present. If x is a neighbor of some node in the path P or P_1 , our pebble placement strategy and the corresponding movement algorithm guarantees that while moving along P (or P_1), from a node on P (or P_1), the next node in the path, where a pebble of color blue or red is placed will be visited before x . On the other hand, once A_2 starts its movement from u to z_x , A_1 waits at x for $7n$ rounds. Therefore, it is enough to show that A_2 reaches z_x within $7n$ rounds once it starts its movement from u . In order to prove this, we show that at most $6n$ round is needed to reach from y to z_x and at most n round is needed to reach from u to y .

Let the number of nodes on path P be a . Then the number of nodes not on $P = n - a$. For any node $w \notin P$, w is a neighbor of at most 3 nodes of P . Therefore, for every node $w \notin P$, there are at most 3 edges connecting it to nodes in P . Hence, for $n - a$ nodes not in P , there are at most $3(n - a)$ edges connecting it to nodes on P . If the agent at node $v_i \in P$ visits its neighbor $w \notin P$, then the edge (v_i, w) is traversed twice, once to visit w and once to return to v_i . Hence, at most $3(n - a)$ edges not in P are traversed at most $6(n - a)$ times. If agent at node $v_i \in P$ visits its neighbor $v_{i+1} \in V_1$, then the edge (v_i, v_{i+1}) is traversed only once to visit v_{i+1} . Hence, $a - 1$

edges in P are traversed $a - 1$ times. Therefore, to reach from y to z_x total time needed is at most $6n - 5a + 1 < 6n$. On the other hand, since u is reached from y by the agent A_2 , it already knows its path back to y (by storing the incoming ports while traveling from y to u). Hence, it can reach from u to y in time $\text{dist}(u, y)$ which is at most n . This completes the proof of the lemma. \square

The next lemma shows that once A_1 starts its movement after waiting $7n$ rounds, it successfully reaches to z'_x without any collision with A_2 .

Lemma 2.8 *If $\deg(y) < n - 1$ and $\deg(x) < n - 1$, then the agent A_1 without any collision identifies the fact that A_2 is awake and then successfully reaches to z'_x without any collision.*

Proof. According to Algorithm 1, if no pebble is found at the initial node, the agent calls subroutine PORTLabeledBFS.

There are two major steps executed by subroutine PORTLabeledBFS. In the first step, A_1 , after waking up, identifies whether A_2 is in the neighborhood and A_2 is active. In the second step, after waiting for $7n$ rounds, it explores the nodes in G using BFS traversal until a node with a green pebble is found.

We start by showing no collision between the agents in the first step. Based on what the agent A_1 observes after waking up, we consider the following two cases.

1. If A_2 is in the neighborhood of A_1 , then according to lines 2-14 of PORTLabeledBFS, A_1 waits at x for 2 rounds and then checks if A_2 is still in the neighborhood. If A_2 is in the neighborhood, then A_1 continues to wait at x for 2 rounds until A_2 is not in the neighborhood. Once A_2 leaves the neighborhood, A_1 knows that A_2 has awakened and A_2 is 2 distance apart from A_1 . It then visits the neighborhood of A_2 to inform about its awakened state. Hence it does not collide with A_2 .
2. If A_2 is not in the neighborhood of A_1 , then according to lines 15-16 of PORTLabeledBFS, A_1 waits at x until A_2 arrives in the neighborhood to inform A_1 about its awakened state. A_1 then waits at x for 2 rounds so that A_2 leaves the neighborhood of x . Hence, A_2 is 2 distance apart from A_1 . It then visits the neighborhood of A_2 to inform about its awakened state. Hence it does not collide with the other agent.

Once A_1 knows A_2 is awakened and informs A_2 about its awakened state, it waits for $7n$ rounds. As mentioned in the proof of lemma 2.7, the agent A_2 reaches z_x within round $7n$. Hence, it is enough to prove that A_2 never visits z_x before it terminates.

As per the pebble placement strategy, a green pebble is placed at z'_x and A_1 continues visiting the nodes of G according to BFS until it visits a node with a green pebble. As per the definition of z'_x and z_x , the BFS traversal from x visits z'_x before z_x . Since A_1 terminates at z'_x , it does not visit z_x and hence no collision occurs. \square

Finally, we are ready to prove the final theorem of this section that gives the correctness of the proposed algorithm.

Theorem 2.2 *By the time when both agents terminate, each node $v \in G$ is visited by at least one agent and no collision happens between the two agents.*

Proof.

Based on the degrees of the nodes x and y , we consider the following two cases.

1. Suppose $\deg(y) = n - 1$ or $\deg(x) = n - 1$, then according to lemma 2.4, each node $v \in G$ is visited by at least one agent and no collision happens between the two agents.
2. Suppose $\deg(y) < n - 1$ and $\deg(x) < n - 1$, then A_2 visits the nodes on the path P and P_1 . Let V' be the set of nodes on either P or P_1 except x . By definition of z'_x , z'_x is the node that is visited last among all the nodes that are neither in P nor in P_1 . Hence, before A_1 finds a green pebble at z'_x , it visits all the nodes that are not on P or P_1 . Therefore, each node $v \in G$ is visited by at least one agent, and from the lemmas 2.7 and 2.8, no collision happens between the two agents.

□

2.3 Polynomial exploration for Bipartite Graphs

The algorithm proposed in section 2.2 takes $O(\Delta^D)$ time before both agents terminate and guarantees collision-free exploration with color index 3. In this section, we show that if the input graph is bipartite, then the previous algorithm can be modified to guarantee collision-free exploration in polynomial time with color index 2. In fact, in the case of a bipartite graph, the proposed exploration algorithm achieves a stronger version of the exploration problem where each node is required to be visited by both agents.

Before we describe the details of the algorithm, we give a high level idea of the same. The exploration part of the algorithm is based on the universal exploration sequence [21]. From the result in [24], if the agent knows n , it is possible to compute a sequence of port numbers of length polynomial in n such that if the agent follows this sequence of port numbers, then each node of any graph of size n can be visited at least once. We call this sequence *ExploreUniversal*(n).

The modified algorithm runs in three phases. The first two phases are the same as before, where the objectives are to move one agent to the neighborhood of the other agent, and both agents learn once the other agent has woken up. Once these two phases are done, in the third phase, both agents start exploring the graph at the same time according to a universal exploration sequence and terminate once the exploration is completed. Since the graph is bipartite and the agents are at a distance 1 when they start the exploration in phase 3, and both agents always move along an edge before they terminate, they never collide and every node in the graph is explored. The details of the pebble placement and the exploration algorithm are described below.

Pebble placement: Let x and y be the initial positions of the agents such that $\deg(x) \geq \deg(y)$.

1. If $\deg(x) = n - 1$ and $\deg(y) = 1$, and y is connected to x through port 0, then place a red pebble at x . Otherwise, place a black pebble at x .
2. If $\deg(x) \leq n - 1$ and $\deg(y) \leq n - 1$, then consider the following cases.

- (a) If $\text{dist}(x, y) > 1$, and u is an adjacent node of y on the shortest path from x to y , then for every node v on the shortest path from x to u , place a black pebble.
- (b) If $\text{dist}(x, y) = 1$, and y is connected to x through port 0, then a red pebble is placed at x . Else a black pebble is placed at x .

Algorithm: The algorithm for the agents is described as follows:

1. If an agent after waking up sees no pebble, then
 - (a) If the agent finds the other agent in its neighborhood, it waits until the other agent has moved out of its neighborhood. Execute step 1c.
 - (b) Otherwise, it waits until the other agent arrives in the neighborhood. Once the other agent arrives in the neighborhood, execute step 1c.
 - (c) It visits its neighbors until it reaches the node u such that the other agent is in the neighborhood of u . Then it returns to node y and executes $\text{ExploreUniversal}(n)$.
2. If the agent, after waking up, finds a pebble, then
 - (a) If the other agent is not in the neighborhood, then execute step 2b. Else execute step 2c.
 - (b) It visits its neighbors one by one in increasing order of port numbers, starting from port 0 until it finds a node with a black pebble. Go to step 2a.
 - (c) Let the current node be u . If $u \neq x$, then move back to the previous node from which it arrived u by executing step 2b and then execute the following steps. Otherwise, execute step 2d.
 - i. Stay in the current node for $2n$ rounds or until the other agent comes in the neighborhood, whichever occurs first.
 - ii. If the other agent arrives in the neighborhood within this period, move back to node u and start executing $\text{ExploreUniversal}(n)$. Otherwise, move back to node u and execute step 2c.
 - (d) If the agent finds a black pebble at x , then it moves to its neighbor which is connected to x by port 0, else if it finds a red pebble at x , then it moves to its neighbor which is connected to x by port 1. Then it executes steps 2(c)i and 2(c)ii.

Theorem 2.3 *The proposed algorithm guarantees collision-free exploration in polynomial time in bipartite graphs.*

Proof.

The proposed algorithm has three major steps. The objective of the first step is to bring two agents at a distance 1 if they are at least two distances apart from each other. The objective of the second step is to learn a common round by which both agents are awake and then in the third step, both agents start following a universal traversal sequence of the same length and terminate at the same time. As the length of the universal traversal sequence is polynomial [?], and the agents start from

adjacent nodes of a bipartite graph, each node in the graph will be visited by both agents at least once and no collision will happen in the third step. Hence, it is enough to prove that the first two steps take polynomial time and no collision happens in these steps. Below, we consider the different scenarios of based on what the agent sees once wakes up.

- Suppose the agent, after waking up, finds a pebble at its initial node and the other agent in its neighborhood. In this case, the initial distance between the two agents is 1 and according to the pebble placement, this node is the node x . According to the algorithm, if the agent finds a black pebble at x , then y is connected to node x through port $p \neq 0$. In that case, the agent moves to its neighbor node u using port 0 and waits for $2n$ rounds. According to the algorithm, if the agent finds a red pebble at x , then y is connected to node x through port 0. In that case, the agent moves to its neighbor node u using port 1 and waits for $2n$ rounds. If the other agent at y is awake at that time, then it visits its neighbor until it reaches a node that is a neighbor of node u . Since the graph is bipartite, any node that is a neighbor of node x cannot be the neighbor of node y if $\text{dist}(x, y) = 1$. Hence, no collision happens when the agent moves from y to its adjacent nodes.
- Suppose the agent, after waking up, finds a pebble at its initial node and the other agent is not in its neighborhood. In that case, the initial distance between the two agents is > 1 and according to the pebble placement, this node is node x . According to the algorithm, the agent visits its neighbor in the increasing port number until it finds a node v with a black pebble. If the other agent is not in the neighborhood of v , then the agent visits the neighbor of v in the increasing port number until it finds a node with a black pebble. The agent continues this process until it finds a node u with a black pebble and the other agent in the neighborhood of u . In this case, the agent moves to its previous node and waits for $2n$ rounds. If the other agent at y is awake at that time, then it visits its neighbor until it reaches a node that is a neighbor of node u . Since the graph is bipartite, any node that is a neighbor of node x cannot be the neighbor of node y if $\text{dist}(x, y) = 1$. Hence, no collision happens when the agent moves from y to its adjacent nodes.

In case the agents are at least two distances apart, the time taken by the agent at x to reach a neighbor of y takes $O(m)$ times where m is the number of edges in the graph. Once the agents are in the neighborhood, within $2n$ rounds in case both agents are awake this time, both agents learn the other agent is awake. In case the agent of y is still not awake, within $4n$ rounds after the agent at y wakes up, both agents learn the other agent is awake. Hence, both step 1 and step 2 are executed in polynomial time without any collision. This completes the proof.

□

3 Conclusion

In this paper, we have studied the collision-free exploration problem by two mobile agents with the help of efficient pebble placement. We show an impossibility result showing there is no algorithm that solves the problem for color index 1. We have proposed two algorithms: an algorithm for a

general graph with color index 3, and an algorithm for a bipartite graph for color index 2. The second algorithm runs in polynomial time. Whether there exists an algorithm for pebble placement with color index two remains open. On the other hand, for color index 3, as the proposed algorithm runs in exponential time, it remains to investigate what is the fastest algorithm that guarantees collision-free exploration for the general graph.

References

- [1] Eldad Bar-Eli, Piotr Berman, Amos Fiat, and Peiyuan Yan. Online navigation in a room. *J. Algorithms*, 17(3):319–341, 1994.
- [2] Michael A. Bender, Antonio Fernández, Dana Ron, Amit Sahai, and Salil P. Vadhan. The power of a pebble: Exploring and mapping directed graphs. *Inf. Comput.*, 176(1):1–21, 2002.
- [3] Michael A. Bender and Donna K. Slonim. The power of team exploration: Two robots can learn unlabeled directed graphs. In *35th Annual Symposium on Foundations of Computer Science, Santa Fe, New Mexico, USA, 20-22 November 1994*, pages 75–85. IEEE Computer Society, 1994.
- [4] Subhash Bhagat and Andrzej Pelc. Deterministic collision-free exploration of unknown anonymous graphs. *CoRR*, abs/2401.13044, 2024.
- [5] Adri Bhattacharya, Barun Gorain, and Partha Sarathi Mandal. Treasure hunt in graph using pebbles. In Stéphane Devismes, Franck Petit, Karine Altisen, Giuseppe Antonio Di Luna, and Antonio Fernández Anta, editors, *Stabilization, Safety, and Security of Distributed Systems - 24th International Symposium, SSS 2022, Clermont-Ferrand, France, November 15-17, 2022, Proceedings*, volume 13751 of *Lecture Notes in Computer Science*, pages 99–113. Springer, 2022.
- [6] Avrim Blum, Prabhakar Raghavan, and Baruch Schieber. Navigating in unfamiliar geometric terrain. *SIAM J. Comput.*, 26(1):110–137, 1997.
- [7] Manuel Blum and Dexter Kozen. On the power of the compass (or, why mazes are easier to search than graphs). In *19th Annual Symposium on Foundations of Computer Science, Ann Arbor, Michigan, USA, 16-18 October 1978*, pages 132–142. IEEE Computer Society, 1978.
- [8] Manuel Blum and William J. Sakoda. On the capability of finite automata in 2 and 3 dimensional space. In *18th Annual Symposium on Foundations of Computer Science, Providence, Rhode Island, USA, 31 October - 1 November 1977*, pages 147–161. IEEE Computer Society, 1977.
- [9] Jurek Czyzowicz, Dariusz Dereniowski, Leszek Gasieniec, Ralf Klasing, Adrian Kosowski, and Dominik Pajak. Collision-free network exploration. *J. Comput. Syst. Sci.*, 86:70–81, 2017.
- [10] Jurek Czyzowicz, Stefan Dobrev, Ryan Killick, Evangelos Kranakis, Danny Krizanc, Lata Narayanan, Jaroslav Opatrny, Denis Pankratov, and Sunil M. Shende. Graph exploration by energy-sharing mobile agents. In Tomasz Jurdzinski and Stefan Schmid, editors, *Structural Information and Communication Complexity - 28th International Colloquium, SIROCCO 2021*,

Wrocław, Poland, June 28 - July 1, 2021, *Proceedings*, volume 12810 of *Lecture Notes in Computer Science*, pages 185–203. Springer, 2021.

- [11] Xiaotie Deng, Tiko Kameda, and Christos H. Papadimitriou. How to learn an unknown environment I: the rectilinear case. *J. ACM*, 45(2):215–245, 1998.
- [12] Xiaotie Deng and Christos H. Papadimitriou. Exploring an unknown graph. *J. Graph Theory*, 32(3):265–297, 1999.
- [13] Dariusz Dereniowski, Yann Disser, Adrian Kosowski, Dominik Pajak, and Przemysław Uznański. Fast collaborative graph exploration. *Inf. Comput.*, 243:37–49, 2015.
- [14] Krzysztof Diks, Pierre Fraigniaud, Evangelos Kranakis, and Andrzej Pelc. Tree exploration with little memory. *J. Algorithms*, 51(1):38–63, 2004.
- [15] Yann Disser, Jan Hackfeld, and Max Klimm. Tight bounds for undirected graph exploration with pebbles and multiple agents. *J. ACM*, 66(6):40:1–40:41, 2019.
- [16] Christian A. Duncan, Stephen G. Kobourov, and V. S. Anil Kumar. Optimal constrained graph exploration. In S. Rao Kosaraju, editor, *Proceedings of the Twelfth Annual Symposium on Discrete Algorithms, January 7-9, 2001, Washington, DC, USA*, pages 807–814. ACM/SIAM, 2001.
- [17] Pierre Fraigniaud, Leszek Gasieniec, Dariusz R. Kowalski, and Andrzej Pelc. Collective tree exploration. *Networks*, 48(3):166–177, 2006.
- [18] Christian Glacet, Avery Miller, and Andrzej Pelc. Time vs. information tradeoffs for leader election in anonymous trees. In Robert Krauthgamer, editor, *Proceedings of the Twenty-Seventh Annual ACM-SIAM Symposium on Discrete Algorithms, SODA 2016, Arlington, VA, USA, January 10-12, 2016*, pages 600–609. SIAM, 2016.
- [19] Barun Gorain, Kaushik Mondal, Himadri Nayak, and Supantha Pandit. Pebble guided optimal treasure hunt in anonymous graphs. *Theor. Comput. Sci.*, 922:61–80, 2022.
- [20] Frank Hoffmann. One pebble does not suffice to search plane labyrinths. In Ferenc Gécseg, editor, *Fundamentals of Computation Theory, FCT’81, Proceedings of the 1981 International FCT-Conference, Szeged, Hungary, August 24-28, 1981*, volume 117 of *Lecture Notes in Computer Science*, pages 433–444. Springer, 1981.
- [21] Michal Koucký. Universal traversal sequences with backtracking. *Journal of Computer and System Sciences*, 65(4):717–726, 2002. Special Issue on Complexity 2001.
- [22] Yoshihiro Nakaminami, Toshimitsu Masuzawa, and Ted Herman. Self-stabilizing agent traversal on tree networks. *IEICE Trans. Inf. Syst.*, 87-D(12):2773–2780, 2004.
- [23] Petrisor Panaite and Andrzej Pelc. Exploring unknown undirected graphs. *J. Algorithms*, 33(2):281–295, 1999.
- [24] Omer Reingold. Undirected connectivity in log-space. *J. ACM*, 55(4), sep 2008.

- [25] N Sarat Chandra, Leena Vachhani, and Arpita Sinha. A decentralized approach for autonomous multi-robot exploration and map building for tree structures. 2015.
- [26] Anupam N. Shah. Pebble automata on arrays. *Comput. Graph. Image Process.*, 3(3):236–246, 1974.