

OVT-B: A New Large-Scale Benchmark for Open-Vocabulary Multi-Object Tracking

Haiji Liang¹, Ruize Han^{2,3*}

¹School of Software Technology, Zhejiang University

²Shenzhen Institute of Advanced Technology, Chinese Academy of Sciences

³Department of Computer Science, City University of Hong Kong

coolsea@zju.edu.cn, rz.han@siat.ac.cn

Abstract

Open-vocabulary object perception has become an important topic in artificial intelligence, which aims to identify objects with novel classes that have not been seen during training. Under this setting, open-vocabulary object detection (OVD) in a single image has been studied in many literature. However, open-vocabulary object tracking (OVT) from a video has been studied less, and one reason is the shortage of benchmarks. In this work, we have built a new large-scale benchmark for open-vocabulary multi-object tracking namely OVT-B. OVT-B contains 1,048 categories of objects and 1,973 videos with 637,608 bounding box annotations, which is much larger than the sole open-vocabulary tracking dataset, *i.e.*, OV-TAO-val dataset (200+ categories, 900+ videos). The proposed OVT-B can be used as a new benchmark to pave the way for OVT research. We also develop a simple yet effective baseline method for OVT. It integrates the motion features for object tracking, which is an important feature for MOT but is ignored in previous OVT methods. Experimental results have verified the usefulness of the proposed benchmark and the effectiveness of our method. We have released the benchmark to the public at <https://github.com/CoolSea/OVT-B-Dataset>.

1 Introduction

Multi-object tracking (MOT) has achieved significant progress in tracking specific categories such as humans and vehicles [1, 2]. However, the classical MOT task mainly focuses on tracking targets of people and vehicles, which makes the methods encounter difficulties when extended to a broader range of target categories, limiting their practical application value. Recent studies in the open vocabulary detection (OVD) domain, such as [3], [4], have demonstrated the capability to detect objects of categories unseen during training directly. As we all know, detection is the fundamental task of MOT. So the burgeoning OVD can greatly bring generalization ability to MOT models.

OVTrack [5] is the first study attempting to combine open vocabulary with multi-object tracking. This work develops a simple baseline method namely OVTrack by combining a state-of-the-art open vocabulary detector and an appearance matching-based track head. As the basic study, based on a large generic MOT dataset TAO, it builds a new dataset containing OV-TAO-val and OV-TAO-test for performance evaluation, with a comprehensive tracking metric TETA[6] as the evaluation criterion.

Open-vocabulary multi-object tracking (OVMOT), as a new yet practical task, is very promising with great research potential. However, the largest challenge for the further study of this topic is the lack of a comprehensive benchmark. We all know that accurately evaluating the performance of new OVMOT methods requires a benchmark dataset containing *a large number of videos and categories*.

*Corresponding Author.

However, previous research utilized modified OV-TAO-val and OV-TAO-test as insufficient evaluation datasets. As stated in [7] – ‘A more dynamic, challenging video dataset is needed to fully explore the potential of vision language models for open vocabulary learning.’

First, in terms of the object categories, although the basic dataset TAO has a large number of 833 categories, OV-TAO-val includes 330 object categories, composed of 295 base classes and only 35 novel classes. This is because, following the base/novel category setting in the LVIS [8] dataset, the authors in [5] use the overlapped base/novel categories between LVIS and TAO to build OV-TAO-val. This number of categories does not meet the large vocabulary evaluation needs in open vocabulary research. Especially the amount of new classes especially hardly reflects the model’s true open vocabulary tracking capability. The category setup and data distribution of the OV-TAO-test dataset is almost identical to the OV-TAO-val dataset, failing to serve as a practicable benchmark. Second, the annotation rate of the original TAO is sparse. Specifically, the frame rate of the videos in TAO is 30 fps, but the annotation is only 1 fps. Also, in each video, the objects are not very dense with up to 10 annotated targets per frame. Therefore, in this work, we build OVT-B, a large-scale Open-Vocabulary multi-object Tracking Benchmark containing 1,973 videos and 637,608 annotated objects from 1,048 categories, as shown in Figure 1, surpassing the diversity of all current MOT datasets. Besides the diverse categories and large scale, the target presence and annotation density also exceed those of existing OV-TAO-val and OV-TAO-test datasets. OVT-B also includes some attributes especially for the MOT task, *e.g.*, the scenarios of out-of-view, fast motion, mutual occlusion, and objects with various sizes, shapes, *etc.*

We also develop a simple baseline method for open-vocabulary tracking. Specifically, the existing method OVTrack [5] solely relies on appearance features for object association, neglecting motion information, which is also a strong cue in the classical MOT task. This way, in this work, we propose OVTrack+, a simple method that combines appearance and motion information for association, enhancing performance by integrating the motion cues.

We summarize the main contributions of this work. We construct OVT-B, the first benchmark specifically designed for the open-vocabulary multi-object tracking (OVMOT) task, which is a massive and richly categorized dataset, with dense objects and full annotations. OVT-B can better provide a new platform for the research and evaluation of OVMOT. We also develop a new baseline method OVTrack+, which exploits the potentialities of motion features for OVMOT. We also conduct extensive experiments on OVT-B and report the comparison results of a series of approaches of OVMOT. Through the above effort, we provide a benchmark study for promoting the development of OVMOT.

2 Related Work

Multiple Object Tracking. Multi-object tracking (MOT) aims to detect, classify, and associate multiple object targets within video sequences. The classical MOT paradigm, *Tracking by Detection*, initially employs detectors to identify objects in frames, followed by trackers to associate these objects. Predominantly, this framework focuses on target association using two distinct types of cues. A notable example of using location and motion cues is SORT [1], which leverages Kalman filtering [9] to forecast trajectories and the Hungarian algorithm [10] for matching detection results with these trajectories. On the other hand, some works utilize appearance cues (re-identification, *ReID* methods) for target association, such as POI [11] and DeepSORT [2]. Recent researches suggest that combining both cues can achieve better performance, as demonstrated by Deep OC-SORT [12], BoT-SORT [13], and StrongSORT [14]. An alternative mainstream paradigm is *Joint Detection and Tracking*, which primarily explores the synergy between detection and tracking tasks. JDE [15] and FairMOT [16] are exemplary works that integrate detection with appearance embeddings extraction in one stage. Another way incorporates object displacement prediction into the detector, as illustrated by D&T [17], Tracktor [18], and CenterTrack [19]. Some approaches introduce the Transformer [20] architecture into MOT, aiming to model the tracking task through learning deep representations, such as MOTR [21] and TrackFormer [22]. However, these end-end methods often fall short of two-stage methods in terms of accuracy. Furthermore, several studies adopt offline methods, treating target association as a global optimization challenge across the entire sequence and employing graph-based models or graph neural networks [23, 24].

Open-Vocabulary Object Detection. To address the challenge of detecting novel category objects, researchers have proposed three approaches: Open-Set/Open World/Out-Of-Distribution (OOD) Learning, Zero-Shot Learning, and Open Vocabulary Learning. In Open-Set/Open World/OOD Learning, models need to recognize objects of novel classes and classify them as *unknown*. In zero-shot learning, models need to classify the novel categories with additional knowledge. In open vocabulary learning, which has become increasingly mainstream, models are allowed to classify novel categories using low-cost knowledge sources. The foundational assumption of open vocabulary learning is access to large-scale image captions available in network data. Based on this, OVR-CNN [25] first introduced the concept of open vocabulary object detection (OVOD), utilizing image captions to gain additional knowledge. Then, the contrastive learning model CLIP [26], leveraging the abundance of image-text pairs on the web, became a secondary source of knowledge for OVOD. Given the extensive knowledge of Visual Language Models (VLMs) like CLIP, employing a VLM to train a detector head is an intuitive approach. ViLD [3] pioneered the use of the Knowledge Distillation method to build an OVOD model. Inspired by the DETR [27] series, OV-DETR [28] was introduced, innovating the original matching mechanism. The idea of aligning region and text also influenced subsequent works such as BARON [4] and VLDet [29]. Moreover, two knowledge sources have been further explored, i.e., pseudo labeling, with VL-PLM [30] and RegionCLIP [31] as exemplary works, and prompting engineering, as demonstrated by DetPro [32] and PromptDet [33]. Recently, the trend has shifted towards more innovative pre-training methods, e.g., CFM-ViT [34] and CoDet [35].

Open-World and Open-Vocabulary MOT. In traditional MOT benchmarks such as KITTI [36], MOTChallenge [37, 38], and DanceTrack [39], the categories are typically restricted to humans or vehicles. Many MOT algorithms achieve higher accuracy by leveraging the prior knowledge associated with these categories. As a result, the majority of MOT models cannot track objects across more general categories. However, there remains significant interest in tracking objects beyond humans and vehicles, such as wildlife (e.g., bats [40] and bees [41]). In response to this need, BLP [42] introduced the concept of Generic Multiple Object Tracking (GMOT), which expands the task from tracking multiple objects within some categories to some generic categories. Subsequently, GMOT-40 [43] established a new benchmark for this task, defining ten generic categories within its dataset. Besides, TAO [44] presents a broader variety of categories than previous datasets, creating a long-tail distribution that encourages the development of models capable of tracking more categories. With the popularity of Open-Set/Open World/OOD Learning, Open World Tracking [45] was introduced, evaluating the task of tracking *unknown* categories using OWTA as the evaluation metric. Following this development, SimOWT [46] achieved state-of-the-art performance in open-world tracking using a self-training paradigm. However, the capability for accurate classification should not be underestimated in tracking models. Therefore, OVTrack [5] presented the first framework for open vocabulary multiple object tracking, employing diffusion models to generate object pairs for training the model in association capabilities. Furthermore, VOVTrack [47] proposes to train the network using the (raw) videos rather than the image pairs in [5] in a self-supervised manner. To promote the development of this new and important topic, in this work, we complement the OVMOT evaluation benchmark and present a simple baseline.

Table 1: Statistics of MOT datasets and OVMOT datasets. We provide the number of classes (#Cls.), videos (#Vid.), tracks (#Track), boxes (#Box), frames (#Frm.) in these datasets, and the image resolution (Res./p), duration (Dur./second), and average number of objects per frame (#Obj.) and the annotation frame rate (Ann./fps).

Datasets	#Cls.	#Vid.	#Track	#Box	#Frm.	Res.	Dur.	#Obj.	Ann.
MOT17	1	42	3993	901K	33K	480-1080	17-85	1-63	30
MOT20	1	8	3833	2102K	13K	880-1080	17-133	1-94	30
KITTI	5	50	2600	80K	15K	512	20-90	0-30	10
DanceTrack	1	100	990	877K	105K	720-1080	20-108	1-22	20
UAVDT	3	100	2700	841K	80K	540-1080	3-99	1-122	6
TAO	833	2907	17287	333K	2674K	480-2160	1-279	1-10	1
GMOT-40	10	40	2026	256K	9K	480-1080	3-24.2	10-128	24-30
OV-TAO-val	330	988	5473	113K	36K	480-2160	15-63	1-11	1
OV-TAO-test	357	1419	7946	166K	52K	480-2160	10-59	1-11	1
OVT-B (Ours)	1048	1973	13686	673K	88K	360-1440	1-220	2-86	5-30

As shown in Table 1, we summary the data statistics of the classical MOT datasets, i.e., MOT17 [37], MOT20 [38], KITTI [36], DanceTrack [39] and UAVDT [48], and two new generic MOT datasets, i.e.,

TAO [44], GMOT-40 [43] and the existing open-vocabulary MOT dataset, *i.e.*, OV-TAO-validation [5], OV-TAO-test [5]. We can see that, the proposed OVT-B includes the most object classes. Also, the data scale of OVT-B is quite large compared to existing datasets. Note that, although TAO is larger containing more videos and tracks, its annotation frame rate is only 1 fps. So the annotated frames (which can be used for evaluation) in TAO are much fewer than in our dataset.

3 OVT Benchmark

To better evaluate the open-vocabulary tracking task, we establish a new large-scale dataset named OVT-B (Open-Vocabulary Tracking Benchmark). In this section, we present the video collection and annotation of OVT-B, as well as provide statistical information about this dataset and the comparisons with other datasets.

3.1 Data Collection

Similar to the TAO dataset, we sourced video data from existing datasets to construct the OVT-B. The selection criteria for video data were as follows:

- Each video must contain multiple objects;
- The dataset should represent a variety of categories;
- Most objects must be in motion, providing trajectory information;
- The data must be original and not derived from other datasets.

Based on these criteria, we selected seven datasets previously utilized for different tasks, including multi-object tracking (MOT), video instance segmentation (VIS), and video object detection (VOD), to create OVT-B. These datasets are AnimalTrack [49], GMOT-40 [43], LV-VIS [50], OVIS [51], UVO [52], YouTube-VIS [53], and ImageNet-VID [54]. Based on these datasets, we excluded the sequences featuring only background categories, non-specific categories, and unknown categories, retaining only those containing at least two objects. To more closely mirror various real-world scenarios and present more challenging scenes, we preserved the original resolution, duration, and annotation frame rate of the videos. It is important to note that the OVMOT task employs pre-trained OVID models, typically without training specifically on the OVMOT dataset. This underscores the critical need for a robust evaluation benchmark. Consequently, the proposed OVT-B does not partition the training/testing dataset and serves exclusively as a comprehensive testing set.

3.2 Dataset Annotation

Creating unified annotations for sequences from different datasets presents several challenges, surpassing the complexity of annotating homogeneous sequences. ❶ *Annotation format difference*: Firstly, annotation formats and file storage conventions vary significantly across tasks. For instance, MOT datasets generally adhere to the MOTChallenge [37, 38] format, VIS datasets to the MS COCO [55] format, and VOD datasets to the ImageNet-VID [54] format. Additionally, even within the same task category, annotation formats may differ, necessitating bespoke processing for each dataset. ❷ *Category definition differences*: Secondly, category definitions across datasets are not uniform. Common issues include single objects corresponding to vocabularies of different granularities (*e.g.*, ‘livestock’ vs. ‘pig’), objects associated with multiple vocabularies that have the same semantic meaning (*e.g.*, ‘couch’ and ‘sofa’), and vocabularies that encompass multiple meanings, thus corresponding to different objects (*e.g.*, ‘bow’ as an ornament vs. ‘bow’ as a weapon). ❸ *Occlusion annotation manner*: Thirdly, the representation of completely occluded objects varies between datasets. For example, MOT datasets typically predict the motion position of an occluded object, whereas VIS datasets might label the position as null.

❶ To address the above challenge of annotation format differences, we initially stripped unnecessary information from the original dataset annotations specific to MOT and converted these annotations into a uniform format. Specifically, we adapted the annotations to match the TAO protocol [44], standardizing file formats and simplifying redundant data.

❷ For the category definition difference, we meticulously reviewed all categories in the original seven datasets, merged synonyms, applied semantic constraints to polysemous terms, and eliminated some generic categories, ultimately preserving 1,048 distinct categories.

③ To handle the annotation of occluded objects, following the TAO protocol, we uniformly set the positions of completely occluded objects as null. This way, in our dataset, objects with partial occlusion are reserved, and the objects completely occluded are not annotated, but if they reappear, they retain their original track ID.

We clarified that each above step of the annotation process was rigorously managed, involving professional manual annotation, double-checking, and correction to ensure accuracy and consistency. For a such large-scale dataset with abundant categories, the data cleaning and annotation is quite labor intensive.

3.3 Dataset Statistics and Comparison

Next, we show the dataset statistics of OVB-B from multiple dimensions in detail. Since OV-MOT-val and OV-MOT-test [5] have the same distribution and similar attributes, we compared one of them to OVT-B, to show the advantages of the proposed OVT-B, including diverse categories, large scale, dense annotations, and numerous targets.

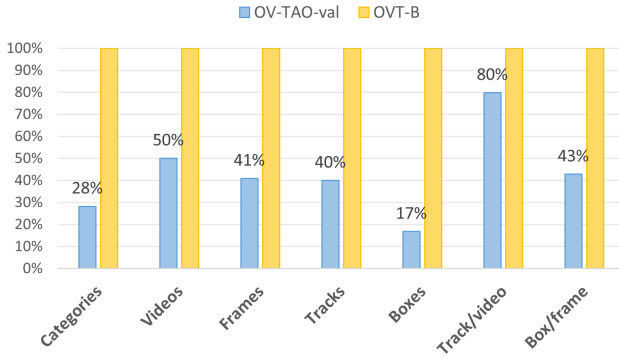


Figure 1: Comparison of OV-TAO-val and OVT-B.

main of open vocabulary multi-object tracking (OVMOT), TAO-val only utilizes the categories overlapping with LVIS [8], consisting of 295 base categories and 35 novel categories. However, in open vocabulary scenarios, new categories do not undergo pre-training, hence we believe there is no need to confine novel categories to the predefined novel categories of LVIS [8].

This way, in OVT-B, we set the base classes following the setting in LVIS, but the novel classes are out of the scope of that in LVIS. Note that, we still guarantee that the novel classes in OVT-B have no overlap with the base classes in LVIS, *i.e.*, the novel classes are unseen before. As shown in Figure 1, the categories in OV-TAO-val is only about 28% of that in OVT-B. Besides abundance, the category set in our dataset ensures a more balanced ratio between base and new categories, more accurately evaluating the model’s ability to recognize new categories. We show the word cloud of the categories in OVT-B in Figure 2.



Figure 2: Word cloud of OVT-B categories.

• **Large Scale:** OVT-B features a larger number of annotated frames, trajectories, bounding boxes, and video counts, making it a dataset of a significantly larger scale, see Figure 1. This meets the current needs for evaluating rapidly increasing model sizes and capabilities.

• **Dense Targets:** As shown in Figure 3(a), the range of video length in OVT-B is much larger than that in OV-TAO-val. As shown in Figure 3(b), the maximal resolution in OVT-B is lower than OV-TAO-val. We further calculate the mean, median, and mode of the image resolution in them. The average resolution of OVT-B (724 p) is slightly lower than that of OV-TAO-val (788 p). But both the

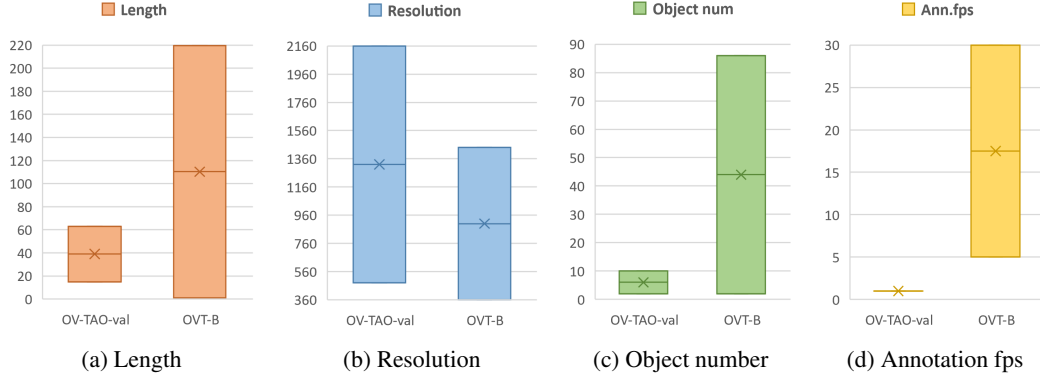


Figure 3: Comparison of OV-TAO-val with OVT-B in scope.

median and mode of the resolution in OVT-B are the same as those of OV-TAO-val. In terms of the image resolution, OVT-B is comparable with OV-TAO-val. As in Figure 3(c), unlike the OV-TAO-val dataset, which limits up to 10 targets per frame, OVT-B does not impose such a limit, thus boasting a higher number of video targets. In OVT-B, the maximum number of targets per frame can reach 86. A higher number of targets per frame implies increased scene congestion and complexity, allowing for an evaluation of models’ performance in complex environments.

• **Complete Annotations:** As shown in Figure 4, unlike OV-TAO-val, which focuses on annotating prominent targets, our dataset includes a certain number of occlusion and dense cases, providing a more diverse set of evaluation scenarios. Besides, as shown in Figure 3(d), OVT-B possesses a higher annotation frame rate, with the lowest being 5 and the highest reaching 30. This enables models to fully utilize the information in every video frame for tracking and recognition. By contrast, the annotation frame rate of OV-TAO-val is 1, leaving many frames unannotated. It does not meet the need to sufficiently evaluate the performance of models.




Figure 4: Screenshots of annotations of OV-TAO-val and OVT-B.

3.4 Dataset Attributes

Next, we further describe the detailed attributes of the OVT-B. First, the videos in our dataset are various with many challenges in terms of the tracking task, *i.e.*, the object with out-of-view, fast motion, shape change, or different degrees of occlusion.

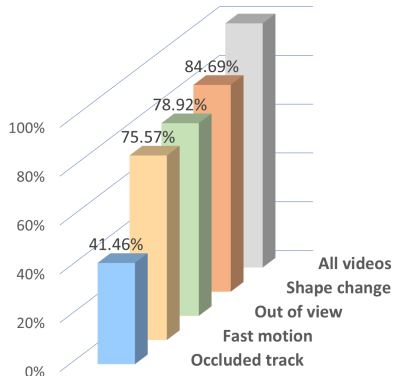


Figure 5: Ratio of videos with attributes.

Specifically, following previous works for object tracking [38], the above attributes are defined as following four aspects:

- *Occluded track* – The target is obscured or lost during part of the trajectory.
- *Fast motion* – The target moves more than 1/25 of the image width between two frames.
- *Out of view* – Part of the target is outside the image boundary.
- *Shape change* – A change of aspect ratio of the target greater than 1/5 between two frames.

As shown in Figure 5, OVT-B presents significant challenges for multi-object tracking (MOT) tasks. It re-

quires methods to possess the ability to handle occlusion, perform accurate motion prediction for fast-moving objects, and correctly classify and associate targets when they are partially missing or undergoing shape changes.

We also investigate the attributes of the objects in OVT-B. Specifically, we analyze the size and shape of the objects and the length of the tracks, as below.

- *Object size:*

- Large objects – Occupy more than 1/2 of the image area.
- Medium objects – Occupy less than 1/2 but more than 1/10 of the image area.
- Small objects – Occupy less than 1/10 of the image area.

- *Object shape:*

- Complex shapes – Have aspect ratios greater than 5 or less than 1/5.
- Intermediate shapes – Have aspect ratios less than 5 but greater than 2, or greater than 1/5 but less than 1/2.
- Normal shapes – Have aspect ratios less than 2 but greater than 1/2.

- *Track length:*

- Long tracks – The trajectory length exceeds 4/5 of the video length.
- Medium tracks – The trajectory length is less than 4/5 of the video length but more than 1/5.
- Short tracks – The trajectory length is less than 1/5 of the video length.

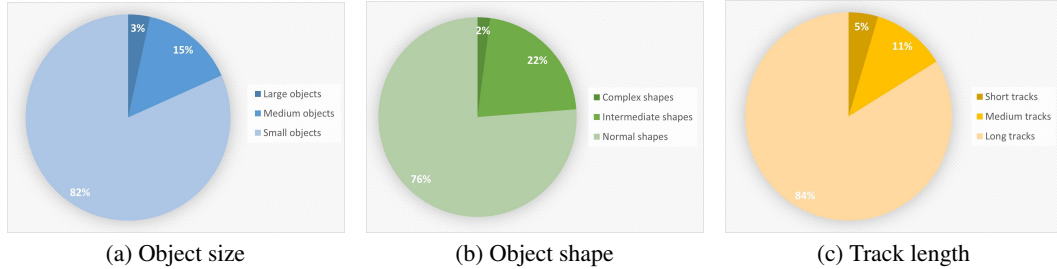


Figure 6: Proportion of different object sizes, object shapes, and track lengths in OVT-B.

As shown in Figure 6, we can first see that, similar to most MOT datasets, the small objects take up the major proportion in our dataset. OVT-B also includes about 20% medium/large-size objects, which is more plentiful than previous MOT datasets. *e.g.*, MOT 20. Similarly. To the object shape, the normal shapes naturally take up the majority of targets. Our dataset also contains about a quarter of objects with abnormal shapes, which can increase the richness of data. Finally, we can see that most of the trajectories in OVT-B are long, with a portion being medium or short. This can better evaluate the performance of the tracking tasks. These data attributes and distribution reflect the diversity of targets and trajectories in OVT-B, as well as a comprehensive range of tracking scenarios.

3.5 Metrics

We use the tracking-every-thing accuracy (TETA) [6] as the evaluation metric, which is calculated from three independent scores. First, localization accuracy (LocA) is calculated based on the matching of annotation boxes and predicted boxes, $LocA = \frac{|TPL|}{|TPL| + |FPL| + |FNL|}$, followed by the calculation of classification accuracy (ClsA) based on TPL with good localization results, $ClsA = \frac{|TPC|}{|TPC| + |FPC| + |FNC|}$, Subsequently, association accuracy (AssA) is calculated based on TPL with good localization results, $AssA = \frac{1}{|TPL|} \sum_{b \in TPL} \frac{|TPA(b)|}{|TPA(b)| + |FPA(b)| + |FNA(b)|}$, Ultimately, TETA is obtained by taking the arithmetic mean of the three accuracies, $TETA = \frac{LocA + ClsA + AssA}{3}$. In OVMOT, following the evaluation method of OVID, TETA is calculated separately for base and novel classes.

4 OVTrack+: A New Baseline

OVTrack [5], as the first and alone public tracker for OVMOT, uses only the appearance feature for the association. In this section, we introduced a simple yet effective baseline incorporating a motion model into open-vocabulary multi-object tracking, using motion information and appearance features as cues for association.

Integrating motion model for OVTrack. In addressing the challenge of open-vocabulary multi-object tracking, we believe that the integration of a target motion model is advantageous for association tasks due to its category-agnostic nature. While the proliferation of categories introduces specific motion patterns that may challenge the assumptions inherent to the classical motion model, *e.g.*, the Kalman filter, this model nonetheless offers valuable supervisory data that aids in the association process for most categories. Experimental evidence, however, indicates that reliance solely on the motion model for object tracking is suboptimal. Drawing on these insights, we developed a method namely OVTrack+ that eliminates the decision threshold and integrates appearance features with motion information.

Before distance computation, the IoU distance between every pair of detected objects $r \in R$ is calculated. Objects with an IoU score greater than the threshold are considered that occlusion and the one with the lower confidence is removed. For each track $\tau \in T$, we first use a Kalman filter to predict the motion position, resulting in p_τ , and then calculate the IoU distance between p_τ and the remaining detected objects p_r . Next, we compute the appearance distance between the stored appearance embeddings q_τ in the track and the detected object’s embeddings q_r . The appearance distance D_{app} is calculated using a weighted combination of the bi-softmax score S_{bi} [56] and the cosine score S_{cos}

$$S_{bi}(\tau, r) = \frac{1}{2} \left[\frac{\exp(q_r \cdot q_\tau)}{\sum_{r' \in R} \exp(q_{r'} \cdot q_\tau)} + \frac{\exp(q_r \cdot q_\tau)}{\sum_{\tau' \in T} \exp(q_r \cdot q_{\tau'})} \right], \quad (1)$$

$$S_{cos}(\tau, r) = \frac{\tau}{\|\tau\|_2} \cdot \left(\frac{r}{\|r\|_2} \right)^\top, D_{app} = \left(\frac{1}{2} (1 + S_{cos}) + S_{bi} \right). \quad (2)$$

The final distance matrix D is obtained by weighting the IoU distance D_{IoU} and the appearance distance D_{app}

$$D = D_{app} \cdot (1 - w) + w \cdot D_{IoU}. \quad (3)$$

Finally, the Hungarian algorithm is applied to the distance matrix for optimal matching. Matches with distances below the threshold are considered successful, while those above the threshold are assigned new IDs. Note that no detected objects are discarded in the open vocabulary tracker due to the generally low and unreliable classification confidence. For the tracks successfully matched, the appearance embeddings e^{k-1} are updated by the Exponential Moving Average (EMA) mechanism

$$e_i^k = \alpha e_i^{k-1} + (1 - \alpha) f_i^k. \quad (4)$$

Implementation details. In our approach, we utilize a two-stage detector that is identical to our baseline method OVTrack [5], employing ResNet50 [57] coupled with a Feature Pyramid Network (FPN) [58], the detection head from ViLD [3] and the tracking head from OVTrack. During inference, the training weights from OVTrack are used along with text embeddings generated by Detpro [32]. We maintain the same operational settings, setting the match distance threshold at 0.5, and the IoU threshold for track initialization at 0.3. To enhance tracking performance, our newly integrated motion model incorporates a memory frame count of 30 frames, a momentum parameter α in Eq. (4) for update embeddings of 0.2, and a motion distance weight w in Eq. (3) of 0.03.

5 Experiments

5.1 Comparison with State-of-The-Art Methods

- *ByteTrack*[59]: It is a renowned motion-based model that relies solely on high-performance detectors and motion information, achieving high running speed and state-of-the-art performance. It utilizes low-score detection boxes by initially matching high-confidence detections, followed by an

association with the low-confidence detections.

- *OC-SORT*[60]: It is derived from ByteTrack[59], also a motion-based model, and achieves new state-of-the-art performance after ByteTrack. It enhances tracking robustness in non-linear motion scenarios and mitigates the impact of object occlusion or disappearance by relying heavily on detections.
- *StrongSORT*[14]: It is a hybrid model combining motion and appearance features, by equipping DeepSORT[2] with advanced components. It introduces a simple yet effective baseline and attains state-of-the-art performance when proposed.
- *OVTrack*[5]: It is derived from QDTrack[56], which is a pure appearance-based model, and also a SOTA model known for its simplicity and effectiveness, without bells and whistles.

Table 2: Open-vocabulary MOT comparison results on OVT-B.

Method	All				Base				Novel			
	TETA	LocA	AssA	ClsA	TETA	LocA	AssA	ClsA	TETA	LocA	AssA	ClsA
ByteTrack [59]	20.1	36.1	12.4	11.9	20.6	35.6	12.7	13.4	19.6	36.6	12.0	10.3
OC-SORT [60]	16.0	31.2	4.3	12.3	16.5	31.0	4.4	14.3	15.4	31.4	4.3	10.3
StrongSORT [14]	24.8	31.6	30.7	12.2	25.7	31.4	31.6	14.2	23.9	31.8	29.7	10.3
OVTrack [5]	46.1	60.8	66.1	11.5	46.8	60.5	66.7	13.4	45.5	61.1	65.5	9.6
OVTrack+	47.0	62.0	67.7	11.3	47.6	61.6	68.2	13.2	46.4	62.5	67.3	9.4

Table 3: Open-vocabulary MOT comparison results on OV-TAO-val.

Method	All				Base				Novel			
	TETA	LocA	AssA	ClsA	TETA	LocA	AssA	ClsA	TETA	LocA	AssA	ClsA
ByteTrack [59]	20.1	36.9	6.0	17.6	20.9	37.0	5.9	19.7	14.7	36.0	6.1	1.8
OC-SORT [60]	24.3	52.1	6.0	14.8	25.1	52.7	6.1	16.5	18.5	48.1	5.4	2.1
StrongSORT [14]	23.4	41.6	13.5	15.2	24.4	42.3	13.7	17.0	16.6	36.4	11.6	1.7
OVTrack [5]	36.1	53.8	37.3	17.3	37.1	54.2	37.8	19.4	28.8	51.2	33.7	1.5
OVTrack+	38.4	57.5	40.8	16.9	39.2	57.5	41.0	18.9	32.5	57.0	38.7	1.8

We present the MOT evaluation results of open vocabulary multi-object tracking on the OV-TAO-val and OVT-B, see Table 2 and Table 3. Compared to the OVTrack, OVTrack+ achieves higher performance on TETA, LocA, and AssA. In terms of ClsA, OVTrack+ experiences a slight decline in performance, indicating that the inclusion of the motion model does not contribute to an improvement in classification performance.

5.2 In-depth Experimental Analysis

In OVT-B, all methods exhibit significantly higher AssA compared to OV-TAO-val. This indicates that the high annotation frame rate of OVT-B, by providing more densely evaluated frames, allows for a more comprehensive and detailed assessment, thereby reducing cumulative error scores. Consequently, it reflects the actual accuracy of the model in target association tasks. Moreover, the performance of various methods is more consistent in OVT-B, suggesting that the scenes and object characteristics in OVT-B are more uniform. This uniformity reduces the variability in algorithm performance under different conditions, facilitating more accurate evaluation and comparison of different methods. Additionally, in OV-TAO-val, OVTrack+ significantly improved performance by incorporating a motion model in association, demonstrating the potential of motion feature-based methods in this dataset. On the other hand, in OVT-B, methods utilizing appearance features consistently achieve higher AssA than those relying solely on motion features. This indicates that objects in OVT-B have more distinctive appearance characteristics. Therefore, OVT-B can effectively complement OV-TAO-val by providing a more comprehensive evaluation.

5.3 Discussion

New challenges and lessons. In this discussion, we delineate the distinctions between open-vocabulary multi-object tracking (OVMOT) and traditional MOT, and what we learned from practice. The introduction of a lot of categories and the low performance of OVD models significantly diminish the reliability of category confidence, due to the closely similar and low confidence scores across

categories. It impairs the effectiveness of using classification confidence as a metric during the association phase – a common practice in traditional MOT methods. Notably, training solely on the categories from the training set still introduces a bias between the appearance quality of base and novel classes, which does not manifest when employing only motion models for association.

Moreover, the use of category information as a cue to supervise open vocabulary association has proven impractical. The impracticality arises from two primary factors: the insufficient reliability of category information provided by detection models, and the minimal distinctions between categories, coupled with the less pronounced than intra-category variances. Consequently, these observations highlight the imperative need to further develop and refine the association mechanisms tailored for the OVMOT context, where conventional strategies falter due to the unique complexities introduced by open vocabulary settings.

Current situation and future outlook. Based on the results of the current state of the object tracking methods on the proposed dataset, we have some thoughts in the following.

In terms of the problem, as shown in Table 2, we can clearly see that the object classification results, especially for the novel class, are very low. This demonstrates that this is a very challenging problem having lots of room for improvement. So, how to improve the novel-class object classification ability of the open-set object tracking method, is a difficult problem worthy of further research. Also, we find that the current methods for open-set object tracking can not handle the performance balance among different sub-tasks. We think that the three sub-tasks, i.e., localization, classification, and tracking could be complementary to each other. For example, on the one hand, the correct tracking results can help the classification task, i.e., the predicted object category should be consistent along a trajectory. On the other hand, the object classification results can also help the tracking, where the object category can be used as a cue for temporal object association during tracking.

In terms of the methods, in classical multi-object tracking, the method can be divided into two categories, i.e., tracking-by-detection methods, and joint embedding of tracking and detection based methods. Classical MOT does not require classification during detection. In the open-vocabulary setting, the detection task is more challenging requiring open-class recognition ability. This way, from our point of view, the tracking-by-detection methods would be the mainstream framework in the near future. This is because the joint feature embedding for three different tasks is very challenging. As discussed in the above (second point), we think that using the results from different tasks to complement each other may be a better solution at present. We also hope to see the first effective joint embedding based method for OVMOT.

Besides, in terms of the evaluation metric, the existing overall metric TETA directly calculates the average of the localization, classification, and tracking accuracies. Considering the difficulty imbalance among different sub-tasks, a new metric for more reasonable evaluation may be required.

Finally, a more recent work [61] aims to handle the object classification task in OVTrack as the recognition problem and proposes a new task namely open-corpus tracking (OCTrack), which may be a further step of OVTrack.

6 Conclusion

In this work, we have built a new large-scale benchmark – OVT-B for the emerging open-vocabulary multi-object tracking (OVMOT). The proposed OVT-B is much larger than the only existing open-vocabulary tracking dataset OV-TAO-val dataset, regardless of video amount or category amount. The proposed OVT-B is very promising to serve as a new benchmark for the study of OVMOT. We develop a simple yet effective baseline for OVMOT that integrates the motion features for object tracking. Experimental results have verified the usefulness of the proposed OVT-B. We have also delineated the distinctions between OVMOT and traditional MOT and provided some experiences and lessons to tackle the new challenges of OVMOT, as well as some outlook in the future. Through the above effort, we aim to pave the way for further research on this topic.

Acknowledgment

This work was supported in part by the National Natural Science Foundation of China (NSFC) under Grant 62402490 and the China Postdoctoral Science Foundation 2024M753397.

References

- [1] Alex Bewley, Zongyuan Ge, Lionel Ott, Fabio Ramos, and Ben Upcroft. Simple online and realtime tracking. In *IEEE International Conference on Image Processing (ICIP)*, pages 3464–3468, 2016.
- [2] Nicolai Wojke, Alex Bewley, and Dietrich Paulus. Simple online and realtime tracking with a deep association metric. In *IEEE International Conference on Image Processing (ICIP)*, pages 3645–3649, 2017.
- [3] Xiuye Gu, Tsung-Yi Lin, Weicheng Kuo, and Yin Cui. Open-vocabulary Object Detection via Vision and Language Knowledge Distillation. In *International Conference on Learning Representations (ICLR)*, 2021.
- [4] Size Wu, Wenwei Zhang, Sheng Jin, Wentao Liu, and Chen Change Loy. Aligning Bag of Regions for Open-Vocabulary Object Detection. In *IEEE/CVF Conference on Computer Vision and Pattern Recognition (CVPR)*, pages 15254–15264, 2023.
- [5] Siyuan Li, Tobias Fischer, Lei Ke, Henghui Ding, Martin Danelljan, and Fisher Yu. OVTrack: Open-Vocabulary Multiple Object Tracking. In *IEEE/CVF Conference on Computer Vision and Pattern Recognition (CVPR)*, pages 5567–5577, 2023.
- [6] Siyuan Li, Martin Danelljan, Henghui Ding, Thomas E. Huang, and Fisher Yu. Tracking Every Thing in the Wild. In *European Conference on Computer Vision (ECCV)*, pages 498–515, 2022.
- [7] Jianzong Wu, Xiangtai Li, Shilin Xu, Haobo Yuan, Henghui Ding, Yibo Yang, Xia Li, Jiangning Zhang, Yunhai Tong, Xudong Jiang, Bernard Ghanem, and Dacheng Tao. Towards Open Vocabulary Learning: A Survey. *IEEE Transactions on Pattern Analysis and Machine Intelligence*, 2024.
- [8] Agrim Gupta, Piotr Dollár, and Ross Girshick. LVIS: A Dataset for Large Vocabulary Instance Segmentation. In *IEEE/CVF Conference on Computer Vision and Pattern Recognition (CVPR)*, pages 5351–5359, 2019.
- [9] R. E. Kalman. A New Approach To Linear Filtering and Prediction Problems. *Journal of Basic Engineering*, 82D:35–45, 1960.
- [10] Bryn Yaw, H. W. Kuhn. The Hungarian method for the assignment problem. In *Naval Res Logist Quart*, 1955.
- [11] Fengwei Yu, Wenbo Li, Quanquan Li, Yu Liu, Xiaohua Shi, and Junjie Yan. POI: Multiple Object Tracking with High Performance Detection and Appearance Feature. In *European Conference on Computer Vision (ECCV) Workshops*, pages 36–42, 2016.
- [12] Gerard Maggolino, Adnan Ahmad, Jinkun Cao, and Kris Kitani. Deep OC-Sort: Multi-Pedestrian Tracking by Adaptive Re-Identification. In *IEEE International Conference on Image Processing (ICIP)*, pages 3025–3029, 2023.
- [13] Nir Aharon, Roy Orfaig, and Ben-Zion Bobrovsky. BoT-SORT: Robust Associations Multi-Pedestrian Tracking. In *arXiv*, July 2022.
- [14] Yunhao Du, Zhicheng Zhao, Yang Song, Yanyun Zhao, Fei Su, Tao Gong, and Hongying Meng. Strongsort: Make deepsort great again. *IEEE Transactions on Multimedia*, 25:8725–8737, 2023.
- [15] Zhongdao Wang, Liang Zheng, Yixuan Liu, Yali Li, and Shengjin Wang. Towards Real-Time Multi-Object Tracking. In *European Conference on Computer Vision (ECCV)*, pages 107–122, 2020.
- [16] Yifu Zhang, Chunyu Wang, Xinggang Wang, Wenjun Zeng, and Wenyu Liu. FairMOT: On the Fairness of Detection and Re-identification in Multiple Object Tracking. *International Journal of Computer Vision*, 129(11):3069–3087, 2021.
- [17] Christoph Feichtenhofer, Axel Pinz, and Andrew Zisserman. Detect to Track and Track to Detect. In *IEEE International Conference on Computer Vision (ICCV)*, pages 3057–3065, 2017.
- [18] Philipp Bergmann, Tim Meinhardt, and Laura Leal-Taixé. Tracking Without Bells and Whistles. In *IEEE/CVF International Conference on Computer Vision (ICCV)*, pages 941–951, 2019.
- [19] Xingyi Zhou, Vladlen Koltun, and Philipp Krähenbühl. Tracking Objects as Points. In *European Conference on Computer Vision (ECCV)*, pages 474–490, 2020.
- [20] Ashish Vaswani, Noam Shazeer, Niki Parmar, Jakob Uszkoreit, Llion Jones, Aidan N. Gomez, Lukasz Kaiser, and Illia Polosukhin. Attention Is All You Need. In *arXiv*, 2023.

- [21] Fangao Zeng, Bin Dong, Yang Zhang, Tiancai Wang, Xiangyu Zhang, and Yichen Wei. MOTR: End-to-End Multiple-Object Tracking with Transformer. In *European Conference on Computer Vision (ECCV)*, pages 659–675, 2022.
- [22] Tim Meinhardt, Alexander Kirillov, Laura Leal-Taixé, and Christoph Feichtenhofer. TrackFormer: Multi-Object Tracking with Transformers. In *IEEE/CVF Conference on Computer Vision and Pattern Recognition (CVPR)*, pages 8834–8844, 2022.
- [23] Guillem Brasó and Laura Leal-Taixé. Learning a Neural Solver for Multiple Object Tracking. In *IEEE/CVF Conference on Computer Vision and Pattern Recognition (CVPR)*, 2020.
- [24] Li Zhang, Yuan Li, and Ramakant Nevatia. Global Data Association for Multi-Object Tracking using Network Flows. In *IEEE Conference on Computer Vision and Pattern Recognition*, pages 1–8, June 2008.
- [25] Alireza Zareian, Kevin Dela Rosa, Derek Hao Hu, and Shih-Fu Chang. Open-Vocabulary Object Detection Using Captions. In *IEEE/CVF Conference on Computer Vision and Pattern Recognition (CVPR)*, pages 14388–14397, 2021.
- [26] Alec Radford, Jong Wook Kim, Chris Hallacy, A. Ramesh, Gabriel Goh, Sandhini Agarwal, Girish Sastry, Amanda Askell, Pamela Mishkin, Jack Clark, Gretchen Krueger, and I. Sutskever. Learning Transferable Visual Models From Natural Language Supervision. In *International Conference on Machine Learning (ICML)*, 2021.
- [27] Nicolas Carion, Francisco Massa, Gabriel Synnaeve, Nicolas Usunier, Alexander Kirillov, and Sergey Zagoruyko. End-to-End Object Detection with Transformers. In *European Conference on Computer Vision (ECCV)*, pages 213–229, 2020.
- [28] Yuhang Zang, Wei Li, Kaiyang Zhou, Chen Huang, and Chen Change Loy. Open-Vocabulary DETR with Conditional Matching. In *European Conference on Computer Vision (ECCV)*, pages 106–122, 2022.
- [29] Chuang Lin, Peize Sun, Yi Jiang, Ping Luo, Lizhen Qu, Gholamreza Haffari, Zehuan Yuan, and Jianfei Cai. Learning Object-Language Alignments for Open-Vocabulary Object Detection. In *International Conference on Learning Representations*, 2022.
- [30] Shiyu Zhao, Zhixing Zhang, Samuel Schuster, Long Zhao, B.G Vijay Kumar, Anastasis Sathopoulos, Manmohan Chandraker, and Dimitris N. Metaxas. Exploiting Unlabeled Data with Vision and Language Models for Object Detection. In *European Conference on Computer Vision (ECCV)*, pages 159–175, 2022.
- [31] Yiwu Zhong, Jianwei Yang, Pengchuan Zhang, Chunyuan Li, Noel Codella, Liunian Harold Li, Luowei Zhou, Xiyang Dai, Lu Yuan, Yin Li, and Jianfeng Gao. RegionCLIP: Region-based Language-Image Pretraining. In *IEEE/CVF Conference on Computer Vision and Pattern Recognition (CVPR)*, pages 16772–16782, 2022.
- [32] Yu Du, Fangyun Wei, Ziheng Zhang, Miaojing Shi, Yue Gao, and Guoqi Li. Learning to Prompt for Open-Vocabulary Object Detection with Vision-Language Model. In *IEEE/CVF Conference on Computer Vision and Pattern Recognition (CVPR)*, pages 14064–14073, 2022.
- [33] Chengjian Feng, Yujie Zhong, Zequn Jie, Xiangxiang Chu, Haibing Ren, Xiaolin Wei, Weidi Xie, and Lin Ma. PromptDet: Towards Open-Vocabulary Detection Using Uncurated Images. In *European Conference on Computer Vision (ECCV)*, pages 701–717, 2022.
- [34] Dahun Kim, Anelia Angelova, and Weicheng Kuo. Contrastive Feature Masking Open-Vocabulary Vision Transformer. In *IEEE/CVF International Conference on Computer Vision (ICCV)*, pages 15556–15566, 2023.
- [35] Chuofan Ma, Yi Jiang, Xin Wen, Zehuan Yuan, and Xiaojuan Qi. CoDet: Co-occurrence Guided Region-Word Alignment for Open-Vocabulary Object Detection. In *Annual Conference on Neural Information Processing Systems (NeurIPS)*, 2023.
- [36] Andreas Geiger, Philip Lenz, and Raquel Urtasun. Are we ready for autonomous driving? The KITTI vision benchmark suite. In *IEEE Conference on Computer Vision and Pattern Recognition (CVPR)*, pages 3354–3361, 2012.
- [37] Anton Milan, Laura Leal-Taixé, Ian Reid, Stefan Roth, and Konrad Schindler. MOT16: A Benchmark for Multi-Object Tracking. In *arXiv*, 2016.
- [38] Patrick Dendorfer, Hamid Rezatofighi, Anton Milan, Javen Shi, Daniel Cremers, Ian Reid, Stefan Roth, Konrad Schindler, and Laura Leal-Taixé. MOT20: A benchmark for multi object tracking in crowded scenes. In *arXiv*, 2020.

- [39] Peize Sun, Jinkun Cao, Yi Jiang, Zehuan Yuan, Song Bai, Kris Kitani, and Ping Luo. DanceTrack: Multi-Object Tracking in Uniform Appearance and Diverse Motion. In *IEEE/CVF Conference on Computer Vision and Pattern Recognition (CVPR)*, pages 20961–20970, 2022.
- [40] M. Betke, D.E. Hirsh, A. Bagchi, N.I. Hristov, N.C. Makris, and T.H. Kunz. Tracking Large Variable Numbers of Objects in Clutter. In *IEEE Conference on Computer Vision and Pattern Recognition (CVPR)*, pages 1–8, 2007.
- [41] Katarzyna Bozek, Laetitia Hebert, Alexander S. Mikheyev, and Greg J. Stephens. Towards Dense Object Tracking in a 2D Honeybee Hive. In *IEEE/CVF Conference on Computer Vision and Pattern Recognition (CVPR)*, pages 4185–4193, 2018.
- [42] Wenhan Luo, Tae-kyun Kim, Björn Stenger, Xiaowei Zhao, and Roberto Cipolla. Bi-label Propagation for Generic Multiple Object Tracking. In *IEEE Conference on Computer Vision and Pattern Recognition (CVPR)*, pages 1290–1297, 2014.
- [43] Hexin Bai, Wensheng Cheng, Peng Chu, Juehuan Liu, Kai Zhang, and Haibin Ling. GMOT-40: A Benchmark for Generic Multiple Object Tracking. In *IEEE/CVF Conference on Computer Vision and Pattern Recognition (CVPR)*, pages 6715–6724, 2021.
- [44] Achal Dave, Tarasha Khurana, Pavel Tokmakov, Cordelia Schmid, and Deva Ramanan. TAO: A Large-Scale Benchmark for Tracking Any Object. In *European Conference on Computer Vision (ECCV)*, pages 436–454, 2020.
- [45] Yang Liu, Idil Esen Zulfikar, Jonathon Luiten, Achal Dave, Deva Ramanan, Bastian Leibe, Aljoša Ošep, and Laura Leal-Taixé. Opening up open world tracking. In *IEEE/CVF Conference on Computer Vision and Pattern Recognition (CVPR)*, pages 19023–19033, 2022.
- [46] Bingyang Wang, Tanlin Li, Jiannan Wu, Yi Jiang, Huchuan Lu, and You He. A Simple Baseline for Open-World Tracking via Self-training. In *Proceedings of the ACM International Conference on Multimedia*, pages 2765–2774, 2023.
- [47] Zekun Qian, Ruize Han, Junhui Hou, Linqi Song, and Wei Feng. VOVTrack: Exploring the Potentiality in Videos for Open-Vocabulary Object Tracking. In *arXiv*, 2024.
- [48] Dawei Du, Yuankai Qi, Hongyang Yu, Yifan Yang, Kaiwen Duan, Guorong Li, Weigang Zhang, Qingming Huang, and Qi Tian. The Unmanned Aerial Vehicle Benchmark: Object Detection and Tracking. In *European Conference on Computer Vision (ECCV)*, pages 375–391, 2018.
- [49] Libo Zhang, Junyuan Gao, Zhen Xiao, and Heng Fan. AnimalTrack: A Benchmark for Multi-Animal Tracking in the Wild. *International Journal of Computer Vision*, 131(2):496–513, February 2023.
- [50] Haochen Wang, Xiaolong Jiang, Xu Tang, Yao Hu, Cilin Yan, Weidi Xie, Shuai Wang, and Efstratios Gavves. Towards open-vocabulary video instance segmentation. In *IEEE/CVF International Conference on Computer Vision (ICCV)*, pages 4034–4043, 2023.
- [51] Jiyang Qi, Yan Gao, Yao Hu, Xinggang Wang, Xiaoyu Liu, Xiang Bai, Serge Belongie, Alan Yuille, Philip H. S. Torr, and Song Bai. Occluded Video Instance Segmentation: A Benchmark. *International Journal of Computer Vision*, 130(8):2022–2039, 2022.
- [52] Weiyao Wang, Matt Feiszli, Heng Wang, and Du Tran. Unidentified video objects: A benchmark for dense, open-world segmentation. In *IEEE/CVF International Conference on Computer Vision (ICCV)*, pages 10756–10765, 2021.
- [53] Linjie Yang, Yuchen Fan, Yang Fu, and Ning Xu. The 3rd Large-scale Video Object Segmentation Challenge - video instance segmentation track. In *IEEE/CVF Conference on Computer Vision and Pattern Recognition (CVPR) Workshop*, 2021.
- [54] Olga Russakovsky, Jia Deng, Hao Su, Jonathan Krause, Sanjeev Satheesh, Sean Ma, Zhiheng Huang, Andrej Karpathy, Aditya Khosla, Michael Bernstein, Alexander C. Berg, and Li Fei-Fei. ImageNet Large Scale Visual Recognition Challenge. *International Journal of Computer Vision*, 115(3):211–252, 2015.
- [55] Tsung-Yi Lin, Michael Maire, Serge Belongie, James Hays, Pietro Perona, Deva Ramanan, Piotr Dollár, and C. Lawrence Zitnick. Microsoft COCO: Common Objects in Context. In *European Conference on Computer Vision (ECCV)*, pages 740–755, 2014.
- [56] Tobias Fischer, Thomas E. Huang, Jiangmiao Pang, Linlu Qiu, Haofeng Chen, Trevor Darrell, and Fisher Yu. QDTrack: Quasi-Dense Similarity Learning for Appearance-Only Multiple Object Tracking. *IEEE Transactions on Pattern Analysis and Machine Intelligence*, 45(12):15380–15393, 2023.

- [57] Kaiming He, Xiangyu Zhang, Shaoqing Ren, and Jian Sun. Deep Residual Learning for Image Recognition. In *IEEE Conference on Computer Vision and Pattern Recognition (CVPR)*, pages 770–778, 2016.
- [58] Tsung-Yi Lin, Piotr Dollár, Ross Girshick, Kaiming He, Bharath Hariharan, and Serge Belongie. Feature Pyramid Networks for Object Detection. In *IEEE Conference on Computer Vision and Pattern Recognition (CVPR)*, pages 936–944, 2017.
- [59] Yifu Zhang, Peize Sun, Yi Jiang, Dongdong Yu, Fucheng Weng, Zehuan Yuan, Ping Luo, Wenyu Liu, and Xinggang Wang. ByteTrack: Multi-object Tracking by Associating Every Detection Box. In *European Conference on Computer Vision (ECCV)*, pages 1–21, 2022.
- [60] Jinkun Cao, Jiangmiao Pang, Xinshuo Weng, Rawal Khirodkar, and Kris Kitani. Observation-centric sort: Rethinking sort for robust multi-object tracking. In *IEEE/CVF Conference on Computer Vision and Pattern Recognition (CVPR)*, pages 9686–9696, 2023.
- [61] Zekun Qian, Ruize Han, Wei Feng, Junhui Hou, Linqi Song, and Song Wang. OTrack: Benchmarking the Open-Corpus Multi-Object Tracking. In *arXiv*, 2024.

Checklist

1. For all authors...
 - (a) Do the main claims made in the abstract and introduction accurately reflect the paper's contributions and scope? [\[Yes\]](#) See Section 1.
 - (b) Did you describe the limitations of your work? [\[Yes\]](#) See Section 5.3.
 - (c) Did you discuss any potential negative societal impacts of your work? [\[Yes\]](#) See supplemental material.
 - (d) Have you read the ethics review guidelines and ensured that your paper conforms to them? [\[Yes\]](#)
2. If you are including theoretical results...
 - (a) Did you state the full set of assumptions of all theoretical results? [\[NA\]](#)
 - (b) Did you include complete proofs of all theoretical results? [\[NA\]](#)
3. If you ran experiments (e.g. for benchmarks)...
 - (a) Did you include the code, data, and instructions needed to reproduce the main experimental results (either in the supplemental material or as a URL)? [\[Yes\]](#) See Abstract.
 - (b) Did you specify all the training details (e.g., data splits, hyperparameters, how they were chosen)? [\[Yes\]](#) See Section 4 and supplemental material.
 - (c) Did you report error bars (e.g., with respect to the random seed after running experiments multiple times)? [\[Yes\]](#) See supplemental material.
 - (d) Did you include the total amount of compute and the type of resources used (e.g., type of GPUs, internal cluster, or cloud provider)? [\[Yes\]](#) See supplemental material.
4. If you are using existing assets (e.g., code, data, models) or curating/releasing new assets...
 - (a) If your work uses existing assets, did you cite the creators? [\[Yes\]](#) See supplemental material.
 - (b) Did you mention the license of the assets? [\[Yes\]](#) See supplemental material.
 - (c) Did you include any new assets either in the supplemental material or as a URL? [\[Yes\]](#) See supplemental material.
 - (d) Did you discuss whether and how consent was obtained from people whose data you're using/curating? [\[Yes\]](#) See supplemental material.
 - (e) Did you discuss whether the data you are using/curating contains personally identifiable information or offensive content? [\[Yes\]](#) See supplemental material.
5. If you used crowdsourcing or conducted research with human subjects...
 - (a) Did you include the full text of instructions given to participants and screenshots, if applicable? [\[NA\]](#)
 - (b) Did you describe any potential participant risks, with links to Institutional Review Board (IRB) approvals, if applicable? [\[NA\]](#)
 - (c) Did you include the estimated hourly wage paid to participants and the total amount spent on participant compensation? [\[NA\]](#)