

CCSBENCH: Evaluating Compositional Controllability in LLMs for Scientific Document Summarization

Yixi Ding¹ Jiaying Wu^{1*} Tongyao Zhu¹ Yanxia Qin² Qian Liu³ Min-Yen Kan^{1*}

¹National University of Singapore

²Singapore University of Technology and Design

³Sea AI Lab

{yixi.d, kanmy}@comp.nus.edu.sg jiayingw@nus.edu.sg tongyao.zhu@u.nus.edu
yanxia_qin@sutd.edu.sg liuqian@sea.com

Abstract

To broaden the dissemination of scientific knowledge to diverse audiences, scientific document summarization must simultaneously control multiple attributes such as length and empirical focus. However, existing research typically focuses on controlling single attributes, leaving the *compositional control* of multiple attributes underexplored. To address this gap, we introduce CCSBENCH, a benchmark for compositional controllable summarization in the scientific domain. Our benchmark enables fine-grained control over both *explicit* attributes (e.g., length), which are objective and straightforward, and *implicit* attributes (e.g., empirical focus), which are more subjective and conceptual. We conduct extensive experiments on GPT-4, LLaMA2, and other popular LLMs under various settings. Our findings reveal significant limitations in large language models’ ability to balance trade-offs between control attributes, especially implicit ones that require deeper understanding and abstract reasoning.¹

1 Introduction

Compositional controllability – the ability to generate tailored summaries based on multiple attributes – is essential for scientific document summarization. For instance, different audiences require different summaries of a scientific paper on a newly proposed language model. As illustrated in Figure 1, an NLP beginner might prefer an understandable, concept-focused explanation, while a product manager might prioritize a brief overview of the model’s empirical performance. The flexibility of compositional control enhances user satisfaction by tailoring summaries to specific requirements across diverse expertise levels and interests.

Despite the widespread need for compositional controllability in scientific summarization, this de-

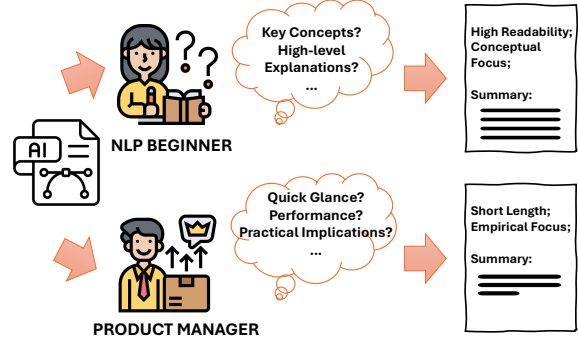


Figure 1: Compositional controllability allows scientific summaries to be tailored to diverse reader needs, addressing specific reader requirements.

sirable feature remains underexplored in controllable text generation research. Most current efforts focus on using large language models (LLMs) to generate non-academic texts such as movie reviews (Liu et al., 2024) and news articles (Chen and Shu, 2024), which are less complex than scientific documents adhering to strict academic conventions. Preliminary investigations into compositional scientific summarization (Ding et al., 2023) address only straightforward control requirements such as length and keyword inclusion, overlooking more subtle user requirements such as focus on empirical aspects. To develop methods suitable for real-world deployment, it is non-trivial to create benchmarks that capture more complex control attributes and reflect them jointly in a compositional manner.

In this paper, we introduce CCSBENCH, a benchmark for compositional scientific summarization that enables control over diverse fine-grained attributes. Inspired by Kahneman’s cognitive theory (Kahneman, 2013), which describes human cognition operating in two modes—the fast, intuitive “System 1” and the slow, deliberate “System 2”, CCSBENCH incorporates both *explicit* control attributes that are objective and straightforward, and *implicit* control attributes that are conceptual

*Corresponding authors.

¹Our data is available at: <https://huggingface.co/datasets/dyxohj1666/CCSBench>.

and require deeper reasoning. Explicit attributes, such as length, are easily quantifiable and straightforward for both language models and humans to process. In contrast, implicit attributes, such as empirical focus, are subjective and necessitate more human-like understanding and reasoning.

As illustrated in Figure 2, CCSBENCH is structured around two explicit attributes: (1) *length* and (2) *keyword inclusion*, and two implicit attributes: (3) *readability* and (4) *focus*. The *length* attribute sets the target word count for the summary, while *keyword inclusion* ensures the presence of specific terms in the output. The *readability* attribute controls the complexity and accessibility of the language, tailoring the text to the comprehension level of a specific audience, whether technical or general. The *focus* attribute, short for “Empirical Focus Level”, instructs the model to prioritize empirical evidence over conceptual aspects, necessitating deeper contextual understanding and abstract reasoning. By adjusting combinations of these attributes, we curate diverse scientific summaries – such as concise, highly readable conceptual explanations – that meet real-world needs and cater to diverse reader expectations.

We evaluate a diverse set of representative LLMs on CCSBENCH, including black-box models and smaller fine-tuned variants. The results reveal significant limitations in LLMs’ ability to manage trade-offs between control attributes, especially due to inadequate abstract reasoning when handling implicit attributes. In parameter-efficient fine-tuning (PEFT) settings, we find that decoder-only models like LLaMA2 (Touvron et al., 2023) and Mistral (Jiang et al., 2023) struggle due to their inability to model long-term dependencies, while encoder-decoder models like Flan-T5 (Chung et al., 2022) adapt better to the task. Further analysis shows that popular task composition methods, such as AdapterFusion (Pfeiffer et al., 2021), are unsuitable for our task due to oversimplified aggregation among adapters. Our findings suggest the need for more targeted research on compositionality in scientific summarization.

2 Related Work

2.1 Controllable Summarization

Controllable summarization has garnered substantial interest, with models targeting aspects such as length, topic, keywords, and sentiment. Early research primarily examined the influence of oracle

attributes on summary quality (Fan et al., 2018; See et al., 2017). More recent studies have focused on controlling individual attributes such as length and keywords (Chan et al., 2021; He et al., 2020), but these approaches typically optimize one attribute at a time, limiting their effectiveness when handling multiple attributes simultaneously. MacSum (Zhang et al., 2023) investigates multi-attribute control in news and dialogue domains, where the content is less complex than in scientific texts. In the scientific domain, compositional controllable summarization presents distinct challenges due to the technical complexity and granularity of the language. CocoScisum (Ding et al., 2023) attempted to control both length and keywords in scientific papers but was limited to these two explicit attributes. Our work, CCSBENCH, addresses this limitation by providing fine-grained control over both explicit and implicit attributes, enabling a more comprehensive evaluation of scientific summaries.

2.2 LLM Instruction Following

LLMs demonstrate impressive capabilities in following instructions and adapting to various downstream tasks through prompt-based inputs (Zhao et al., 2024). This flexibility allows LLMs to generate controlled outputs with minimal supervision, making them suitable for tasks requiring specific constraints or user-driven outcomes. Recent studies have investigated LLMs’ effectiveness in controllable text generation, particularly for single-attribute tasks. For instance, research shows that LLMs can control attributes like length (Li et al., 2024) and formality (Zhou et al., 2024), enabling precise adjustments based on user instructions. These findings underscore LLMs’ adaptability in responding to control signals in general text generation. However, despite the critical need for concise, readable, and targeted summaries in scientific domains, the challenge of simultaneously managing multiple attributes remains largely unaddressed. In this work, we provide a comprehensive evaluation of LLMs’ compositional controllability for scientific summarization.

3 CCSBENCH Data Curation

3.1 Task Formulation

We formally introduce the task and notation used throughout the paper. Each example consists of a scientific document D accompanied by a set of con-

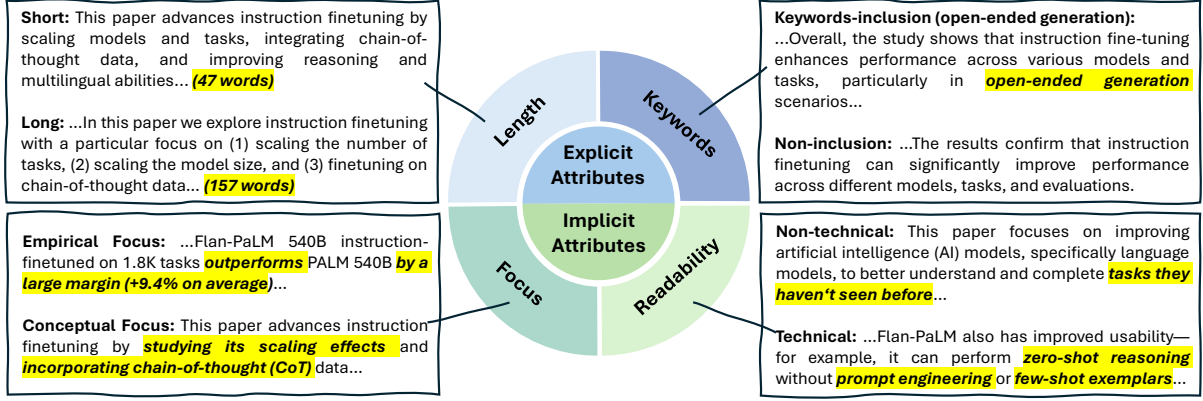


Figure 2: Illustration of explicit and implicit control attributes in CCSBENCH.

control signals $\mathcal{C} = \{len, kw, focus, read\}$, where len refers to length, kw to keywords, $focus$ to empirical focus level, and $read$ to readability. The objective is to generate a summary S that adheres to the constraints imposed by \mathcal{C} while maintaining narrative coherence and preserving key information from the original document.

We define the four control attributes for CCSBENCH as follows:

Length specifies the desired number of words in the summary, ranging from concise to detailed, and catering to different audience needs based on their familiarity with the topic or time constraints. Length is divided into five bins, each representing a 50-word range (e.g., Bin 0: 0-50 words; Bin 1: 51-100 words).

Keywords ensures the inclusion of key terms from the source document, enabling readers to quickly grasp the core elements and assess the paper’s relevance. Keywords can be left empty or set as pre-defined terms to be included in the summary.

Readability controls the syntactic complexity and vocabulary to match the audience’s proficiency. Controlling readability allows summaries to be either more accessible or technical, depending on the audience, which enhances comprehension and engagement. Readability can take two values: [normal, high].

Empirical Focus Level (Focus) adjusts the emphasis on empirical results versus theoretical and conceptual contributions. Focus can take two values: [low, high]. A high empirical focus highlights practical, data-driven aspects, such as data collection and experimental results. A low empirical focus emphasizes theoretical contributions, such as

Dataset	#Samples / #Docs		
	Train	Val	Test
Length	2,400 / 1,561	800 / 705	800 / 698
Keywords	2,029 / 2,029	677 / 677	677 / 677
Readability	2,400 / 1,687	800 / 724	800 / 728
Focus	2,332 / 1,659	779 / 709	768 / 703
Compositional	2,400 / 1,590	800 / 655	758 / 364

Table 1: CCSBENCH statistics.

frameworks, hypotheses, and broader implications. This control allows the summary to meet different reader objectives, whether they seek practical outcomes or conceptual insights.

3.2 Dataset

Our dataset CCSBENCH is built on top of the arXiv dataset (Clement et al., 2019), sourced from the widely used online pre-print repository, arXiv. CCSBENCH comprises scientific papers from the subjects of Computer Science or Artificial Intelligence. To ensure high-quality input with minimal noise, we use the introduction and conclusion sections (I+C, Meng et al., 2021) of each document as the input text. The benchmark consists of four single-attribute control datasets and one compositional control dataset, with approximately 4,000 instances in each dataset.

We divide the dataset into training, validation, and test sets using a 60/20/20 split. The statistics for each dataset are presented in Table 1.

3.3 Dataset Construction

The construction of CCSBENCH involves two main steps: (1) construction of single-attribute control datasets, followed by (2) the creation of a compositional control dataset.

Single Control Dataset We begin with KWX (Fu, 2023), a dataset that provides keywords for each scientific document sourced from arXiv. From this, we select 3,700 papers in the subjects of Computer Science and Artificial Intelligence to form the foundation of our controllable summarization dataset, using their abstracts as natural reference summaries.

The **Keywords** dataset, \mathcal{D}_{kw} , is created by filtering out any keywords from the KWX dataset that do not appear in the abstracts, ensuring high-quality keywords.

To address the challenge of automatically assessing readability and focus, we use GPT-4 (OpenAI et al., 2024) to assist in generating summaries related to these two control attributes. We sample 2,000 papers from our data source, and assign the original abstracts with “normal readability”. GPT-4 rewrites each abstract into a more layman-friendly version while maintaining the original meaning. These rewritten abstracts are labeled as “high readability”. Combining these two types of abstracts, we form the **Readability** dataset, \mathcal{D}_{read} .

For focus control, we task GPT-4 with identifying the conceptual and empirical components of each abstract, then rewriting them separately without altering their meaning. Summaries derived from conceptual components are labeled as having “low empirical focus,” while those from empirical components are labeled as having “high empirical focus”. These summaries form the **Focus** dataset, \mathcal{D}_{focus} .

To construct the **Length** dataset, \mathcal{D}_{len} , we sample 4,000 instances from \mathcal{D}_{Read} and \mathcal{D}_{focus} . Word counts are rounded to the nearest 50-word bin to create a length-controllable dataset.

Compositional Control Dataset To manage the complexity of controlling all four attributes simultaneously, we construct a compositional control dataset using \mathcal{D}_{read} and \mathcal{D}_{focus} , denoted as \mathcal{D}_{CC} . Since readability and empirical focus are already annotated, and keywords and length can be easily derived as described earlier, each instance in this dataset is tagged with 2-3 attributes. This allows us to create both training and validation sets with compositional control over multiple attributes.

While it is impractical to collect instances covering every attribute combination in the training set, we ensure comprehensive evaluation by constructing a test set that includes all four attributes. We sample 400 instances from \mathcal{D}_{focus} , where the

length, keywords, and empirical focus levels are pre-determined. Following the method used to generate \mathcal{D}_{read} , we use GPT-4 to rewrite each summary for high readability, ensuring accessibility for a layman audience.

Validation of Data Quality We validate the quality of the GPT-4-generated summaries in CCS-BENCH through both automated and human evaluations. First, we calculate the ROUGE scores between the generated and original summaries to assess fluency and content accuracy. Next, we perform a human evaluation to further verify the controllability and overall quality of the generated data.

We sample 120 documents each from \mathcal{D}_{read} and \mathcal{D}_{focus} , and employ human workers from Amazon Mechanical Turk² for binary assessments on three key aspects: (1) **Factual Consistency (FAC)**: whether the generated summary accurately reflects the key points of the reference, (2) **Fluency (FLU)**: whether the generated summary is written in natural, fluent language, and (3) **Controllability (CTRL)**: for Readability, whether the generated summary is easier to read than the reference; and for Focus, whether empirically-focused summaries emphasize data collection, experimental setup, and research results more than the conceptually-focused summaries (detailed descriptions are provided in Appendix C). The evaluation results, shown in Table 2, demonstrate high accuracies exceeding 0.9 across all metrics, which indicate the high quality of generated data in CCS-BENCH.

4 Experimental Setup

4.1 Models

We evaluate a range of popular models, both closed-source and open-source, including GPT-4 (OpenAI et al., 2024), LLaMA2 (Touvron et al., 2023), Mistral (Jiang et al., 2023), and Flan-T5 (Chung et al., 2022), to assess their capabilities in compositional controllable summarization. For open-source models, we also experiment with parameter-efficient fine-tuning (PEFT) using Low-Rank Adaptation (LoRA) (Hu et al., 2021) to adapt them to our dataset. Additionally, we revisit baselines methods for controllable summarization from the news domain, including hard prompt (HP) (Zhang et al., 2023) and soft prefix tuning (SP) (Li and Liang, 2021). Further implementation details, including

²<https://www.mturk.com/>

Dataset	FAC	FLU	CTRL	ROUGE-1	ROUGE-2	ROUGE-L
Readability	0.98	0.93	0.92	53.88	21.81	41.31
Focus	0.91	0.93	0.93	51.25	34.23	41.41

Table 2: Evaluation results validate the high quality of LLM-generated summaries in CCSBENCH.

training setups, are provided in Appendix A.

4.2 Evaluation Metrics

We evaluate all models based on both summarization quality and attribute controllability. We employ ROUGE (Lin, 2004) to evaluate the overall quality. To assess attribute controllability, we employ the following metrics tailored to each attribute.

Length Control We measure length controllability using the Mean Absolute Deviation (MAD, Liu et al., 2018) and the Pearson Correlation Coefficient (PCC, Liu et al., 2018) to evaluate the distance between the target and generated lengths.

Keywords Control Keyword control is evaluated using the Success Rate (SR, He et al., 2020), which measures the fraction of specified keywords present in the generated summaries through exact matching after stemming.

Readability Control For readability, we calculate the Flesch-Kincaid Grade Level (FKGL, Kincaid et al., 1975), where a lower score indicates higher readability. The difference in FKGL scores (δ_{FKGL}) between the high readability setting (F_{high}) and the normal readability setting (F_{normal}) reflects the model’s ability to control this attribute. A higher δ_{FKGL} is desirable.

Empirical Focus Control For empirical focus, we use GPT-4 to classify summaries into high or low empirical focus levels. Validated with 93% accuracy on a manually labeled dataset, GPT-4 predictions are used to compute the F1 score for each category, assessing the model’s focus control. Prompt details are provided in Appendix B.

5 Experiments

In this section, we benchmark and compare the compositional controllability of LLMs on CCSBENCH, focusing on four control attributes, which are categorized into explicit control (length, keywords) and implicit control (focus, readability). *As we focus on evaluating LLM’s capabilities for compositional control, all experiments are con-*

ducted on the Compositional dataset (\mathcal{D}_{CC}) of CCSBENCH, unless otherwise specified.

Explicit vs. Implicit Control As shown in Table 3, implicit control proves more challenging than explicit control in the zero-shot setting.

Most models struggle with implicit tasks. For readability, the δ_{FKGL} score is less than 1 across most models, indicating limited ability to distinguish between readability levels. While GPT-4 shows a δ_F of 2.13, its high readability FKGL score averages nearly 17, reflecting a reading level far above what is desirable. This suggests GPT-4 falls short in enhancing readability as intended. For focus control, performance remains low, with most models achieving an F1 score around 0.5. Even GPT-4, the best performer, only reaches an F1 score of 0.71, indicating limited capacity to adapt summaries for different focus levels.

In contrast, closed-source models excel at explicit control. GPT-3.5 and GPT-4 demonstrate strong length control, with PCC scores of 0.62 and 0.84, respectively, showing a high correlation between generated and target lengths. Their MAD scores of 0.66 and 0.39 indicate minimal error in length control. Although open-source models perform weaker in this regard, all models – except for Flan-T5 – achieve high success in keyword control. Closed-source models achieve over 95% Success Rate in keyword inclusion, demonstrating strong controllability over explicit attributes.

Effect of PEFT Fine-tuning with LoRA improves performance across all models. However, decoder-only (DO) models only yield minor improvements, reflecting only slight gains in controllability. For instance, the δ_{FKGL} values for settings B3 and B4 remain below 1, indicating an insufficient distinction in readability. In terms of length control, both models achieve PCC values below 0.3, reflecting a weak correlation between the generated length and the target.

In contrast, encoder-decoder (ED) models B1 and B2 achieve results comparable to or even better than GPT-4, despite their weaker performance in the zero-shot setting. B2, in particular, demon-

Method	Arch	Quality	Explicit Attributes				Implicit Attributes			
			Length		Keywords		Readability			Focus
			ROUGE-L \uparrow	PCC \uparrow	MAD \downarrow	SR \uparrow	F_{normal}	$F_{high}\downarrow$	$\delta_{FKGL} \uparrow$	F1 \uparrow
Zero-Shot LLMs										
A1	Flan-T5-XL	ED	13.49	0.00	1.43	0.44	13.94	13.57	0.37	0.36
A2	Flan-T5-XXL	ED	14.25	0.00	1.39	0.46	12.66	12.68	-0.02	0.39
A3	LLaMA2-7B	DO	17.10	0.23	1.11	0.75	14.40	14.44	-0.04	0.51
A4	Mistral-7B	DO	17.67	0.13	1.16	0.75	12.08	12.44	-0.36	0.48
A5	GPT-3.5-Turbo	DO	18.05	0.62	<u>0.39</u>	<u>0.95</u>	15.12	15.06	0.06	0.56
A6	GPT-4-Turbo	DO	19.26	0.84	0.66	0.99	19.12	16.99	2.13	<u>0.71</u>
LLMs w/ Parameter-Efficient Fine-Tuning										
B1	Flan-T5-XL	ED	<u>22.22</u>	0.49	0.55	0.78	13.11	9.37	<u>3.59</u>	0.70
B2	Flan-T5-XXL	ED	23.43	<u>0.78</u>	0.27	0.85	14.40	10.78	3.62	0.75
B3	LLaMA2-7B	DO	17.75	0.20	1.44	0.77	14.12	13.80	0.32	0.61
B4	Mistral-7B	DO	18.21	0.29	1.76	0.83	13.10	12.42	0.68	0.55
Fully Fine-Tuned LLMs										
C1	Flan-T5-Large-HP	ED	21.36	0.56	0.53	0.86	13.71	<u>10.40</u>	3.31	0.63
C2	Flan-T5-Large-SP	ED	20.58	0.63	0.52	0.74	13.47	11.37	2.10	0.57
Two-Stage Modular Methods										
D1	Flan-T5-XL-LoraHub	ED	14.31	-0.05	2.59	0.55	13.69	13.92	-0.23	0.33
D2	Flan-T5-XL-AdapterFusion	ED	17.65	0.04	1.40	0.65	14.31	14.49	0.18	0.41

Table 3: Performance comparison of language models on CCSBENCH, evaluating overall quality and four control attributes. **Arch** refers to model architectures, with **ED** for encoder-decoder and **DO** for decoder-only. **Bold** numbers indicate the best performance, while underlined numbers represent the second-best.

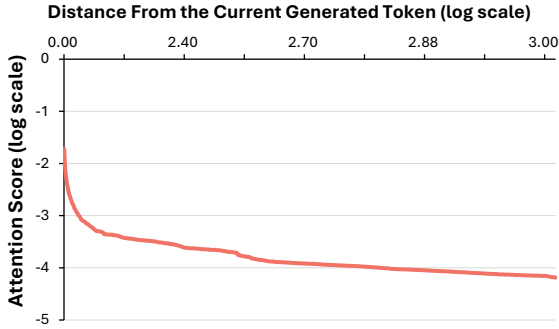


Figure 3: Average attention across all layers and heads for the last 10 tokens generated by LLaMA2 over the preceding 1,024 tokens, displayed on a log-log scale. The sharp decline in attention scores as token distance increases highlights the model’s difficulty in maintaining focus on distant tokens within the sequence.

strates strong control over length and keywords, while also showing significant improvements in readability and focus, the two implicit attributes. Under high readability requirements, the average FKGL of the generated summaries drops to below 11, corresponding to a high school reading level. For focus control, while the F1 score of 0.75 indicates potential for further improvement, it still exceeds GPT-4’s performance.

Limitations of Decoder-Only Models in Compositional Controllable Summarization

Our com-

parisons of B1, B2 (encoder-decoder models) with B3, B4 (decoder-only models) reveal that LLaMA2 and Mistral perform significantly worse than Flan-T5 under fine-tuning. This disparity likely stems from architectural differences. Encoder-decoder architectures, such as Flan-T5, are specifically designed for sequence-to-sequence tasks, where the encoder processes the input sequence and the decoder simultaneously generates the output by attending to the encoder’s representations. However, decoder-only models such as LLaMA2 and Mistral, handle both the source sequence and the target sequence within the same unidirectional cross-attention mechanism (Fu et al., 2023). As the sequence length increases, the attention becomes increasingly diffused, which degrades the model’s ability to capture important long-term dependencies. This degradation fundamentally limits tasks requiring long-range context handling, such as controllable summarization.

To further validate this hypothesis, we analyze the attention patterns of LLaMA2 as a representative example. Figure 3 demonstrates the relationship between attention scores and token distance, revealing a sharp decline in attention as distance increases. This suggests the model focuses primarily on recent context when generating each token, progressively ignoring tokens further back in the sequence. Consequently, as sequence length in-

Model	Readability	Length		Keywords	Focus
	$\delta_F \uparrow$	PCC \uparrow	MAD \downarrow	SR \uparrow	F1 \uparrow
Single	4.66	0.89	0.23	0.88	0.92
Compositional	3.62	0.78	0.27	0.85	0.75

Table 4: Performance comparison of Flan-T5-XXL with LoRA on single and compositional control tasks.

creases, the model’s ability to maintain focus on control signals and relevant input diminishes, negatively impacting summarization quality.

6 Discussion

Comparison of Single-Attribute vs. Compositional Control The results in Section 5 reveal the limitations of LLMs in compositional control. To explore these limitations further, we compare the performance of Flan-T5-XXL fine-tuned on single-attribute tasks (i.e., fine-tuned separately on each of the four single-attribute datasets in CCSBENCH) with its performance on compositional control (i.e., fine-tuned on \mathcal{D}_{CC} as outlined in Section 5).

As shown in Table 4, performance drops significantly when multiple attributes are controlled simultaneously, suggesting a conflict between the attributes that limits the model’s compositional controllability.

Bias in LLMs to Prioritize Explicit Attributes

To better understand inter-attribute conflicts, we randomly select 300 samples from the test set of \mathcal{D}_{CC} for each attribute. Keeping the other attribute settings unchanged, we modified the specified attribute (e.g., changing Readability from “normal” to “high”) to create 300 new samples for each attribute accordingly. Then, we use the same model to generate the summary. For a given controllability metric, we calculate the change amplitude (CA) between the control ability before the attribute value change m and after the change m_{new} , defined as:

$$CA = \left| \frac{m_{new} - m}{m} \right|.$$

We illustrate the dependencies between attributes in Figure 4, where each row represents the attribute being changed and each column represents the attribute being affected. We observe that implicit attributes are more susceptible to the influence of other attributes compared to explicit attributes.

Specifically, in the case of Flan-T5, readability shows a stronger dependency on length than vice versa. This indicates that when controlling both attributes simultaneously, the model tends to prioritize the length constraint. For example, in Case 1

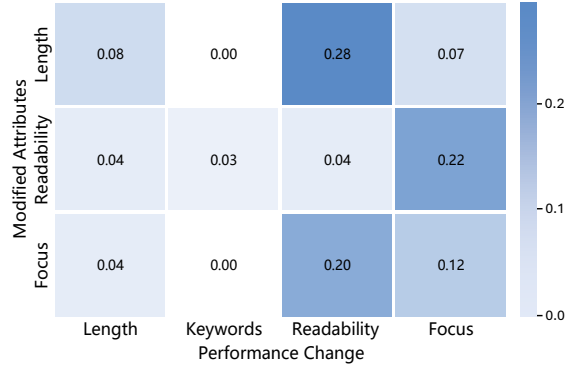


Figure 4: Attribute dependencies reflected by change amplitude (CA) on PCC (length), SR (keywords), δ_{FKGL} (readability), and F1 (focus). Each row represents the attribute being modified, and each column represents the affected attribute. Numerical values and color intensity denote the strength of the dependency.

of Table 5, to shorten the length of the summary, the model omits the original simple explanation of the term “feature” and replaces it with the more abstract concept of “descriptor”, making the summary more concise but harder to understand.

While implicit control requires more abstract reasoning, explicit control involves clearer and more concrete constraints. This bias suggests a limitation in the model’s ability to deeply understand and reason across multiple attributes.

Conflicts Between Readability and Focus We observe a strong interaction between focus and readability, indicating that the model struggles to balance these two attributes. For example, in Case 2 of Table 5, when the summary emphasizes empirical content, it tends to use simpler sentence structures and phrases such as “The results show...” or “something was tested...” along with terms like “effective”. However, when readability requirements are reduced, the model introduces more complex, technical vocabulary, shifting the focus toward conceptual content.

In practice, when controlling both readability and focus, we expect the model to prioritize identifying content that aligns with the specified focus, rather than introducing incorrect content just to incorporate more technical language. Similarly, in Case 3, when a lower empirical focus level is set, the model uses more conceptual terminology, making the summary harder for a lay audience to understand. This suggests that the model has difficulty maintaining simple language while describing content with a low empirical focus.

Case 1: Length Against Readability – Shorter Length Results in Unsatisfying Readability	
Readability: high Empirical Focus Level: low	<p>Length Bin: 1 - We are interested in how the human visual system recognizes objects. Inspired by this, we created a new set of features that include information about gradients in both horizontal and vertical directions, as well as multi-scale contrast maps. These features are designed to help identify pedestrians in complex scenes.</p> <p>Length Bin: 0 - We introduce a new set of features inspired by the human visual system, including multi-direction, multi-scale contrast and statistical multi-channel descriptors. These features are designed to enhance pedestrian detection performance in various conditions.</p>
Case 2: Readability Affects Focus – Lower Readability Results in Less Empirical Focus	
Length Bin: 0 Empirical Focus Level: high	<p>Readability: high - The effectiveness of the proposed human detection method was tested on several images. The results showed that the method was effective even when the human’s face was not visible, when the head was partially obscured, or when the subject was far from the camera.</p> <p>Readability: normal - This paper presents a novel method for detecting human presence in surveillance videos by analyzing the OMEGA symbol. The proposed method involves identifying the unique signature of the human head-neck-shoulder region and classifying images as human or non-human based on this signature.</p>
Case 3: Focus Affects Readability – Lower Empirical Focus Results in Lower Readability	
Length Bin: 0 Readability: high	<p>Empirical Focus Level: high - We applied our model to a large set of product reviews and achieved an accuracy of 98.28%, which is comparable to the current state of the art in sentiment classification.</p> <p>Empirical Focus Level: low - This paper proposes a supervised sentiment classification model based on the Naive Bayes algorithm. It argues that a simple model can achieve comparable accuracy to state-of-the-art methods, highlighting the importance of selecting appropriate features and eliminating noise.</p>

Table 5: Case studies on conflicts between readability and focus controllability. The left column presents unchanged attribute values, while the right column shows the impact of modifying a specific attribute. Blue text highlights content that meets the conditions, while red text indicates control failures.

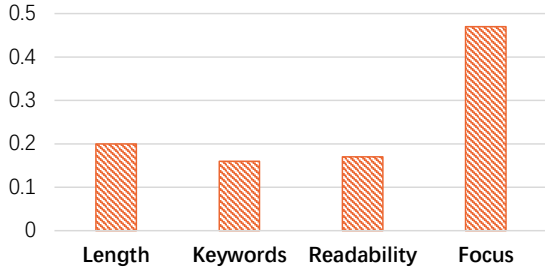


Figure 5: Average attention scores of the fusion layer for each adapter show a bias toward the focus adapter.

Can Two-Stage Modular Methods Address Inter-Attribute Conflicts? To address these trade-offs, we explore two-stage approaches where single-attribute control is learned in the first stage, and balancing multiple attributes is fine-tuned in the second stage. Specifically, we implement LoRAHub (Huang et al., 2024), which assigns a fixed weight to each LoRA module; and AdapterFusion (Pfeiffer et al., 2021), which utilizes an attention layer to learn how to focus on different attribute modules. However, results in Table 3 show that neither AdapterFusion nor LoRAHub achieves meaningful controllability, with both producing poor summaries, as reflected in their low ROUGE scores. We believe this failure stems from the overly simplistic integration mechanisms, which are insufficient for learning the complexi-

ties required for compositional control, resulting in incoherent outputs.

We further probe the limitations of AdapterFusion by analyzing the model’s attention differences across various attributes in over the entire test set, as shown in Figure 5. The model exhibits a bias toward the focus module, suggesting that the attention mechanism struggles to adjust its emphasis on different attributes based on varying control requirements. This interference between modules ultimately degrades the model’s overall performance.

7 Conclusion

In this paper, we introduce CCSBENCH, a benchmark for compositional controllable summarization in the scientific domain. CCSBENCH includes four single-attribute datasets focused on explicit (length, keywords) and implicit (readability, empirical focus) control attributes, along with a compositional dataset that controls multiple attributes simultaneously. Our findings reveal significant limitations of popular LLMs in compositional controllability, highlighting the need for further research in this area. Additionally, we provide an in-depth analysis of the challenges models face and suggest potential directions for improvement.

Limitations

Empirical results on CCSBENCH reveal key challenges in LLMs’ ability to handle compositional controllable scientific summarization. While we demonstrate that fine-tuning smaller models (e.g., Flan-T5) can match GPT-4’s performance across multiple metrics, and provide deeper insights into failure causes, further research is needed to resolve our observed conflicts between control attributes. Additionally, the current version of CCSBENCH focuses on scientific documents written in English. We consider extending our proposed task to a broader array of languages as future work.

References

- Tom B. Brown, Benjamin Mann, Nick Ryder, et al. 2020. [Language models are few-shot learners](#). *Preprint*, arXiv:2005.14165.
- Hou Pong Chan, Lu Wang, and Irwin King. 2021. [Controllable summarization with constrained Markov decision process](#). *Transactions of the Association for Computational Linguistics*, 9:1213–1232.
- Canyu Chen and Kai Shu. 2024. [Can LLM-generated misinformation be detected?](#) In *The Twelfth International Conference on Learning Representations*.
- Hyung Won Chung, Le Hou, Shayne Longpre, Barret Zoph, Yi Tay, William Fedus, Eric Li, Xuezhi Wang, Mostafa Dehghani, Siddhartha Brahma, Albert Webson, Shixiang Shane Gu, Zhuyun Dai, Mirac Suzgun, Xinyun Chen, Aakanksha Chowdhery, Sharan Narang, Gaurav Mishra, Adams Yu, Vincent Zhao, Yanping Huang, Andrew Dai, Hongkun Yu, Slav Petrov, Ed H. Chi, Jeff Dean, Jacob Devlin, Adam Roberts, Denny Zhou, Quoc V. Le, and Jason Wei. 2022. [Scaling instruction-finetuned language models](#). *arXiv preprint*.
- Colin B. Clement, Matthew Bierbaum, Kevin P. O’Keeffe, and Alexander A. Alemi. 2019. [On the use of arxiv as a dataset](#). *Preprint*, arXiv:1905.00075.
- Yixi Ding, Yanxia Qin, Qian Liu, and Min-Yen Kan. 2023. [CocoSciSum: A scientific summarization toolkit with compositional controllability](#). In *Proceedings of the 2023 Conference on Empirical Methods in Natural Language Processing: System Demonstrations*, pages 518–526.
- Angela Fan, David Grangier, and Michael Auli. 2018. [Controllable abstractive summarization](#). In *Proceedings of the 2nd Workshop on Neural Machine Translation and Generation*, pages 45–54, Melbourne, Australia. Association for Computational Linguistics.
- Xiao Fu. 2023. [Kwx: scholarly articles with keywords from arxiv](#).
- Zihao Fu, Wai Lam, Qian Yu, Anthony Man-Cho So, Shengding Hu, Zhiyuan Liu, and Nigel Collier. 2023. [Decoder-only or encoder-decoder? interpreting language model as a regularized encoder-decoder](#). *Preprint*, arXiv:2304.04052.
- Junxian He, Wojciech Kryściński, Bryan McCann, Nazneen Rajani, and Caiming Xiong. 2020. [Ctrlsum: Towards generic controllable text summarization](#). *Preprint*, arXiv:2012.04281.
- Edward J. Hu, Yelong Shen, Phillip Wallis, Zeyuan Allen-Zhu, Yuanzhi Li, Shean Wang, Lu Wang, and Weizhu Chen. 2021. [Lora: Low-rank adaptation of large language models](#). *Preprint*, arXiv:2106.09685.
- Chengsong Huang, Qian Liu, Bill Yuchen Lin, Tianyu Pang, Chao Du, and Min Lin. 2024. [Lorahub: Efficient cross-task generalization via dynamic lora composition](#). *Preprint*, arXiv:2307.13269.
- Albert Q. Jiang, Alexandre Sablayrolles, Arthur Mensch, et al. 2023. [Mistral 7b](#). *Preprint*, arXiv:2310.06825.
- Daniel Kahneman. 2013. Thinking, fast and slow. *Language*, 21(500):25cm.
- Peter Kincaid, Robert P. Fishburne, Richard L. Rogers, and Brad S. Chissom. 1975. [Derivation of new readability formulas \(automated readability index, fog count and flesch reading ease formula\) for navy enlisted personnel](#).
- Jiaming Li, Lei Zhang, Yunshui Li, Ziqiang Liu, yuelin bai, Run Luo, Longze Chen, and Min Yang. 2024. [Ruler: A model-agnostic method to control generated length for large language models](#). *Preprint*, arXiv:2409.18943.
- Xiang Lisa Li and Percy Liang. 2021. [Prefix-tuning: Optimizing continuous prompts for generation](#). In *Proceedings of the 59th Annual Meeting of the Association for Computational Linguistics and the 11th International Joint Conference on Natural Language Processing (Volume 1: Long Papers)*, pages 4582–4597, Online. Association for Computational Linguistics.
- Chin-Yew Lin. 2004. [ROUGE: A package for automatic evaluation of summaries](#). In *Text Summarization Branches Out*, pages 74–81, Barcelona, Spain. Association for Computational Linguistics.
- Yi Liu, Xiangyu Liu, Xiangrong Zhu, and Wei Hu. 2024. [Multi-aspect controllable text generation with disentangled counterfactual augmentation](#). In *Proceedings of the 62nd Annual Meeting of the Association for Computational Linguistics (Volume 1: Long Papers)*, pages 9231–9253.
- Yizhu Liu, Zhiyi Luo, and Kenny Zhu. 2018. [Controlling length in abstractive summarization using a convolutional neural network](#). In *Proceedings of the 2018 Conference on Empirical Methods in Natural Language Processing*, pages 4110–4119, Brussels, Belgium. Association for Computational Linguistics.

Rui Meng, Khushboo Thaker, Lei Zhang, Yue Dong, Xingdi Yuan, Tong Wang, and Daqing He. 2021. [Bringing structure into summaries: a faceted summarization dataset for long scientific documents](#). In *Proceedings of the 59th Annual Meeting of the Association for Computational Linguistics and the 11th International Joint Conference on Natural Language Processing (Volume 2: Short Papers)*, pages 1080–1089, Online. Association for Computational Linguistics.

OpenAI, Josh Achiam, Steven Adler, et al. 2024. [Gpt-4 technical report](#). *Preprint*, arXiv:2303.08774.

Jonas Pfeiffer, Aishwarya Kamath, Andreas Rücklé, Kyunghyun Cho, and Iryna Gurevych. 2021. [AdapterFusion: Non-destructive task composition for transfer learning](#). In *Proceedings of the 16th Conference of the European Chapter of the Association for Computational Linguistics: Main Volume*, pages 487–503.

Abigail See, Peter J. Liu, and Christopher D. Manning. 2017. [Get to the point: Summarization with pointer-generator networks](#). *Preprint*, arXiv:1704.04368.

Hugo Touvron, Louis Martin, Kevin Stone, et al. 2023. [Llama 2: Open foundation and fine-tuned chat models](#). *Preprint*, arXiv:2307.09288.

Yusen Zhang, Yang Liu, Ziyi Yang, Yuwei Fang, Yulong Chen, Dragomir Radev, Chenguang Zhu, Michael Zeng, and Rui Zhang. 2023. [MACSum: Controllable summarization with mixed attributes](#). *Transactions of the Association for Computational Linguistics*, 11:787–803.

Wayne Xin Zhao, Kun Zhou, Junyi Li, et al. 2024. [A survey of large language models](#). *Preprint*, arXiv:2303.18223.

Shang Zhou, Feng Yao, Chengyu Dong, Zihan Wang, and Jingbo Shang. 2024. [Evaluating the smooth control of attribute intensity in text generation with LLMs](#). In *Findings of the Association for Computational Linguistics ACL 2024*, pages 4348–4362, Bangkok, Thailand and virtual meeting. Association for Computational Linguistics.

A Detailed Experiments Settings

A.1 Models

Recent advancements in large-scale generative language models based on transformers, such as GPT (Brown et al., 2020), have significantly improved performance on various natural language processing tasks. Given their widespread use and strong baseline performance, we select a range of large language models to evaluate their ability to perform compositional controlled summarization.

In our experiments, we focus on a variety of model architectures, including encoder-decoder

models like the Flan-T5 series, decoder-only models such as LLaMA (Touvron et al., 2023) and Mistral (Jiang et al., 2023), and open-source large models like GPT-4 (OpenAI et al., 2024). Additionally, we evaluate their parameter-efficient fine-tuning (PEFT) versions to assess whether parameter-efficient fine-tuning enhances their ability to handle controlled summarization tasks. Moreover, we also revisit previously established baselines in the news domain for controlled summarization, namely hard prompt (HP, Zhang et al., 2023) and soft prefix tuning (SP, Li and Liang, 2021) approaches on smaller models. We fine-tune each of these models using our compositional control dataset, specifically designed to test their ability to handle multiple attributes simultaneously. Across these models, we explore various objectives, yielding multiple model variants tailored for controlled summarization. These configurations allow us to comprehensively study the strengths and limitations of different architectures and tuning strategies when applied to compositional summarization tasks, as described in further detail below.

Zero-shot (ZS) In our simplest setting, we evaluate the compositional controllability already learned by large language models due to pretraining on large-scale corpora. In this setting, the models are not fine-tuned on any portion of our compositional control dataset. Instead, they must generate summaries for the test set based solely on the representations learned during pretraining.

At test time, the model receives the input document along with a set of control signals (*doc*, *len*, *focus*, *kw*, *read*) and generates the summary accordingly. The prompt template we used can be found in the Appendix B.

Parameter-efficient Fine-tuning (PEFT) Because the pretraining domains of large language models are broad and cover diverse textual sources, we investigate whether adapting these models to the specific data distribution of our compositional control dataset can enhance their ability to handle multi-attribute summarization for scientific documents. In this setting, we apply parameter-efficient fine-tuning (PEFT) to these models, which allows us to adapt these large models to our task without updating all of their parameters. In this setting, we leverage the widely-used PEFT technique LoRA (Low-Rank Adaptation, Hu et al. (2021)), which inserts low-rank trainable matrices into the model’s architecture. The document

with the golden summary and four controlled attributes (*doc, summary, len, focus, kw, read*) is the input to the model.

Hard Prompt (HP) Following Zhang et al. (2023), in the hard prompt setting, we provide the model with explicit instructions regarding the desired control attributes by using a structured prompt format. Each control attribute is formatted as "Attribute: Value", where "Attribute" refers to one of the specified control dimensions, such as "Length", "Focus", "Keywords", or "Readability", and "Value" represents the target value for that attribute (e.g., "Normal", "High", etc.).

Soft Prefix (SP) In this setting, we prepend external trainable parameters-referred to as "prefixes"-to each layer of the summarization model to exert fine-grained control over the generation process. For controlling each attribute value, we assign m prefix embeddings for the respective attribute, where m is a hyperparameter representing the length of the prefix. For instance, for controlling summary readability with a "High" specification, we assign a series of embeddings $E_{Read:high} = [e_{Read:high}^1, \dots, e_{Read:high}^m]$, where each e_i^j is a vector of the same dimensionality as the model's word embeddings. For implementation details, readers may refer to Li and Liang (2021).

A.2 Implementation Details

We use PyTorch and the Huggingface library to implement all the models. The experiments are conducted on 2 A40 GPUs. We choose $1e-4$ as the learning rate for all PEFT models and the max epoch is set to 20. For hard prompt and soft prefix tuning, we largely follow the same training and inference setups as in Zhang et al. (2023). In all of our experiments, we run each model once.

A.3 Evaluation Metrics

Here we introduce different metrics in detail.

Length Control For length controllability evaluation, we adopt (1) the Mean of Absolute Deviation (MAD, Liu et al., 2018) of length codes of system-generated summaries and the references, measuring their length distance; and (2) the Pearson Correlation Coefficient (PCC, Liu et al., 2018) between the generated length and the input length bin.

Readability Control For evaluating readability controllability, we calculate the Flesch-Kincaid

Grade Level (FKGL, Kincaid et al., 1975) for each document under both high and normal readability settings. A lower FKGL score indicate higher readability. We use δ_F to represent the difference in FKGL scores between the two categories. A larger δ_{FKGL} indicates a greater distinction in readability, which in turn reflects stronger control over readability by the model.

Keywords Control For evaluating keyword controllability, we use the Success Rate (SR, He et al., 2020), namely the fraction of keywords actually occurring in the output summaries. We calculate SR employing exact matching after stemming.

Empirical Focus Level Control Since focus is difficult to distinguish using simple rules, we opt to use an LLM evaluator for identification. For the generated summaries, we instruct GPT-4o to determine whether they are more conceptual-focused or empirical-focused. We experiment with various instruction patterns and validate the approach on the manually annotated dataset, achieving a best accuracy of 93%. Next, we use the categories predicted by GPT-4o as the labels for the generated summaries and calculate the F1 score for each category. A higher F1 score indicates stronger control over the focus attribute. Prompt details can be found in Appendix B.

B Prompt Templates

B.1 Readability Data Construction

"""

System

You are a NLP expert. Please help me paraphrase some scientific summaries according my requests.

Instruction

Please paraphrase this abstract for middle school students without using metaphors and without including information that cannot be obtained directly from the original abstract: {abstract}

"""

B.2 Focus Data Construction

"""

System

You are a NLP expert. Please help me analyze some scientific abstracts.

Instruction for focus identification

Can you identify the empirical content and conceptual content of the following abstract? If the abstract is obviously predominated by only one type of information, the other part can be 'None'.

Definition:

The empirical content emphasizes the experimental, data-driven aspects of a study. It highlights data collection, experimental settings, performance metrics and concrete results obtained from the research, especially when it comes to statistics and data.

The conceptual content emphasizes the theoretical and innovative aspects of a study. It highlights the underlying theoretical framework, the description of the proposed method or algorithm, and broader implications of the research.

Abstract: {abstract}

Output (Extracted by functions)

{"Empirical Content": output1, "Conceptual Content": output2}

Instruction for paraphrasing

If neither part is 'None', please paraphrase the empirical content and the conceptual content into a separated empirical-focused abstract and a separated conceptual-focused abstract respectively. Both abstracts should be coherent and fluent without including information that can't be inferred directly in the original abstract. If either part is 'None', take the input abstract and 'None' as the two output abstracts. Note that the difference between empirical focus and conceptual focus lies on the content rather than language expression.

Output (Extracted by functions)

{"Empirical Summary": output3, "Conceptual Summary": output4}

""

B.3 Focus Evaluation

""

System

You are a NLP expert. Please help me analyze some scientific abstracts.

Instruction

Help me decide whether this abstract is more empirically-focused or more conceptually-focused. The output should be 'empirical' or 'conceptual'.

Definition:

The empirically-focused abstract emphasizes the experimental, data-driven aspects of a study. It highlights data collection, experimental settings, performance metrics and concrete results obtained from the research, especially when it comes to statistics and data.

The conceptually-focused abstract emphasizes the theoretical and innovative aspects of a study. It highlights the motivation, the challenge, the underlying theoretical framework, the description of the proposed method or algorithm, and broader implications of the research.

Abstract: {abstract}

""

B.4 Zero-Shot LLM Experiments

""

System

You are an expert summarizer who can generate summaries with specific controls.

Instruction

Your task is to create a summary of the given scientific document with the following controls:

Length: The summary should fit in the specified word counts.

Keywords: Include the following keywords in the summary: [list of keywords]

Readability: Ensure the summary is either highly readable for laymen (high) or not specifically optimized for readability (normal).

Empirical Focus Level: Make the summary has high empirical focus level (high) by emphasizing the experimental, data-driven aspects of a study. It highlights data collection, experimental settings, performance metrics and concrete results obtained from the research, especially when it comes to statistics and data; or low empirical focus level (low) the theoretical and innovative aspects of a study. It highlights the motivation, the challenge, the underlying theoretical framework, the description of the proposed method or algorithm, and broader implications of the research.

Document: {doc}

Control signals

Length: 0-50 words

Keywords: "multi-scale"

Readability: high

Empirical Focus Level: high

Output

Summary:

""

C Human Evaluation

As described in Section 3.3, we employed human evaluators to assess the quality of GPT-generated summaries (regarding Readability and Focus) in CCSBENCH.

The evaluations were conducted via Amazon Mechanical Turk (MTurk)³, with participants compensated at a rate of USD \$0.60 per Readability case and USD \$0.75 per Focus case. We clearly stated during recruitment that the collected data would be used solely for research purposes. The human evaluation process has received IRB approval from the authors' institution.

C.1 Instructions for Focus Evaluation

Instructions to MTurk Annotators. Read the two scientific summaries and the reference abstract, evaluate their factuality, focus and fluency.

Definition:

The empirical-focused summary emphasizes the experimental, data-driven aspects of a study. It highlights data collection, experimental settings, performance metrics and concrete results obtained from the research, especially when it comes to statistics and data.

The conceptual-focused summary emphasizes the theoretical and innovative aspects of a study. It highlights the motivation, the challenge, the underlying theoretical framework, the description of the proposed method or algorithm, and broader implications of the research.

Empirical-focused Example: This study evaluates the performance of a modified CRF-based POS tagging system for Manipuri, incorporating new features and the Reduplicated Multiword Expression (RMWE) feature. The experiment shows that the new CRF system achieves a Recall of 78.22%, Precision of 73.15%, and F-measure of 75.60%.

With the inclusion of RMWE as a feature, the results improve to a Recall of 80.20%, Precision of 74.31%, and F-measure of 77.14%.

Conceptual-focused Example: This paper provides an in-depth overview of the updated feature selection approach in CRF for Manipuri POS tagging. It highlights the significance of optimal feature selection in enhancing CRF performance and discusses the introduction of new features, including the Reduplicated Multiword Expression (RMWE), which is crucial for accurately tagging Manipuri language POS due to its rich occurrence of RMWE.

[Abstract]

[Summary 1]

[Summary 2]

Questions for MTurk Annotators. Q1: Does Summary 1 agree with the reference Abstract on the main points? (Yes / No)

Q2: Does Summary 2 agree with the reference Abstract on the main points? (Yes / No)

Q3: Which summary is more empirically-focused? (Summary 1 / Summary 2)

Q4: Is Summary 1 written in natural and fluent language? (Yes / No)

Q5: Is Summary 2 written in natural and fluent language? (Yes / No)

C.2 Instructions for Readability Evaluation

Instructions to MTurk Annotators. Read the two scientific summaries and evaluate their factuality, readability and fluency.

[Summary 1]

[Summary 2]

Questions for MTurk Annotators. Q1: Do the two summaries agree on the main points? (Yes / No)

Q2: Which summary is more readable? (Summary 1 / Summary 2)

Q3: Is Summary 1 written in natural and fluent language? (Yes / No)

Q4: Is Summary 2 written in natural and fluent language? (Yes / No)

³<https://www.mturk.com/>