

Behaviour Preserving Extensions of Univariate and Bivariate Functions

David Levin

School of Mathematical Sciences. Tel-Aviv University. Tel-Aviv, Israel

Abstract

Given function values on a domain D_0 , possibly with noise, we examine the possibility of extending the function to a larger domain D , $D_0 \subset D$. In addition to smoothness at the boundary of D_0 , the extension on $D \setminus D_0$ should also inherit behavioral trends of the function on D_0 , such as growth and decay or even oscillations. The approach chosen here is based upon the framework of linear models, univariate or bivariate, with constant or varying coefficients.

1. Introduction

R. Prony [5] has suggested in 1795 to model a data sequence ζ_n by a of complex exponentials, and he has already shown that such a model is equivalent to finding a linear model with constant coefficients for the sequence's evolution. D. Shanks [6] has revived this approach, used it for convergence acceleration, and has shown its relation to Padé approximation. Prony's method for the decomposition of a signal with a finite number of complex exponentials is a powerful tool for signal analysis. It has been studied by many authors, who made valuable contributions to the practical application of the method, e.g., by Osborne and Smyth [4].

Two-dimensional (2-D) linear prediction models with constant coefficients were utilized in [2] within the framework of double series and bivariate Padé approximation. In the 2-D case, the equivalence between linear prediction and exponential fitting no longer holds. Consequently, the class of double sequences that satisfy 2-D linear models with constant coefficients is generally broader than simple sums of exponentials.

1-D linear models with varying coefficients have been studied in [1] and in [3] who introduced new sequence transformations that are efficient for a wide class of sequences, wider than those that are defined by sums of exponentials. For a complete overview see [7].

Prony's method is closely related to least squares linear prediction algorithms and is highly effective for sequence extension or extrapolation. Extending a function presents a similar challenge, with the added constraint that the extension must also maintain smoothness.

In this paper, we first demonstrate how a univariate linear prediction model with constant coefficients can be effectively used for smooth functional extension without the need to solve for the exponents, as required in Prony's method. Moreover, we show that this approach can be extended to higher-dimensional prediction. In Section 5, we further refine the method and propose a spline-based model that significantly reduces computational complexity.

2. Univariate case - from a linear model to extension

Given a function on a domain D_0 , the ideal information for extending the function into a larger domain would be the differential equation that the function satisfies on D_0 . If the differential equation is simple, e.g., with constant coefficients, it can be extended beyond D_0 , and the extension of the function may be defined by solving the differential

equation with proper initial or boundary conditions. If the function is known only on a discrete set of points in D_0 , say on a uniform grid, we may hope to find a difference equation that the data values satisfy on the grid. Knowing the difference equation may serve as a starting point for both approximation the function on D_0 and extending it beyond D_0 , as explained below. It is important to note that a univariate function is a sum of exponentials if and only if it satisfies a linear differential equation with constant coefficients. Also, the values of a univariate function on a regular grid is a sum of exponentials if and only if they satisfy a linear difference equation with constant coefficients. This equivalence does not hold in 2-D. The case of linear differential or difference equations with varying coefficients is studied in [3] for the generation of the d and the D transformations for the efficient extrapolation of infinite series and integrals. It is shown there that the class of functions satisfying such equations covers most of the special functions, and their combinations.

2.1. Extracting linear prediction models

Let $D_0 = [a, b]$ and consider data sets $\{x_i, f_i\}$, where $\{f_i\}$ are function values (possibly with noise) at equidistant points $x_i = a + ih, i = 0, \dots, N, h = (b - a)/N$. We would like to find a difference equation, or a linear prediction model, by which we can extend the function for $x > b$. Recalling our declared goal, we would like the extension to carry along the characteristic behavior of the function within the interval $[a, b]$. Since h may be very small, difference relation on a sequence of data values at distance h cannot catch the global behavior of f on $[a, b]$. Also, in particular, in the presence of noise, the problem of finding a difference equation satisfied by the given data may be quite unstable. Let $d = nh$, we quest for a linear prediction model of order m satisfied by all the data sequences of mesh size d , $\{f_{i+(j-1)n}\}_{j=1}^{\lfloor N/n-1 \rfloor}$, $i = 0, \dots, n$. As we shall see below, the value d determines, by Nyquist sampling theory, the frequencies that can be reconstructed by the prediction model. We consider linear prediction models of the form:

$$[1 + q_{m+1}u(x_i)]f_i = \sum_{k=1}^m [p_k + q_k u(x_i)]f_{i-(m-k+1)n}. \quad (1)$$

Typical choices of the function u would be:

1. $u \equiv 0$ for a model with constant coefficients.
2. $u(x) = x$ for a linearly varying model.
3. $u(x) = \frac{1}{x+\alpha}$ for a model with rational variation.

Now we may use a standard way of defining an approximate prediction model by least-squares fit, as follows:

We look for model coefficients $P = \{p_k\}_{k=1}^m$ and $Q = \{q_k\}_{k=1}^{m+1}$ such that

$$I_1(P, Q) = \sum_{i=mn}^N [[1 + q_{m+1}u(x_i)]f_i - \sum_{k=1}^m [p_k + q_k u(x_i)]f_{i-(m-k+1)n}]^2 \rightarrow \min. \quad (2)$$

In Section 4 we discuss other options for extracting the model. In particular, we consider improving the numerical stability by minimizing

$$I_1(P, Q) + \nu \sum_{k=1}^m p_k^2 + \mu \sum_{k=1}^{m+1} q_k^2. \quad (3)$$

In Section 5 we use linear models for the bivariate extension problem.

3. Approximation and extension algorithms

3.1. Univariate models with constant coefficients

Let us first discuss a linear model with constant coefficients. I.e., we would like to approximate the data on $[a, b]$, and extend it beyond b , using the linear model

$$g_i = \sum_{k=1}^m p_k g_{i-(m-k+1)n}. \quad (4)$$

Such a model takes us back to Prony's method, i.e., approximation by a sum exponentials. Let $\{\lambda_j\}_{j=1}^m$ be the roots of the polynomial

$$p(\lambda) = \sum_{k=1}^m p_k \lambda^{k-1} - \lambda^m. \quad (5)$$

We also assume, for simplicity, that all the roots of p are simple. Then, all sequences satisfying (4) are of the form

$$g_{rn+i} = \sum_{j=1}^m c_j^{(i)} \lambda_j^r, \quad r \in \mathbb{Z}. \quad (6)$$

with coefficients $\{c_j^{(i)}\}$ depending on i . We recall that the value g_{rn+i} is attached to the point $x = a + (rn + i)h = a + rd + ih$, and we would like to define a smooth function g such that $g(a + rd + ih) = g_{rn+i}$. W.l.o.g., we may assume that $d = 1$, and obtain the relation

$$g(a + r + ih) = \sum_{j=1}^m c_j^{(i)} \lambda_j^r = \sum_{j=1}^m \tilde{c}_j^{(i)} \lambda_j^{a+r+ih}, \quad r \in \mathbb{Z}. \quad (7)$$

The evident way of defining a smooth g on \mathbb{R} is to make the coefficients independent on i , i.e., $\tilde{c}_j^{(i)} = \tilde{c}_j$ for any i . Then, g is simply

$$g(x) = \sum_{j=1}^m \tilde{c}_j \lambda_j^x, \quad x \in \mathbb{R}. \quad (8)$$

Other ways for constructing a smooth g satisfying the model will be presented in the following sections.

The approximation extension algorithm for linear model with constant coefficients:

1. Find the model coefficients by (1) with $u = 0$.
2. Find the exponents $\{\lambda_j\}_{j=1}^m$ as the roots of the characteristic polynomial (5).
3. Define the approximation on $[a, b]$ and the extension by (8) where the coefficients $\{\tilde{c}_j\}$ are obtained by least-squares approximation to the given data on $[a, b]$.

There are some technical issues to deal with in the above algorithm. One is the case of multiple roots in step 2, and another is the problem of complex approximation to a real function in step 3. The last issue can be resolved by replacing the basis functions in step 3 above by an independent subset of $\{Re(\lambda_j^x), Im(\lambda_j^x)\}_{j=1}^m$. More problematic is the issue of choosing the right order m for the model. If m is too small the model cannot approximate the data, and if m is too large some of the extra resulting exponents may introduce highly oscillatory behavior or another type of instability. Altogether, as shown in examples 1-2 below, the above algorithm works quite nicely for noisy data of functions for which can be well approximated by sums of exponentials. However, the above approach cannot be applied to models with varying coefficients, and in the bivariate case it is not suitable even for models with constant

coefficients. Therefore, the main purpose of this paper would be to suggest more general approximation-extension algorithms that are applicable to those cases as well.

Examples of approximation extension using exponential's fitting:

As an example we considered extension of the function:

$$f_1(x) = .8^x - \cos(x) + 2\sin(2x) + \frac{1}{x+1} \quad x \in [0, 7], \quad (9)$$

to $[0, 14]$. We first demonstrate the results for non-noisy data. The parameters used are $n = 50$, $h = 0.02$, and a model of the form (4) with $m = 6$. The resulting exponents are:

$$\{\lambda_j\} = \{0.061818, 0.772124, -0.416977 \pm 0.908787i, 0.520298 \pm 0.852041i\}.$$

Note that 0.8 , $e^i = 0.540302 \pm 0.841471i$ and $e^{2i} = -0.416149 \pm 0.909297i$ are the exact exponentials constituting f_1 . However, since f_1 is not a 'pure' sum of exponentials, we do not get them exactly. In Figure 1 we plot the function f_1 together with the reconstructed approximation-extension g on $[0, 14]$ (defined by (8)), using function values only on $[0, 7]$.

Next we consider the same test function f_1 , measured at the same points in $[0, 7]$, but with an added noise, randomly distributed in $[-0.2, 0.2]$. Here the resulting exponents of a model of the same size, $m = 6$, turn to be

$$\{\lambda_j\} = \{0.273076, -0.864675, -0.414134 \pm 0.908059i, 0.542686 \pm 0.562524i\}$$

In Figure 2 we plot the reconstructed approximation-extension g on $[0, 14]$ together with the data on $[0, 7]$ used in the algorithm, and the exact function f_1 on $(7, 14]$. We note that the complex exponents are not so sensitive to the noise, but the real frequencies are quite different. Yet, the approximation in $[0, 7]$ is good, and the extension is also reasonable.

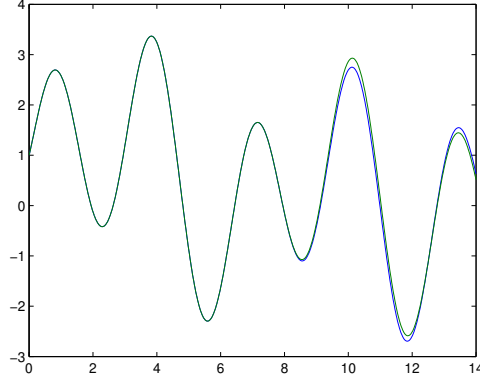


Figure 1: Approximation to non-noisy data on $[0, 7]$ and extension on $[0, 14]$

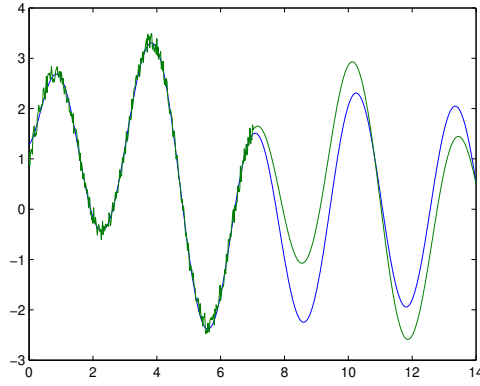


Figure 2: Approximation to noisy data on $[0, 7]$ and extension on $[0, 14]$

3.2. Univariate models with varying coefficients

Unlike the above Prony's type method, the algorithm presented below does not rely on finding the general solution of sequences satisfying the model. Hence, in principle, it is applicable even for non linear models with varying coefficients. The method is based upon joining together all the required elements into one objective functional, and minimizing this functional within the space of all sequences satisfying the model. We demonstrate the approach via linear models with constant or varying coefficients.

Let us denote by $g \in M$ a sequence $g = \{g_i\}_{n_0 \leq i \leq n_1}$, $n_0 \leq 0$ and $n_1 \geq N$, satisfying a model M . We would like to find a sequence $g \in M$ such that:

- a.** $\{g_i\}_{i=0}^N$ approximates the given data sequence $\{f_i\}_{i=0}^N$.
- b.** g is smooth.

Requirement **a.** is reflected in the functional

$$E(g) = \sum_{i=0}^N [f_i - g_i]^2. \quad (10)$$

while the smoothness requirement **b.** is represented by

$$S_p(g) = \sum_{n_0 \leq i \leq n_1 - p} [\Delta^p g_i]^2, \quad (11)$$

where Δ is the ordinary difference operator.

The approximation extension algorithm for general models:

1. Find an appropriate model M for the data $\{f_i\}_{i=0}^N$.
2. Define the approximation on $\{x_i\}_{i=0}^N$ and its extension as the sequence $g = \{g_i\}_{n_0 \leq i \leq n_1}$ minimizing the functional

$$F_p(g) = S_p(g) + \mu E(g), \quad g \in M. \quad (12)$$

Discussion: The new element here is the inclusion of the smoothing functional S_p . Such a functional is a very common tool in Computer Aided Geometric Design, where it is used for smooth filling of holes in a surface. In approximation theory S_p is viewed as a regularization functional. Let us explain its special role in our context; In the case of a model with varying coefficients, if the coefficients vary smoothly, each sequence obeying the model may be smooth, in some sense. However, let us recall that the model connects points that are d distant apart, or, equivalently, n indices apart, from each other (see (4)). Therefore, within $g \in M$ there may be n smooth independent subsequences satisfying the model. The first role of the functional S_p is to force those n subsequences of g to unite into one smooth sequence. Furthermore, even in the case of models with constant coefficients, the space of sequences satisfying the model may include parasitic highly oscillatory sequences. The second role of smoothing functional S_p is to invalidate these parasite components in M . The parameter μ determines a balance between the functionals S_p and E . In the examples below we discuss the effects of the parameter μ and the order p of the difference operator in S_p .

One may also argue that it is enough to take care of the smoothness of $\{g_i\}_{i=0}^N$, and to continue the sequence by the model. However, this approach has been found to be unstable, and moreover, as explained in Section 5, this approach cannot work in 2-D.

Examples of approximation-extension using a model and a smoothing functional: Here we repeat the

example with f_1 defined in (9), measured at the same points in $[0, 7]$, with an added noise randomly distributed in $[-0.2, 0.2]$. The model is also of the same size, $m = 6$, with constant coefficients, but the reconstruction is computed by minimization of F_2 defined in (12) with $\mu = 0.001$.

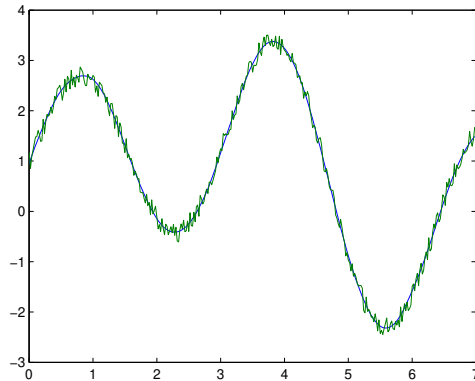


Figure 3: Approximation to the non-noisy data on $[0, 7]$.

3.3. The scope of linear models with varying coefficients

D. Shanks [6] investigated the use of exponentials fitting to a sequence as a tool for convergence acceleration. It is also shown there that fitting a linear model with constant coefficients to the terms of a power series leads to Padé approximations. The use of linear models with varying coefficients has been studied in [1] and in [3] who introduced new sequence transformations that are efficient for a wide class of sequences, wider than those that are defined by sums of exponentials. In [3] we can find examples of classes of sequences $\{a_k\}$ that satisfy a linear model with coefficients that has asymptotic expansion in inverse powers of k , as $n \rightarrow \infty$. We refer to models of general order m of the form:

$$a_{k+m+1} = \sum_{i=1}^m p_i(k) a_{k+i}, \quad (13)$$

where

$$p_i(k) \sim k^{r_i} \sum_{j=0}^{\infty} p_{i,j} k^{-j}, \quad \text{as } k \rightarrow \infty, \quad r_i \in \mathbb{Z}. \quad (14)$$

As a simple example consider the sequence $a_k = k^\alpha e^{ck}$. Obviously,

$$a_{k+1} = e^c \left(1 - \frac{1}{k+1}\right)^\alpha a_k, \quad (15)$$

that is a linear model, with coefficients that vary with k . For any c and α , the coefficients has asymptotic expansion in inverse powers of k , as $k \rightarrow \infty$. Following [3] we denote by $B^{(m)}$ the class of sequences satisfying a model of order m of the form (13) with coefficients that has asymptotic expansions of the form (14).

Similar to the case of exponentials, the following algebraic rules hold ([3]):

Let $\{a_k\} \in B^{(m_1)}$ and $\{b_k\} \in B^{(m_2)}$ then

$$\{a_k + b_k\} \in B^{(m_1+m_2)}, \quad \{a_k b_k\} \in B^{(m_1 m_2)}. \quad (16)$$

For example, by the above properties we can analyze sequences of equidistant evaluations of Bessel functions, concluding that $\{a_k\} = \{J_\nu(kd)\} \in B^{(2)}$ for any order ν and for any d . Altogether, we recall here the rich family of sequences satisfying linear models of type $B^{(m)}$. In this paper we report the use of a restricted sub-class of $B^{(m)}$, namely models of the form (1) with $u(x) = x$ or $u(x) = \frac{1}{x+\alpha}$.

Examples of approximation-extension using a model with rational coefficients: As an example we

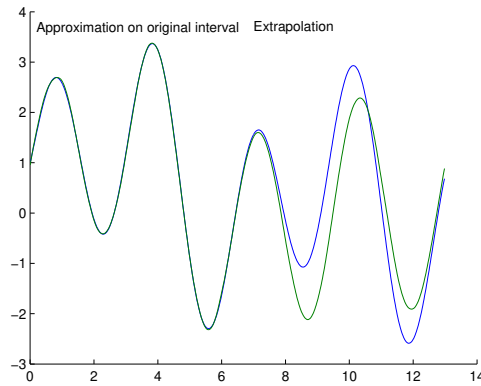


Figure 4: Approximation-extension on $[0, 14]$

considered extension of the function:

$$f_2(x) = \frac{5\cos(2x)}{x^2 + 1} + x^{1.5}\sin(x), \quad x \in [0, 7], \quad (17)$$

to $[0, 14]$. Here again f_2 is measured with a noise, randomly distributed in $[-0.2, 0.2]$. The parameters used are $n = 100$, $h = 0.01$, and a model of the form (1) with $u(x) = \frac{1}{x+\alpha}$ and $m = 6$. The reconstruction is computed by minimization of F_2 defined in (12) with $\mu = 0.0001$ ($\mu \sim h^2$).

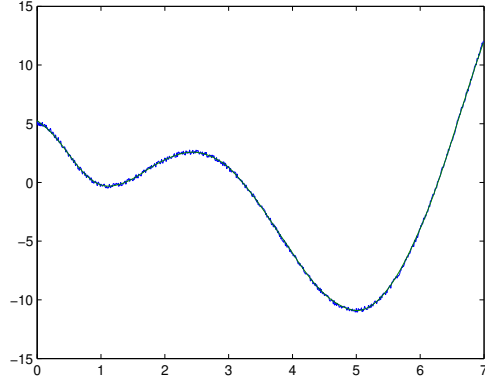


Figure 5: Rational coefficients model: Approximation to the non-noisy data on $[0, 7]$.

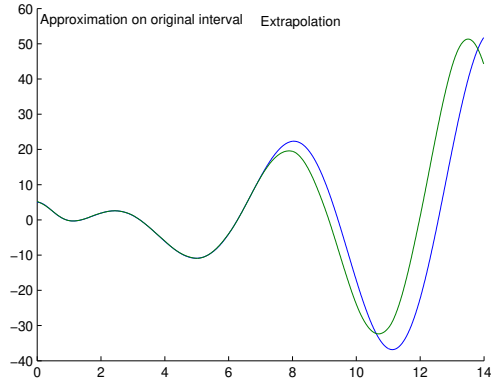


Figure 6: Rational coefficients model: Approximation-extension on $[0, 14]$

Remarks:

1. Using the above characterization rules, the function (17) is in $B^{(4)}$, and it cannot satisfy a linear model with constant coefficients. Our model, with rational coefficients of low degree, is also not ideal here, but it performs a little better than a model with constant coefficients.
2. The right choice of the parameter μ is important. Choosing μ too big results in a bad approximation to the data, while a too small μ yields non-smooth approximation. The rule $\mu = 0.0001 \mu \sim h^2$ works well.

4. The bivariate case - from a linear model to smooth extension

W.L.O.G, let $D_0 = [a, b] \times [a, b]$ and consider data sets $\{(x_i, y_j), f_{i,j}\}$, where $\{f_{i,j}\}$ are function values (possibly with noise) on a square mesh $(x_i, y_j) = (a + ih, a + jh)$, $i, j = 0, \dots, N$, $h = (b - a)/N$. We would like to find a difference equation, or a linear prediction model, by which we can extend the function into $D = [c, d] \times [c, d]$, $c < a$, $d > b$. As in the univariate case, we start by finding a linear model of size $m \times m$ satisfied by all the data sequences of mesh size $d = nh$, $\{f_{i+(k-1)n, j+(\ell-1)n}\}_{k, \ell=1}^{[N/n-1]}$, $i, j = 0, \dots, n$. Denoting $K = \{(k, \ell) : k, \ell = 1, \dots, m\}$, we consider linear models of the form:

$$\sum_{(k, \ell) \in K} p_{k, \ell} f_{i+(k-1)n, j+(\ell-1)n} = 0, \quad (18)$$

with the normalization $p_{m, m} = 1$.

The first step in the extension algorithm is finding an approximate model M for the given data. As in the 1-D case we do it by least-squares minimization. Define $K^- = K \setminus \{(m, m)\}$. We look for model coefficients $P = \{p_{(k, \ell)}\}_{(k, \ell) \in K^-}$ and such that

$$I_2(P) = \sum_{(i, j)} \left[\sum_{(k, \ell) \in K^-} p_{k, \ell} f_{i+(k-1)n, j+(\ell-1)n} + f_{i+(m-1)n, j+(m-1)n} \right]^2 \rightarrow \min. \quad (19)$$

As remarked in the introduction, 2-D Linear prediction models with constant coefficients describe function spaces that are much richer than sums of exponentials. In fact the space of functions satisfying a given 2-D model is usually of infinite dimension. Hence, the method of fitting exponentials cannot work here, and we use the above approximation+smoothing algorithm, that does not rely on finding the general solution of sequences satisfying the model.

Let us denote by $g \in M$ a sequence $g = \{g_{i,j}\}_{n_0 \leq i, j \leq n_1}$, $n_0 \leq 0$ and $n_1 \geq N$, satisfying a model M . We would like to find a sequence $g \in M$ such that:

- a.** $\{g_{i,j}\}_{i,j=0}^N$ approximates the given data sequence $\{f_{i,j}\}_{i,j=0}^N$.
- b.** g is smooth.

Requirement **a.** is reflected in the functional

$$E(g) = \sum_{i,j=0}^N [f_{i,j} - g_{i,j}]^2. \quad (20)$$

while the smoothness requirement **b.** is represented by

$$S(g) = \sum_{n_0+1 \leq i, j \leq n_1-1} Q g_{i,j}, \quad (21)$$

where here Q is the following quadratic operator:

$$Q g_{i,j} = [\Delta_{xx} g_{i,j}]^2 + [\Delta_{yy} g_{i,j}]^2 + \frac{1}{4} \{ [\Delta_{xy} g_{i,j}]^2 + [\Delta_{xy} g_{i+1,j}]^2 + [\Delta_{xy} g_{i,j+1}]^2 + [\Delta_{xy} g_{i+1,j+1}]^2 \} \quad (22)$$

with $\Delta_{xx} g_{i,j} = g_{i-1,j} - 2g_{i,j} + g_{i+1,j}$, $\Delta_{yy} g_{i,j} = g_{i,j-1} - 2g_{i,j} + g_{i,j+1}$ and $\Delta_{xy} g_{i,j} = g_{i,j} - g_{i-1,j} - g_{i,j-1} + g_{i-1,j-1}$. We note that the the functional $S(g)$ is related to the bi-harmonic operator.

The bivariate approximation-extension algorithm:

1. Find the model parameter P for the data by minimizing I_2 .

2. Define the approximation on D_0 , and its extension into D , as the sequence $g = \{g_{i,j}\}_{n_0 \leq i,j \leq n_1}$ minimizing the smooth approximation functional

$$F(g) = S(g) + \mu E(g), \quad g \in M. \quad (23)$$

Examples of bivariate approximation-extension using a model and a smoothing functional:

Unlike the method of fitting exponentials, the algorithm based upon the smooth approximation functional is completely linear. It is important to note that in the bivariate case, even if we knew g on D_0 , a direct extension of g into the larger domain D by the model would be impossible. Hence, we must solve here for g on the entire mesh in the larger domain D . Of course, the size of the linear system gets larger with the size m of the model and the size of the domain D .

In the following we demonstrate the performance of the proposed algorithm for two test functions:

$$f_3(x, y) = 0.4\cos(4(x + y)) + 0.6y\sin(3(x - y)) - (x - 2)^2, \quad (24)$$

$$f_4(x, y) = x^2 - y^3 + 2 + x - y + 20 * \exp(-(x - 2)^2), \quad (25)$$

In both cases the data is given on a square mesh, of mesh size $h = 0.1$, in $D_0 = [0, 4]^2$, with an added random noise in $[-0.2, 0.2]$. The extension is into a square mesh, of the same mesh size, in $D = [-2, 6]^2$. A 4×4 linear model is computed by (19), and the approximation-extension g is computed by minimizing the smooth approximation functional (23) with $\mu = 100$. The linear system involves a sparse matrix of size 8900×8900 , and the solution is done by MINRES iterations.

For the function f_3 the resulting model coefficients are:

$$P = \begin{pmatrix} -0.0539 & 0.1662 & -0.0964 & -0.7606 \\ 0.3700 & -0.0796 & -0.3966 & -0.4032 \\ -0.2253 & 0.0797 & -0.4422 & 0.2967 \\ -0.1989 & 0.1743 & 0.5024 & 1.0000 \end{pmatrix}$$

The noisy data of f_3 is shown in Figure 7 and the resulting extension is shown in Figure 8.

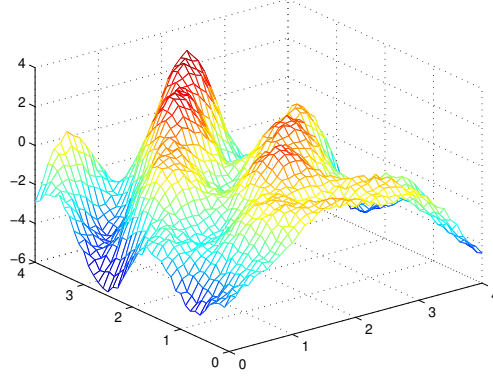


Figure 7: The non-noisy data of f_3 on $D_0 = [0, 4]^2$.

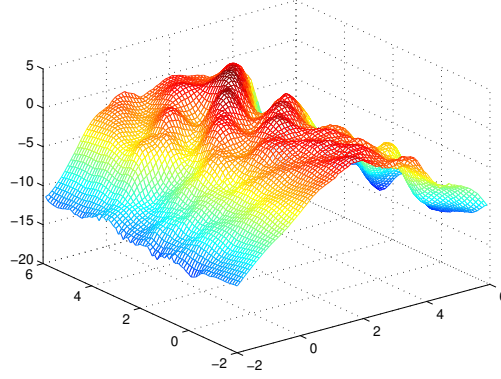


Figure 8: Approximation-extension of f_3 on $D = [-2, 6]^2$.

For the function f_4 the resulting model coefficients are:

$$P = \begin{pmatrix} 0.1505 & 0.0772 & 0.1560 & -0.3483 \\ 0.0480 & 0.2556 & 0.1838 & -0.0669 \\ -0.1204 & -0.0840 & -0.0200 & -0.4786 \\ -0.1863 & -0.2081 & -0.3254 & 1.0000 \end{pmatrix}$$

The noisy data of f_4 is shown in Figure 9 and the resulting extension is shown in Figure 10.

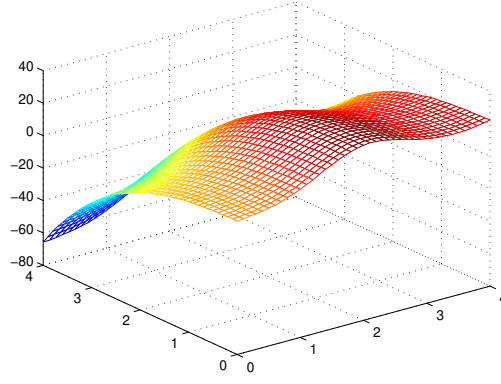


Figure 9: The non-noisy data of f_4 on $D_0 = [0, 4]^2$.

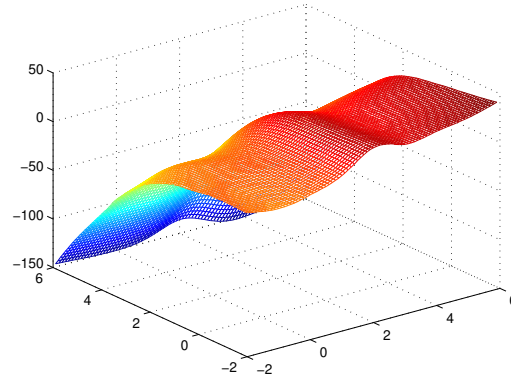


Figure 10: Approximation-extension of f_4 on $D = [-2, 6]^2$.

5. Efficient approximation-extension using spline basis functions model

The smooth approximation method for approximation-extension discussed above has two major drawbacks: first, the computational complexity increases significantly in the bivariate case; second, selecting an appropriate balancing parameter μ between the approximation and smoothing functionals in equation (23) is challenging.

We now introduce a more efficient alternative method that eliminates the need for a balancing parameter. However, this approach is less suited for models with varying coefficients or more complex, general models. The efficiency of this method stems from the following simple observation:

Proposition 5.1. *Let $P = \{p_{k,\ell}\}_{(k,\ell) \in K}$ represent a linear model with constant coefficients, where K is a finite subset of \mathbb{Z}^2 , and let ϕ be a function of compact support in \mathbb{R}^2 . Consider*

$$g(x, y) = \sum_{(i,j) \in \mathbb{Z}^2} c_{i,j} \phi(x - i, y - j), \quad (x, y) \in \mathbb{R}^2. \quad (26)$$

where $\{c_{i,j}\}_{(i,j) \in \mathbb{Z}^2}$ is a bi-infinite sequence satisfying the model, i.e.,

$$\sum_{(k,\ell) \in K} p_{k,\ell} c_{i+k, j+\ell} = 0 \quad \forall (i, j) \in \mathbb{Z}^2. \quad (27)$$

Then, the function g satisfies the model, i.e.,

$$\sum_{(k,\ell) \in K} p_{k,\ell} g(x + k, y + \ell) = 0 \quad \forall (x, y) \in \mathbb{R}^2. \quad (28)$$

Proof. Using the compact support of K and of ϕ ,

$$\begin{aligned} \sum_{(k,\ell) \in K} p_{k,\ell} g(x + k, y + \ell) &= \sum_{(k,\ell) \in K} p_{k,\ell} \sum_{(i,j) \in \mathbb{Z}^2} c_{i,j} \phi(x - i + k, y - j + \ell) \\ &= \sum_{(k,\ell) \in K} p_{k,\ell} \sum_{(r,s) \in \mathbb{Z}^2} c_{r+k, s+\ell} \phi(x - r, y - s) \\ &= \sum_{(r,s) \in \mathbb{Z}^2} \phi(x - r, y - s) \sum_{(k,\ell) \in K} p_{k,\ell} c_{r+k, s+\ell} \\ &= 0 \end{aligned} \quad (29)$$

□

Proposition 5.2. *Let $P = \{p_{k,\ell}\}_{(k,\ell) \in K}$ represent a linear model with constant coefficients, where K is a finite subset of \mathbb{Z}^2 , and let ϕ be a function of compact support in \mathbb{R}^2 such that its integer shifts are linearly independent. Consider*

$$g(x, y) = \sum_{(i,j) \in \mathbb{Z}^2} c_{i,j} \phi(x - i, y - j), \quad (x, y) \in \mathbb{R}^2. \quad (30)$$

If the function g satisfies the model, i.e., (28) holds, then $\{c_{i,j}\}_{(i,j) \in \mathbb{Z}^2}$ satisfies the model, i.e., (27) holds.

Proof. The proof follows directly from (29) using the linear independence of $\{\phi(x - i, y - j)\}$. □

Remark: The propositions are formulated for the bivariate case, but the results hold in any dimension.

Given Proposition 5.1 we can easily generate many functions that satisfy a given model by sums of integer shifts of any function ϕ . We want to use smooth basis functions that can form a basis for approximating the data. A suitable choice for this purpose is to define ϕ as a B-spline (e.g., tensor product) with equidistant knots and a mesh size d . The mesh size d should be selected so that d -shifts of the B-spline provide a good approximation space to the function f that we aim to extend. With this approach, a spline approximation to f will approximately satisfy the same model as f and, due to Proposition 5.2, the B-spline coefficients will also approximately satisfy the same model. The choice of B-splines is natural because of the smoothness functionals used above, that are related to splines. In our tests, we have used cubic B-splines and their tensor products. Our next goal is to develop an efficient method for generating the space of splines that satisfy a given model.

5.1. Model-Spline basis functions for approximation-extension

Let us start with the univariate case. After selecting the generating function ϕ as a cubic B-spline, and the parameter d , we would like to construct a basis for all the splines with equidistant knots, of mesh size d , that satisfy the model. Here again, we assume, w.l.o.g., that $d = 1$. We consider coefficients satisfying a univariate model M of order m of the form

$$c_{i+m+1} = \sum_{k=1}^m p_k c_{i+k}, \quad i \in \mathbb{Z}. \quad (31)$$

For convenience we denote by $\{c_i\} \in M$ a sequence satisfying the model. Viewing (31) as a prediction model, any vector of m initial values $\{c_i\}_{i=r}^{r+m-1}$ generates a sequence satisfying (31) for $i \geq r$. A basis for all the sequences $\{c_i\} \in M$ for $i \geq r$ may be obtained by using m independent initial vectors, e.g., the standard basis vectors $e^{(j)} = \{\delta_{i,j}\}_{i=1}^m$, $j = 1, \dots, m$. For an approximation in $[0, N]$, using the standard cubic B-spline representation, we need the coefficients $\{c_i\}_{i=-1}^{N+1}$. We thus generate a basis of m sequences $\{c_i^{(j)}\} \in M$, for $i \geq -1$, by m independent vectors of initial condition $\{c_i^{(j)}\}_{i=-1}^{m-2} = e^{(j)}$, $j = 1, \dots, m$. The m spline functions corresponding to these m sequences are

$$S_j(x) = \sum_{i=-1}^{N+1} c_i^{(j)} B(x-i), \quad j = 1, \dots, m. \quad (32)$$

By Proposition 5.1, any $g \in \text{span}\{S_j\}_{j=1}^m$ satisfies the model M . We call such g a model-spline. Thus, the task for the approximation-extension procedure reduces to finding $g \in \text{span}\{S_j\}_{j=1}^m$ that best approximates the given data. To demonstrate the method we go back to the previous examples, with noisy data for the test functions f_1 and f_2 , with $m = 6$. First, we present plots the basis functions $\{S_j\}_{j=1}^6$, corresponding to the model found for f_1 in Figure 11, and for f_2 in Figure 12. One can already see the behavior of f_1 and of f_2 living in their corresponding basis functions. Figure 13 below illustrates the approximation-extension process using these basis functions.

Remarks:

1. Any shift of the basis functions $\{S_j\}_{j=1}^m$ also satisfy the same model. We can use such shift in order to augment our basis for the approximation-extension algorithm.
2. This approach is both faster in practice and free of adjustable parameters. The smoothness is inherently determined by the choice of the function ϕ .

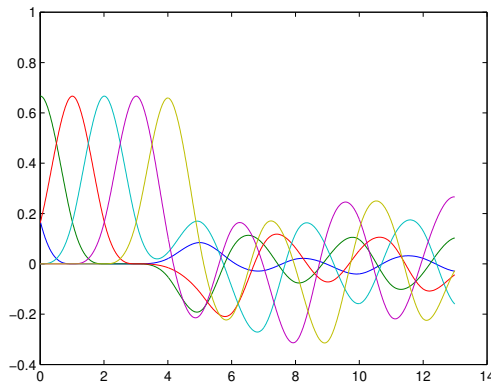


Figure 11: $\{S_j\}_{j=1}^6$ for the model found for f_1 .

Remarks:

1. Any shift of the basis functions $\{S_j\}_{j=1}^m$ also satisfy the same model. We can use such shift in order to augment our basis for the approximation-extension algorithm.
2. The above approach is both faster in application and is parameters' free. The smoothness is determined directly by the choice of the function ϕ .

Model-basis functions for the bivariate case

The main motivation for using the basis functions' approach is the high complexity involved is the application of the smoothing approach in 2-D. Consider an $m \times m$ order bivariate model of the form (18). W.l.o.g., we would like to form a basis for all the tensor-product bi-cubic splines, with integer knots, that satisfy the model on $[0, N]^2$. Any such bi-cubic spline can be written as

$$S(x, y) = \sum_{i,j=-1}^{N+1} c_{i,j} B(x-i) B(y-j). \quad (33)$$

According to Propositions 5.1 and 5.2, the coefficients $\{c_{i,j}\}$ should satisfy the model. I.e.,

$$\sum_{1 \leq k, \ell \leq m} p_{k,\ell} c_{i+k, j+\ell} = 0, \quad \text{with } p_{m,m} = 1. \quad (34)$$

Let $L = \{(i, j) | -1 \leq i \vee j \leq m-1\}$ denote the $m-1$ layers of indices along the bottom and the left boundary of the set of indices $\{(i, j)\}_{i,j=-1}^{N+1}$. Given any boundary values for $\{c_{i,j}\}_{(i,j) \in L}$, we can use the above model to fill out the rest of the coefficients by:

$$c_{i+m, j+m} = - \sum_{1 \leq k, \ell \leq m; (k, \ell) \neq (m, m)} p_{k,\ell} c_{i+k, j+\ell}, \quad i, j = 0, \dots, N-m+1. \quad (35)$$

Hence, the space of all the tensor-product bi-cubic splines, with integer knots, that satisfy the model on $[0, N]^2$ is of dimension $\#(L)$. A basis to this space can be generated, as in the univariate case, by taking a basis for the space $V_L = \{c_{i,j} | (i, j) \in L\}$, extending each vector in the basis by (35), and using the resulting coefficients to define a basis function by (33).

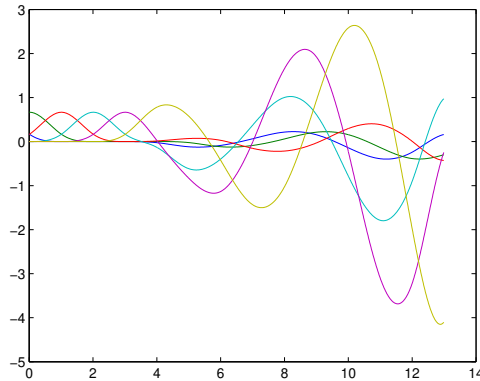


Figure 12: $\{S_j\}_{j=1}^6$ for the model found for f_2

In the following we go back to the bivariate example with noisy data for f_3 , now with a 6×6 model. In this case the dimension of the approximating space of spline functions satisfying the model is 85. To get a feeling of the basis functions involved we plot one of them in Figure 14. In Figure 15 we see the given data, in Figure 16 the approximation to the data by the spline basis functions, and in Figure 17 the extension into a larger domain.

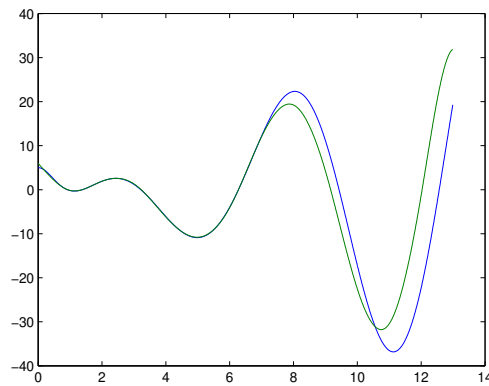


Figure 13: Approximation-extension of f_2 using the model-spline basis.

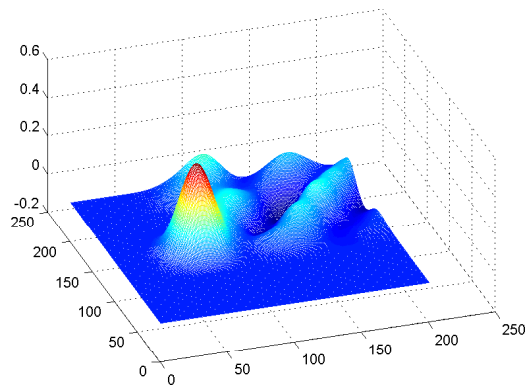


Figure 14: One of the model-spline basis functions for reconstructing f_3 .

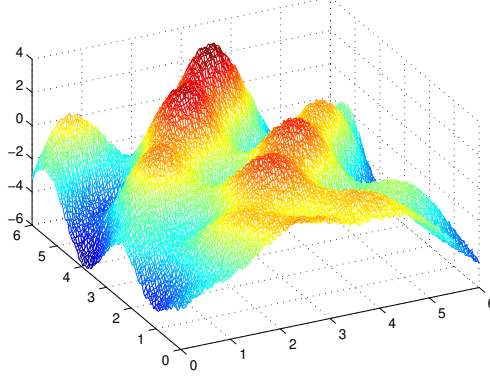


Figure 15: The noisy data for f_3 .

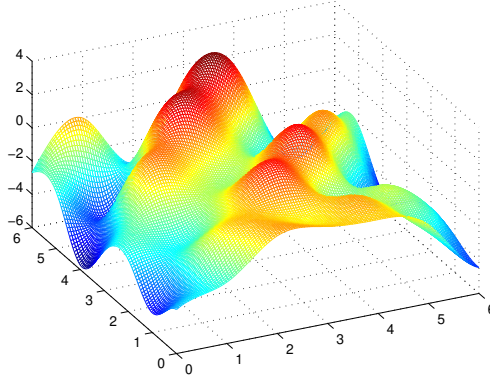


Figure 16: The approximation of f_3 by model-splines f_3

5.2. Interpolation between models

In all the above examples we have demonstrated methods for functions' extensions that preserve their behavior. Now we consider the possibility of generating a smooth extension of a function that blends its behavior into another desired behavior. This seems a whole project by itself, but with the tools presented in this work we can already present a basic method and an example that illustrate the potential of this direction. We consider the univariate case, and start by fitting a model to a given data on $[a, b]$. Denoting this model by M_1 , we would like to approximate the data by a smooth function on $[a, b]$, and extend this approximation into $[b, c]$, so that the behavior model will change smoothly from M_1 on $[a, b]$ to another behavior M_2 at c . The simple idea is to define a linear model M on $[a, c]$ that is a blending of the two models.

We assume that both models are linear and of the same order m . The simple idea is to define a linear model M on $[a, c]$ that is a blending of the two models. In Figure 18 we depict the noisy data of $f(x) = \cos(2x)$ on $[0, 5]$. Computing a linear model of order 4, with constant coefficients, for this data yield the coefficients of M_1 : $P = \{0.0803, 0.6555, -0.4325, -0.2470, -1.0000\}$. We have chosen M_2 to be the model for the function $f(x) = e^{-2x}$. The corresponding model coefficients are: $P = \{0, 0, 0.0178, 0.0024, -1.0000\}$. We now define a linear model with linear coefficients (as in (1), by a linear interpolation between the corresponding coefficients of the two models, such that it

agrees with M_1 at $x = 0$ and with M_2 at $x = 8$. The resulting model is of the form (1) with $u(x) = x$, and we can use it as in Section 3.3 to define the approximation extension of the data. The result is shown in Figure 19.

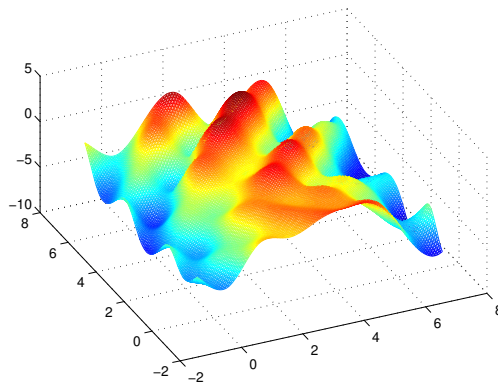


Figure 17: The extension of f_3 by model splines.

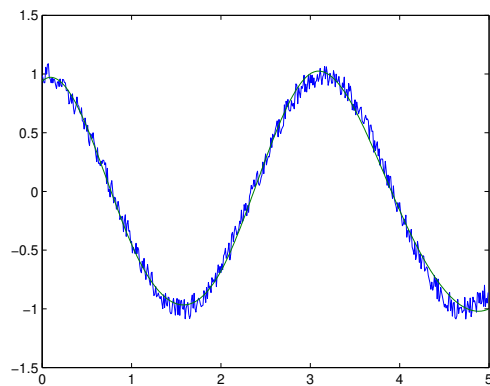


Figure 18: The approximation of the data of $\cos(2x)$ by the blended model.

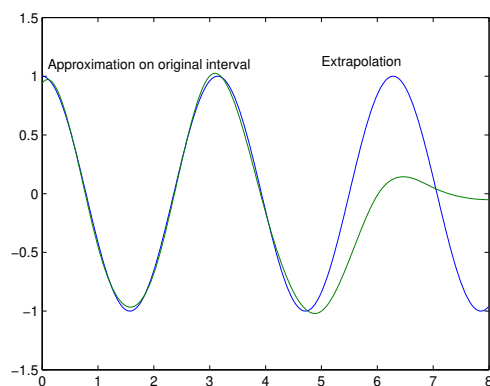
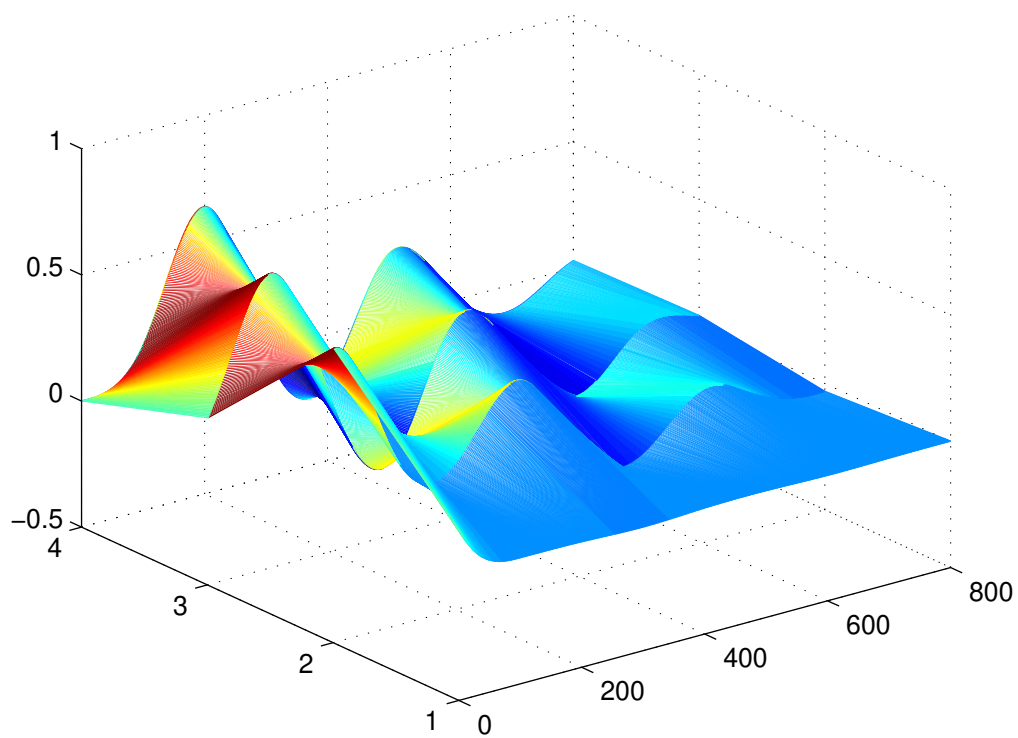


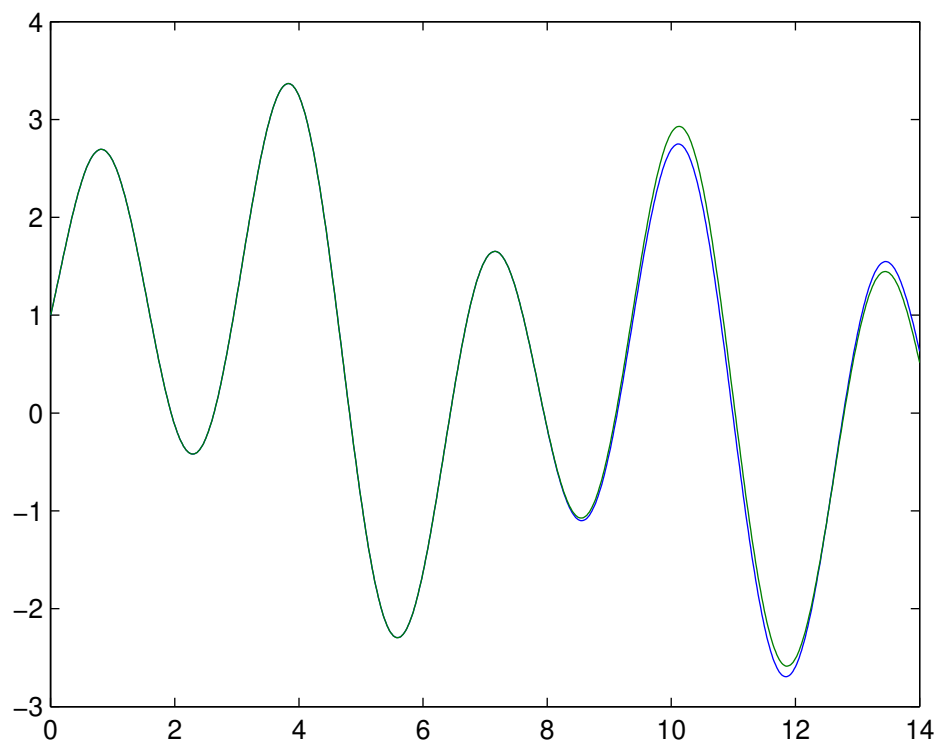
Figure 19: The approximation of $\cos(2x)$ extended to decay as e^{-2x} .

References

- [1] David Levin, *Development of non-linear transformations for improving convergence of sequences*, International Journal of Computer Mathematics **3** (1973), no. 1, 371–388.
- [2] ———, *On accelerating the convergence of infinite double series and integrals*, Mathematics of Computation **35** (1980), no. 152, 1331–1345.
- [3] David Levin and Avram Sidi, *Two new classes of nonlinear transformations for accelerating the convergence of infinite integrals and series*, Applied Mathematics and Computation **9** (1981), no. 3, 175 – 215.
- [4] Smyth G. K. M. R. Osborne, M. R., *A modified prony algorithm for exponential function fitting*, SIAM J. Sci. Statist. Comput. **16** (1995), 119–138.
- [5] R. Prony, *Essai experimental et analytique: sur les lois de la dilatabilit  de fluides elastique et sur celles de la force expansive de la vapeur de l’alkool, a differentes temperatures*, Journal de l’Ecole Polytechnique Floral et Plairial **1** (1795), no. 22, 24–76.

- [6] D. Shanks, *Non-linear transformations of divergent and slowly convergent sequences*, J. Math. and Physics **34** (1955), 1–42.
- [7] A. Sidi, *Practical extrapolation methods*, Cambridge University Press, 2003.





This figure "example1.png" is available in "png" format from:

<http://arxiv.org/ps/2410.09423v1>