

GROWING EFFICIENT ACCURATE AND ROBUST NEURAL NETWORKS ON THE EDGE

Vignesh Sundaresha & Naresh Shanbhag
 University of Illinois at Urbana-Champaign
 Urbana, USA
 {vs49, shanbhag}@illinois.edu

ABSTRACT

The ubiquitous deployment of deep learning systems on resource-constrained Edge devices is hindered by their high computational complexity coupled with their fragility to out-of-distribution (OOD) data, especially to naturally occurring common corruptions. Current solutions rely on the Cloud to train and compress models before deploying to the Edge. This incurs high energy and latency costs in transmitting locally acquired field data to the Cloud while also raising privacy concerns. We propose GEARnn (Growing Efficient, Accurate, and Robust neural networks) to grow and train robust networks in-situ, i.e., completely on the Edge device. Starting with a low-complexity initial backbone network, GEARnn employs One-Shot Growth (OSG) to grow a network satisfying the memory constraints of the Edge device using clean data, and robustifies the network using Efficient Robust Augmentation (ERA) to obtain the final network. We demonstrate results on a NVIDIA Jetson Xavier NX, and analyze the trade-offs between accuracy, robustness, model size, energy consumption, and training time. Our results demonstrate the construction of efficient, accurate, and robust networks entirely on an Edge device.

1 INTRODUCTION

The ubiquitous practical deployment of deep neural networks is mainly hindered by their lack of robustness and high computational cost. Prior art has shown that these deep networks are extremely fragile to adversarial perturbations Szegedy et al. (2013) Goodfellow et al. (2014) and out-of-distribution (OOD) data Hendrycks & Dietterich (2019) Mintun et al. (2021). Natural corruptions Hendrycks & Dietterich (2019) (a specific type of OOD data) are more commonly encountered at the Edge where real-time data is being continually acquired, e.g., video sequences acquired by on-board cameras in autonomous agents (self-driving cars, field robots, drones), which tend to be distorted by weather and blur. The state-of-the-art defense against these corruptions employs robust data augmentation Hendrycks et al. (2019; 2021); Modas et al. (2022) which incurs a huge computational cost when implemented on an Edge device. Fig. 1 indicates that it takes more than 2 days to robustly train a VGG-19 network Simonyan & Zisserman (2014) on a simple CIFAR-10 dataset when implemented on NVIDIA Jetson Xavier NX Edge device NVIDIA (a). Even for a small 5% VGG-19 network it takes more than a day, thus highlighting the non-trivial nature of the problem. This is a huge concern because Edge devices are typically battery-powered and such large training costs reduce their operational life-time.

Traditional solutions for reducing network complexity such as pruning Han et al. (2015); Li et al. (2016); Diffenderfer et al. (2021), quantization Rastegari et al. (2016); Hubara et al. (2016) and neural architecture search (NAS) Liu et al. (2018); Zoph et al. (2018) mainly target Edge inference, and are not suited for Edge training since they start with hard-to-fit over-parameterized networks that require the large computational resources of the Cloud. However, transmitting local data to the Cloud incurs energy and latency costs while raising privacy concerns, thus requiring training to happen completely on the Edge. Given the above challenges, the primary objective of our work is: *To design and train compact robust networks completely in-situ on Edge devices.* Our proposed solution GEARnn (Growing Efficient, Accurate, and Robust neural networks) is based on the family of growth algorithms Chen et al. (2015); Wu et al. (2020); Evci et al. (2022); Yuan et al. (2020) that gradually increase the size of an initial backbone network to reach the robust accuracy of a full network but at a fraction of its size, training complexity, and energy consumption.

Prior work on network growth Wu et al. (2020; 2019); Yuan et al. (2023) do not consider robustness to common corruptions since they use clean data during training, while works that consider robustness train fixed-sized networks using augmented data Hendrycks et al. (2019); Modas et al. (2022) without considering the efficiency of robust training. Hence, in order to grow robust networks on the Edge and achieve good robustness vs. training efficiency trade-off, we ask the following questions: **Q1**) *should networks be grown using augmented data only (1-Phase), or should they be grown using clean data first and then trained with augmented data (2-Phase)?* **Q2**) *for growth, how many steps should be employed?* We answer these questions by proposing our method GEARnn to efficiently grow robust networks. Fig. 1 shows that GEARnn achieves significant improvements in robust accuracy over vanilla trained baselines while requiring much smaller training energy consumption compared to robustly trained baselines.

Contributions: We make the following contributions (Fig. 2):

1. To the best of our knowledge, our work is the first to *grow* networks robust to common corruptions. Additionally, we also consider the training efficiency of our methods.
2. We answer **Q1** as: 2-Phase (growth with clean data followed by robust training using augmented data) provides improved robustness over a 1-Phase (growth using augmented data) at iso-model size. This result indicates the importance of proper initialization for efficient robust training (Sections 6.1, 6.2 & 6.3).
3. We answer **Q2** as: One-Shot Growth (OSG) achieves the best training efficiency, clean and robust accuracies at iso-model size compared to m -Shot ($m > 1$) Growth (Section 6.3).
4. We propose two GEARnn (Growing Efficient Accurate and Robust neural networks) algorithms (see Fig. 2 and Section 4.3) by combining 1-Phase/2-Phase with OSG and Efficient Robust Augmentation (ERA).
5. We explain the network topologies generated during OSG, and also provide rationale for the efficacy of 2-Phase approach and initialization using clean data (Section 8).
6. We show that GEARnn generated networks shine on all four metrics simultaneously – clean accuracy, robust accuracy, training efficiency and inference efficiency – by implementing them on a real-life Edge device, the NVIDIA Jetson Xavier NX (Section 6.2).

2 BACKGROUND AND RELATED WORK

Robust Data Augmentation: This is the most commonly used method for addressing corruptions due to its ease of integration into the training flow and ability to replicate low-level structural distortions. AugMix Hendrycks et al. (2019), PRIME Modas et al. (2022) and FourierMix Sun et al. (2021) combine chains of stochastic image transforms and enforce consistency using a suitable loss function to generate an augmented sample from a clean image. DeepAugment Hendrycks et al. (2021) randomly distorts the parameters of an image-to-image network to generate augmented images. CARDS Diffenderfer et al. (2021) combines data augmentation Hendrycks et al. (2019) and pruning Frankle & Carbin (2018) to find compact robust networks embedded in large over-parameterized networks. Adversarial augmentations Zhao et al. (2020); Rusak et al. (2020); Calian et al. (2021) have also been proposed to handle common corruptions. Unlike our proposed GEARnn algorithm, all these techniques significantly increase the complexity over vanilla training and are thus inappropriate for Edge deployment.

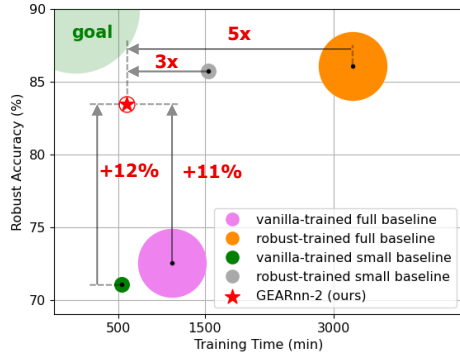


Figure 1: Improvements in robust accuracy, training time, and model size (area of circles) of our proposed GEARnn method measured on NVIDIA Jetson Xavier NX Edge device NVIDIA (a). Robust accuracy is evaluated on CIFAR-10-C for GEARnn, full network baselines (VGG-19), and small network baselines (5% VGG-19 networks with same topology as GEARnn-2). For robust training, we employ AugMix Hendrycks et al. (2019). GEARnn demonstrates significant reduction in training complexity over robust baselines at similar robust and clean accuracies (shown in Section 6.2).

Growth Techniques: A typical growth algorithm starts with a small initial backbone model whose size is gradually increased until the desired performance or network topology is reached. Neural network growth has been previously used in optimization Fukumizu & Amari (2000), continual learning Rusu et al. (2016); Hung et al. (2019) and in speeding up the training of large networks Chen et al. (2015). Recent works Evcı et al. (2022); Yuan et al. (2023) look at improving the training dynamics and efficiency for growth by using better neuron initializations. Others find efficient networks by growing the width Wu et al. (2019), depth Wen et al. (2020) or both Wu et al. (2020); Yuan et al. (2020). However, none of these methods address the issue of robustness to common corruptions or demonstrate the utility for training on a resource-constrained Edge setting, which is our focus. Though our work GEARnn builds upon Firefly Wu et al. (2020), it is flexible and can incorporate other growth methods mentioned above.

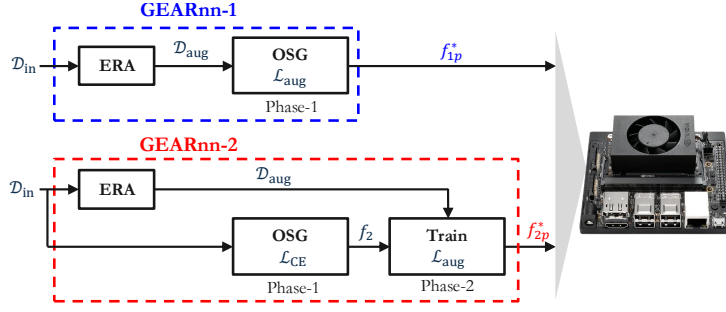


Figure 2: Proposed approach: GEARnn-1 performs One-Shot Growth (OSG) on augmented data (\mathcal{D}_{aug}) generated by Efficient Robust Augmentation (ERA) (using clean data (\mathcal{D}_{in})) in a single phase (1-Phase). GEARnn-2 performs OSG using \mathcal{D}_{in} first followed by parametric training on \mathcal{D}_{aug} in two consecutive phases (2-phase). Here \mathcal{L}_{CE} and \mathcal{L}_{aug} denote the cross-entropy loss and augmented loss, respectively.

3 NOTATION AND PROBLEM SETUP

Notation: Let $f : \mathbb{R}^d \rightarrow [C]$ be a hard classifier which classifies input $\mathbf{x} \in \mathbb{R}^d$ into one of C classes. We choose f to be a convolutional neural network (CNN) with L layers (depth), $\{w_l\}_{l=1}^L$ output channels (widths), and (K, K) sized kernels. The network f is trained on n samples $(\mathbf{x}, y) \sim \mathcal{D}_{\text{in}}$, where $(\mathbf{x}, y) \in \mathbb{R}^d \times [C]$ and \mathcal{D}_{in} denotes the “in-distribution” or “clean” data. \mathcal{L}_{CE} represents the cross-entropy loss and $\mathcal{L}_{\text{aug}} = \mathcal{L}_{\text{CE}} + \lambda \mathcal{L}_{\text{JSD}}$ represents the augmentation loss where \mathcal{L}_{JSD} is the Jensen-Shannon divergence loss described in Hendrycks et al. (2019).

During inference, f can be exposed to samples from both \mathcal{D}_{in} and \mathcal{D}_{out} (“out-of-distribution” or “corrupted” data). In case of common corruptions, $(\mathbf{x}_{\text{out}}, y) \sim \mathcal{D}_{\text{out}}$ is obtained by $\mathbf{x}_{\text{out}} = \kappa(\mathbf{x}_{\text{in}}, s)$, where $(\mathbf{x}_{\text{in}}, y) \sim \mathcal{D}_{\text{in}}$, κ is a corruption filter and s is the severity level of the corruption. We denote $p_e = \Pr(\hat{y} \neq y)$ as the classification error at inference where $\hat{y} = f(\mathbf{x}_{\text{test}})$. When $(\mathbf{x}_{\text{test}}, y) \sim \mathcal{D}_{\text{in}}$, we define $(1 - p_e)$ as clean accuracy \mathcal{A}_{cln} , and when $(\mathbf{x}_{\text{test}}, y) \sim \mathcal{D}_{\text{out}}$, we define $(1 - p_e)$ as robust accuracy \mathcal{A}_{rob} . The value of p_e is determined empirically in this work.

Problem: Our primary objective is to maximize the empirical clean and robust accuracies (\mathcal{A}_{cln} and \mathcal{A}_{rob}) while ensuring the network complexity ($\sum_{l=1}^L w_l$) is small. Along with these two criteria, we also prioritize reduction in training time (t_{tr}) and training energy consumption (E) on hardware.

4 GROWING EFFICIENT ACCURATE AND ROBUST NEURAL NETWORKS (GEARNN)

As shown in Fig. 2, two flavors of GEARnn algorithms are proposed – GEARnn-1 and GEARnn-2. While GEARnn-1 leverages the 1-Phase (joint growth and robust training) training, GEARnn-2 employs the 2-Phase (sequential growth and robust training) approach. Both flavors incorporate One-Shot Growth (OSG) and Efficient Robust Augmentation (ERA) in different ways. In this section, we first describe OSG and ERA, and then formally present the GEARnn algorithms.

4.1 ONE-SHOT GROWTH (OSG)

One-Shot Growth (OSG) employs labeled data to perform a single growth step sandwiched between two training stages. The initial backbone f_0 is first trained for \mathcal{E}_1 epochs. The resulting network f_1 is grown over \mathcal{E}_g epochs to obtain the grown network f_g , i.e., $f_g = \mathcal{G}(f_1 | \gamma, \mathcal{D}, \mathcal{L}, \mathcal{E}_g)$, where \mathcal{G} is the

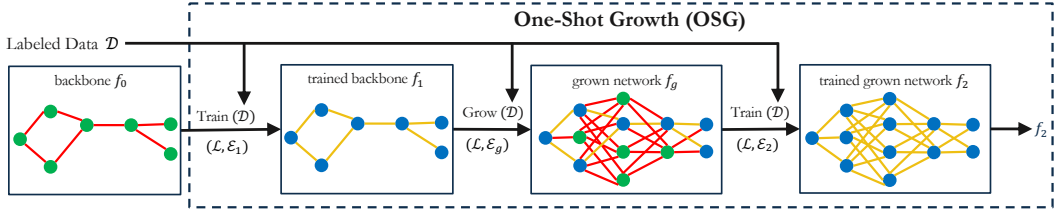


Figure 3: OSG takes in labeled data (\mathcal{D}) and backbone network f_0 , and performs a training step, a growth step, and a training step in sequence to generate network f_2 . The 2-tuple $(\mathcal{L}, \mathcal{E}) = (\text{loss function, number of epochs})$ employed in each step.

growth technique which is nominally Firefly Wu et al. (2020) in our work. The final network f_2 is obtained by training f_g over \mathcal{E}_2 epochs. Either clean (\mathcal{D}_{in}) or augmented (\mathcal{D}_{aug}) data can be used in OSG. For instance, OSG in GEARnn-1 and GEARnn-2 employs augmented data ($\mathcal{D} \sim \mathcal{D}_{\text{aug}}$) and clean data ($\mathcal{D} \sim \mathcal{D}_{\text{in}}$), respectively.

The growth technique \mathcal{G} is described below:

$$\begin{aligned}
 f_g &= \arg \min_f \mathcal{L}(f, \mathcal{D} | f_1) \\
 \text{s.t.} \quad & f \in \partial(f_1, \epsilon) \\
 & \mathcal{C}(f) \leq (1 + \gamma) \mathcal{C}(f_1)
 \end{aligned} \tag{1}$$

where $\partial(f_1, \epsilon)$ represents the growth neighbourhood for topology search, $\mathcal{C}(f) = \sum_{l=1}^L w_l$ represents the complexity estimate of network f and γ denotes the growth ratio. The neighbourhood $\partial(f_1, \epsilon)$ is expanded in two ways - splitting and growing new neurons - as described in Wu et al. (2020; 2019). We perform growth only in the width dimension and keep the number of layers L and the kernel size (K, K) constant for reasons described in Wu et al. (2020) and Simonyan & Zisserman (2014).

Existing growth methods Wu et al. (2019; 2020); Evci et al. (2022) use several growth steps (typically 10 steps) and large number of training epochs (typically 1600 total epochs) which makes them inefficient for training. This directs us to pick OSG over multi-step growth (validated in Section 6.3) and reduce the training epochs significantly ($20\times$) compared to prior growth algorithms. The drop in accuracy observed due to these modifications is compensated for using a 2-Phase approach (Section 6.1).

4.2 EFFICIENT ROBUST AUGMENTATION (ERA)

Efficient Robust Augmentation (ERA) employs clean data (\mathcal{D}_{in}) to generate augmented data (\mathcal{D}_{aug}) in an efficient manner. The clean sample \mathbf{x} (where $(\mathbf{x}, y) \sim \mathcal{D}_{\text{in}}$) is passed through a set of transforms a_1, a_2, \dots, a_{d_j} to obtain the transformed sample $A_j(x)$, which is then combined linearly with the clean sample to give the augmented sample $\mathbf{x}_j^{\text{aug}}$. We concatenate $(J - 1)$ such augmented samples $\{\mathbf{x}_j^{\text{aug}}\}_{j=1}^{J-1}$ along with the clean sample to obtain our Efficient Robust Augmentation $\mathcal{R}((\mathbf{x}, y) | \mathcal{T})$.

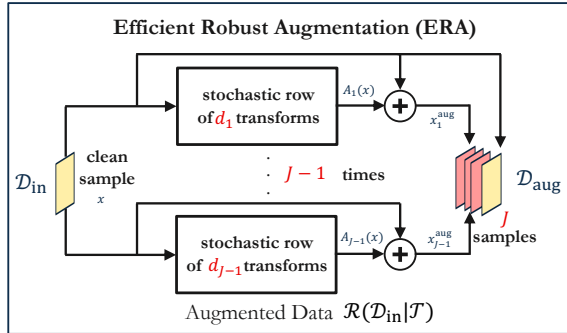


Figure 4: ERA takes in clean data (\mathcal{D}_{in}) as input and applies a set of stochastic transforms to generate augmented data (\mathcal{D}_{aug}) in an efficient manner.

$$\begin{aligned}
 A_j(\mathbf{x}) &= a_1 \circ a_2 \circ \dots \circ a_{d_j}(\mathbf{x}) \\
 \mathbf{x}_j^{\text{aug}} &= p\mathbf{x} + (1 - p)A_j(\mathbf{x})
 \end{aligned}$$

$$\mathcal{R}((\mathbf{x}, y) | \mathcal{T}) = (\{\mathbf{x}_1^{\text{aug}}, \dots, \mathbf{x}_{J-1}^{\text{aug}}, \mathbf{x}\}, y) \implies \mathcal{D}_{\text{aug}} := \mathcal{R}(\mathcal{D}_{\text{in}} | \mathcal{T})$$

where $a_i \sim \text{Unif}(\mathcal{T})$, $p \sim \beta(1, 1)$, $d_j \sim \text{Unif}(\{1, \dots, D\})$, $j \in \{1, \dots, J - 1\}$

where \mathcal{T} denotes the set of transforms, $\beta()$ and $\text{Unif}()$ represent the beta and uniform distributions, respectively. SOTA robust data augmentation Hendrycks et al. (2019); Modas et al. (2022); Sun et al.

(2021) methods for common corruptions also employ stochastic chains of transforms with width W , depth D , and enforce consistency across $J - 1$ augmented and clean samples using the \mathcal{L}_{aug} loss function (described in Section 3). The SOTA augmentation framework increases the training time and energy by $3\times$ to $4\times$ compared to vanilla training. We choose $(W, D, J) = (1, 3, 4)$ based on our diagnosis (shown in Appendix B.1) to improve the efficiency without compromising on robustness compared to SOTA approaches Hendrycks et al. (2019); Modas et al. (2022). In GEARnn-2, grown network f_2 (see Fig. 3) obtained using clean data OSG is trained for \mathcal{E}_r epochs using \mathcal{D}_{aug} generated by ERA.

4.3 GEARNN ALGORITHMS

Algorithm 1 GEARnn-1

```

1: Input: clean training data  $\mathcal{D}_{\text{in}}$ , initial backbone network  $f_0$ , growth ratio
    $\gamma$ , set of augmentation transforms  $\mathcal{T}$ , training epochs  $\{\mathcal{E}_1, \mathcal{E}_g, \mathcal{E}_2\}$ 
2: Output: compact and robust model  $f_{1p}^*$ 
3: /* Phase-1: OSG */
4: for  $e = 1, \dots, \mathcal{E}_1$  do
5:    $\mathcal{D}_{\text{aug}} := \mathcal{R}(\mathcal{D}_{\text{in}}|\mathcal{T})$  // ERA
6:    $f_1 \leftarrow \arg \min_f \mathcal{L}_{\text{aug}}(f, \mathcal{D}_{\text{aug}}|f_0)$  // backbone robust training
7: end for
8:  $f_g \leftarrow \mathcal{G}(f_1|\gamma, \mathcal{D}_{\text{aug}}, \mathcal{L}_{\text{aug}}, \mathcal{E}_g)$  // augmented growth
9: for  $e = 1, \dots, \mathcal{E}_2$  do
10:   $\mathcal{D}_{\text{aug}} := \mathcal{R}(\mathcal{D}_{\text{in}}|\mathcal{T})$  // ERA
11:   $f_2 \leftarrow \arg \min_f \mathcal{L}_{\text{aug}}(f, \mathcal{D}_{\text{aug}}|f_g)$  // grown-network robust training
12: end for
13:  $f_{1p}^* \leftarrow f_2$ 
14: return  $f_{1p}^*$ 

```

Algorithm 2 GEARnn-2

```

1: Input: clean training data  $\mathcal{D}_{\text{in}}$ , initial backbone network  $f_0$ , growth ratio
    $\gamma$ , set of augmentation transforms  $\mathcal{T}$ , training epochs  $\{\mathcal{E}_1, \mathcal{E}_g, \mathcal{E}_2, \mathcal{E}_r\}$ 
2: Output: compact and robust model  $f_{2p}^*$ 
3: /* Phase-1: OSG */
4: for  $e = 1, \dots, \mathcal{E}_1$  do
5:    $f_1 \leftarrow \arg \min_f \mathcal{L}_{\text{CE}}(f, \mathcal{D}_{\text{in}}|f_0)$  // backbone clean training
6: end for
7:  $f_g \leftarrow \mathcal{G}(f_1|\gamma, \mathcal{D}_{\text{in}}, \mathcal{L}_{\text{CE}}, \mathcal{E}_g)$  // clean growth
8: for  $e = 1, \dots, \mathcal{E}_2$  do
9:    $f_2 \leftarrow \arg \min_f \mathcal{L}_{\text{CE}}(f, \mathcal{D}_{\text{in}}|f_g)$  // grown-network clean training
10: end for
11: /* Phase-2: Train */
12: for  $e = 1, \dots, \mathcal{E}_r$  do
13:   $\mathcal{D}_{\text{aug}} := \mathcal{R}(\mathcal{D}_{\text{in}}|\mathcal{T})$  // ERA
14:   $f_{2p}^* \leftarrow \arg \min_f \mathcal{L}_{\text{aug}}(f, \mathcal{D}_{\text{aug}}|f_2)$  // grown-network robust training
15: end for
16: return  $f_{2p}^*$ 

```

a Volta GPU with 8GB RAM, 21 TOPS peak performance and a Carmel CPU. We refer to this device as “Jetson”.

Metrics: Clean accuracy $\mathcal{A}_{\text{cln}}(\%)$ measured on clean test data \mathcal{D}_{in} , and robust accuracy $\mathcal{A}_{\text{rob}}(\%)$ measured on corrupted test data \mathcal{D}_{out} , are used as accuracy metrics (both computed using RobustBench Croce et al. (2021)). The number of floating-point parameters (model size), wall-clock training time t_{tr} (in minutes), per-sample wall-clock inference time t_{inf} (in seconds) and energy consumption E (in Joule) are used as the efficiency metrics. Size (%) represents the fraction of the full model size. In case of growth algorithms, training times include both the time taken for training and growth. The power is measured from the Quadro and Jetson using Nvidia-SMI NVIDIA (b) and Jetson Stats Bonghi, respectively, and the energy E is computed by summing the mean power values polled.

Algorithms 1 and 2 describe GEARnn-1 and GEARnn-2, respectively. Algorithms 1 and 2 output final compact and robust models f_{1p}^* and f_{2p}^* , respectively. For empirical results in Section 6, the growth technique \mathcal{G} and the set of transforms \mathcal{T} are chosen from Firefly Wu et al. (2020) and AugMix Hendrycks et al. (2019), respectively, though other growth Yuan et al. (2023); Wu et al. (2019) and augmentation Modas et al. (2022); Sun et al. (2021) methods can be substituted to obtain different GEARnn variants.

5 EXPERIMENTAL SETUP

Datasets and Architectures: All results are shown on CIFAR-10, CIFAR-100 Krizhevsky et al. (2009) and Tiny ImageNet Le & Yang (2015) (\mathcal{D}_{in}) datasets. CIFAR-10-C, CIFAR-100-C and Tiny ImageNet-C Hendrycks & Dietterich (2019) (\mathcal{D}_{out}) are used to benchmark corruption robustness. Convolutional neural network architectures MobileNet-V1 Howard et al. (2017), VGG-19 Simonyan & Zisserman (2014), ResNet-18 He et al. (2016) are employed to demonstrate the results.

Hardware: For the server-based experiments, we use a single NVIDIA Quadro RTX 6000 GPU with 24GB RAM, 16.3 TFLOPS peak performance and an Intel Xeon Silver 4214R CPU. This machine is referred to as “Quadro”. For the Edge-based experiments, we use the NVIDIA Jetson Xavier NX NVIDIA (a) which has

Baselines: In the absence of prior work on robust growth, we propose our own baselines Small (\mathcal{D}_{in}) and Small (\mathcal{D}_{aug}), both of which use 160 training epochs to be consistent with Diffenderfer et al. (2021). They are networks with the same size and topology as the final GEARnn-2 network (f_{2p}^* in Fig. 2) trained with random initialization on clean data and augmented data (AugMix Hendrycks et al. (2019), unless specified otherwise), respectively.

We pick Small (\mathcal{D}_{aug}) as the main baseline for a fair comparison with GEARnn as it depicts a typical private-Edge training scenario. We do not compare with compression techniques since they have been shown to have worse training efficiency compared to growth Yuan et al. (2020), and require a robust-trained full baseline, and this is clearly more expensive than training Small (\mathcal{D}_{aug}) (see Fig. 1).

6 MAIN RESULTS

In this section, we first compare the performance of GEARnn across different network architectures and datasets on Quadro. We then show results for CIFAR-10 and CIFAR-100 using VGG-19 and MobileNet on Jetson. Finally, we compare OSG with m -shot growth methods on Jetson.

Table 1: GEARnn hyperparameters for different networks and datasets.

Dataset	Growth Ratio (γ)			Small(\mathcal{D})	GEARnn-1			GEARnn-2			
	Mob.	VGG	Res.	\mathcal{E}	\mathcal{E}_1	\mathcal{E}_g	\mathcal{E}_2	\mathcal{E}_1	\mathcal{E}_g	\mathcal{E}_2	\mathcal{E}_r
CIFAR-10	1.8	0.9	0.6	160	40	1	40	40	1	40	40
CIFAR-100	2.0	1.5	0.8	160	50	1	50	40	1	40	50
Tiny ImageNet	2.0	1.5	0.8	160	50	1	50	40	1	40	50

6.1 RESULTS ACROSS NETWORK ARCHITECTURES AND DATASETS

Table 2 shows GEARnn is consistently better in terms of training time and training energy consumption over the best baseline Small (\mathcal{D}_{aug}) over multiple network architectures and datasets. Specifically, an average reduction in training time (energy consumption) of $3.5\times$, $2.9\times$ and $1.8\times$ ($3.7\times$, $2.0\times$ and $2.0\times$) is observed for CIFAR-10, CIFAR-100 and Tiny ImageNet, respectively. Furthermore, we find GEARnn-1 is inferior to GEARnn-2

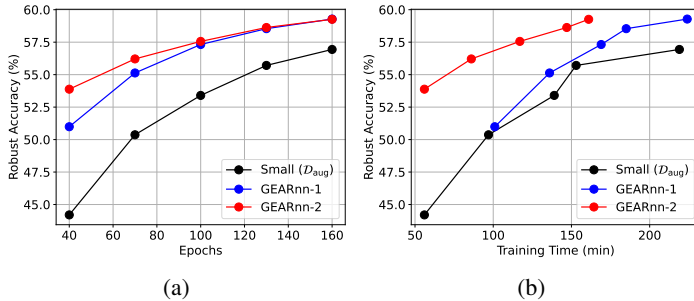


Figure 5: GEARnn-2 achieves higher robustness at the same: (a) number of robust training epochs at final model size, and (b) training time, for VGG-19/CIFAR-100 on Quadro.

on all the four metrics thereby answering **Q1** in Section 1 – 2-Phase approach is better than 1-Phase approach for efficiently growing robust networks.

A key reason underlying GEARnn-2’s training efficiency is the reduction in the number of robust training epochs \mathcal{E}_r made possible by the OSG initialization in Phase-1. Fig. 5 shows that for the same training time, GEARnn-2 provides better robustness than Small (\mathcal{D}_{aug}) and GEARnn-1. Similar results were obtained for CIFAR-10 and other network architectures as shown in Appendix C.

6.2 RESULTS ON THE EDGE

We now study GEARnn when mapped onto the Edge device NVIDIA Jetson Xavier NX. The training hyperparameters for Jetson are described in Appendix A. Results on Jetson (Table 3) show similar trends to those on Quadro (Table 2).

Specifically, Table 3 shows that GEARnn-2 achieves comparable clean and robust accuracies to the baseline Small (\mathcal{D}_{aug}) but at a fraction of its training cost – a $2.3\times$ ($2.8\times$) reduction in training time (training energy) when averaged across both networks and datasets. Additionally, GEARnn-2 beats GEARnn-1 on almost all metrics, again confirming our answer to **Q1** in favour of 2-Phase. Interestingly, GEARnn-2 achieves a clean accuracy within 1% of Small (\mathcal{D}_{in}) at a similar training cost. These results confirm that it is possible to grow efficient and robust networks on the Edge.

Table 2: Comparison of accuracy, robustness, and efficiency between the baselines and GEARnn across various network architectures for CIFAR-10, CIFAR-100 and Tiny ImageNet on Quadro. See Fig. 5 for robustness comparison between Small (\mathcal{D}_{aug}) and GEARnn-2 at similar training cost.

Architecture (full model size)	Method	CIFAR-10					CIFAR-100					Tiny ImageNet				
		Size (%)	Accuracy		Training		Size (%)	Accuracy		Training		Size (%)	Accuracy		Training	
		$\mathcal{A}_{\text{cIn}}(\%)$	$\mathcal{A}_{\text{rob}}(\%)$	$t_{\text{tr}}(\text{min})$	$E(\text{kJ})$	$\mathcal{A}_{\text{cIn}}(\%)$	$\mathcal{A}_{\text{rob}}(\%)$	$t_{\text{tr}}(\text{min})$	$E(\text{kJ})$	$\mathcal{A}_{\text{cIn}}(\%)$	$\mathcal{A}_{\text{rob}}(\%)$	$t_{\text{tr}}(\text{min})$	$E(\text{kJ})$			
MobileNetV1 (3M)	Small (\mathcal{D}_{in})	8	92.28	66.31↓	42	192	8	67.66	39.04↓	45	274	8	55.13	18.48↓	262	2030
	Small (\mathcal{D}_{aug})	8	92.90	83.21	211	1130	8	68.88	54.95	212	1330	8	56.46	28.17	765	7200
	GEARnn-1	7	90.64	80.71	88	379	8	65.07	51.46	93	651	8	54.57	27.46	506	4410
	GEARnn-2	8	91.35	81.96	56	270	8	67.95	53.28	72	432	8	56.16	28.56	429	3565
VGG-19 (20M)	Small (\mathcal{D}_{in})	5	92.69	70.57↓	31	241	9	68.07	41.24↓	38	335	9	53.9	17.78↓	218	2040
	Small (\mathcal{D}_{aug})	5	93.08	85.73	215	1140	9	70.01	56.94	219	927	9	55.51	30.01	668	7120
	GEARnn-1	5	91.25	82.86	86	552	9	65.73	52.68	111	779	9	54.38	28.56	428	4220
	GEARnn-2	5	92.18	83.77	53	298	9	68.44	54.31	65	566	9	56.19	29.79	357	3219
ResNet-18 (12M)	Small (\mathcal{D}_{in})	6	93.34	68.85↓	61	546	7	68.74	40.83↓	67	490	7	54.72	18.11↓	381	3390
	Small (\mathcal{D}_{aug})	6	94.18	86.50	217	1730	7	71.97	57.30	219	1250	7	54.50	25.74	1103	12400
	GEARnn-1	6	92.36	83.86	108	747	8	69.15	55.62	142	1020	7	53.17	24.93	898	9100
	GEARnn-2	6	93.14	84.45	77	567	7	70.94	56.54	97	905	7	54.79	26.64	649	7270

Table 3: Comparison of accuracy, robustness, inference and training efficiency between the baselines and GEARnn for CIFAR-10 and CIFAR-100 using MobileNet-V1 and VGG-19 on Jetson. Due to computational limitations, the results for Tiny ImageNet and ResNet-18 are excluded for Jetson.

Network	Method	CIFAR-10					CIFAR-100						
		Accuracy		Inference		Training		Accuracy		Inference		Training	
		$\mathcal{A}_{\text{cIn}}(\%)$	$\mathcal{A}_{\text{rob}}(\%)$	Size%	$t_{\text{inf}}(\text{ms})$	$t_{\text{tr}}(\text{min})$	$E(\text{kJ})$	$\mathcal{A}_{\text{cIn}}(\%)$	$\mathcal{A}_{\text{rob}}(\%)$	Size%	$t_{\text{inf}}(\text{ms})$	$t_{\text{tr}}(\text{min})$	$E(\text{kJ})$
MobileNet-V1	Small (\mathcal{D}_{in})	91.88	68.35↓	7	0.9	675	175	68.59	39.47↓	8	0.9	744	166
	Small (\mathcal{D}_{aug})	92.58	83.84	7	0.9	1216	511	69.24	54.84	8	0.9	1333	586
	GEARnn-1	90.20	79.65	7	0.9	560	238	65.48	50.46	8	1.0	704	226
	GEARnn-2	91.43	81.64	7	0.9	553	162	67.42	52.39	8	0.9	690	216
VGG-19	Small (\mathcal{D}_{in})	92.97	71.08↓	5	1.0	533	128	67.92	40.49↓	9	1.4	714	187
	Small (\mathcal{D}_{aug})	93.36	85.73	5	1.0	1543	522	70.07	56.68	9	1.4	2016	678
	GEARnn-1	90.94	82.25	5	1.2	652	207	62.89	49.63	9	1.5	936	281
	GEARnn-2	92.07	83.45	5	1.0	596	155	67.59	53.64	9	1.4	884	328

6.3 ONE-SHOT VS. MULTI-SHOT GROWTH

Since GEARnn employs OSG (One-Shot Growth) for growing networks, it begs the question if we are missing anything if multiple growth steps (m -Shot Growth) were to be permitted, i.e., question **Q2** from Section 1. To answer this question, we compare the clean and robust accuracies along with training time and energy for different growth steps between GEARnn-1 and GEARnn-2 in Table 4. All m -Shot Growth methods start with the same initial backbone f_0 (1.4% of full model size) and perform growth to reach f_2 (5% of full model size) using different growth ratios. All methods use VGG-19 model and perform 80 epochs parametric training during the growth phase. The experiments are done on CIFAR-10 data and the hardware measurements are taken from Jetson.

Table 4 indicates that OSG is comparable or better than the other m -Shot Growth methods in all the metrics, thereby answering **Q2**. This result can be attributed to the lower training overhead of growth stage in OSG compared to the m -Shot Growth methods. It should be noted that as the growth steps increase, the accuracies go down and training

Table 4: Comparison of training complexities, clean and robust accuracies for different growth methods implemented using VGG-19 and CIFAR-10 on Jetson. 2-Phase approach and OSG provide the best solution for growing robust networks on the Edge.

Growth Steps	GEARnn-1				GEARnn-2			
	$\mathcal{A}_{\text{cIn}}(\%)$	$\mathcal{A}_{\text{rob}}(\%)$	$t_{\text{tr}}(\text{min})$	$E(\text{kJ})$	$\mathcal{A}_{\text{cIn}}(\%)$	$\mathcal{A}_{\text{rob}}(\%)$	$t_{\text{tr}}(\text{min})$	$E(\text{kJ})$
1	90.94	82.25	652	207	92.07	83.45	596	155
2	90.01	81.92	640	191	91.94	83.34	593	157
3	89.73	80.86	653	194	91.79	83.05	624	177
4	89.90	81.08	845	223	91.65	82.75	645	173

cost goes up, thus indicating that the optimal solution cannot be found by further increasing the growth steps. Another comparison that is highlighted by Table 4 is the one between GEARnn-1 and GEARnn-2. For each growth step, GEARnn-2 is better than the corresponding GEARnn-1 solution on all the metrics. The numbers highlighted in red indicate the best solution across the table. Thus, Table 4 clearly highlights that 2-Phase approach using One-Shot Growth is the best

combination to grow robust networks efficiently on the Edge. More comparisons between OSG and Multi-Shot growth are shown in Appendix B.3.

7 ABLATION STUDY

In this section, we look at the generalization of GEARnn to other robust augmentations and then understand the robustness and efficiency breakdowns for GEARnn.

7.1 GENERALIZATION ACROSS ROBUST AUGMENTATION METHODS

The results thus far employed AugMix Hendrycks et al. (2019) transforms (\mathcal{T}) to generate \mathcal{D}_{aug} for robust training. In this section, we see if the benefits of GEARnn are maintained across other augmentation transforms. Table 5 compares the implementation of PRIME Modas et al. (2022) augmentation across different methods. The accuracy and efficiency trend observed are similar to the results in Table 2. The important aspect to notice is the increase in training complexity gap ($\sim 2\times$) between GEARnn-1 and GEARnn-2. This is because OSG with PRIME is more expensive than OSG with AugMix.

Table 5: Accuracy and Efficiency comparisons for PRIME (\mathcal{D}_{aug}) augmentation implemented for VGG-19 and CIFAR-10 on Quadro.

Method	$\mathcal{A}_{\text{cin}}(\%)$	$\mathcal{A}_{\text{rob}}(\%)$	$t_{\text{tr}}(\text{min})$	$E(\text{kJ})$
Small (\mathcal{D}_{in})	92.69	70.57 \downarrow	31	241
Small (\mathcal{D}_{aug})	91.30	87.01	829	2550
GEARnn-1	88.37	83.18	458	1410
GEARnn-2	90.26	84.45	234	856

Table 6: Training time and energy breakdown for GEARnn on CIFAR-10 using VGG-19 on Quadro.

Quantity	GEARnn-1			GEARnn-2			
	OSG-1	OSG-2	Total	OSG-1	OSG-2	ERA	Total
training time (min)	38 44%	48 56%	86 100%	5 9%	10 19%	38 72%	53 100%
energy (kJ)	180 33%	372 67%	552 100%	26 9%	71 24%	201 67%	298 100%

7.2 EFFICIENCY AND ROBUSTNESS BREAKDOWN

Table 6 shows the breakdown of energy and training time for different stages of GEARnn-1 and GEARnn-2. OSG-1 involves the training of backbone f_0 and OSG-2 includes both the growth stage and training of f_g . The key aspect to notice in Table 6 is the small fraction of training cost required by OSG-1 and OSG-2 in GEARnn-2 to provide a good initialization.

Table 7 shows the ablation studies of different components used in GEARnn-2 and compares it with a fixed network robust training. Firstly, we notice that OSG is more efficient than vanilla (fixed network) training, both in terms of training time and energy while achieving comparable accuracy. Similar observations can be made for ERA over AugMix. Performing 2-Phase approach by using either vanilla or OSG as initialization provides a significant boost in robustness while incurring a minimal overhead in training cost. Thus the 2-Phase approach is a clear winner over the 1-Phase approach, and in particular the combination of OSG and ERA used for GEARnn-2 is optimal. More comparisons between AugMix and ERA on Jetson are shown in Appendix B.2.

Table 7: Impact of using OSG and ERA for CIFAR-100 and VGG-19 on Quadro.

Phase-1 (\mathcal{D}_{in})		Phase-2 (\mathcal{D}_{aug})		$\mathcal{A}_{\text{rob}}(\%)$	$t_{\text{tr}}(\text{min})$	$E(\text{kJ})$
vanilla	OSG	AugMix	ERA			
✓				38.72	18	161
	✓			38.01	16	118
		✓		46.50	62	385
			✓	46.13	46	406
✓		✓		53.74	79	534
	✓		✓	54.31	64	515

8 DISCUSSION

Until now we have looked at extensive empirical simulations that highlight the efficacy of GEARnn-2. In this section, we will look at the inner workings of this algorithm. Specifically, we will see what network topologies are generated when OSG designs compact networks, and also understand why clean data initialization benefits robust training.

8.1 IMPACT OF OSG ON NETWORK TOPOLOGY

In this section, we look at the growth topology patterns ($\{w_l\}_{l=1}^L$) as a function of layer index l . Specifically, we investigate these patterns in the simple setting of OSG (\mathcal{D}_{in}) implemented on CIFAR-10 for $(\mathcal{E}_1, \mathcal{E}_2) = (40, 40)$ and an initial backbone f_0 with $\{w_l\}_{l=1}^L = 45$. The bar plots represent the mean width ($\mathbb{E}[w_l]$) across four random seeds.

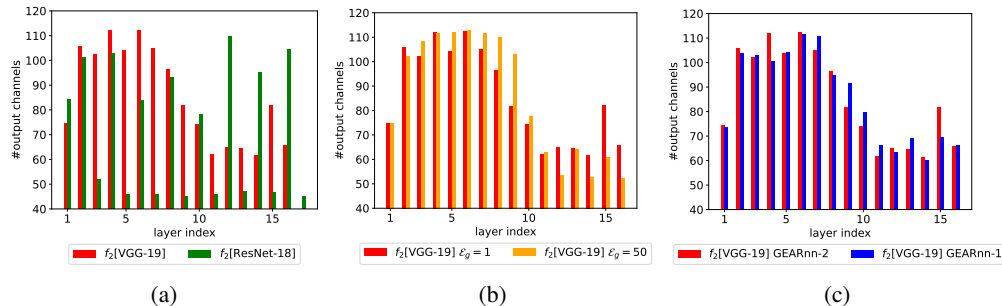


Figure 6: Average output channels vs. layer index for CIFAR-10 on Quadro is shown. Plot (a) looks at the impact of network architecture and highlights the non-uniform growth pattern in plain CNNs versus steady zigzag pattern in residual CNNs. Plots (b) and (c) indicate that modifying the number of growth epochs (\mathcal{E}_g) or performing 1-Phase robust growth does not affect the topology pattern much.

Backbone architecture: For plain CNNs like VGG-19 Simonyan & Zisserman (2014) - the initial layers have higher number of convolutional filters compared to final layers. This correlates with the observations seen in quantization Sakr & Shanbhag (2018) where the initial layers require higher precision compared to the final layers. However, in case of residual networks like ResNet-18, the pattern is largely invariant to network depth and is oscillating as shown in Fig. 6a. The invariance in depth can be attributed to the direct gradient flow facilitated by the shortcut connections making each residual block act independently of the depth. In each residual block, the macro-level pattern in plain CNNs is observed at a micro-level, i.e. initial layer has more output channels than the final layer.

Growth Epochs and Data: All the above experiments were performed for a single growth epoch ($\mathcal{E}_g = 1$) and on clean data. The effect of increasing \mathcal{E}_g to 50 and using ERA data for growth (GEARnn-1) is shown in Fig. 6b and Fig. 6c. The topology pattern in both cases remains roughly the same as OSG (\mathcal{D}_{in}) $\mathcal{E}_g = 1$.

8.2 RATIONALE FOR 2-PHASE APPROACH

In this section, we provide insights for the efficacy of GEARnn-2 and the 2-Phase approach. In particular, we highlight why training or growth done on clean data provides a good initialization for robust training. We look at the loss curves for the 1-Phase approaches (Small (AugMix), Small (ERA), GEARnn-1) and the 2-Phase approach (GEARnn-2) in Fig. 7. The initial dip in GEARnn-2 loss function in Fig. 7a is due to the loss landscape being different for Phase-1 done on clean data compared to Phase-2 done on augmented data. One can clearly see that GEARnn-2 achieves a lower loss at a faster rate compared to the other 1-Phase approaches, thus justifying the importance of clean growth initialization. We also plot the filter normalized loss curves Li et al. (2018) in Fig. 7b to observe the loss landscapes around the converged weights. GEARnn-2 finds the smallest minima while also having a wide curve which enables better generalization Li et al. (2018).

The above explanation illustrates why GEARnn-2 has a good training and generalization performance. However, in order to understand why initialization with *clean data* aids faster convergence of robust training, we look at the Fourier spectrums of the clean, augmented and corrupted images in Fig. 8. Fig. 8a indicates that the clean images lie in the low frequency domain, while the corrupted samples occupy a wide range of frequencies (Figs. 8b & 8c). Crucially, the spectrum containing all the augmentations (in AugMix) Fig. 8d and all the corruptions (in CIFAR-10-C) Fig. 8e is also in the low-frequency domain, similar to the clean image spectrum Fig. 8a. This is unlike the scenario of adversarial or Gaussian noise perturbations, which lie in the high-frequency domain Yin et al. (2019) and hence may not benefit from clean data initialization. Thus, robust training for common corruptions benefits from initialization with clean data.

9 LIMITATIONS AND BROADER IMPACTS

While our work has conclusively shown that a 2-Phase approach for growing robust networks is computationally efficient, a theoretical convergence analysis for this result is currently lacking. Such a result would help identify favorable initial conditions for robust training to achieve high accuracy in fewer epochs.

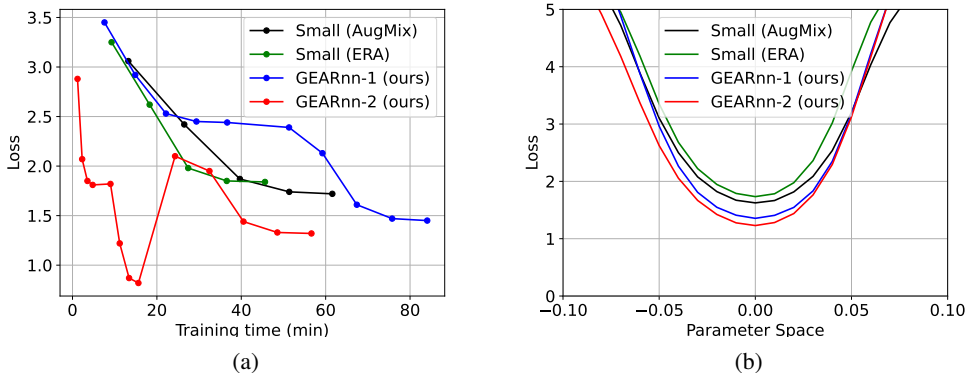


Figure 7: Loss comparisons for 2-Phase (GEARnn-2) and 1-Phase (rest) approaches for CIFAR-100 and VGG-19 on Quadro with 50 epochs of robust training at final model size. Fig. 7a highlights that GEARnn-2 loss converges to the minimum faster than other approaches. Fig. 7b shows the loss landscapes where GEARnn-2 achieves the smallest minima with a wide curve, thus aiding better generalization Li et al. (2018).

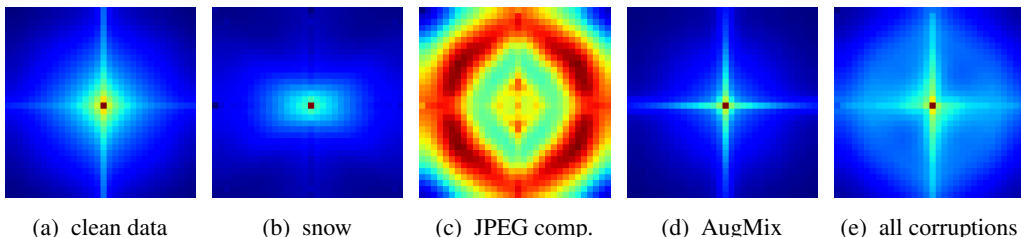


Figure 8: The Fourier spectrum of clean images (from CIFAR-10), their corresponding augmented (AugMix) and corrupted versions (CIFAR-10-C at severity 3) are shown. The augmentation and corruption spectrums (Figs. 8b, 8c, 8d & 8e) are obtained by taking Fourier Transform of the difference with the clean image (Eg: $\kappa(\mathbf{x}_{in}, 3) - \mathbf{x}_{in}$). Snow(Fig. 8b) and JPEG compression(Fig. 8c) corruptions are shown to highlight the range of possible frequencies in the corrupted spectrums. The similarity in the spectrums of clean (Fig. 8a), augmented (Fig. 8d) and all-corrupted (Fig. 8e) images highlights the importance of OSG initialization using clean data.

The impact of our work is broadly positive since it enables efficient robust training on Edge devices. We do not see any direct negative impact of our work.

10 CONCLUSION

We addressed the problem of growing robust networks efficiently on Edge devices. Specifically, we concluded that a 2-Phase approach with distinct clean growth and robust training phases is significantly more efficient than a 1-Phase approach which employs augmented data for growth. We encapsulated this result into the GEARnn algorithm and experimentally demonstrated its benefits on a real-life Edge device. An interesting and non-trivial extension of our work would be to use unlabeled data for growing efficient and robust networks. Another extension would be to design robust networks for complex tasks such as object detection on highly resource-constrained Edge platforms.

11 REPRODUCIBILITY STATEMENT

We list all the experimental setup details in Section 5 and Appendix A. We use fixed seeds during the simulation runs so that our results can be reproduced. We will make the code public along with the software versions if the paper is accepted so that the community can use and reproduce our results.

REFERENCES

- Raffaello Bonghi. Jetson-stats. <https://pypi.org/project/jetson-stats/>.
- Dan A Calian, Florian Stimberg, Olivia Wiles, Sylvestre-Alvise Rebuffi, Andras Gyorgy, Timothy Mann, and Sven Gowal. Defending against image corruptions through adversarial augmentations. *arXiv preprint arXiv:2104.01086*, 2021.
- Tianqi Chen, Ian Goodfellow, and Jonathon Shlens. Net2net: Accelerating learning via knowledge transfer. *arXiv preprint arXiv:1511.05641*, 2015.
- Francesco Croce, Maksym Andriushchenko, Vikash Sehwal, Edoardo Debenedetti, Nicolas Flammarion, Mung Chiang, Prateek Mittal, and Matthias Hein. Robustbench: a standardized adversarial robustness benchmark. In *Thirty-fifth Conference on Neural Information Processing Systems Datasets and Benchmarks Track*, 2021. URL <https://openreview.net/forum?id=SSKZPJct7B>.
- James Diffenderfer, Brian Bartoldson, Shreya Chaganti, Jize Zhang, and Bhavya Kailkhura. A winning hand: Compressing deep networks can improve out-of-distribution robustness. *Advances in neural information processing systems*, 34:664–676, 2021.
- Utku Evci, Bart van Merriënboer, Thomas Unterthiner, Max Vladymyrov, and Fabian Pedregosa. Gradmax: Growing neural networks using gradient information. *arXiv preprint arXiv:2201.05125*, 2022.
- Jonathan Frankle and Michael Carbin. The lottery ticket hypothesis: Finding sparse, trainable neural networks. *arXiv preprint arXiv:1803.03635*, 2018.
- Kenji Fukumizu and Shun-ichi Amari. Local minima and plateaus in hierarchical structures of multilayer perceptrons. *Neural networks*, 13(3):317–327, 2000.
- Ian J Goodfellow, Jonathon Shlens, and Christian Szegedy. Explaining and harnessing adversarial examples. *arXiv preprint arXiv:1412.6572*, 2014.
- Song Han, Jeff Pool, John Tran, and William Dally. Learning both weights and connections for efficient neural network. *Advances in neural information processing systems*, 28, 2015.
- Kaiming He, Xiangyu Zhang, Shaoqing Ren, and Jian Sun. Deep residual learning for image recognition. In *Proceedings of the IEEE conference on computer vision and pattern recognition*, pp. 770–778, 2016.
- Dan Hendrycks and Thomas Dietterich. Benchmarking neural network robustness to common corruptions and perturbations. *arXiv preprint arXiv:1903.12261*, 2019.
- Dan Hendrycks, Norman Mu, Ekin D Cubuk, Barret Zoph, Justin Gilmer, and Balaji Lakshminarayanan. Augmix: A simple data processing method to improve robustness and uncertainty. *arXiv preprint arXiv:1912.02781*, 2019.
- Dan Hendrycks, Steven Basart, Norman Mu, Saurav Kadavath, Frank Wang, Evan Dorundo, Rahul Desai, Tyler Zhu, Samyak Parajuli, Mike Guo, et al. The many faces of robustness: A critical analysis of out-of-distribution generalization. In *Proceedings of the IEEE/CVF International Conference on Computer Vision*, pp. 8340–8349, 2021.
- Andrew G Howard, Menglong Zhu, Bo Chen, Dmitry Kalenichenko, Weijun Wang, Tobias Weyand, Marco Andreetto, and Hartwig Adam. Mobilenets: Efficient convolutional neural networks for mobile vision applications. *arXiv preprint arXiv:1704.04861*, 2017.
- Itay Hubara, Matthieu Courbariaux, Daniel Soudry, Ran El-Yaniv, and Yoshua Bengio. Binarized neural networks. *Advances in neural information processing systems*, 29, 2016.
- Ching-Yi Hung, Cheng-Hao Tu, Cheng-En Wu, Chien-Hung Chen, Yi-Ming Chan, and Chu-Song Chen. Compacting, picking and growing for unforgetting continual learning. *Advances in Neural Information Processing Systems*, 32, 2019.

-
- Alex Krizhevsky, Geoffrey Hinton, et al. Learning multiple layers of features from tiny images. 2009.
- Ya Le and Xuan Yang. Tiny imagenet visual recognition challenge. *CS 231N*, 7(7):3, 2015.
- Hao Li, Asim Kadav, Igor Durdanovic, Hanan Samet, and Hans Peter Graf. Pruning filters for efficient convnets. *arXiv preprint arXiv:1608.08710*, 2016.
- Hao Li, Zheng Xu, Gavin Taylor, Christoph Studer, and Tom Goldstein. Visualizing the loss landscape of neural nets. *Advances in neural information processing systems*, 31, 2018.
- Chenxi Liu, Barret Zoph, Maxim Neumann, Jonathon Shlens, Wei Hua, Li-Jia Li, Li Fei-Fei, Alan Yuille, Jonathan Huang, and Kevin Murphy. Progressive neural architecture search. In *Proceedings of the European conference on computer vision (ECCV)*, pp. 19–34, 2018.
- Eric Mintun, Alexander Kirillov, and Saining Xie. On interaction between augmentations and corruptions in natural corruption robustness. *Advances in Neural Information Processing Systems*, 34:3571–3583, 2021.
- Apostolos Modas, Rahul Rade, Guillermo Ortiz-Jiménez, Seyed-Mohsen Moosavi-Dezfooli, and Pascal Frossard. Prime: A few primitives can boost robustness to common corruptions. In *European Conference on Computer Vision*, pp. 623–640. Springer, 2022.
- Corporation NVIDIA. Nvidia jetson xavier nx for embedded and edge systems. <https://www.nvidia.com/en-sg/autonomous-machines/embedded-systems/jetson-xavier-nx/>, a.
- Corporation NVIDIA. System management interface smi. <https://developer.nvidia.com/nvidia-system-management-interface>, b.
- Mohammad Rastegari, Vicente Ordonez, Joseph Redmon, and Ali Farhadi. Xnor-net: Imagenet classification using binary convolutional neural networks. In *European conference on computer vision*, pp. 525–542. Springer, 2016.
- Evgenia Rusak, Lukas Schott, Roland Zimmermann, Julian Bitterwolf, Oliver Bringmann, Matthias Bethge, and Wieland Brendel. Increasing the robustness of dnns against im-age corruptions by playing the game of noise. 2020.
- Andrei A Rusu, Neil C Rabinowitz, Guillaume Desjardins, Hubert Soyer, James Kirkpatrick, Koray Kavukcuoglu, Razvan Pascanu, and Raia Hadsell. Progressive neural networks. *arXiv preprint arXiv:1606.04671*, 2016.
- Charbel Sakr and Naresh Shanbhag. An analytical method to determine minimum per-layer precision of deep neural networks. In *2018 IEEE International Conference on Acoustics, Speech and Signal Processing (ICASSP)*, pp. 1090–1094. IEEE, 2018.
- Karen Simonyan and Andrew Zisserman. Very deep convolutional networks for large-scale image recognition. *arXiv preprint arXiv:1409.1556*, 2014.
- Jiachen Sun, Akshay Mehra, Bhavya Kailkhura, Pin-Yu Chen, Dan Hendrycks, Jihun Hamm, and Z Morley Mao. Certified adversarial defenses meet out-of-distribution corruptions: Benchmarking robustness and simple baselines. *arXiv preprint arXiv:2112.00659*, 2021.
- Christian Szegedy, Wojciech Zaremba, Ilya Sutskever, Joan Bruna, Dumitru Erhan, Ian Goodfellow, and Rob Fergus. Intriguing properties of neural networks. *arXiv preprint arXiv:1312.6199*, 2013.
- Wei Wen, Feng Yan, Yiran Chen, and Hai Li. Autogrow: Automatic layer growing in deep convolutional networks. In *Proceedings of the 26th ACM SIGKDD International Conference on Knowledge Discovery & Data Mining*, pp. 833–841, 2020.
- Lemeng Wu, Dilin Wang, and Qiang Liu. Splitting steepest descent for growing neural architectures. *Advances in neural information processing systems*, 32, 2019.
- Lemeng Wu, Bo Liu, Peter Stone, and Qiang Liu. Firefly neural architecture descent: a general approach for growing neural networks. *Advances in neural information processing systems*, 33: 22373–22383, 2020.

-
- Dong Yin, Raphael Gontijo Lopes, Jon Shlens, Ekin Dogus Cubuk, and Justin Gilmer. A fourier perspective on model robustness in computer vision. *Advances in Neural Information Processing Systems*, 32, 2019.
- Xin Yuan, Pedro Savarese, and Michael Maire. Growing efficient deep networks by structured continuous sparsification. *arXiv preprint arXiv:2007.15353*, 2020.
- Xin Yuan, Pedro Henrique Pamplona Savarese, and Michael Maire. Accelerated training via incrementally growing neural networks using variance transfer and learning rate adaptation. In *Thirty-seventh Conference on Neural Information Processing Systems*, 2023. URL <https://openreview.net/forum?id=H1a7bVVnPK>.
- Long Zhao, Ting Liu, Xi Peng, and Dimitris Metaxas. Maximum-entropy adversarial data augmentation for improved generalization and robustness. *Advances in Neural Information Processing Systems*, 33:14435–14447, 2020.
- Barret Zoph, Vijay Vasudevan, Jonathon Shlens, and Quoc V Le. Learning transferable architectures for scalable image recognition. In *Proceedings of the IEEE conference on computer vision and pattern recognition*, pp. 8697–8710, 2018.

APPENDIX / SUPPLEMENTAL MATERIAL

A TRAINING SETUP

Hyperparameters: The setup for growth and robust augmentation follows closely with what is described in Firefly Wu et al. (2020) and AugMix Hendrycks et al. (2019), respectively. The parametric training is done for 160 epochs using a batch-size of 128 and an initial learning rate of 0.1. The learning rate scheduler decays by 0.1 at half and three-fourths of the total number of epochs. We use the Swish loss function for MobileNet-V1 as used in Wu et al. (2020), while employing ReLU for the other two networks. Instead of using three fully-connected layers at the end of VGG-19, we use only one as done in Wu et al. (2020). Stochastic Gradient Descent (SGD) optimizer is used with momentum 0.9 and weight decay 10^{-4} . As for the standard growth process, we use a Root Mean Square Propagation (RMSprop) optimizer with momentum 0.9, alpha 0.1 and initial learning rate of 9×10^{-5} . The number of workers is chosen as 4. For ERA, $(W, D, J) = (1, 3, 4)$ is picked. The augmentation transforms \mathcal{T} are same as that of AugMix Hendrycks et al. (2019) for all the results except Table 5, where we pick the transforms from PRIME Modas et al. (2022). As specified in AugMix, we also do not use any augmentations which are directly present in the corrupted test dataset.

In case of OSG, the initial backbone f_0 is chosen as a network with $w_l = 45$ for all $l = \{1, \dots, L\}$ and is thus extremely small. The number of randomly initialized neurons at each growth stage is 70. We ensure that \mathcal{E}_2 of GEARnn-1 and \mathcal{E}_r of GEARnn-2 are same for a fair comparison. \mathcal{E}_g is chosen as 1 based on Firefly Wu et al. (2020).

Jetson Training: The two changes to the GEARnn algorithm when implementing on NVIDIA Jetson Xavier are - one we use $j = 3$ instead of $j = 4$, and two, we allow only 40 randomly initialized new neurons per layer in the growth step (as compared to 70 in Wu et al. (2020)). These measures are taken to stay within the memory constraints of the Edge device. We also reduce the batch size (and learning rate) appropriately in case the above measures are insufficient.

B ABLATION STUDIES

B.1 DIAGNOSTICS OF ROBUST AUGMENTATION METHODS

In this section, we investigate which aspects of the robust augmentation framework described in Section 4.2 contribute most to the robustness while being training efficient. Table 8 shows different modifications of the stochastic chains obtained by varying (W, D, J) values. It can be observed that the basic version with $(W, D, J) = (1, 1, 0)$ (uses only standard cross entropy loss with the label and augmented data as input) has the least training time, but suffers a significant drop in \mathcal{A}_{rob} compared to standard AugMix. Crucially, we note that increase in D and J has more impact on robustness at a lesser training cost compared to W . For ERA, we pick the modification with $(W, D, J) = (1, 3, 4)$ as it provides the highest robustness while simultaneously reducing training time over AugMix.

Experiment	W	D	J	$\mathcal{A}_{\text{rob}}(\%)$	$t_{\text{tr}}(\text{min})$
Basic	1	1	0	77.74	10
+ width	3	1	0	78.51	16
+ depth	1	3	0	80.31	12
+ JSD-3	1	1	3	82.43	20
+ width + depth	3	3	0	80.47	21
+ width + JSD-3	3	1	3	82.27	32
+ depth + JSD-3	1	3	3	83.67	22
+ depth + JSD-2	1	3	2	82.41	13
+ depth + JSD-4	1	3	4	84.10	29
AugMix Hendrycks et al. (2019)	3	3	3	84.05	41

Table 8: Impact of training AugMix-variants on the robust accuracy and training time. Network f_2 from OSG is used as the starting network and $\mathcal{E}_r = 40$. All the methods are implemented for CIFAR-10 and 5% VGG-19 network on Quadro. W, D, J represent the width, depth and consistency samples used in the stochastic chains.

B.2 BENEFITS OF ERA ON JETSON

In this section we will look at the benefits of using ERA over AugMix. Previously, we had looked at this comparison on Quadro using CIFAR-100 and VGG-19 in Table 7. Here, we will look at these results for CIFAR-10 and VGG-19 on Jetson when training a fixed-size Small (\mathcal{D}_{aug}) network for 160 epochs. Table 9 indicates that ERA is better than AugMix on all the metrics. Thus our choice of ERA over AugMix is justified.

Table 9: Comparison of ERA versus AugMix on Jetson for VGG-19 and CIFAR-10 when trained for 160 epochs

Method	$\mathcal{A}_{\text{cln}}(\%)$	t_{tr} (min)	E (kJ)	
Small (AugMix)	93.36	85.73	1543	522
Small (ERA)	93.42	85.74	1542	486

B.3 OSG VERSUS MULTI-SHOT GROWTH COMPARISONS

In this section, we first look at clean data growth comparisons on Jetson in Table 10. Then we look at robust data growth comparisons on Quadro in Table 11. When comparing various growth methods on clean data in Table 10, we also include the Small (\mathcal{D}_{in}) results to highlight the efficiency benefits of growth. We can see that OSG has comparable or better training efficiency than all the methods including Small (\mathcal{D}_{in}). In case of clean accuracy, we observe that OSG has the highest among growth methods while being slightly lower than Small (\mathcal{D}_{in}). Looking at Table 11, we see that for both datasets OSG again provides comparable or best solution among all the growth methods across all metrics. Thus our choice of OSG over other Multi-Shot Growth methods is justified.

Table 10: Comparison of training complexities and clean accuracy for different growth methods implemented using VGG-19 and clean CIFAR-10 data on Jetson.

Growth Steps	$\mathcal{A}_{\text{cln}}(\%)$	t_{tr} (min)	E (kJ)
Small (\mathcal{D}_{in})	91.96	267	73
1	90.80	210	51
2	90.49	209	53
3	90.31	231	59
4	90.08	275	65

Table 11: OSG versus Multi-Shot Growth using ERA data, i.e. GEARnn-1 with Multi-Shot Growth. Results are shown for VGG-19 on Quadro.

Growth Steps	CIFAR-10			CIFAR-100		
	$\mathcal{A}_{\text{rob}}(\%)$	t_{tr} (min)	E (kJ)	$\mathcal{A}_{\text{rob}}(\%)$	t_{tr} (min)	E (kJ)
1	82.86	75	449	52.68	84	426
2	82.31	81	329	51.34	100	554
3	81.94	82	506	50.52	103	517
4	81.81	86	389	50.45	102	590

C IMPACT OF ROBUST TRAINING EPOCHS

In Section 6 and Fig. 5 we observed that GEARnn-2 can achieve high robustness even when the robust training epochs are low. This is due to better initialization provided by OSG. We show the same results ablated for both VGG-19 and MobileNet-V1 for CIFAR-10 and CIFAR-100 in Fig. 9.

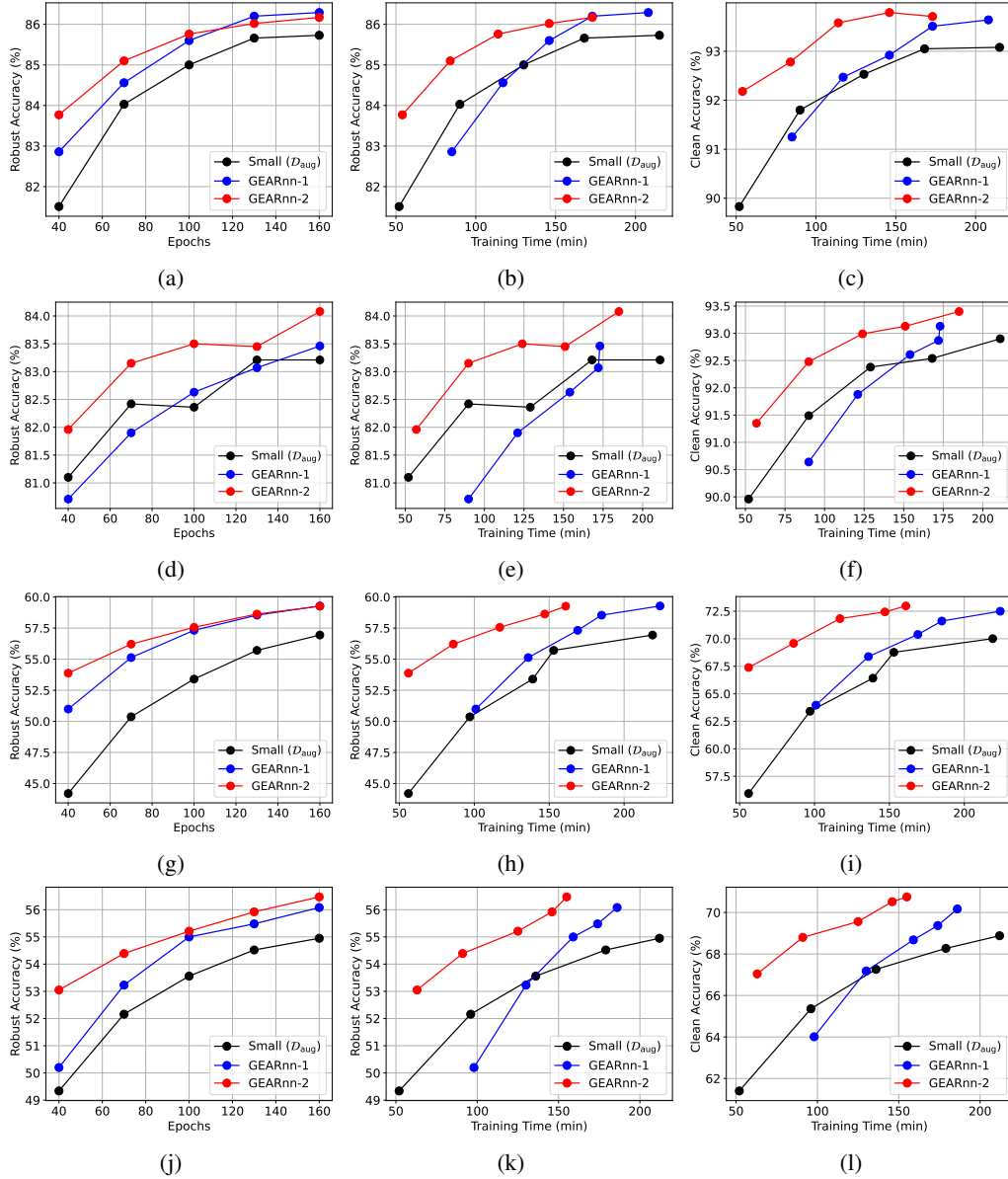


Figure 9: Plots (a)-(c) are implemented for VGG-19/CIFAR-10, (d)-(f) are for MobileNet-V1/CIFAR-10, (g)-(i) are for VGG-19/CIFAR-100, and (j)-(l) are for MobileNet-V1/CIFAR-100 on Quadro. First two plots of each row indicates the robust accuracy as a function of epochs and training time respectively. The last plot in each row shows the clean accuracy as a function of training time. GEARnn-2 clearly achieves the best clean and robust accuracy at the same training cost.