
Beyond Captioning: Task-Specific Prompting for Improved VLM Performance in Mathematical Reasoning

Ayush Singh, Mansi Gupta, Shivank Garg, Abhinav Kumar, Vansh Agrawal

Vision and Language Group

Indian Institute of Technology, Roorkee

{ayush_s@mt,m_gupta@ma,shivank_g@mfs,abhinav_k@ma,vansh_a@ph}.iitr.ac.in

Abstract

Vision-Language Models (VLMs) have transformed tasks requiring visual and reasoning abilities, such as image retrieval and Visual Question Answering (VQA). Despite their success, VLMs face significant challenges with tasks involving geometric reasoning, algebraic problem-solving, and counting. These limitations stem from difficulties in effectively integrating multiple modalities and accurately interpreting geometry-related tasks [1]. Various works claim that introducing a captioning pipeline before VQA tasks enhances performance [2]. We incorporated this pipeline for tasks involving geometry, algebra, and counting and found that captioning results are not generalizable specifically with larger VLMs primarily trained on downstream QnA tasks showing random performance on math-related challenges. However, we present a promising alternative: task-based prompting, enriching the prompt with task-specific guidance. This approach shows promise and proves more effective than direct captioning methods for math-heavy problems.

1 Introduction

With the rise of Large Language Models, which demonstrate the ability to understand and generate text for tasks beyond their explicit training, Vision-Language Models have extended these capabilities to multimodal tasks involving images and text [3]. These models excel in tasks like Visual Question Answering (VQA), image captioning, and object segmentation [4]. However, recent studies reveal that VLMs struggle with simple, low-level visual tasks that humans easily solve, highlighting a need to enhance their visual reasoning and understanding [5].

Some works try to improve VLMs' reasoning abilities by fine-tuning the VLMs [6], [7],[8]. Additionally, some research on VLMs focuses on improving their question-answering abilities through a two-step process: captioning followed by question-answering. This method takes advantage of VLMs' pre-training in text generation, as many tasks require generating text descriptions. The main challenge lies in the model's ability to effectively combine and interpret multimodal information, understanding visual and textual inputs while capturing their interactions. One area where VLMs consistently underperform is counting [9], primarily due to the scarcity of training data that accurately labels object counts, especially as the number of objects increases. While captioning has improved performance in some tasks [2], we hypothesize that these improvements are not generalizable and depend on various factors, which we aim to explore through our experiments. Further, captioning fails to capture all the attributes of the image, which is especially crucial in mathematical tasks.

To address these limitations, we introduce prompting techniques designed to enhance the models' reasoning capabilities. we specifically constructed prompts based solely on the question, excluding any direct information about the answer. These approach-based prompts were tested in both direct

QnA tasks and as guides for captioning, with the expectation of improving performance. Additionally, we assessed robustness by using adversarial prompts, which provide incorrect problem-solving strategies but relevant to the problem, and random prompts to introduce irrelevant text, evaluating the models’ responses and robustness to these perturbations.

1.1 Background and Related work

Several studies have examined the reasoning and comprehension abilities of Vision-Language Models in various tasks requiring spatial understanding and reasoning capabilities. These studies have demonstrated that multimodal language models rely less on visual information and perform better when they are given adequate textual cues.[10], [11]. While methods like few-shot prompting [12] have been shown to improve the performance of VLMs [13], these models continue to struggle with mathematical tasks, particularly counting, leading some to describe them as “blind” to numbers [5]. Recent research suggests that much of the reasoning performed by VLMs may stem more from the phrasing of the questions rather than the images themselves. This is evident in tasks that heavily rely on visual information, such as counting nested squares or identifying line intersections, where VLMs consistently underperform. Datasets like Math Vision [14] and Count Bench[9] have been developed specifically to test these visual reasoning abilities.

To enhance Visual Questioning (VQA) performance, various techniques have been proposed, including the use of question-driven image captions, which are subsequently fed into language models. These approaches have demonstrated potential to enhance outcomes in specific tasks, such as direct image-based QnA. [2]. However, whether such captioning-based techniques can reliably enhance VLM performance on math-related tasks has been explored in our work.

2 Method

We assessed the Vision-Language Models on a range of geometry-related tasks. We take tasks from four datasets containing different questions to ensure our tests’ robustness and generalization. These datasets contain a variety of tasks related to geometry, counting, algebra, and mathematical reasoning. We use a diverse set of VLMs in our experiments to assess the generalizability of our approach. One closed-source large model was taken, Gemini-1.5-Flash, and three open-sourced smaller models, LLaVa, Florence-2, and Phi 3.5 Vision Instruct, were chosen. Such a range of models was chosen to ensure variation in size, from smaller ones with fewer parameters to larger, more complex models. They were tested across eight distinct tasks, divided into two main categories:

1. **Question-Answering (QnA):** Using a classical zero-shot approach, each model was directly queried with questions related to images from the datasets.
2. **Captioning:** We generated captions for the image using the base model. After generating the captions, we fed them back into the LLM, and QnA was performed on the generated caption using the LLM.

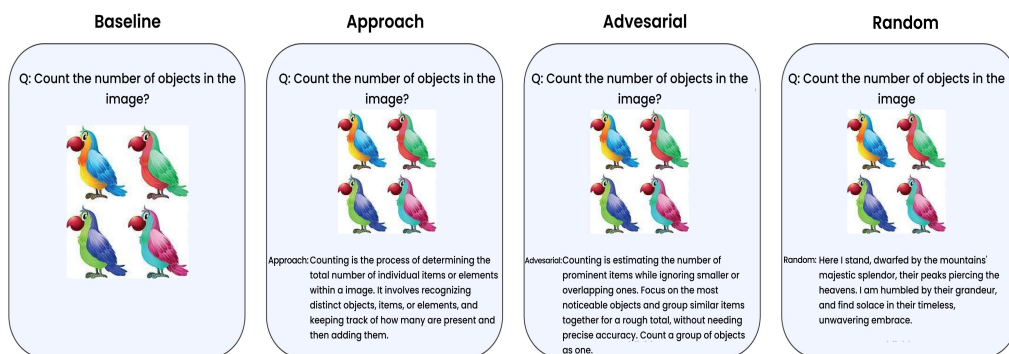


Figure 1: Example of our QnA Approach

We further tested the impact of incorporating additional information and context into the prompts. Specifically, we provided explicit guidance to solve the problem, which was generated using an

LLM(Gemini). This method aimed to determine how effectively the models could leverage explicit procedural guidance to enhance their performance on QnA. Additionally, we tested two other variants, random prompts and adversarial prompts(Figure: 2). Exact details regarding which are mentioned in Appendix: A.

In our captioning experiments, first, we generated image captions by inputting task-specific keywords derived from the Llama 3.1-Instruct model [15]. These keywords were extracted by prompting the model to produce concise, 1-2-word summaries that encapsulate the essence of each question. After generating the captions, we fed them back to an LLM and asked the corresponding questions for each task. Similar to Direct QnA, we try approach-based captioning where, along with the image and keywords, the approach was passed to the model to generate the image caption, which is further used to extract the final answer.

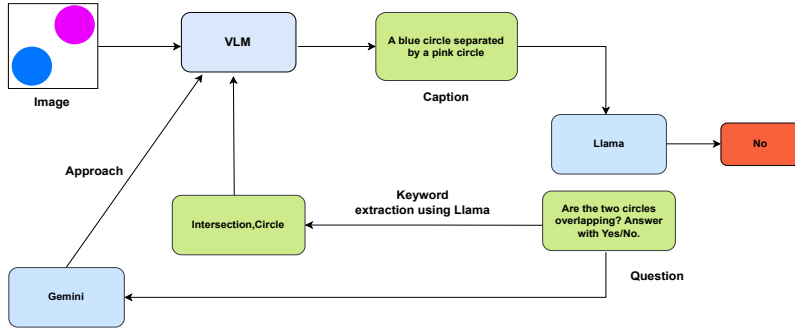


Figure 2: Example of our Caption Based Approach

3 Experiments and Results

We chose diverse models and techniques to prove and test our hypothesis. We chose four datasets, Geo170k, CountBench, Blind, and MathVision, containing various tasks related to geometry, reasoning, algebra, and counting. Also, we split the MathVision dataset into three subparts: mainly vision-based, geometry-based, and mathematics-based (exact details of the datasets in Appendix: C). The approach-based prompting improves overall results for both Direct VQA and Caption-based QA (Figure: 3). Further, we observe a drop in performance when prompted with the adversarial approach and an overall increase in performance compared to baseline when prompted with the random approach(Table: 1). We also observe that the performance of the models varies across different datasets(Table: 2). Models perform best on the CountBench dataset, which focuses on counting tasks, while they perform poorly on the MathVision Dataset due to the complexity of the tasks. Further, on the MathVision dataset, we observe better performance on visual-based tasks as compared to mathematics-related tasks. Also, performance on geometry related tasks is observed to be relatively poor. (Appendix: C)

Dataset	Base	Approach	Random	Adv.	Caption	Caption Approach	Caption Adv.	Caption Random
Gemini-1.5-Flash	42.73	44.32	41.30	43.86	35.18	42.53	37.70	38.62
LLaVa	09.70	12.54	09.89	10.61	24.06	25.54	23.15	25.07
Florence-2	07.12	07.49	04.89	02.89	14.03	16.86	14.56	16.35
Phi-3.5-Vision	28.09	32.49	30.58	28.92	31.44	34.76	29.27	28.71

Table 1: Model-wise comparison of accuracy of the different approaches

4 Conclusion

The results of our study align with our initial hypothesis: VLMs exhibit significant limitations when it comes to mathematical tasks, particularly those involving numbers and counting. While

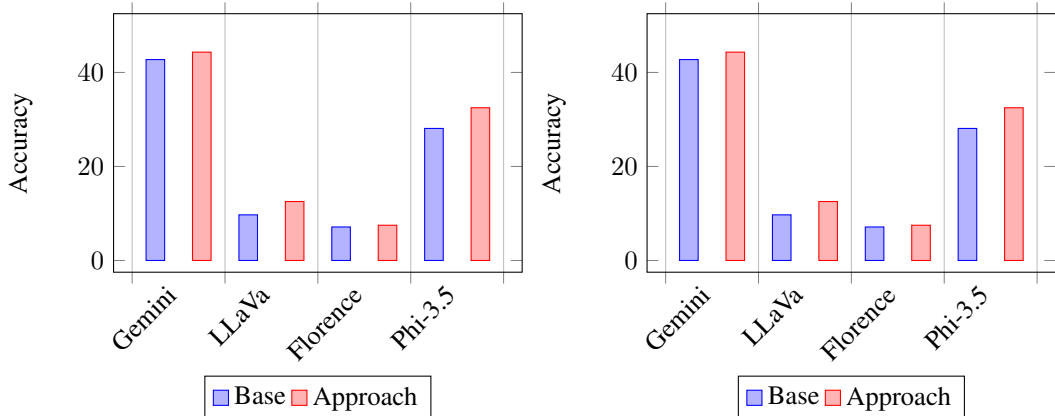


Figure 3: Left: Comparison of captioned methods, Right: Comparison of base methods,

Dataset	Base	Approach	Random	Adv.	Caption	Caption Approach	Caption Adv.	Caption Random
Math-vision	10.13	14.06	11.92	13.31	19.28	22.31	20.43	19.61
CountBench	32.58	33.33	31.67	34.50	27.16	34.16	28.00	31.00
Geo	16.22	20.46	19.11	14.67	24.00	28.56	26.00	23.00
Blind	31.52	32.12	27.08	25.98	31.94	32.81	28.60	31.90

Table 2: Dataset-wise comparison of accuracy of the different approaches

captioning using task-specific keywords is a first step to improve performance in some contexts, our findings suggest that its effectiveness is inconsistent, varying greatly depending on the dataset, task complexity, and model size. Larger models, often pre-trained on QnA tasks, inherently perform better in QnA-related tasks, a trend not observed in smaller models highlighting the influence of pre-training, as observed in Gemini. (Further refer Appendix: B)

Our experiments demonstrate the potential for improving VLMs through techniques that enhance their reasoning capabilities and consistently improve performance. Additionally, in our assessment for testing the models’ robustness and generalization capabilities using adversarial and random approach techniques, we observed a drop in performance, supporting our claim that VLMs incorporate additional information into their reasoning. Meanwhile, the performance stability when random prompts were provided underscores the robustness of these models’ reasoning abilities (Appendix: D). In conclusion, improving the reasoning capabilities of VLMs presents a promising path forward, especially given their inherent blindness in perceiving numbers and handling mathematical tasks. By leveraging structured prompts constructed solely by leveraging information from the question, and approaches that guide reasoning, we can mitigate some of these weaknesses and move closer to enhancing their performance in more complex problem-solving scenarios.

5 Limitations and Future Work

Testing the reasoning capabilities of multimodal models is a broad area of research, and we propose ways to improve the generalizability of these models in our research. Due to resource constraints, we couldn’t experiment with many mainstream and large-scale models, especially state-of-the-art Vision-Language Models (VLMs). With more computational resources and funding, future work could focus on scalability and robustness across a wider range of model architectures such as Claude Sonnet [16], GPT 4 [17], etc.

Additionally, advanced methods, such as sophisticated prompt engineering techniques or incorporating domain-specific knowledge—could enhance the models’ ability to generate more accurate and contextually relevant captions. Moreover, replacing the QA model with interpretable alternatives could offer greater transparency and insights into the decision-making process, thus shedding light on the model’s reasoning and performance in a more understandable way.

References

- [1] Jingyi Zhang, Jiaxing Huang, Sheng Jin, and Shijian Lu. Vision-language models for vision tasks: A survey. *IEEE Transactions on Pattern Analysis and Machine Intelligence*, 2024.
- [2] Övgü Özdemir and Erdem Akagündüz. Enhancing visual question answering through question-driven image captions as prompts. In *Proceedings of the IEEE/CVF Conference on Computer Vision and Pattern Recognition*, pages 1562–1571, 2024.
- [3] Jingyi Zhang, Jiaxing Huang, Sheng Jin, and Shijian Lu. Vision-language models for vision tasks: A survey, 2024.
- [4] Yuxuan Qiao, Haodong Duan, Xinyu Fang, Junming Yang, Lin Chen, Songyang Zhang, Jiaqi Wang, Dahua Lin, and Kai Chen. Prism: A framework for decoupling and assessing the capabilities of vlms. *arXiv preprint arXiv:2406.14544*, 2024.
- [5] Pooyan Rahmazadehgervi, Logan Bolton, Mohammad Reza Taesiri, and Anh Totti Nguyen. Vision language models are blind. *arXiv preprint arXiv:2407.06581*, 2024.
- [6] Denisa Roberts and Lucas Roberts. Smart vision-language reasoners. In *AI for Math Workshop @ ICML 2024*, 2024.
- [7] Zhen Yang, Jinhao Chen, Zhengxiao Du, Wenmeng Yu, Weihang Wang, Wenyi Hong, Zhihuan Jiang, Bin Xu, Yuxiao Dong, and Jie Tang. Mathglm-vision: Solving mathematical problems with multi-modal large language model. *arXiv preprint arXiv:2409.13729*, 2024.
- [8] Yihe Deng Deng, Pan Lu, Fan Yin, Ziniu Hu, Sheng Shen, James Zou, Kai-Wei Chang, and Wei Wang. Enhancing large vision language models with self-training on image comprehension. *arXiv preprint arXiv:2405.19716*, 2024.
- [9] Roni Paiss, Ariel Ephrat, Omer Tov, Shiran Zada, Inbar Mosseri, Michal Irani, and Tali Dekel. Teaching clip to count to ten. In *Proceedings of the IEEE/CVF International Conference on Computer Vision*, pages 3170–3180, 2023.
- [10] Gengyuan Zhang, Yurui Zhang, Kerui Zhang, and Volker Tresp. Can vision-language models be a good guesser? exploring vlms for times and location reasoning. In *Proceedings of the IEEE/CVF Winter Conference on Applications of Computer Vision*, pages 636–645, 2024.
- [11] Jiayu Wang, Yifei Ming, Zhenmei Shi, Vibhav Vineet, Xin Wang, and Neel Joshi. Is a picture worth a thousand words? delving into spatial reasoning for vision language models. *arXiv preprint arXiv:2406.14852*, 2024.
- [12] Tom Brown, Benjamin Mann, Nick Ryder, Melanie Subbiah, Jared D Kaplan, Prafulla Dhariwal, Arvind Neelakantan, Pranav Shyam, Girish Sastry, Amanda Askell, Sandhini Agarwal, Ariel Herbert-Voss, Gretchen Krueger, Tom Henighan, Rewon Child, Aditya Ramesh, Daniel Ziegler, Jeffrey Wu, Clemens Winter, Chris Hesse, Mark Chen, Eric Sigler, Mateusz Litwin, Scott Gray, Benjamin Chess, Jack Clark, Christopher Berner, Sam McCandlish, Alec Radford, Ilya Sutskever, and Dario Amodei. Language models are few-shot learners. In H. Larochelle, M. Ranzato, R. Hadsell, M.F. Balcan, and H. Lin, editors, *Advances in Neural Information Processing Systems*, volume 33, pages 1877–1901. Curran Associates, Inc., 2020.
- [13] Yangyi Chen, Karan Sikka, Michael Cogswell, Heng Ji, and Ajay Divakaran. Measuring and improving chain-of-thought reasoning in vision-language models. *arXiv preprint arXiv:2309.04461*, 2023.
- [14] Ke Wang, Juntong Pan, Weikang Shi, Zimu Lu, Mingjie Zhan, and Hongsheng Li. Measuring multimodal mathematical reasoning with math-vision dataset. *arXiv preprint arXiv:2402.14804*, 2024.
- [15] Abhimanyu Dubey, Abhinav Jauhri, Abhinav Pandey, Abhishek Kadian, Ahmad Al-Dahle, Aiesha Letman, Akhil Mathur, Alan Schelten, Amy Yang, Angela Fan, et al. The llama 3 herd of models. *arXiv preprint arXiv:2407.21783*, 2024.
- [16] Introducing the next generation of claude. 2024.

- [17] Josh Achiam, Steven Adler, Sandhini Agarwal, Lama Ahmad, Ilge Akkaya, Florencia Leoni Aleman, Diogo Almeida, Janko Altenschmidt, Sam Altman, Shyamal Anadkat, et al. Gpt-4 technical report. *arXiv preprint arXiv:2303.08774*, 2023.

A Prompting

To enrich the prompts used in our experiments, we employed Gemini 1.5 Flash. The question was presented to the model without an accompanying image. The model was tasked with generating responses under three different conditions:

1. **Approach-Based:** The model was asked to provide an approach for solving the question.
2. **Adversarial:** The model was prompted to generate a misleading or incorrect approach to solving the question. Although inaccurate, the response needed to be plausible.
3. **Random:** The model was asked to generate a random string.

In the Captioning-based experiments, we utilized the LLaMA 3.1 Instruct 8B¹ model to generate keywords based solely on the question. These keywords provided initial guidance for the captioning task. For the zero-shot captioning, we instructed the respective model being tested to generate a caption for the image using the keywords provided. Similarly, for the rest of the captioning tasks, we asked the QnA base model to generate image captions, using both keywords and additional hints generated in the same manner as described above (Approach-Based, Adversarial, Random), following which the answer was generated by passing the caption to another LLM (Llama 3.1 Instruct).

Note: For Florence-2 captions were generated using <DETAILED CAPTION>, and the approach was passed onto the detailed caption. For other models, the approach was passed during the caption generation stage. Additionally, the Florence-2 direct checkpoint was unable to perform QnA-related tasks, so we used Florence-2 DocQnA for QnA-related tasks.

B Experiment Details

Certain experimental details worth mentioning for the respective models used are:

- **LLaVa:** For LLaVa, we used the GrokAPI² to access the model.
- **Gemini-1.5-Flash:** For Gemini, we used Google AI studio³ to access the model.
- **Florence-2:**^{4,5} For Florence-2, we used the open-sourced model available on huggingface .
- **Phi 3.5 Vision Instruct:**⁶ we used the open-sourced model available on huggingface.

C Datasets

The following datasets were used for our experiments:

- **Math Vision:**⁷ The Math Vision dataset is a curated collection of 3,040 high-quality mathematical problems with visual contexts from real math competitions. For our experiments, we broadly divided the dataset into three categories:
 - **Visual Based:** This was originally split into Area, Angles, and Length-related tasks.
 - **Geometry Based:** This was originally split into categories: Analytical Geometry, Combinatorial Geometry, Transformation Geometry, Descriptive Geometry and Solid Geometry.
 - **General Mathematics:** This was originally split into categories: Graph Theory, Logic, Algebra, Combinatorics, Statistics, and Arithmetic.
- **Blind:**⁸ The Blind dataset consisted of images and question-answer pairs about visual tasks. We used a subset of 150 images per task. The tasks include counting the number of

¹<https://huggingface.co/meta-llama/Llama-3.1-8B-Instruct>

²<https://developers.x.ai/python-sdk/grok/>

³<https://aistudio.google.com/>

⁴<https://huggingface.co/microsoft/Florence-2-large>

⁵<https://huggingface.co/HuggingFaceM4/Florence-2-DocVQA>

⁶<https://huggingface.co/microsoft/Phi-3.5-vision-instruct>

⁷<https://huggingface.co/datasets/MathLLMs/MathVision>

⁸<https://huggingface.co/datasets/XAI/vlmsareblind>

intersections of 2 circles or lines, checking if 2 lines are intersecting, counting the number of rows and columns in a grid, finding the number of overlapping circles in an image, and finding the number of paths between 2 points in a subway connection image.

- **Countbench**:⁹The CountBench dataset contained a total of 540 images containing between two and ten instances of a particular object, where their corresponding captions reflect this number. This dataset is a benchmark dataset for counting related tasks.
- **Geo170k**:¹⁰The Geo dataset contained more than 170K geometric image-caption and question-answer pairs. We used a subset of 500 images to conduct our experiments.

D The Random Approach

When using the random approach, we observed that performance often surpassed the baseline, with significant improvements in some cases. We hypothesize that the model tends to disregard random information, but in doing so, it becomes more cautious and focused on providing a correct response. This contrasts with the baseline, where such behavior is less apparent. While these findings are promising, there is still potential for further research to understand and refine this approach fully.

E Task Wise Keywords

Dataset name	Task in dataset	Keywords for task
MathVision	Analytic Geometry	analytic geometry
	Algebra	algebra, mathematics, logic
	Transformation Geo	transformation, geometry
	Statistics	statistics, graph
	Angle	metric geometry, angles, mathematics, logic
	Combinatorics	combinatorics, logic
	Descriptive Geo	descriptive geometry, mathematics
	Logic	logics, reasonings
	Length	lengths, geometry
	Arithmetic	arithmetic, logics, mathematics
	Area	area, geometry
Combinatorial Geo	combinatorial, geometry	
Solid Geometry	solids, geometry	
Graph Theory	logics, connections, graphs	
Countbench	Counting objects	counting, objects
GEO170K	Geometry problems	geometry, mathematics
BLIND	Line intersection	count number, intersections
	Two line intersection	lines, intersecting
	Interior pentagon	count, number, pentagons
	Subway	subway lines, count, paths
	Rows/columns	count, rows, columns
	Two circles	circles, touching

Table 3: Dataset Information

⁹<https://huggingface.co/datasets/nielsr/countbench>

¹⁰<https://huggingface.co/datasets/Luckyjhg/Geo170K>

F Results Table

Task	0-Shot	Adv	Random	Caption	App-Capt	Adv-Cap	Rand-Cap	Caption
MathVision								
Angles	36	36	24	38	36	30	34	32
Area	27	28	24	28	32	34	28	22
Length	30	32	24	36	30	26	32	36
Descriptive Geo	34	26	28	22	14	20	24	20
Analytic Geo	16	18	22	14	20	22	20	12
Combinatorial Geo	22	26	14	26	20	24	10	6
Transformation Geo	18	24	20	22	20	14	28	22
Solid Geo	20	32	20	24	16	28	16	14
Graph Theory	28	24	22	26	24	26	22	18
Arithmetic	26	26	28	20	22	36	26	18
Logic	32	32	36	14	18	36	22	30
Combinatorics	20	20	12	22	22	28	14	12
Algebra	26	22	30	22	18	32	28	10
Statistics	26	24	24	24	22	24	22	12
Dataset Average	26.44	27.29	23.38	25.64	23.89	27.31	24.42	20.49
GEO170K								
Geometry problems	30	33.33	32	30	30	36	34	28
CountBench								
Counting objects	62	68	64.67	68	43	62.66	52	64
Blind								
Line Intersection	50	58	44	59	43	43	35	38
Two line intersection	72	70	54	72	73	74	70	71
pentagon	53	42	24	51	45	41	43.34	42
Subway	23	23	26	16	0	0	0	0
Rows/columns	28	32	31	31	19	24	11	18
Two circles	89	67	92	82	83	83	83	83
Dataset Average	52.50	48.67	45.16	51.84	43.87	44.16	40.39	42.00

Table 4: Gemini Model Performance Across Various Tasks

Task	0-Shot	Adv	Random	Caption	App-Capt	Adv-Cap	Rand-Cap	Caption
MathVision								
Angles	6	14	8	14	38	34	28	26
Area	2	4	2	8	24	26	26	28
Length	6	14	14	14	20	26	28	26
Descriptive Geo	20	12	16	16	20	22	24	26
Analytic Geo	4	12	8	10	22	12	26	20
Combinatorial Geo	12	14	12	14	16	12	8	12
Transformation Geo	18	16	14	14	24	24	28	42
Solid Geo	4	10	6	6	22	26	20	16
Graph Theory	12	6	6	4	18	24	28	12
Arithmetic	2	14	10	6	16	22	14	22
Logic	10	16	8	8	16	24	18	26
Combinatorics	4	2	8	4	16	14	20	20
Algebra	0	4	4	4	26	28	16	20
Statistics	6	12	6	12	20	12	14	20
Dataset Average	7.31	10.82	8.73	10.11	22.27	22.84	22.29	23.29
GEO170K								
Geometry problems	5	8	6.67	6	33.33	36	32.66	36
CountBench								
Counting objects	12	14	10	12	14.66	16	14	15
Blind								
Line Intersection	4	1	3	8	6	5	6	8
Two line intersection	32	42	30	23	64	68	55	60
pentagon	2	3	2	5	11	10	9	3
Subway	6	8	7	8	28	25	26	26
Rows/columns	5	9	7	9	6	10	6	8
Two circles	38	41	36	33	41	46	40	51
Dataset Average	14.50	17.33	14.16	14.33	26	27.33	23.67	26

Table 5: LLAVA Model Performance Across Various Tasks

Task	0-Shot	Adv	Random	Caption	App-Capt	Adv-Cap	Rand-Cap	Caption
MathVision								
Angles	5	2	0	3	22	24	17	26
Area	4	3	0	4	22	26	24	28
Length	6	4	0	2	16	26	25	26
Descriptive Geo	3	3	1	4	16	24	0	27
Analytic Geo	2	5	2	6	17	16	20	21
Combinatorial Geo	3	2	1	3	19	15	8	10
Transformation Geo	1	2	1	3	20	23	18	22
Solid Geo	4	3	0	2	19	21	19	18
Graph Theory	1	2	0	2	17	23	28	12
Arithmetic	2	3	1	3	15	23	18	21
Logic	2	2	1	3	15	24	20	25
Combinatorics	2	4	1	2	15	15	17	19
Algebra	2	3	0	2	24	25	18	19
Statistics	1	1	1	2	18	16	16	19
Dataset Average	3.09	2.83	0.56	2.98	18.51	22.04	19.25	21.81
GEO170K								
Geometry problems	0	1.34	0	0	4	9	6	5
CountBench								
Counting objects	3	4	2	4	6	8	8	9
Blind								
Line Intersection	15	10	31	0	37	38	30	39
Two line intersection	74	76	31	0	69	70	69	73
pentagon	0	0	0	0	0	0	0	0
Rows/columns	0	0	0	0	0	0	0	0
Two circles	23	23	23	23	32	34	26	36
Dataset Average	22.4	21.8	17	4.6	27.6	28.4	25	29.6

Table 6: Florence-2 Model Performance Across Various Tasks

Task	0-Shot	Adv	Random	Caption	App-Capt	Adv-Cap	Rand-Cap	Caption
MathVision								
Angles	0	12	18	14	10	20	18	14
Area	2	18	16	14	14	20	18	16
Length	6	22	14	14	14	24	18	10
Descriptive Geo	6	16	20	16	16	22	22	16
Analytic Geo	2	10	14	12	14	14	26	14
Combinatorial Geo	4	18	10	18	12	12	8	12
Transformation Geo	4	18	24	16	14	10	8	12
Solid Geo	6	14	12	14	4	6	4	4
Graph Theory	0	16	14	14	10	16	14	8
Arithmetic	8	20	16	18	20	16	18	20
Logic	6	12	14	14	10	22	18	14
Combinatorics	6	14	12	14	14	14	14	12
Algebra	2	12	18	14	4	10	12	8
Statistics	2	6	4	12	18	24	18	20
Dataset Average	3.68	15.28	15	14.51	12.44	17.04	15.75	12.87
GEO170K								
Geometry problems	18.67	26.67	25.33	14	38	40.67	38	36
CountBench								
Counting objects	53.33	47.33	50	54	45	50	38	36
Blind								
Line Intersection	35	39	32	37	33	33	31	40
Two line intersection	59	62	55	47	70	69	54	65
pentagon	12	13	2	13	6	9	4	2
Subway	22	44	17	18	31	24	18	29
Rows/columns	6	9	9	7	4	2	0	7
Two circles	86	77	77	77	38	51	45	37
Dataset Average	36.66	40.67	32	33.16	30.33	31.33	25.33	30

Table 7: Phi-3.5-Vision Model Performance Across Various Tasks