
A SIMULATION-FREE DEEP LEARNING APPROACH TO STOCHASTIC OPTIMAL CONTROL

Mengjian Hua

NYU-ECNU Institute of Mathematical Sciences
NYU Shanghai
Shanghai, China 200124
mh5113@nyu.edu

Mathieu Laurière

Shanghai Frontiers Science Center of AI and DL
NYU-ECNU Institute of Mathematical Sciences
NYU Shanghai
Shanghai, China 200124
mathieu.lauriere@nyu.edu

Eric Vanden-Eijnden

Courant Institute of Mathematical Sciences
New York University
New York, NY 10012, USA
eve2@cims.nyu.edu

ABSTRACT

We propose a simulation-free algorithm for the solution of generic problems in stochastic optimal control (SOC). Unlike existing methods, our approach does not require the solution of an adjoint problem, but rather leverages Girsanov theorem to directly calculate the gradient of the SOC objective on-policy. This allows us to speed up the optimization of control policies parameterized by neural networks since it completely avoids the expensive back-propagation step through stochastic differential equations (SDEs) used in the Neural SDE framework. In particular, it enables us to solve SOC problems in high dimension and on long time horizons. We demonstrate the efficiency of our approach in various domains of applications, including standard stochastic optimal control problems, sampling from unnormalized distributions via construction of a Schrödinger-Föllmer process, and fine-tuning of pre-trained diffusion models. In all cases our method is shown to outperform the existing methods in both the computing time and memory efficiency.

1 INTRODUCTION

Stochastic Optimal Control (SOC) problems (Mortensen, 1989; Fleming & Rishel, 2012) arise in a wide variety of applications in sciences and engineering (Pham, 2009; Fleming & Stein, 2004; Zhang & Chen, 2022; Holdijk et al., 2023; Hartmann et al., 2013; 2017). Their general aim is to add an adjustable drift (the control) in a reference stochastic differential equation (SDE) so that the solutions of the controlled SDE minimize some cost.

In low dimensions, SOC problems can be tackled by standard numerical methods for partial differential equations since the optimal control can be obtained from the solution of a Hamilton-Jacobi-Bellman equation. In high dimensions, these methods are not applicable, and there has been a lot of recent effort to solve SOC problems via deep learning (DL), see e.g. (Han & E, 2016; Han et al., 2018; Huré et al., 2020; Domingo-Enrich et al., 2023; Germain et al., 2021; Hu & Lauriere, 2024).

The most direct way to leverage DL in the context of SOC is to parameterize the control by a deep neural network, view the SOC objective as a loss for the network parameters, evaluate this loss empirically using solutions of the controlled SDE, and use stochastic gradient descent to evolve the parameters until convergence. This fits into the framework of Neural SDE (Tzen & Raginsky, 2019; Li et al., 2020). While straightforward in principle, this approach faces a practical difficulty: since the SOC objective involves expectation over the solutions of an SDE that depend on the control, calculating the gradient of this objective requires differentiating through these solutions. This makes the training costly both in terms of computing time and memory requirement, and has prevented scaling up deep learning calculations of SOC policies.

A way to avoid this difficulty is to use Girsanov theorem to compute the SOC objective via an expectation over a reference process with a control that is independent from the control being optimized. Unfortunately, this requires to introduce an exponential weighing factor under the expectation to remove the bias incurred, and the variance of this factor is typically large if the control in the reference process is far from the actual control. This again limits the scalability of the approach.

In this paper, we propose a different procedure based on the observation that the gradient of the SOC objective over parameters in the control can be expressed exactly in terms of an expectation over the controlled process (which is referred to as *on-policy evaluation*) *without differentiating through the solution of this process*. This result, first derived in [Yang & Kushner \(1991\)](#), is obtained using Girsanov theorem, but it gives an expression for the gradient that does not involve any exponential weighing factor. We also show that it is possible to calculate this gradient via automatic differentiation of an alternative objective, provided that we detach some of its parameters via stopgrad.

Specifically, our work makes the following **main contributions**:

- We propose a simulation-free, on-policy algorithm for solving generic SOC problems by deep learning and scaling up these calculations to situations where methods based on the Neural SDE framework is too costly to be applied.
- We discuss how to apply the method to construct Föllmer processes between a point mass and an unnormalized target distribution. Our approach can be used to sample this target and compute its normalization constant.
- We also discuss how to apply the method to fine-tune generative models based on diffusions: that is, assuming that we have at our disposal an SDE that samples a given distribution, we show how to find, via solution of a SOC problem, a new SDE that samples the distribution obtained by tilting the first one by a given reward function.
- We illustrate these results with numerical experiments showing that our method is much less expensive in terms of computing time and memory requirement than vanilla methods requiring differentiation through the solution of the SDE (such as in the Neural SDE framework).

1.1 RELATED WORK

Besides the traditional applications of SOC, such as finance and economics ([Pham, 2009](#); [Fleming & Stein, 2004](#); [Aghion & Howitt, 1992](#)), and robotics ([Theodorou et al., 2011](#); [Pavlov et al., 2018](#)), this framework has recently has also found a variety of new applications, for example, sampling of complex non-log-concave probability distributions or simulation rare events ([Zhang & Chen, 2022](#); [Holdijk et al., 2023](#); [Hartmann et al., 2013](#); [2017](#); [Ribera Borrell et al., 2024](#)). Our approach is aimed at solving problems of this sort by deep learning.

Deep learning for SOC has attracted a growing interest in the recent years. Notably, [Han & E \(2016\)](#) have proposed a deep learning method for high-dimensional SOC problems by learning the feedback control function. This method then inspired other algorithms to solve backward stochastic differential equations and partial differential equations ([Han et al., 2018](#)). Further developments can be found e.g. in ([Ji et al., 2020](#)), which studied three different algorithms. Another line of research proposed to use dynamic programming instead of learning the optimal control by simulating whole trajectories: see ([Huré et al., 2021](#)) for applications to SOC problems, and ([Huré et al., 2020](#)) for an extension to solving PDEs. Another recent approach is stochastic optimal control matching ([Domingo-Enrich et al., 2023](#)), based on iterative diffusion optimization (IDO) ([Nüsken & Richter, 2023](#)). Compared to the approach we propose, these methods either avoid differentiating through the SDE solution by using a independent reference process (off-policy learning), but this typically leads to estimators with high variance; or they use on-policy objectives, but it then requires to differentiate through the solution of the SDE. Our approach is on-policy but avoids this costly differentiation step.

A variant of formula for the gradient of the SOC objective that we used first appeared in ([Yang & Kushner, 1991](#)) in the context of sensitivity analysis with applications to finance and economics ([Pham, 2009](#); [Fleming & Stein, 2004](#); [Aghion & Howitt, 1992](#)). This formula is also discussed in [Gobet & Munos \(2005\)](#), who generalized it to problems in which the volatility also depends on the control. It is also mentioned in several works interested in solving SOC problem with DL ([Mohamed et al., 2020](#); [Li et al., 2020](#); [Lie, 2021](#); [Domingo-Enrich et al., 2023](#); [Ribera Borrell et al., 2024](#); [Domingo-Enrich,](#)

2024), but to the best of our knowledge it has not been exploited systematically to develop the type of algorithm we propose here.

SOC also has deep connections with Reinforcement Learning (RL), see e.g. [Quer & Borrell \(2024\)](#); [Domingo-Enrich et al. \(2024\)](#); [Domingo-Enrich \(2024\)](#) for a discussion. The algorithm we propose can be viewed as a continuous-time variant of the well-known REINFORCE method ([Williams, 1992](#); [1988](#); [Sutton et al., 1999](#)).

One application of SOC is the construction of a Föllmer process ([Föllmer, 1986](#)), i.e. a Schrödinger bridge between a Dirac delta distribution and a target distribution with unknown normalization coefficient. The Path Integral Sampler (PIS) proposed in [Zhang & Chen \(2022\)](#) is a way to solve this problem via DL. PIS offers an alternative to other deep learning methods that have been introduced to calculate Schrödinger-Föllmer process ([Huang et al., 2021](#); [Jiao et al., 2021](#); [Vargas et al., 2023](#)). PIS performs the minimization the SOC objective on-policy, and requires to differentiate through the solution of the controlled process. In contrast, our simulation-free approach performs on-policy minimization of the same objective, but it avoids this differentiation step which, as we will show below, results in significant gains in terms of memory requirement and computing time.

Another context in which SOC problems have found applications is the fine-tuning of generative models ([Fan et al., 2024](#); [Clark et al., 2024](#); [Uehara et al., 2024](#)). The aim here is to start from a diffusion model trained to sample a given data distribution and adjust the drift in this model so that it samples the probability distribution obtained by tilting the first by a reward function. Assuming that this reward function is differentiable, a method termed Adjoint Matching was recently proposed in [Domingo-Enrich et al. \(2024\)](#) to perform this fine-tuning: this method uses a specific scheduling of the noise in the diffusion and uses an adjoint method to compute the gradient of a tailored-built SOC objective. This second step avoids explicit differentiation through the solution of the controlled SDE by solving instead an ODE for an adjoint variable backward in time. Our simulation-free approach is an alternative to Adjoint Matching which uses the original SOC objective and avoid solving the ODE for the adjoint. It also works for any noise schedule, but requires that the base distribution used in the generative model be a point mass distribution.

2 METHODS

2.1 PROBLEM SETUP

We consider the following stochastic optimal control (SOC) problem:

$$\min_{u \in \mathcal{U}} J(u), \quad (1)$$

where the objective function is

$$J(u) = \mathbb{E}_{X^u} \left[\int_0^T \left(\frac{1}{2} |u_t(X_t^u)|^2 + f_t(X_t^u) \right) dt + g(X_T^u) \right], \quad (2)$$

with $(X_t^u)_{t \in [0, T]}$ solution to the stochastic differential equation (SDE)

$$dX_t^u = (b_t(X_t^u) + \sigma_t u_t(X_t^u)) dt + \sigma_t dW_t, \quad X_0^u \sim \mu_0. \quad (3)$$

In these equations, $X_t^u \in \mathbb{R}^d$ is the system state, \mathbb{E}_{X^u} denotes expectation over the law of $(X_t^u)_{t \in [0, T]}$, $u : [0, T] \times \mathbb{R}^d \rightarrow \mathbb{R}^d$ is a closed-loop Markovian control that belongs to some set \mathcal{U} of admissible controls to be specified later, $f : [0, T] \times \mathbb{R}^d \rightarrow \mathbb{R}^d$ is the state cost, $g : \mathbb{R}^d \rightarrow \mathbb{R}^d$ is the terminal cost, $b : [0, T] \times \mathbb{R}^d \rightarrow \mathbb{R}^d$ is the base drift, $\sigma : [0, T] \rightarrow \mathbb{R}^d \times \mathbb{R}^d$ is the volatility matrix, which we assume invertible and independent of the state X_t^u , $(W_t)_{t \in [0, T]}$ is a Wiener process taking values in \mathbb{R}^d , and μ_0 is some probability distribution for the initial state.

We are interested in solving (1) in situations where the set of admissible controls \mathcal{U} is a rich parametric class, for example made of deep neural networks (DNN). We denote functions in the class by u^θ , where $\theta \in \Theta$ collectively denotes the parameters to be adjusted, e.g. the weights if we use a DNN.

2.2 REFORMULATION WITH GIRSANOV THEOREM

The main difficulty we face when solving the SOC problem (1) is that the process X_t^u depends on the control u since this control enters the SDE (3). In particular, vanilla calculation of the gradient

of the objective requires to differentiate X_t^u : for example, if we parameterize $u = u^\theta$, we need to back-propagate the gradient through the solution of the SDE (3), which can be very costly. Our aim is to avoid this step and design a simulation-free method to compute the gradient of (2).

To this end, our starting point will be to use Girsanov theorem to rephrase the problem in a way that render the control u explicit in the objective:

Lemma 1. *Given a reference control $v \in \mathcal{U}$, the objective (2) can be expressed as*

$$J(u) = \mathbb{E}_{X^v} \left(\left[\int_0^T \left(\frac{1}{2} |u_t(X_t^v)|^2 + f_t(X_t^v) \right) dt + g(X_T^v) \right] M(u, v) \right), \quad (4)$$

where $(X_t^v)_{t \in [0, T]}$ solves the SDE (3) with u replaced by v , $M(u, v)$ is the Girsanov factor

$$M(u, v) = \exp \left(- \int_0^T (v_t(X_t^v) - u_t(X_t^v)) \cdot dW_t - \frac{1}{2} \int_0^T |v_t(X_t^v) - u_t(X_t^v)|^2 dt \right), \quad (5)$$

and the expectation \mathbb{E}_{X^v} in (4) is taken over the law of $(X_t^v)_{t \in [0, T]}$.

Proof. The result is a direct consequence of Girsanov change of measure formula between the law of the SDE (3) and of its variant with u replaced by v . \square

The main advantage of expression (4) for the objective $J(u)$ is that it is explicit in u since $(X_t^v)_{t \in [0, T]}$ is independent of this control (which is referred to as an off-policy objective). As a result, the evaluation of the gradient of (4) with respect to u no longer requires differentiation through the trajectory of the state process. Of course, if we evaluate empirically $J(u)$ and its gradient via (4) by replacing the expectation \mathbb{E}_{X^v} by an empirical expectation over a finite set of independent solution of the SDE for X_t^v , the variance of the resulting estimator will depend crucially on the reference control v that we use. This suggests to keep this reference control v close to the actual control u . Next, we show that we can actually use (4) to evaluate the gradient of $J(u)$ using the actual process.

2.3 GRADIENT COMPUTATION

The method proposed in this paper is the following formula for the gradient of $J(u)$ when we parameterize $u = u^\theta$. A similar formula first appeared in [Yang & Kushner \(1991\)](#) and it is also given in [Ribera Borrell et al. \(2024\)](#):

Proposition 1. *Let u^θ with $\theta \in \Theta$ be a parametric realization of a control in \mathcal{U} and denote $L(\theta) \equiv J(u^\theta)$ the objective (2) viewed as a function of θ . Then*

$$\begin{aligned} \partial_\theta L(\theta) = & \mathbb{E}_{X^\theta} \left[\int_0^T u_t^\theta(X_t^\theta) \cdot \partial_\theta u_t^\theta(X_t^\theta) dt \right] \\ & + \mathbb{E}_{X^\theta} \left[\left(\int_0^T \left(\frac{1}{2} |u_t^\theta(X_t^\theta)|^2 + f_t(X_t^\theta) \right) dt + g(X_T^\theta) \right) \int_0^T \partial_\theta u_t^\theta(X_t^\theta) \cdot dW_t \right] \end{aligned} \quad (6)$$

where $\partial_\theta u_t^\theta(X_t^\theta)$ denotes $\partial_\theta u_t^\theta(x)$ evaluated at $x = X_t^\theta$ and $(X_t^\theta)_{t \in [0, T]} \equiv (X_t^{u^\theta})_{t \in [0, T]}$ solves the SDE

$$dX_t^\theta = (b_t(X_t^\theta) + \sigma_t u_t^\theta(X_t^\theta)) dt + \sigma_t dW_t, \quad X_0^\theta \sim \mu_0, \quad (7)$$

and the expectation \mathbb{E}_{X^θ} in (6) is taken over the law of $(X_t^\theta)_{t \in [0, T]}$.

We stress that the gradient expression (6) avoids completely the need of differentiating through the trajectory of the state process $(X_t^\theta)_{t \in [0, T]}$. (6) requires that the volatility σ_t be invertible (so that (3) is elliptic) and independent of the control: it can however be generalized to state-dependent controls via Malliavin calculus ([Gobet & Munos, 2005](#)).

Algorithm 1 Simulation-Free On-Policy Training

- 1: **Initialize:** n walkers, K time steps, model parameters θ for u^θ , gradient descent optimizer
- 2: **repeat**
- 3: Set $\bar{\theta} = \text{stopgrad}(\theta)$
- 4: Randomize time grid: $t_1, \dots, t_K \sim \text{Uniform}(0, T)$
- 5: Add $t_0 = 0, t_K = T$, and sort such that $0 = t_0 < t_1 < \dots < t_{K-1} < t_K = T$
- 6: Set $\Delta t_k = t_{k+1} - t_k$
- 7: **for** each walker $i = 1, \dots, n$ **do**
- 8: Set $x_0^i \sim \mu_0, A_0^i = 0, \bar{A}_0^i = 0, \bar{B}_0^i = 0, C_0^i = 0$
- 9: **for** $k = 0, \dots, K-1$ **do**
- 10: $\Delta W_k^i = \sqrt{\Delta t_k} \zeta_k^i$, where $\zeta_k^i \sim N(0, \text{Id})$
- 11: $x_{t_{k+1}}^i = x_{t_k}^i + u_{t_k}^\theta(x_{t_k}^i) \Delta t_k + \sigma_{t_k} \Delta W_k^i$
- 12: $A_{t_{k+1}}^i = A_{t_k}^i + \frac{1}{2} |u_{t_k}^\theta(x_{t_k}^i)|^2 \Delta t_k$
- 13: $\bar{A}_{t_{k+1}}^i = \bar{A}_{t_k}^i + \frac{1}{2} |u_{t_k}^{\bar{\theta}}(x_{t_k}^i)|^2 \Delta t_k$
- 14: $\bar{B}_{t_{k+1}}^i = \bar{B}_{t_k}^i + f_{t_k}(x_{t_k}^i) \Delta t_k$
- 15: $C_{t_{k+1}}^i = C_{t_k}^i + u_{t_k}^\theta(x_{t_k}^i) \cdot \Delta W_k^i$
- 16: **end for**
- 17: **end for**
- 18: Compute $\hat{L}_n(\theta, \bar{\theta}) = n^{-1} \sum_{i=1}^n [A_{t_K}^i + (\bar{A}_{t_K}^i + \bar{B}_{t_K}^i + g(x_{t_K}^i)) C_{t_K}^i]$.
- 19: Compute $\partial_{\bar{\theta}} \hat{L}(\theta, \bar{\theta})|_{\bar{\theta}=\theta}$ and take a step of gradient descent to update θ .
- 20: **until** converged

Proof. Equation (6) follows from (4) by a direct calculation in which we first evaluate the gradient of the objective $L(\theta) = J(u^\theta)$ with the fixed reference control v , which gives:

$$\begin{aligned} \partial_\theta L(\theta) &= \mathbb{E}_{X^v} \left(\left[\int_0^T u_t^\theta(X_t^v) \cdot \partial_\theta u_t^\theta(X_t^v) dt \right] M(u^\theta, v) \right) \\ &+ \mathbb{E}_{X^v} \left[\left(\int_0^T \left(\frac{1}{2} |u_t^\theta(X_t^\theta)|^2 + f_t(X_t^\theta) \right) dt + g(X_T^v) \right) \right. \\ &\quad \left. \times \left(\int_0^T \partial_\theta u_t^\theta(X_t^v) \cdot dW_t + \int_0^T (v_t(X_t^v) - u^\theta(X_t^v)) \cdot \partial_\theta u_t^\theta(X_t^v) \cdot dW_t \right) M(u^\theta, v) \right]. \end{aligned} \quad (8)$$

Because (8) holds for any v , we can now evaluate it at $v = u^\theta$. Since $M(u^\theta, u^\theta) = 1$, this gives (6). \square

2.4 ALTERNATIVE OBJECTIVE FOR IMPLEMENTATION

Equation (6) can be implemented to directly estimate the gradient of the objective $L(\theta) = J(u^\theta)$ by replacing the expectation \mathbb{E}_{X^θ} by an empirical expectation over an ensemble of independent realizations of the SDE 7. Alternatively, we can use automatic differentiation of an alternative objective, proposed concurrently in [Domingo-Enrich \(2024\)](#):

Proposition 2. *We have*

$$\partial_\theta L(\theta) = \partial_{\bar{\theta}} \hat{L}(\theta, \bar{\theta})|_{\bar{\theta}=\theta}, \quad (9)$$

where we defined

$$\begin{aligned} \hat{L}(\theta, \bar{\theta}) &= \mathbb{E}_{X^{\bar{\theta}}} \left[\int_0^T \frac{1}{2} |u_t^\theta(X_t^{\bar{\theta}})|^2 dt \right] \\ &+ \mathbb{E}_{X^{\bar{\theta}}} \left[\left(\int_0^T \left(\frac{1}{2} |u_t^{\bar{\theta}}(X_t^{\bar{\theta}})|^2 + f_t(X_t^{\bar{\theta}}) \right) dt + g(X_T^{\bar{\theta}}) \right) \int_0^T u_t^\theta(X_t^{\bar{\theta}}) \cdot dW_t \right] \end{aligned} \quad (10)$$

in which $(X_t^{\bar{\theta}})_{t \in [0, T]} \equiv (X_t^{u^{\bar{\theta}}})_{t \in [0, T]}$ solves (7) with u^θ replaced by $u^{\bar{\theta}}$ and the expectation \mathbb{E}_{X^θ} in (6) is taken over the law of this process.

The proof of this proposition is immediate by direct calculation so we omit it for the sake of brevity. Note that can express the objective (10) as

$$\hat{L}(\theta, \bar{\theta}) = \mathbb{E}_{\bar{X}} [A_T^\theta + (\bar{A}_T + \bar{B}_T + g(\bar{X}_T)) \bar{C}_T^\theta] \quad (11)$$

by defining

$$\begin{aligned} d\bar{X}_t &= b_t(\bar{X}_t)dt + \sigma_t u_t^{\bar{\theta}}(\bar{X}_t)dt + \sigma_t dW_t, & \bar{X}_0 &\sim \mu_0 \\ dA_t^\theta &= \frac{1}{2}|u_t^\theta(\bar{X}_t)|^2 dt, & A_0^\theta &= 0 \\ d\bar{A}_t &= \frac{1}{2}|u_t^{\bar{\theta}}(\bar{X}_t)|^2 dt, & \bar{A}_0 &= 0 \\ d\bar{B}_t &= f_t(\bar{X}_t)dt, & \bar{B}_0 &= 0 \\ dC_t^\theta &= u_t^\theta(\bar{X}_t) \cdot dW_t, & C_0^\theta &= 0 \end{aligned} \quad (12)$$

where $\bar{X}_t \equiv X_t^{\bar{\theta}}$, we use the bar to denote quantities that depend only on $\bar{\theta}$ and are therefore detached from differentiation over θ , and the Wiener process W_t used in the equations for \bar{X}_t and C_t^θ is the same.

In practice, the calculation of $\partial_\theta \hat{L}(\theta, \bar{\theta})|_{\bar{\theta}=\theta}$ can be implemented using automatic differentiation by setting $\bar{\theta} = \text{stopgrad}(\theta)$. This avoids again differentiation of $\bar{X}_t \equiv X_t^{\bar{\theta}}$ despite working with an on-policy objective. In practice we can again replace the expectation \mathbb{E}_{X^θ} by an empirical expectation over an ensemble of independent realizations of the equations in (12). This leads to the training method summarized in Algorithm 1, which involves one forward pass to evaluate the loss and avoids the need of memorizing any trajectory.

2.5 APPLICATION TO SAMPLING VIA CONSTRUCTION OF A FÖLLMER PROCESS

By definition, the Föllmer process that samples a given target probability distribution μ is the process $(Y_t^u)_{t \in [0,1]}$ that uses the optimal control u obtained by solving

$$\begin{aligned} \min_{u \in \mathcal{U}} \mathbb{E}_{X^u} \int_0^1 \frac{1}{2}|u_t(Y_t^u)|^2 dt \\ \text{where: } dY_t^u &= u_t(Y_t^u)dt + dW_t, \quad Y_0^u \sim \delta_0, \quad Y_{t=1}^u \sim \mu. \end{aligned} \quad (13)$$

This problem is a special case of the Schrödinger bridge problem (Léonard, 2014) when the base distribution is the Dirac delta distribution δ_0 , i.e. the point mass at $x = 0$.

The minimization problem in (15) is not a SOC problem of the type (1) because of the terminal condition in the SDE that enforce $Y_{t=1}^u \sim \mu$. Interestingly, it can however be shown (Léonard, 2014; Chen et al., 2014) that the Föllmer process can also be constructed by solving a SOC problem, an observation that was exploited by Zhang & Chen (2022). We recall this result as follows:

Proposition 3. *Assume that μ is absolutely continuous with respect of the Lebesgue measure and let its probability density function be $\rho(x) = Z^{-1}e^{-U(x)}$ where $U : \mathbb{R}^d \rightarrow \mathbb{R}$ is a known potential and $Z = \int_{\mathbb{R}^d} e^{-U(x)} dx < \infty$ is an unknown normalization factor. Consider the SOC problem using the objective*

$$J(u) = \mathbb{E}_{X^u} \left[\int_0^1 \frac{1}{2}|u_t(X_t^u)|^2 dt - \frac{1}{2}|X_1^u|^2 + U(X_1^u) \right], \quad (14)$$

where $(X_t^u)_{t \in [0,T]}$ solves the SDE

$$dX_t^u = u_t(X_t^u)dt + dW_t, \quad X_{t=0}^u \sim \delta_0. \quad (15)$$

Then the process $(X_t^u)_{t \in [0,1]}$ obtained by using the optimal control minimizing (14) in the SDE (15) is the Föllmer process that satisfies $X_{t=1}^u \sim \mu$.

We omit the proof of this proposition since it is a special case of Proposition 5 established below.

The solution to the SOC problem in Proposition 3 can be achieved with our approach, thereby offering a simulation-free implementation of the Path Integral Sampler (PIS) proposed by Zhang & Chen (2022) that avoids the extra cost of the differentiation through the solution of the SDE (15) needed in the original PIS. The computational advantage this offers will be illustrated via examples in Sec. 3.

Note that since we have dropped the terminal constraint in the SDE (15) and replaced in by a terminal cost in (14), we are no longer guaranteed that $X_{t=1}^u \sim \mu$ if we do not use the optimal u . We can however compute unbiased expectation over the target μ with any control via reweighing using Girsanov theorem, a fact that was also exploited by Zhang & Chen (2022):

Proposition 4. *Consider the process $(X_t^u)_{t \in [0, T]}$ obtained by solving the SDE (15) with any (not necessary optimal) control u . Then, given any suitable test function $h : \mathbb{R}^d \rightarrow \mathbb{R}$, we have*

$$\int_{\mathbb{R}^d} h(x) \mu(dx) = Z^{-1} \mathbb{E}_{X^u} [h(X_T^u) M(u)], \quad Z = \int_{\mathbb{R}^d} e^{-U(x)} dx = \mathbb{E}_{X^u} [M(u)], \quad (16)$$

where we defined

$$M(u) = (2\pi)^{d/2} \exp \left(- \int_0^1 \frac{1}{2} |u_t(X^u)|^2 dt - \int_0^1 u_t(X_t^u) \cdot dW_t + \frac{1}{2} |X_1^u|^2 - U(X_1^u) \right). \quad (17)$$

In addition $M(u) = Z$ iff u is the optimal control minimizing the SOC problem with objective (14).

We also omit the proof of this proposition since it is a special case of Proposition 6 established below.

2.6 APPLICATION TO FINE-TUNING

We can consider a variant of the problem in Sec. 2.5 aiming at fine-tuning a generative model. Suppose that we are given a process $(Y_t)_{t \in [0, T]}$

$$dY_t = b_t(Y_t) dt + \sigma_t dW_t, \quad Y_0 \sim \delta_0, \quad (18)$$

where the drift b has been tailored in such a way that $Y_{t=T} \sim \nu$ where ν is a given probability distribution. Learning such a b can for instance be done using the framework of score-based diffusion models (Song et al., 2021) or stochastic interpolants (Albergo & Vanden-Eijnden, 2022; Albergo et al., 2023) tailored to building Föllmer processes (Chen et al., 2024). Assume that we would like to fine-tune this diffusion so that it samples instead the probability distribution

$$\mu(dx) = Z^{-1} e^{r(x)} \nu(dx), \quad Z = \int_{\mathbb{R}^d} e^{r(x)} \nu(dx) < \infty, \quad (19)$$

obtained by tilting ν by the reward function $r : \mathbb{R}^d \rightarrow \mathbb{R}$ (assuming that this tilted measure is normalizable, i.e. $Z < \infty$). Such problems arise in the context of image generation where they have received a lot of attention lately. Our next result shows that it can be cast into a SOC problem.

Proposition 5. *Consider the SOC problem (1) with zero running cost, $f = 0$, and terminal cost set to minus the reward function, $g = -r$, in the objective (13). Assume also that the drift b and the volatility σ used in the SDE (3) are the same as those used in the SDE (18) that guarantee that $Y_{t=T} \sim \nu$. Then the solutions of the SDE (3) solved with the optimal u minimizing this SOC problem and $X_{t=0}^u = 0$ are such that $X_{t=T}^u \sim \mu$.*

The proof of this proposition is given in Appendix A. Note that Proposition 3 follows from Proposition 5 as a special case if we set $b_t(x) = 0$, $\sigma_t = 1$, and $T = 1$, in which case $\nu = N(0, \text{Id})$, and we can set $r(x) = -U(x) + \frac{1}{2}|x|^2$ to target $\mu(dx) = Z^{-1} e^{-U(x)} dx$.

The SOC problem in Proposition 5 can again be solved in a simulation-free way using our approach, thereby offering a simple alternative to the Adjoint Matching method proposed in (Domingo-Enrich et al., 2024). Since in practice the learned control will be imperfect, we will need to reweigh the samples to get unbiased estimates of expectations over them. It can be done using this result:

Proposition 6. *Let X_t^u solves SDE (3) from the initial condition $X_{t=0}^u = 0$ with an arbitrary (not necessary optimal) u and with the drift b and the volatility σ that guarantee that the solutions the SDE (3) satisfy $Y_{t=T} \sim \nu$. Then given any suitable test function $h : \mathbb{R}^d \rightarrow \mathbb{R}$, we have*

$$\int_{\mathbb{R}^d} h(x) \mu(dx) = Z^{-1} \mathbb{E}_{X^u} [h(X_T^u) M_r(u)], \quad Z = \int_{\mathbb{R}^d} e^{r(x)} \nu(dx) = \mathbb{E}_{X^u} [M_r(u)] \quad (20)$$

where we defined

$$M_r(u) = \exp \left(- \int_0^T \frac{1}{2} |u_t(X^u)|^2 dt - \int_0^T u_t(X_t^u) \cdot dW_t + r(X_T^u) \right) \quad (21)$$

In addition, $M_r(u) = Z$ iff u is the optimal control specified in Proposition 5.

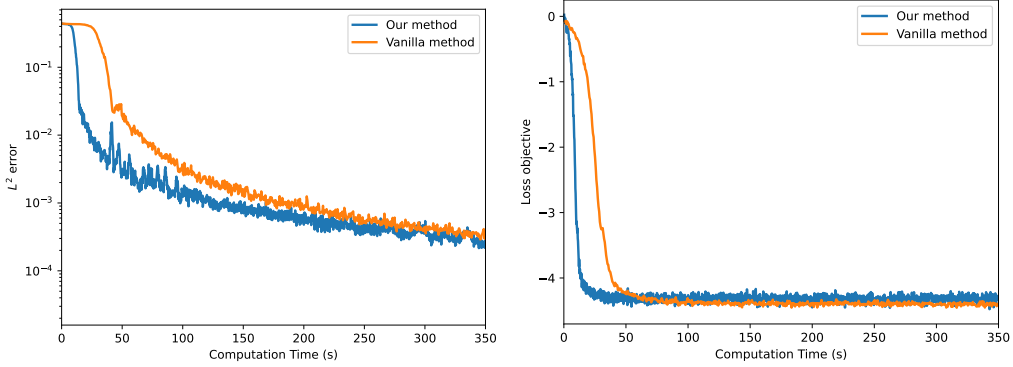


Figure 1: **Linear Ornstein-Uhlenbeck Example:** Our method outperforms the vanilla method in terms of accuracy measured by the squared L_2 error (left panel) and computational efficiency (right panel).

Model	Memory Cost (GB)	Run Time for Back-Prop (s)
Our Method	1.962 ± 0.001	0.003 ± 0.000
Vanilla Method	2.590 ± 0.001	0.177 ± 0.0006

Table 1: **Linear Ornstein-Uhlenbeck Example:** Comparison between our method and the vanilla method in terms of the GPU memory usage and runtime for one back-propagation pass. Here, we use a batch size of 5k and 256 time steps.

The proof of this proposition is given in Appendix A. Proposition 4 follows from Proposition 6 as a special case if we set $b_t(x) = 0$, $\sigma_t = 1$, $T = 1$, and $r(x) = -U(x) + \frac{1}{2}|x|^2$.

3 EXPERIMENTS

3.1 LINEAR ORNSTEIN-UHLENBECK EXAMPLE

We consider the SOC problem in (1) with $f = 0$, $g(x) = \gamma \cdot x$, $\sigma_t = \sigma = cst$, $\lambda = 1$ and $b_t(x) = Ax$, where $\gamma \in \mathbb{R}^d$ and $\sigma, A \in \mathbb{R}^d \times \mathbb{R}^d$. This example was proposed by Nüsken & Richter (2023) and its optimal control can be calculated analytically:

$$u_t^*(x) = -\sigma_0^\top \exp(A^\top (T - t))\gamma. \quad (22)$$

We take $d = 20$ and initialize the samples at $X_0 \sim \mathcal{N}(0, \frac{1}{2}\text{Id})$. We use our simulation-free method to estimate the control $u_t(x)$ after parameterizing it by a fully connected MLP with 4 layers and 128 hidden dimensions in each layer. The parameters of this MLP network are initialized with the default random initializations of PyTorch. For comparison, we also minimize the SOC objective with the vanilla method that requires differentiation though the solution of the SDE, using the same exact setup. To make fair comparisons, we use the Adam optimizer (Kingma, 2014) with the same learning rate of $3 \cdot 10^{-4}$ and the same cosine annealing learning rate scheduler for both methods.

The numerical results are shown in Figure 1 and the squared L_2 error in each figure is computed by approximating the following quantity with Monte-Carlo estimations over 256 sample trajectories

$$E = \int_0^T \mathbb{E}_{X_t^*} \left[|u_t(X_t^*) - u_t^*(X_t^*)|^2 \right] dt \quad (23)$$

where X_t^* is the process generated with the optimal control u^* and $X_0^* \sim \mathcal{N}(0, \frac{1}{2}\text{Id})$.

As compared to the vanilla method, our method is both more computationally efficient and more accurate (see Table 1 for a detailed comparison in terms of memory cost and computational time).

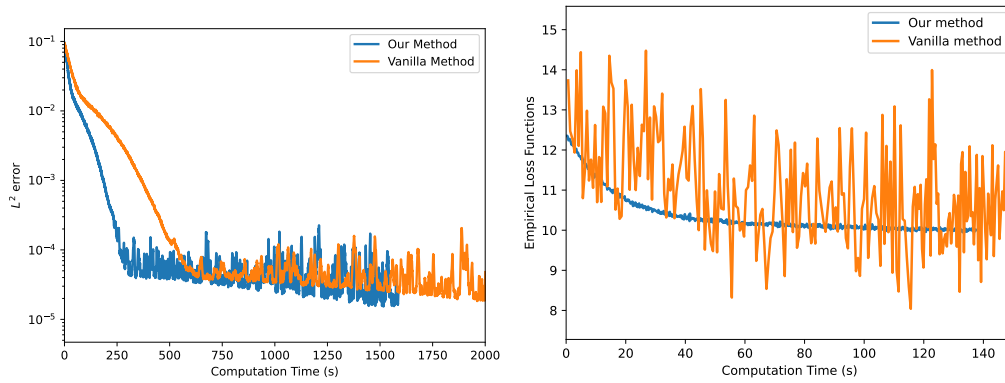


Figure 2: **Quadratic Ornstein-Uhlenbeck Example (easy setup, no warm-start)**: L^2_2 error (left panel) and training loss (right panel) for our method and the vanilla method.

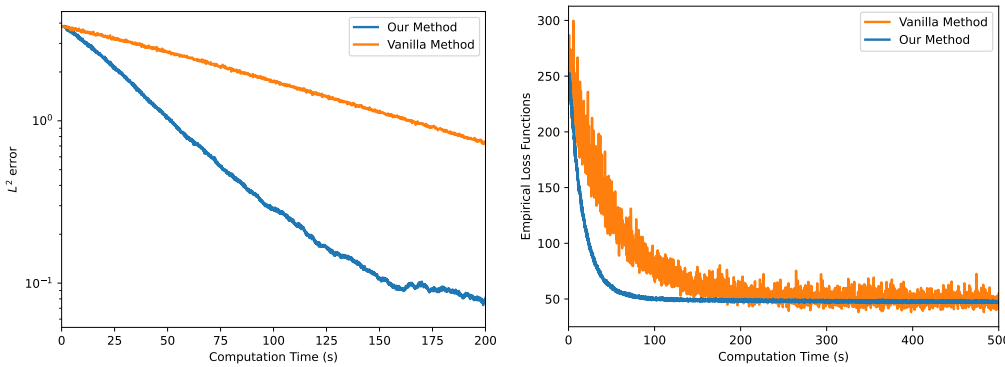


Figure 3: **Quadratic Ornstein-Uhlenbeck Example (hard setup, no warm-start)**: L^2_2 error (left panel) and training loss (right panel) for our method and the vanilla method.

3.2 QUADRATIC ORNSTEIN-UHLENBECK EXAMPLE

We also consider a more complicated case where the SOC objective includes a quadratic running cost with $f(x) = x^T P x$, $g(x) = x^T Q x$, $b_t(x) = A x$, $\sigma_t = \sigma_0$, where $P, Q, A \in \mathbb{R}^d \times \mathbb{R}^d$. This type of SOC problems are often referred to as linear quadratic regulator (LQR) and they have closed-form analytical solution (Van Handel, 2007):

$$u_t^*(x) = -2\sigma_0^\top F_t x, \quad (24)$$

where F_t solves the Riccati equation

$$\frac{dF_t}{dt} + A^\top F_t + F_t A - 2|\sigma_0^\top F_t|^2 + P = 0 \quad (25)$$

with the final condition $F_T = Q$. We consider this example in the two setups investigated by Domingo-Enrich et al. (2023):

Model	Memory Cost (GB)	Run Time for Back-Prop (s)
Our Method	0.102 ± 0.001	0.002 ± 0.003
Vanilla Method	0.160 ± 0.001	0.112 ± 0.0006

Table 2: **Quadratic Ornstein-Uhlenbeck Example (hard setup, no warm-start)**: Comparison between our model and the vanilla method in terms of the GPU memory usage and runtime for one back-propagation pass. Here, we use a batch size of 512 and 256 time steps.

Model	Bias	Memory Cost (GB)	Run Time for Back-Prop (s)
Our Method ($\sigma_0 = 1.0$)	-0.005 ± 0.000	16.95	0.0032 ± 0.000
($\sigma_0 = 3.0$)	0.032 ± 0.005	16.95	0.0032 ± 0.000
Path Integral Sampler ($\sigma_0 = 1.0$)	-0.006 ± 0.000	35.20	1.014 ± 0.0024
($\sigma_0 = 3.0$)	0.029 ± 0.007	35.20	1.014 ± 0.0024

Table 3: **Funnel distribution example:** Comparison between our model and the PIS/Neural SDEs in terms of memory cost and runtime for $\sigma = 1.0, 3.0$. Here we use a batch size of 10^4 and 400 time steps. For different experimental setups $\sigma_0 = 1.0$ and $\sigma_0 = 3.0$, the computational and memory cost are the same for the same method.

- *Easy:* $d = 20, A = 0.2I, P = 0.2I, Q = 0.1I, \sigma_0 = I, \lambda = 1, T = 1, X_0 \sim N(0, \frac{1}{2}\text{Id})$.
- *Hard:* $d = 20, A = I, P = I, Q = 0.5I, \sigma_0 = I, \lambda = 1, T = 1, X_0 \sim N(0, \frac{1}{2}I)$.

However, in contrast to what was done in [Domingo-Enrich et al. \(2023\)](#) in the hard case, we use no warm-start. We use the same neural network parameterization and initialization for $u_t(x)$ as in [Sec. 3.1](#). We quantify the gain in efficiency in terms of the memory cost and computational cost of our method over the vanilla method in [Table 2](#). In [Figures 2 and 3](#) we compare both methods in terms of L_2 accuracy and training time for both the easy and the hard setups. As can be see, with the same time of compute, our method achieve a better accuracy measured by the L_2 error than the vanilla method. Training with our method is also more stable than with vanilla method, as the fluctuations in the empirical loss functions of our method are much smaller.

3.3 SAMPLING FROM AN UNNORMALIZED DISTRIBUTION

Next, we consider an example of SOC problem relevant to the setup of [Sec. 2.5](#). Specifically we sample Neal’s funnel distribution in $d = 10$ dimension, for which $x_0 \sim N(0, \sigma_0)$ and $x_{1:9}|x_0 \sim N(0, e^{x_0}\text{Id})$. This distribution was also used by [Zhang & Chen \(2022\)](#) to test their Path Integral Sampler (PIS): it becomes exponentially challenging to sample as σ_0 increases, as the spread $x_{1:9}$ is exponentially small for negative values of x_0 and exponentially large for positive values of x_0 (hence the funnel shape of the distribution), and the spread of x_0 around 0 increases with σ_0 . We study this example with $\sigma_0 = 1$ and $\sigma_0 = 3$.

We use the same neural network parameterization as [Zhang & Chen \(2022\)](#), where the control is parameterized as follows

$$u_t^\theta(x) = \text{NN}_1^\theta(t, x) + \text{NN}_2^\theta(t) \times \nabla \log \rho(x). \quad (26)$$

Here $\rho(x)$ is the probability density function of the funnel distribution and $\nabla \log \rho(x)$ is its score. Note that the score function is the exact control we need if the time horizon $T \rightarrow \infty$. As what is reported in [Zhang & Chen \(2022\)](#), for one pass NN_1^θ and NN_2^θ , we lift the scalar t to 128 dimensions with Fourier positional encoding, followed by two fully connected layers with 64 hidden units to extract 64-dimensional signal features. We use an independent two-layer MLP to extract 64-dimensional features for x . Then, we concatenate the features of the two MLPs for x, t and use it as the input to a three-layer neural network to obtain the output. To make the problem challenging, we initialize at zero the weights of the last linear layers of NN_1^θ and NN_2^θ , so that $u_t^\theta(x) = 0$ at initialization. We use the Adam optimizer ([Kingma, 2014](#)) with a learning rate of $5 \cdot 10^{-3}$ for all the experiments on the funnel distribution example.

To measure the quality of the learned samplers, we estimate the log normalization constants $\log Z$ of the funnel distribution with $\sigma_0 = 1.0$ and $\sigma_0 = 3.0$ with the unbiased estimator given in [\(16\)](#). We report the results as well as the computational costs in [Table 3](#): our method reaches the same level of accuracy as the vanilla PIS but with much smaller memory cost and computing time, which is a big advantage for problems in high dimensions. The generated samples themselves are shown in [Figure 4](#).

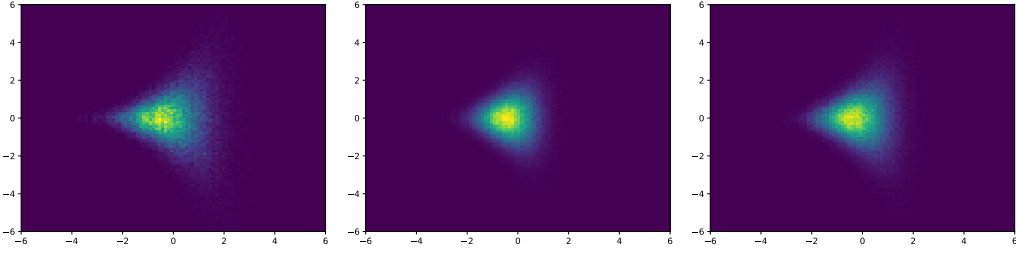


Figure 4: **Funnel distribution example** ($\sigma = 1$): The samples from the funnel distribution (left panel), Path Integral Samplers (middle panel) and our method (right panel). To plot the samples of the ten-dimensional funnel distribution in 2D, we use the independence of its coordinates $\{x_1, \dots, x_9\}$, squeeze these nine dimensions into one coordinate, and keep the first dimension x_0 .

4 CONCLUSION

We have introduced a simulation-free on-policy approach to SOC problems: we simulate trajectories using an actual control but detach this control for the computational graph when computing the gradient of the objective. This leads to a new way of training a deep neural network to learn the feedback control, which is more efficient and scalable than the vanilla method commonly used thus far. We have illustrated the efficacy of our method on several examples from the SOC literature and the sampling literature, with applications to sampling via Föllmer processes and fine-tuning of diffusion-based generative models.

Limitations. While our approach is simpler and more efficient than the vanilla method to minimize the SOC objective, it eventually performs the same minimization of the SOC objective. As a result, it is prone to the same issues: slow convergence of the training in absence of good warm-start and potential lack of convergence to the non-convexity of the SOC objective. Nevertheless the experiments reported here clearly show the potential of our approach for large-scale experiments on real-world problems, which we leave for future work.

REPRODUCIBILITY STATEMENT

All experiments done in this work rely on simply feed-forward neural networks, and can be done locally on a single GPU. Details for the network sizes are given in each experimental subsection.

ACKNOWLEDGEMENTS

We thank Michael Albergo, Joan Bruna, and Carles Domingo-Enrich for helpful discussions. EVE is supported by the National Science Foundation under Awards DMR1420073, DMS-2012510, and DMS-2134216, by the Simons Collaboration on Wave Turbulence, Grant No. 617006, and by a Vannevar Bush Faculty Fellowship.

A PROOFS OF PROPOSITIONS 5 AND 6

Proof of Proposition 5. It is well-known (Léonard, 2014; Chen et al., 2014) that the SOC problem specified in the proposition can be cast into solving the pair of partial differential equations

$$\partial_t \mu_t = -\nabla \cdot (b_t \mu_t) - \nabla \cdot (D_t \nabla \phi_t \mu_t) + \frac{1}{2} \nabla \cdot (D_t \nabla \mu_t), \quad \mu_0 = \delta_0 \quad (27)$$

$$\partial_t \phi_t = -b_t \cdot \nabla \phi_t - \frac{1}{2} \nabla \phi_t \cdot D_t \nabla \phi_t - \frac{1}{2} \nabla \cdot (D_t \nabla \phi_t), \quad \phi_T = r \quad (28)$$

where $D_t = D_t^T = \sigma_t \sigma_t^T$, μ_t is the distribution of X_t^u , and the potential ϕ_t gives the optimal control via $u_t = \sigma_t^T \nabla \phi_t$. We also know that the distribution ν_t of Y_t solves the Fokker-Planck equation

$$\partial_t \nu_t = -\nabla \cdot (b_t \nu_t) + \frac{1}{2} \nabla \cdot (D_t \nabla \nu_t), \quad \nu_0 = \delta_0 \quad (29)$$

We will prove that $X_T^u \sim \mu$ by establishing that $\mu_t(dx) = Z^{-1}e^{\phi_t(x)}\nu_t(dx)$ since this will imply that $\mu_T = \mu$ since $\nu_T = \nu$ by definition and $\phi_T = r$ by construction, so that $\mu_T = Z^{-1}e^{\phi_T}\nu_T = Z^{-1}e^r\nu = \mu$. If $\hat{\mu}_t(dx) = Z^{-1}e^{\phi_t(x)}\nu_t(dx)$, then we have

$$\begin{aligned} \partial_t \hat{\mu}_t &= Z^{-1} (\partial_t \phi_t e^{\phi_t} \nu_t + e^{\phi_t} \partial_t \nu_t), \\ -\nabla \cdot (b_t \hat{\mu}_t) &= Z^{-1} (-e^{\phi_t} \nabla \cdot (b_t \nu_t) - b_t \cdot \nabla \phi_t e^{\phi_t} \nu_t), \\ -\nabla \cdot (D_t \nabla \phi_t \hat{\mu}_t) &= Z^{-1} (-e^{\phi_t} \nabla \cdot (D_t \nabla \phi_t \nu_t) - e^{\phi_t} \nabla \phi_t \cdot D_t \nabla \phi_t \nu_t) \\ &= Z^{-1} (-e^{\phi_t} \nabla \cdot (D_t \nabla \phi_t) \nu_t - e^{\phi_t} \nabla \phi_t \cdot D_t \nabla \nu_t - e^{\phi_t} \nabla \phi_t \cdot D_t \nabla \phi_t \nu_t), \\ \frac{1}{2} \nabla \cdot (D_t \nabla \hat{\mu}_t) &= Z^{-1} (\frac{1}{2} e^{\phi_t} \nabla \cdot (D_t \nabla \nu_t) + e^{\phi_t} \nabla \phi_t \cdot D_t \nabla \nu_t \\ &\quad + \frac{1}{2} e^{\phi_t} \nabla \phi_t \cdot D_t \nabla \phi_t \nu_t + \frac{1}{2} e^{\phi_t} \nabla \cdot (D_t \nabla \phi_t) \nu_t). \end{aligned} \quad (30)$$

Inserting these expressions in (27) and using (29), several terms cancel we are left with

$$\partial_t \phi_t e^{\phi_t} \nu_t = -b_t \cdot \nabla \phi_t e^{\phi_t} \nu_t - \frac{1}{2} \nabla \phi_t \cdot D_t \nabla \phi_t e^{\phi_t} \nu_t - \frac{1}{2} e^{\phi_t} \nabla \cdot (D_t \nabla \phi_t) \nu_t. \quad (31)$$

If we divide both sides of this equation by $e^{\phi_t} \nu_t$, we recover (28). This shows that $\hat{\mu}_t(dx) = Z^{-1}e^{\phi_t(x)}\nu_t(dx)$ is indeed a solution to (27). To show that it is the solution, it remains to establish that it satisfies the initial condition in (27). To this end, notice first that, since $\nu_0 = \delta_0$, we have

$$\hat{\mu}_0(dx) = Z^{-1}e^{\phi_0(x)}\nu_0(dx) = Z^{-1}e^{\phi_0(0)}\delta_0(dx) \quad (32)$$

Second, since $\hat{\mu}_t$ satisfies (27), we must have $\int_{\mathbb{R}^d} \mu_t(dx) = 1$ for all $t \in [0, 1]$. As a result, we conclude that $e^{\phi_0(0)} = Z$, which means that $\hat{\mu}_0 = \delta_0 = \mu_0$. Since the solution pair (μ_t, ϕ_t) to (27)-(28) is unique, we must have $\mu_t = \hat{\mu}_t = Z^{-1}e^{\phi_t}\nu_t$ and hence $\mu_T = Z^{-1}e^{\phi_T}\nu_T = Z^{-1}e^r\nu$. \square

Note that it is key that $\mu_0 = \nu_0 = \delta_0$ (more generally δ_{x_0} for some $x_0 \in \mathbb{R}^d$). If the base distribution used to generate initial data in the SDEs (3) and (18) are not atomic at $x = 0$, the statement of Proposition 5 does not hold anymore, because the second equality in (32) fails. That is, our framework only allows to fine-tune generative models that use a Dirac delta distribution as base distribution.

Proof of Proposition 6. By direct application of Girsanov theorem, we have

$$\mathbb{E}_{X^u} [h(X_T^u)M_r(u)] = \mathbb{E}_Y [h(Y_T)e^{r(Y_T)}] = \int_{\mathbb{R}^d} h(x)e^{r(x)}\nu(dx), \quad (33)$$

where Y_t solves (18) and we used $Y_T \sim \nu$ to get the second equality. Multiplying both sides of (33) by Z^{-1} we deduce

$$Z^{-1}\mathbb{E}_{X^u} [h(X_T^u)M_r(u)] = Z^{-1} \int_{\mathbb{R}^d} h(x)e^{r(x)}\nu(dx) = \int_{\mathbb{R}^d} h(x)\mu(dx), \quad (34)$$

which gives the first equation in (20). Setting $h = 1$ in (33) we deduce that

$$\mathbb{E}_{X^u} [M_r(u)] = \int_{\mathbb{R}^d} e^{r(x)}\nu(dx) = Z \quad (35)$$

which gives the second equation in eq. (20). To establish that $M_r(u) = Z$ iff u is the optimal control minimizing the SOC problem specified in Proposition 5, notice that $X_T^u \sim \mu$ iff u is this optimal control. Assuming that this is the case, the first equation in eq. (20) implies that

$$\mathbb{E}_{X^u} [h(X_T^u)] = Z^{-1}\mathbb{E}_{X^u} [h(X_T^u)M_r(u)] \quad (36)$$

for all suitable test function h . This can only hold if $M_r(u) = Z$. \square

REFERENCES

- Philippe Aghion and Peter Howitt. A model of growth through creative destruction. *Econometrica*, 60(2):323–351, 1992.
- Michael S Albergo and Eric Vanden-Eijnden. Building normalizing flows with stochastic interpolants. *arXiv preprint arXiv:2209.15571*, 2022.

-
- Michael S. Albergo, Nicholas M. Boffi, and Eric Vanden-Eijnden. Stochastic interpolants: A unifying framework for flows and diffusions, 2023. URL <https://arxiv.org/abs/2303.08797>.
- Yifan Chen, Mark Goldstein, Mengjian Hua, Michael S. Albergo, Nicholas M. Boffi, and Eric Vanden-Eijnden. Probabilistic forecasting with stochastic interpolants and föllmer processes, 2024. URL <https://arxiv.org/abs/2403.13724>.
- Yongxin Chen, Tryphon Georgiou, and Michele Pavon. On the relation between optimal transport and schrödinger bridges: A stochastic control viewpoint, 2014. URL <https://arxiv.org/abs/1412.4430>.
- Kevin Clark, Paul Vicol, Kevin Swersky, and David J. Fleet. Directly fine-tuning diffusion models on differentiable rewards. In *The Twelfth International Conference on Learning Representations*, 2024.
- Carles Domingo-Enrich. A taxonomy of loss functions for stochastic optimal control, 2024. URL <https://arxiv.org/abs/2410.00345>.
- Carles Domingo-Enrich, Jiequn Han, Brandon Amos, Joan Bruna, and Ricky TQ Chen. Stochastic optimal control matching. *arXiv preprint arXiv:2312.02027*, 2023.
- Carles Domingo-Enrich, Michal Drozdal, Brian Karrer, and Ricky T. Q. Chen. Adjoint matching: Fine-tuning flow and diffusion generative models with memoryless stochastic optimal control, 2024. URL <https://arxiv.org/abs/2409.08861>.
- Ying Fan, Olivia Watkins, Yuqing Du, Hao Liu, Moonkyung Ryu, Craig Boutilier, Pieter Abbeel, Mohammad Ghavamzadeh, Kangwook Lee, and Kimin Lee. Reinforcement learning for fine-tuning text-to-image diffusion models. *Advances in Neural Information Processing Systems*, 36, 2024.
- Wendell H Fleming and Raymond W Rishel. *Deterministic and stochastic optimal control*, volume 1. Springer Science & Business Media, 2012.
- Wendell H Fleming and Jerome L Stein. Stochastic optimal control, international finance and debt. *Journal of Banking & Finance*, 28(5):979–996, 2004. ISSN 0378-4266. doi: [https://doi.org/10.1016/S0378-4266\(03\)00138-9](https://doi.org/10.1016/S0378-4266(03)00138-9). URL <https://www.sciencedirect.com/science/article/pii/S0378426603001389>.
- H Föllmer. Time reversal on wiener space. *Stochastic Processes—Mathematics and Physics*, pp. 119–129, 1986.
- Maximilien Germain, Huyên Pham, and Xavier Warin. Neural networks-based algorithms for stochastic control and PDEs in finance. *Machine Learning And Data Sciences For Financial Markets: A Guide To Contemporary Practices*, 2021.
- Emmanuel Gobet and Rémi Munos. Sensitivity analysis using itô–malliavin calculus and martingales, and application to stochastic optimal control. *SIAM Journal on control and optimization*, 43(5): 1676–1713, 2005.
- Jiequn Han and Weinan E. Deep learning approximation for stochastic control problems. *arXiv preprint arXiv:1611.07422*, 2016.
- Jiequn Han, Arnulf Jentzen, and Weinan E. Solving high-dimensional partial differential equations using deep learning. *Proceedings of the National Academy of Sciences*, 115(34):8505–8510, 2018.
- Carsten Hartmann, Ralf Banisch, Marco Sarich, Tomasz Badowski, and Christof Schütte. Characterization of rare events in molecular dynamics. *Entropy*, 16(1):350–376, 2013.
- Carsten Hartmann, Lorenz Richter, Christof Schütte, and Wei Zhang. Variational characterization of free energy: Theory and algorithms. *Entropy*, 19(11), 2017. ISSN 1099-4300. doi: 10.3390/e19110626. URL <https://www.mdpi.com/1099-4300/19/11/626>.
- Lars Holdijk, Yuanqi Du, Ferry Hooft, Priyank Jaini, Bernd Ensing, and Max Welling. Stochastic optimal control for collective variable free sampling of molecular transition paths, 2023. URL <https://arxiv.org/abs/2207.02149>.

-
- Ruimeng Hu and Mathieu Lauriere. Recent developments in machine learning methods for stochastic control and games. *To appear in Numerical Algebra, Control and Optimization (arXiv preprint arXiv:2303.10257)*, 2024.
- Jian Huang, Yuling Jiao, Lican Kang, Xu Liao, Jin Liu, and Yanyan Liu. Schrödinger-Föllmer sampler: sampling without ergodicity. *arXiv preprint arXiv:2106.10880*, 2021.
- Côme Huré, Huyên Pham, and Xavier Warin. Deep backward schemes for high-dimensional nonlinear pdes. *Mathematics of Computation*, 89(324):1547–1579, 2020.
- Côme Huré, Huyên Pham, Achref Bachouch, and Nicolas Langrené. Deep neural networks algorithms for stochastic control problems on finite horizon: convergence analysis. *SIAM Journal on Numerical Analysis*, 59(1):525–557, 2021.
- Shaolin Ji, Shige Peng, Ying Peng, and Xichuan Zhang. Three algorithms for solving high-dimensional fully coupled fbsdes through deep learning. *IEEE Intelligent Systems*, 35(3):71–84, 2020.
- Yuling Jiao, Lican Kang, Yanyan Liu, and Youzhou Zhou. Convergence analysis of Schrödinger-Föllmer sampler without convexity. *arXiv preprint arXiv:2107.04766*, 2021.
- Diederik P Kingma. Adam: A method for stochastic optimization. *arXiv preprint arXiv:1412.6980*, 2014.
- Christian Léonard. A survey of the schrödinger problem and some of its connections with optimal transport. *Discrete & Continuous Dynamical Systems-A*, 34(4):1533–1574, 2014.
- Xuechen Li, Ting-Kam Leonard Wong, Ricky TQ Chen, and David K Duvenaud. Scalable gradients and variational inference for stochastic differential equations. In *Symposium on Advances in Approximate Bayesian Inference*, pp. 1–28. PMLR, 2020.
- Han Cheng Lie. Fréchet derivatives of expected functionals of solutions to stochastic differential equations, 2021. URL <https://arxiv.org/abs/2106.09149>.
- Shakir Mohamed, Mihaela Rosca, Michael Figurnov, and Andriy Mnih. Monte carlo gradient estimation in machine learning. *Journal of Machine Learning Research*, 21(132):1–62, 2020. URL <http://jmlr.org/papers/v21/19-346.html>.
- Richard E Mortensen. Stochastic optimal control: Theory and application (robert f. stengel), 1989.
- Nikolas Nüsken and Lorenz Richter. Solving high-dimensional hamilton-jacobi-bellman pdes using neural networks: perspectives from the theory of controlled diffusions and measures on path space, 2023. URL <https://arxiv.org/abs/2005.05409>.
- NG Pavlov, S Koptyaev, GV Lihachev, AS Voloshin, AS Gorodnitskiy, MV Ryabko, SV Polonsky, and ML Gorodetsky. Narrow-linewidth lasing and soliton kerr microcombs with ordinary laser diodes. *Nature Photonics*, 12(11):694–698, 2018.
- Huyên Pham. *Continuous-time stochastic control and optimization with financial applications*, volume 61. Springer Science & Business Media, 2009.
- Jannes Quer and Enric Ribera Borrell. Connecting stochastic optimal control and reinforcement learning, 2024. URL <https://arxiv.org/abs/2211.02474>.
- Enric Ribera Borrell, Jannes Quer, Lorenz Richter, and Christof Schütte. Improving control based importance sampling strategies for metastable diffusions via adapted metadynamics. *SIAM Journal on Scientific Computing*, 46(2):S298–S323, 2024. doi: 10.1137/22M1503464.
- Yang Song, Jascha Sohl-Dickstein, Diederik P. Kingma, Abhishek Kumar, Stefano Ermon, and Ben Poole. Score-based generative modeling through stochastic differential equations, 2021. URL <https://arxiv.org/abs/2011.13456>.

-
- Richard S Sutton, David McAllester, Satinder Singh, and Yishay Mansour. Policy gradient methods for reinforcement learning with function approximation. In S. Solla, T. Leen, and K. Müller (eds.), *Advances in Neural Information Processing Systems*, volume 12. MIT Press, 1999. URL https://proceedings.neurips.cc/paper_files/paper/1999/file/464d828b85b0bed98e80ade0a5c43b0f-Paper.pdf.
- Evangelos Theodorou, Freek Stulp, Jonas Buchli, and Stefan Schaal. An iterative path integral stochastic optimal control approach for learning robotic tasks. *IFAC Proceedings Volumes*, 44(1): 11594–11601, 2011.
- Belinda Tzen and Maxim Raginsky. Neural stochastic differential equations: Deep latent gaussian models in the diffusion limit. *arXiv preprint arXiv:1905.09883*, 2019.
- Masatoshi Uehara, Yulai Zhao, Kevin Black, Ehsan Hajiramezanali, Gabriele Scalia, Nathaniel Lee Diamant, Alex M Tseng, Tommaso Biancalani, and Sergey Levine. Fine-tuning of continuous-time diffusion models as entropy-regularized control, 2024.
- Ramon Van Handel. Stochastic calculus, filtering, and stochastic control. *Course notes.*, URL <http://www.princeton.edu/rvan/acm217/ACM217.pdf>, 14, 2007.
- Francisco Vargas, Andrius Ovsianas, David Fernandes, Mark Girolami, Neil D Lawrence, and Nikolas Nüsken. Bayesian learning via neural schrödinger–föllmer flows, 2023.
- Ronald J. Williams. Toward a theory of reinforcement-learning connectionist systems. Technical Report NU-CCS-88-3, Northeastern University, College of Computer Science, 1988.
- Ronald J Williams. Simple statistical gradient-following algorithms for connectionist reinforcement learning. *Machine learning*, 8:229–256, 1992.
- Jichuan Yang and Harold J. Kushner. A monte carlo method for sensitivity analysis and parametric optimization of nonlinear stochastic systems. *SIAM Journal on Control and Optimization*, 29(5): 1216–1249, 1991. doi: 10.1137/0329064.
- Qinsheng Zhang and Yongxin Chen. Path integral sampler: A stochastic control approach for sampling. In *International Conference on Learning Representations*, 2022.