
FAN: Fourier Analysis Networks

Yihong Dong^{1*}, Ge Li^{1*}, Yongding Tao¹, Xue Jiang¹, Kechi Zhang¹, Jia Li^{σ1},
Jinliang Deng², Jing Su³, Jun Zhang³, Jingjing Xu³

¹School of Computer Science, Peking University

²The Hong Kong University of Science and Technology ³ByteDance
dongyh@stu.pku.edu.cn, lige@pku.edu.cn

Abstract

Despite the remarkable successes of general-purpose neural networks, such as MLPs and Transformers, we find that they exhibit notable shortcomings in modeling and reasoning about periodic phenomena, achieving only marginal performance within the training domain and failing to generalize effectively to out-of-domain (OOD) scenarios. Periodicity is ubiquitous throughout nature and science. Therefore, neural networks should be equipped with the essential ability to model and handle periodicity. In this work, we propose FAN, a novel general-purpose neural network that offers broad applicability similar to MLP while effectively addressing periodicity modeling challenges. Periodicity is naturally integrated into FAN’s structure and computational processes by introducing the Fourier Principle. Unlike existing Fourier-based networks, which possess particular periodicity modeling abilities but are typically designed for specific tasks, our approach maintains the general-purpose modeling capability. Therefore, FAN can seamlessly replace MLP in various model architectures with fewer parameters and FLOPs. Through extensive experiments, we demonstrate the superiority of FAN in periodicity modeling tasks and the effectiveness and generalizability of FAN across a range of real-world tasks, e.g., symbolic formula representation, time series forecasting, language modeling, and image recognition.

1 Introduction

The flourishing of modern machine learning and artificial intelligence is inextricably linked to the revolutionary advancements in the foundational architecture of general-purpose neural networks. For instance, multi-layer perceptron (MLP) (Rosenblatt, 1958; Haykin, 1998) plays a pivotal role in laying the groundwork for current deep learning models, with its expressive power guaranteed by the universal approximation theorem (Hornik et al., 1989). Recent claims about the impressive performance of large models on various tasks are typically supported by Transformer architecture (Vaswani et al., 2017; Touvron et al., 2023; OpenAI, 2023). In this context, the community’s enthusiasm for research on neural networks has never diminished. Some emerged neural networks demonstrate notable capabilities in specific fields (Gu & Dao, 2023; Liu et al., 2024), sparking widespread discussion within the community.

Beneath the surface of apparent prosperity, we uncover a critical issue that remains in existing general-purpose neural networks: *they struggle to model the periodicity from data, especially in OOD scenarios*. We showcase this issue through an empirical study as illustrated in Figure 1. The

*Equal Contribution

[†]This work was supported by a cooperation project between Peking University and ByteDance Company. During this time, Yihong was also an intern at ByteDance.

[‡]The code is available at <https://github.com/YihongDong/FAN>

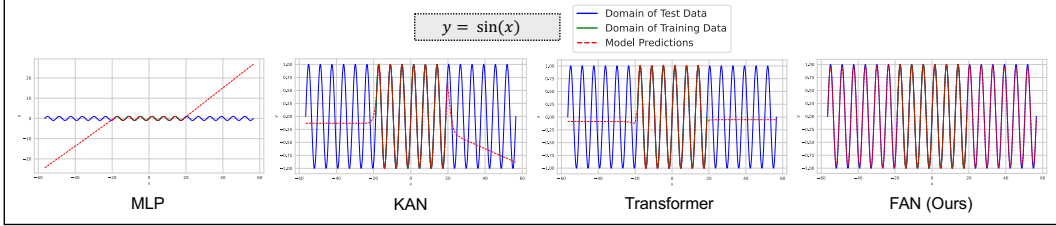


Figure 1: The performance of different neural networks within and outside the domain of their training data for the sine function, where x is a scalar variable.

results indicate that existing neural networks, including MLP (Rosenblatt, 1958), KAN (Liu et al., 2024), and Transformer (Vaswani et al., 2017), face difficulties in fitting periodic functions, even on a simple sine function. Although they demonstrate some proficiency in interpolation within the domain of training data, they tend to falter when faced with extrapolation challenges of test data. This signifies that their generalization capacity is primarily dictated by the scale and diversity of the training data, rather than by the learned principles of periodicity to perform reasoning.

Periodicity is an essential characteristic in various forms of reasoning and generalization, as it provides a basis for predictability in many natural and engineered systems by leveraging recurring patterns in observations. Besides periodic phenomena, non-periodic phenomena can also be contextualized or explained within some larger or more macro-periodic framework. Although some Fourier-based networks exhibit particular periodic modeling abilities, they are primarily tailored for specific tasks (Silvescu, 1999; Liu, 2013) and do not work well as the networks deepen (Liu et al., 2020), which limits their applicability to the general task such as language modeling (Uteuliyeva et al., 2020). However, our goal is to exploit periodicity to benefit a broader range of tasks including language modeling. To achieve this, *we aim to develop a general-purpose neural network that accommodates modeling and reasoning capabilities for periodicity.*

In this paper, we propose a Fourier Analysis Network (FAN), a novel general-purpose neural network built upon the principle of Fourier Analysis. By leveraging the power of Fourier Series, we enable the neural network to model periodic patterns and extrapolate beyond them, offering the network a way to model the general principles from the data. FAN follows two core principles, the first ensures that its periodic modeling capacity scales with network depth, while the second guarantees periodic modeling available throughout the network. As a result, FAN exhibits exceptional capabilities in periodicity modeling, while maintaining broad applicability to the general task, which holds great potential as a substitute for MLP, with fewer parameters and FLOPs.

To verify the effectiveness of FAN, we conduct extensive experiments from two main aspects: periodicity modeling and application of real-world tasks. 1) For periodicity modeling, FAN achieves significant improvements in fitting both basic and complex periodic functions, compared to existing neural networks (including MLP, KAN, and Transformer), particularly in OOD scenarios. 2) FAN shows superior performance in various real-world tasks, such as symbolic formula representation, time series forecasting, language modeling, and image recognition. Using FAN outperforms the representative models in various tasks, including MLP, Transformer, KAN, LSTM, Mamba, and CNN. Notably, compared to Fourier-based networks, FAN accommodates both periodicity modeling and language modeling tasks well. When scaling up model size and training tokens, using FAN exhibits a steeper scaling law curve than standard Transformer. The advantageous characteristics and promising results indicate that FAN has the potential to become a basic component for building fundamental large models.

2 Preliminary Knowledge

Fourier Analysis (Stein & Weiss, 1971; Duoandikoetxea, 2024) is a mathematical framework that decomposes functions into their constituent frequencies, revealing the underlying periodic structures within complex functions. At the heart of this analysis lies Fourier Series (Tolstov, 2012), which expresses a periodic function as an infinite sum of sine and cosine terms. Mathematically, for a function $f(x)$, its Fourier Series expansion can be represented as:

$$f(x) = a_0 + \sum_{n=1}^{\infty} \left(a_n \cos\left(\frac{2\pi nx}{T}\right) + b_n \sin\left(\frac{2\pi nx}{T}\right) \right), \quad (1)$$

where T is the period of the function, and the coefficients a_n and b_n are determined by integrating the function over one period:

$$a_n = \frac{1}{T} \int_0^T f(x) \cos\left(\frac{2\pi nx}{T}\right) dx, \quad b_n = \frac{1}{T} \int_0^T f(x) \sin\left(\frac{2\pi nx}{T}\right) dx. \quad (2)$$

The power of Fourier Series lies in its ability to represent a wide variety of functions, including non-periodic functions through periodic extensions, enabling the extraction of frequency components. Building on this mathematical foundation, FAN aims to embed the periodic characteristics directly into network architecture, enhancing generalization capabilities and performance on various tasks, particularly in scenarios requiring the identification of patterns and regularities.

3 Fourier Analysis Network (FAN)

In this section, we first construct a naive neural network modeled by the formula of Fourier Series. Then, by modifying and improving it, we design FAN adhering to two core principles. Finally, we discuss the difference between the FAN layer and MLP layer.

Consider a task involving input-output pairs $\{x_i, y_i\}$, with the objective of identifying a function $f(x) : \mathbb{R}^{d_x} \rightarrow \mathbb{R}^{d_y}$ that approximates the relationship such that $y_i \approx f(x_i)$ for all x_i , where d_x and d_y denote the dimensions of x and y , respectively. We first construct a shallow neural network $f_S(x)$ that represents Fourier Series expansion of the function, specifically $\mathcal{F}\{f(x)\}$, as described in Eq. (1), we can express $f_S(x)$ as follows:

$$\begin{aligned} f_S(x) &\triangleq a_0 + \sum_{n=1}^N \left(a_n \cos\left(\frac{2\pi nx}{T}\right) + b_n \sin\left(\frac{2\pi nx}{T}\right) \right), \\ &\stackrel{(I)}{=} a_0 + \sum_{n=1}^N (w_n^c \cos(w_n^{\text{in}}x) + w_n^s \sin(w_n^{\text{in}}x)), \\ &\stackrel{(II)}{=} B + [w_1^c, w_2^c, \dots, w_n^c] \cos([w_1^{\text{in}} || w_2^{\text{in}} || \dots || w_n^{\text{in}}]x) \\ &\quad + [w_1^s, w_2^s, \dots, w_n^s] \sin([w_1^{\text{in}} || w_2^{\text{in}} || \dots || w_n^{\text{in}}]x) \\ &= B + W_c \cos(W_{\text{in}}x) + W_s \sin(W_{\text{in}}x), \\ &\stackrel{(III)}{=} B + W_{\text{out}}[\cos(W_{\text{in}}x) || \sin(W_{\text{in}}x)], \end{aligned} \quad (3)$$

where $B \in \mathbb{R}^{d_y}$, $W_{\text{in}} \in \mathbb{R}^{N \times d_x}$, and $W_{\text{out}} \in \mathbb{R}^{d_y \times 2N}$ are learnable parameters, (I) follows that the computation of a_n and b_n computed via Eq. (2) is definite integral, (II) and (III) follows the equivalence of the matrix operations, $[|\cdot|]$ and $[\cdot, \cdot]$ denotes the concatenation along the first and second dimension, respectively.

To fully leverage the advantages of deep learning, we can stack the aforementioned network $f_S(x)$ to form a deep network $f_D(x)$, where the i -th layer, denoted as $l_i(x)$, retains the same structural design as $f_S(x)$. Therefore, $f_D(x)$ can be formulated as:

$$f_D(x) = l_L \circ l_{L-1} \circ \dots \circ l_1 \circ x, \quad (4)$$

where $l_1 \circ x$ denotes the application of the left function l_1 to the right input x , that is $l_1(x)$. However, we discover that the direct stacking of $f_S(x)$ results in the primary parameters of the network $f_D(x)$ focusing on learning the angular frequency ($\omega_n = \frac{2\pi n}{T}$), thereby neglecting the learning of the Fourier coefficients (a_n and b_n), as follows:

$$\begin{aligned} f_D(x) &= l_L(l_{L-1} \circ l_{L-2} \circ \dots \circ l_1 \circ x) \\ &= B^L + W_{\text{out}}^L[\cos(W_{\text{in}}^L(l_{1:L} \circ x) || \sin(W_{\text{in}}^L(l_{1:L} \circ x))] \end{aligned} \quad (5)$$

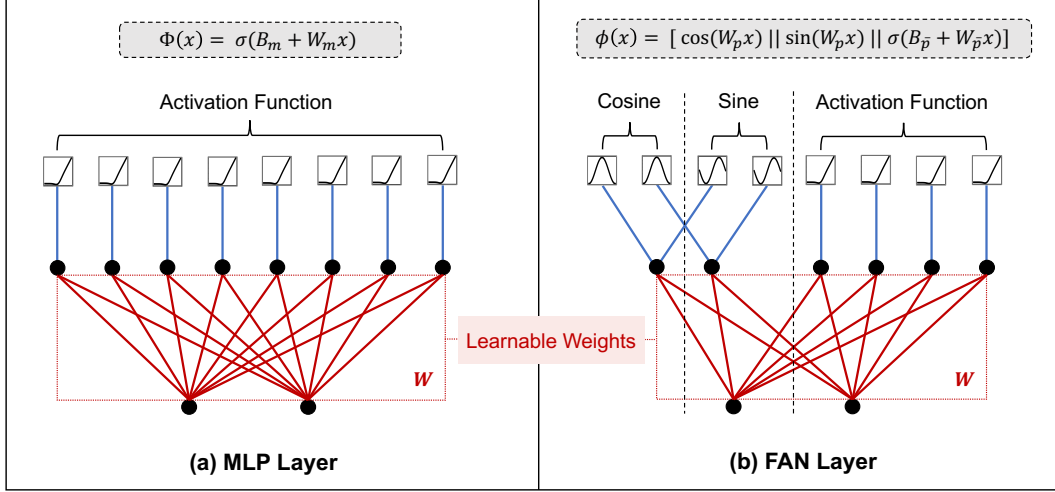


Figure 2: Illustrations of FAN layer $\phi(x)$ vs. MLP layer $\Phi(x)$.

where $l_{1:L} \circ x$ is defined as $l_{L-1} \circ l_{L-2} \circ \dots \circ l_1 \circ x$, $W_{in}^L(l_{1:L} \circ x)$ is used to approximate the angular frequencies, and W_{out}^L is used to approximate the Fourier coefficients. We can find that the capacity of $f_D(x)$ to fit the Fourier coefficients is independent of the depth of $f_D(x)$, which is an undesirable outcome. It will limit the network's representation ability, hindering to address the complex tasks.

To this end, we design FAN based on the following principles: 1) the capacity of FAN to represent the Fourier coefficients should be positively correlated to its depth; 2) the output of any hidden layer can be employed to model periodicity using Fourier Series through the subsequent layers. The first one enhances the expressive power of FAN for periodicity modeling by leveraging its depth, while the second one ensures that the features of FAN's intermediate layers are available to perform periodicity modeling.

Suppose we decouple $f_S(x)$ as follows:

$$f_S(x) = f_{out} \circ f_{in} \circ x, \quad (6)$$

where

$$f_{in}(x) = [\cos(W_{in}x) \parallel \sin(W_{in}x)], \quad (7)$$

$$f_{out}(x) = B + W_{out}x. \quad (8)$$

To satisfy both principles, the inputs of the intermediate layers in FAN necessitate to employ f_{in} and f_{out} simultaneously, rather than applying them sequentially.

Finally, FAN is designed on this basis, with the FAN layer $\phi(x)$ defined as below:

$$\phi(x) \triangleq [\cos(W_p x) \parallel \sin(W_p x) \parallel \sigma(B_{\bar{p}} + W_{\bar{p}} x)], \quad (9)$$

where $W_p \in \mathbb{R}^{d_x \times d_p}$, $W_{\bar{p}} \in \mathbb{R}^{d_x \times d_{\bar{p}}}$, and $B_{\bar{p}} \in \mathbb{R}^{d_{\bar{p}}}$ are learnable parameters (with the hyper-parameters d_p and $d_{\bar{p}}$ indicating the first dimension of W_p and $W_{\bar{p}}$, respectively), the layer output $\phi(x) \in \mathbb{R}^{2d_p + d_{\bar{p}}}$, and σ denotes the activation function. Under this definition, the MLP layer can be regarded as a special form of Eq. equation 9, when W_p are learned to be zero metrics, which provide a way for FAN to maintain general-purpose modeling abilities as MLP.

The entire FAN is defined as the stacking of the FAN layer $\phi(x)$ as follows:

$$\text{FAN}(x) = \phi_L \circ \phi_{L-1} \circ \dots \circ \phi_1 \circ x, \quad (10)$$

where

$$\phi_l(x) = \begin{cases} [\cos(W_p^l x) \parallel \sin(W_p^l x) \parallel \sigma(B_{\bar{p}}^l + W_{\bar{p}}^l x)], & \text{if } l < L, \\ B^L + W^L x, & \text{if } l = L, \end{cases} \quad (11)$$

Table 1: Comparison of FAN layer and MLP layer, where d_p is a hyperparameter of FAN layer and defaults to $\frac{1}{4}d_{\text{output}}$ in this paper, d_{input} and d_{output} denote the input and output dimensions of the neural network layer, respectively. In our evaluation, the floating point of operations (FLOPs) for any arithmetic operations are considered as 1, and for Boolean operations as 0.

	MLP Layer	FAN layer
Formula	$\Phi(x) = \sigma(B_m + W_m x)$	$\phi(x) = [\cos(W_p x) \parallel \sin(W_p x) \parallel \sigma(B_{\bar{p}} + W_{\bar{p}} x)]$
Num of Params	$(d_{\text{input}} \times d_{\text{output}}) + d_{\text{output}}$	$(1 - \frac{d_p}{d_{\text{output}}}) \times ((d_{\text{input}} \times d_{\text{output}}) + d_{\text{output}})$
FLOPs	$2 \times (d_{\text{input}} \times d_{\text{output}}) + \text{FLOPs}_{\text{non-linear}} \times d_{\text{output}}$	$(1 - \frac{d_p}{d_{\text{output}}}) \times 2 \times (d_{\text{input}} \times d_{\text{output}}) + \text{FLOPs}_{\text{non-linear}} \times d_{\text{output}}$

The difference between FAN and MLP. The illustrations of FAN layer $\phi(x)$ vs. MLP layer $\Phi(x)$ are shown in Figure 2. Note that the FAN layer $\phi(x)$ computed via Eq. (9) can seamlessly replace the MLP layer $\Phi(x)$ computed via Eq. (12) in various models with fewer parameters and FLOPs, achieved by sharing the parameters and computation of Sin and Cos parts. The number of parameters and FLOPs of the FAN layer compared to the MLP layer are presented in Table 1. The reduction ratio of parameters and FLOPs is about $\frac{d_p}{d_{\text{output}}}$, which is set to $\frac{1}{4}$ by default in this paper.

In this section, we first introduce the baselines of our experiments. Second, we verify the superiority of FAN in periodicity modeling tasks (Section 3.1). Third, we demonstrate the effectiveness and generalizability of FAN across a range of real-world tasks (Section 3.2). Finally, we conduct further analysis of FAN (Section 3.3), including comparisons with Fourier-based networks, scaling laws, running time, etc. See Appendix B for more experiments and the experimental details can be found in Appendix C.

Baselines. In our experiments, we mainly compare FAN with the following baselines: 1) **MLP** (Rosenblatt, 1958), 2) **Transformer** (Vaswani et al., 2017), 3) **KAN** (Liu et al., 2024), 4) **LSTM** (Hochreiter & Schmidhuber, 1997), 5) **Mamba** (Gu & Dao, 2023), 6) **CNN** (LeCun et al., 1998). In analysis, we also compare FAN with **Fourier-based networks** (Silvescu, 1999; Liu, 2013; Li et al., 2021). Details of the baselines are given in Appendix F. Moreover, we further include the following variants of FAN into our comparisons: I) **FAN (Gated)**: a variant of FAN that adds gates to control the tendency of the layer, with the formula defined as $\phi_g(x) = [g \cdot \cos(W_p x) \parallel g \cdot \sin(W_p x) \parallel (1 - g) \cdot \sigma(B_{\bar{p}} + W_{\bar{p}} x)]$, where g is a learnable parameter. II) **Transformer with FAN and Transformer with FAN (Gated)**: we replace each MLP layer in Transformer with the FAN layer computed via Eq. (9) and the layer of FAN (Gated), respectively. III) **CNN with FAN**: similarly, we replace each MLP layer in CNN with the FAN layer.

3.1 Periodicity Modeling

Setup. In periodic modeling tasks, we select periodic functions with practical significance and compare the models’ performance in learning the underlying principles of periodicity. Specifically, we generate data from periodic functions over a large domain, using a portion of this domain as training data and the entire domain as test data, i.e., a part of test data would be out of the domain of training data. We compare FAN and its variant FAN (Gated), with MLP, KAN, and Transformer. The input of this task is scalar.

Results. Figure 3, along with Figure 8 of Appendix, show the performance of FAN and other baselines in periodicity modeling. The results indicate that existing neural networks, including MLP, KAN, and Transformers, exhibit notable deficiencies in their ability to model periodicity. Although they attempt to fit these periodic functions, their ability limits their performance in modeling a large domain of periodicity, including the test data within and outside the domain of the training data. In contrast, FAN significantly outperforms baselines in all these tasks of periodicity modeling. Moreover, FAN performs exceptionally well on the test data both within and outside the domain, indicating that our specialized design of FAN can effectively model and understand periodicity rather than merely memorize the training data.

We also compare the training process of different models on the tasks of learning complex periodic functions, as shown in Figure 4, which leads to the following findings. 1) FAN far exceeds the

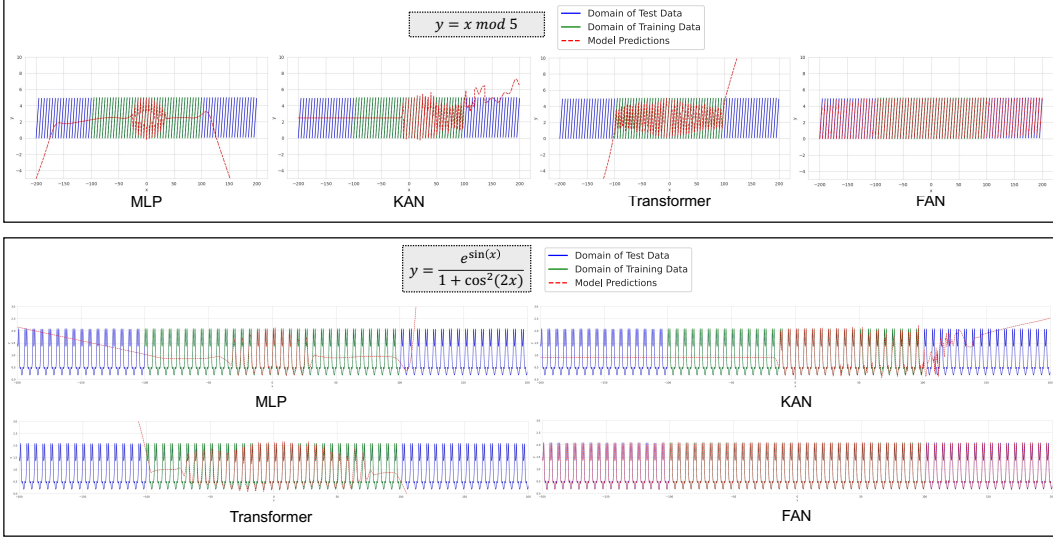


Figure 3: The performance of FAN in periodicity modeling compared to MLP, KAN, and Transformer, where the **green line** represents the test data within the domain of training data, while the **blue line** represents the test data outside the domain of training data.

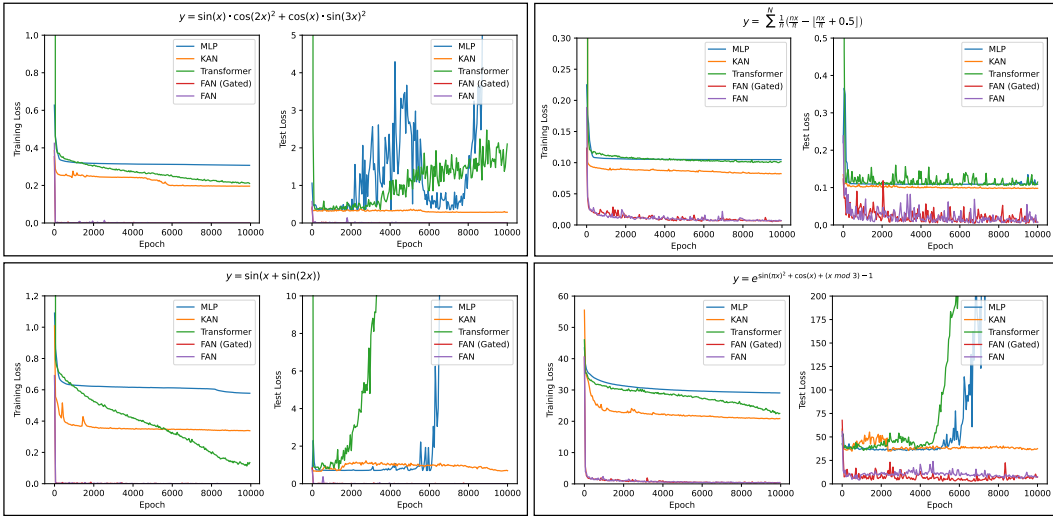


Figure 4: Comparison of training and test losses for different models on the tasks of learning complex periodic functions.

other baselines in both convergence speed and final effects. 2) FAN (Gated) often achieves faster convergence than FAN, but the final performance remains comparable. 3) Although the baselines show stabilization or gradual reductions in training loss as the number of epochs increases, their modeling may have diverged considerably from the distribution of the test data, resulting in a sharp increase in test loss. This phenomenon further demonstrates the shortcomings of these models in capturing periodicity.

3.2 Application of Real-world Task

1) Symbolic Formula Representation is a common task in both mathematics and physics. We follow the experiments conducted in KAN’s paper (Liu et al., 2024), adhering to the same tasks, data, hyperparameters, and baselines. In addition to the original baselines, we also include Transformer for comparison in this task.

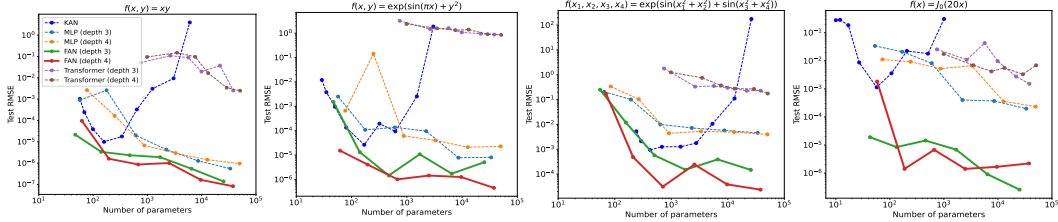


Figure 5: Comparisons of FAN with the baselines, including MLP, KAN, and Transformer, across varying numbers of parameters on symbolic formula representation tasks.

Results. Figure 5 shows the performance of different models applied to common functions in mathematics and physics. We can observe that while KAN remains competitive with FAN when the number of parameters is small, its performance declines clearly as the number of parameters increases, which exhibits a U-shaped trend (Liu et al., 2024). In contrast, as the number of parameters becomes large, FAN consistently outperforms the other baselines, including MLP, KAN, and Transformer, in fitting these functions, despite many of these functions being only partially periodic or even implicitly periodic. This may be attributed to FAN’s ability to capture and model both periodic and non-periodic features and the advantages of fewer parameters. These results indicate that although FAN enhances its ability to model periodicity, it does not compromise its capacity to fit non-periodic functions.

2) Time Series Forecasting plays a critical role in various real-world applications. We employ four public datasets of this task to assess the model performance on time series forecasting, including Weather (Wu et al., 2021), Exchange (Lai et al., 2018), Traffic (Wu et al., 2021), and ETTh (Zhou et al., 2021) datasets. For each dataset, we input 96 previous time steps and forecast the subsequent time steps of $\{96, 192, 336, 720\}$. In this task, we choose the sequence models as baselines, including LSTM, Mamba, and Transformer.

Results. As shown in Table 2 (See Table 7 of Appendix for complete results), we compare the performance of Transformer with FAN and other baselines for time series forecasting tasks. The results indicate that Transformer with FAN outperforms other representative sequence models in these tasks. The improvements of Transformer with FAN and FAN (Gated) over standard Transformer are notable, with average relative improvements ranging from 15.0% to 15.6% for MSE and from 7.6% to 8.4% for MAE. It suggests that incorporating explicit periodic pattern encoding within neural networks improves time series forecasting performance in real-world applications.

Table 2: Average performance on different public datasets and output lengths in time series forecasting tasks, where Input Length = 96 and the **bold** value indicates the best performance.

Model	Num of Params	Average	
		MSE ↓	MAE ↓
LSTM	12.51M	1.083	0.726
Mamba	12.69M	1.002	0.668
Transformer	12.12M	0.994	0.689
w/ FAN (Gated)	11.07M	0.845	0.637
w/ FAN	11.06M	0.839	0.631
Improvements	↓ 1.06M	↓ 15.6%	↓ 8.4%

3) Language Modeling is a fundamental task in natural language processing. We conduct language modeling using the SST-2 (Socher et al., 2013) dataset and evaluate the model’s performance on its test set, as well as on the related datasets such as IMDB (Maas et al., 2011), Sentiment140 (Sahni et al., 2017), and Amazon Reviews (Linden et al., 2003). These four classic datasets all belong to the field of sentiment analysis. The comparisons are between Transformer with FAN and FAN (Gated), along with the classic sequence models, including LSTM, Mamba, and Transformer.

Results. We report the performance comparison between different sequence models across four sentiment analysis datasets, as shown in Table 3. The results indicate that Transformer with FAN achieves clear improvements compared to the standard Transformer and other baselines, such as LSTM and Mamba, especially for zero-shot OOD performance on IMDB, Sentiment140, and Amazon Reviewers datasets. Using FAN achieves the relative improvements up to 14.65% and 8.50% in terms of Loss and Accuracy respectively, while reducing parameter numbers by about 14.16M. It indicates the potential of periodicity modeling to enhance both effectiveness and generalization on cross-domain language modeling and sentiment analysis tasks.

Table 3: Performance of different sequence models on language modeling tasks, where the models are trained on the training set of SST-2 and evaluated on the other datasets, the **bold** value indicates the best performance on each column, the **bold italic** indicates the second-best performance, and the improvements represent relative improvements of using FAN based on standard Transformer.

Model	Num of Params	SST-2 (test)		IMDB		Sentiment140		Amazon Reviews	
		Loss ↓	Acc ↑	Loss ↓	Acc ↑	Loss ↓	Acc ↑	Loss ↓	Acc ↑
LSTM	120.14M	0.4760	80.60	0.6449	64.38	0.8026	59.79	0.5791	71.52
Mamba	129.73M	0.4335	79.59	0.6863	62.03	0.7871	58.74	0.6163	67.19
Transformer	109.48M	0.4297	81.19	0.5649	69.94	0.8891	57.79	0.5563	71.55
w/ FAN (Gated)	95.33M	0.4250	80.39	0.5817	70.12	0.7947	61.94	0.4835	76.89
w/ FAN	95.32M	0.4094	81.54	0.5225	73.98	0.8257	60.93	0.4748	77.63
Improvements	↓ 14.16M	↓ 4.72%	↑ 0.43%	↓ 7.51%	↑ 5.78%	↓ 7.13%	↑ 5.43%	↓ 14.65%	↑ 8.50%

4) Image Recognition is a key computer vision task where image content is identified and categorized. Our evaluation contains four public benchmarks of image recognition: MNIST (LeCun et al., 2010), MNIST-M (Ganin et al., 2016), Fashion-MNIST (Xiao et al., 2017), and Fashion-MNIST-C (Weiss & Tonella, 2022), where MNIST-M and Fashion-MNIST-C are the variants for robustness.

Results. We apply FAN to image recognition tasks on four classic benchmarks, as shown in Table 4. The results show that using FAN outperforms the standard CNN in OOD scenarios and most cases of in-domain (ID) scenarios. We believe that there are also some latent periodic features in image recognition tasks, and FAN’s ability to model these periodic features can help CNN achieve competitive or superior performance, especially in OOD scenarios.

Table 4: Results on image recognition tasks, where OOD Accuracy means the performance on other paired datasets and the **Bold** values indicate the highest values under the same metrics.

Dataset	Accuracy ↑		OOD Accuracy ↑	
	CNN	w/ FAN	CNN	w/ FAN
MNIST	99.63	99.67	28.85	30.3
MNIST-M	94.52	94.23	82.85	83.55
Fashion-MNIST	94.15	94.47	49.82	51.88
Fashion-MNIST-C	88.61	88.82	91.45	91.59

3.3 Further Analysis of FAN

Comparison with Fourier-based Networks. We mainly compare with 1) **Fourier Neural Network (FNN)** (Silvescu, 1999) using the cosine or sine function or their linear combinations as the activation function. 2) **Fourier Series Neural Network (FSNN)** is defined as Eq. equation 3, which shares the parameters and computation of sine and cosine part. 3) **Fourier Transform Neural Network (FTNN)** is a type of neural network that employs Fourier Transform to process the intermediate output in the neural network, such as FNO (Li et al., 2021). We compare FAN with these Fourier-based Networks in terms of their periodicity modeling abilities and general-purpose capabilities for language modeling.

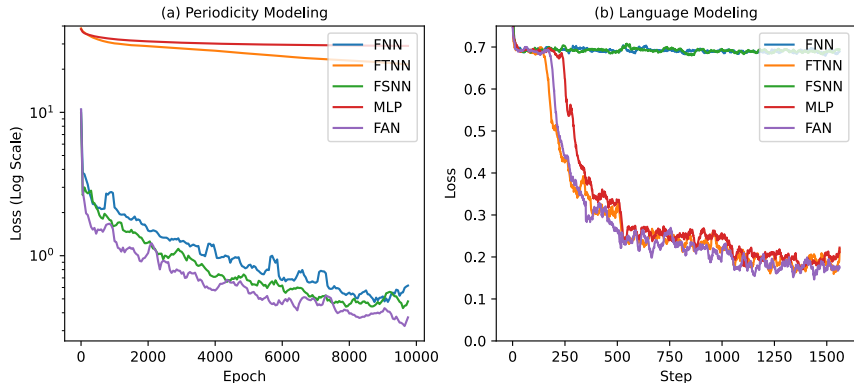


Figure 6: Comparison FAN with Fourier-based Networks on complex periodicity modeling ($y = e^{\sin(\pi x)^2 + \cos(x) + (x \bmod 3) - 1}$) and language modeling tasks.

As shown in Figure 6, only FAN achieves excellent performance on both tasks, indicating the superiority of our specially designed architecture of FAN. In contrast, FNN and FSNN cannot fit language modeling tasks, which aligns with previous work (Uteuliyeva et al., 2020; Liu et al., 2020) and our findings derived from Eq. equation 3-equation 5. Moreover, FTNN performs poorly on complex periodic modeling tasks, akin to MLP. This may be attributed to the fact that FTNN does not incorporate the Fourier principle into the network but applies Fourier Transform as an intermediate processing step, which disadvantages FTNN in capturing periodicity. From Table 5, FAN also achieves fewer parameters and better performance than FTNN in language modeling tasks.

Table 5: Comparison FAN with Fourier-based Networks on language modeling tasks, where each of them replaces the MLP layer in the standard transformer and ID means in-domain.

Model	Num of Params	Loss ↓		
		Train	ID Test	OOD Test
MLP	109.48M	0.2574	0.4297	0.5649
FNN	109.48M	0.6933	0.7103	0.7135
FSNN	95.32M	0.6931	0.7210	0.7249
FTNN	300.56M	0.2449	0.4547	0.8128
FAN	95.32M	0.2434	0.4094	0.5225

Scaling Law of FAN. We further explore the scaling properties of using FAN in LLMs. We scale up both the model size and the number of training tokens and adopt the Transformer architecture in open language model OLMo (Groeneveld et al., 2024) as the baseline, using the same configuration for fair comparison. As shown in Figure 7, the scaling law (Kaplan et al., 2020) empirically fits well in our configuration. Figure 7 (left) shows that using FAN consistently outperforms the standard Transformer across various model sizes. It indicates that using FAN is more scalable in terms of parameter efficiency, requiring only 69.2% of parameters to achieve comparable performance. Figure 7 (right) shows that using FAN with 159.6B training tokens achieves comparable performance to the standard Transformer with 200B training tokens, requiring only 79.7% of training tokens. We will provide a comprehensive introduction to it in another work soon.

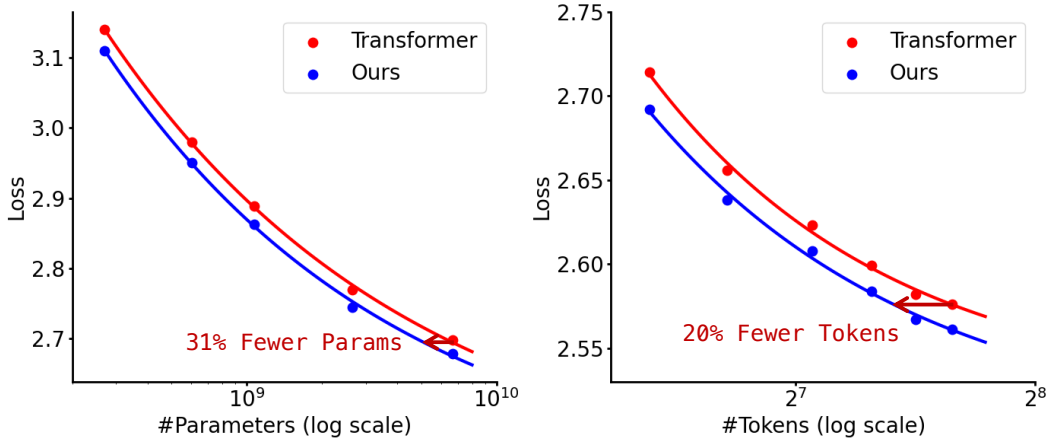


Figure 7: Language modeling loss of scaling up parameter count and training tokens. Left: we train LLMs with 268M, 604M, 1.0B, 2.6B, and 6.7B parameters. Right: we evaluate the 1.0B LLM every 20B tokens up to a total of 200B tokens.

Runtime of FAN. We analyze the actual running time of FAN layer compared to MLP Layer with different input and output dimensions, as shown in Table 6. The experimental results show that MLPs exhibit smaller runtimes when the input and output sizes are small, due to PyTorch’s optimization of MLP. However, as the input and output sizes continue to increase, matrix computations become the main contributor to runtime. At this point, FAN’s fewer parameters and reduced FLOPs

begin to show significant advantages. Note that FAN can be further optimized from the underlying implementation.

Table 6: Comparison of actual runtime between FAN and MLP.

	1024×1024	2048×2048	4096×4096	8192×8192
MLP	0.064 ms	0.114 ms	0.212 ms	0.938 ms
FAN	0.128 ms	0.133 ms	0.211 ms	0.704 ms

The impact of hyperparameter d_p . In our experiments, we fix $d_p = \frac{1}{4}d_h$ intuitively for FAN, where d_h denotes the dimension of hidden layers. As shown in Figure 9 of Appendix, we investigate the impact of varying d_p empirically on task performance by changing itself. The results indicate that performance initially improves as d_p increases, but then decreases beyond a certain point. This trend may be attributed to the number of potential periodic features specific to each task. Furthermore, there remains room for further improvements with the better setup of d_p .

4 Related Work

In this section, we outline the two most relevant directions and associated papers of this work.

Learning Periodicity with Neural Networks. Periodic functions are one of the most basic functions of importance to human society and natural science (Newton, 1687; Osborn & Sensier, 2002; Kwasnicki, 2008; De Groot & Franses, 2012; Zhang et al., 2017). However, commonly used neural networks, such as MLPs and transformers, struggle with modeling periodicity. This limitation is attributed to the lack of inherent “periodicity” in their inductive biases. Some previous works (Silvescu, 1999; Liu, 2013; Parascandolo et al., 2016; Uteuliyeva et al., 2020) proposed merely using standard periodic functions themselves or their linear combinations as activation functions, which only work well on some shallow and simple models. On this basis, work (Liu et al., 2020) introduced the Snake function, i.e., $x + \sin^2(x)$, as the activation function. However, we observed that it can fit periodic functions to a certain extent, but its effect is limited especially for OOD scenarios, as demonstrated in Appendix D. Therefore, although some previous studies have attempted to integrate periodic information into neural networks, their actual performance and range of applications remain heavily constrained.

Fourier-based Neural Network. Previous studies have explored Fourier-based neural networks, but these networks generally perform well on specific tasks, while their performance on more general tasks tends to be poorer (Zuo & Cai, 2005; Tan, 2006; Uteuliyeva et al., 2020; Jiang et al., 2022; Chen et al., 2022). Fourier Neural Networks employ the cosine (Silvescu, 1999; Ngom & Marin, 2021) or sin function (Parascandolo et al., 2016; Sitzmann et al., 2020) or their combination (Liu, 2013) as the activation function. Some work employs Fourier Transform to process the intermediate output of network (Li et al., 2021; Lee-Thorp et al., 2022), but they did not address the challenges of periodicity modeling as verified in Figure 6. Some researches focus on leveraging the network to simulate the formula of Fourier Series (Rafałłowicz & Pawlak, 1997; Halawa, 2008; Lee et al., 2021), which generally possess a similar principle as Eq. (3). However, this leads to the same problem as in Eq. (5), i.e., they are hard to serve as building blocks for deep neural networks, which limits these approaches’ capabilities.

In this paper, we design FAN to address these challenges, which performs exceptionally well on periodicity modeling and maintains broad applicability on real-world tasks.

5 Discussion

In this section, we have a broad discussion on the expressive power, extrapolation capability, and application scope of FAN as follows.

First, FAN theoretically possesses the equal expressive power as MLP since it also adheres to Universal Approximation Theorem, which guarantees its capacity for functional approximation (refer to Appendix E for the detailed explanation). Moreover, FAN introduces an important enhancement

by incorporating periodicity, a feature absent in MLPs. By leveraging this special design, FAN not only retains the capabilities of MLP but also enhances its ability to capture periodic characteristics in data.

Second, we observe that existing networks often exhibit divergent predictions in OOD scenarios, as shown in Figure 3, Figure 4, and Figure 8 for periodicity modeling tasks. In contrast, FAN demonstrates strong OOD extrapolation ability in both periodicity modeling and some real-world tasks. This extrapolation ability indicates that the network is no longer restricted to the paradigms present in training dataset, but instead exhibits a kind of “transboundary thinking”. This could be an important avenue for improving generalization and learning efficiency.

Third, beyond tasks that explicitly require periodicity modeling, FAN also has utility in a broader range of applications, which has been evidenced by our extensive experiments on real-world tasks, such as symbolic formula representation, time series forecasting, language modeling, and image recognition, where FAN achieve competitive or superior performance than Transformers and other baselines. In fact, many machine learning tasks may harbor hidden forms of periodicity, even without explicitly including periodicity, such as mathematical operations and logic reasoning. If the neural network lacks the ability to model periodicity, it could impair its learning efficiency, as demonstrated in Figure 7. From a deeper perspective, periodicity is not just a data feature but reflects a form of structural knowledge — one that allows for the transfer and reuse of abstract rules and principles across different contexts.

6 Conclusion

In this paper, we have proposed Fourier Analysis Network (FAN), a novel network that addresses periodicity modeling in existing networks while maintaining the general-purpose modeling capability. Experimental results demonstrate that FAN successfully fit both basic and complex periodic functions, whereas other general-purpose networks failed. Moreover, using FAN exhibit clear improvements in real-world tasks, such as symbolic formula representation, time series forecasting, language modeling, and image recognition, outperforming neural networks such as MLP, Transformer, KAN, LSTM, Mamba, and CNN. These promising results, especially the stronger performance and the fewer parameters and FLOPs compared to MLP, suggest its potential to become a key component of foundational models.

In future work, we aim to expand the application scope of FAN and further explore its theoretical foundations, given its demonstrated effectiveness.

7 Acknowledgement

We would like to thank Lecheng Wang and Xuanming Zhang for their participation in discussions related to this work.

References

- Hanlong Chen, Luzhe Huang, Tairan Liu, and Aydogan Ozcan. Fourier imager network (FIN): A deep neural network for hologram reconstruction with superior external generalization. *Light: Science & Applications*, 2022.
- Bert De Groot and Philip Hans Franses. Common socio-economic cycle periods. *Technological Forecasting and Social Change*, 79(1):59–68, 2012.
- Jacob Devlin, Ming-Wei Chang, Kenton Lee, and Kristina Toutanova. BERT: pre-training of deep bidirectional transformers for language understanding. *CoRR*, abs/1810.04805, 2018. URL <http://arxiv.org/abs/1810.04805>.
- Javier Duoandikoetxea. *Fourier analysis*, volume 29. American Mathematical Society, 2024.
- Yaroslav Ganin, Evgeniya Ustinova, Hana Ajakan, Pascal Germain, Hugo Larochelle, François Laviolette, Mario Marchand, and Victor S. Lempitsky. Domain-adversarial training of neural networks. *J. Mach. Learn. Res.*, 17:59:1–59:35, 2016.

- Dirk Groeneveld, Iz Beltagy, Evan Pete Walsh, Akshita Bhagia, Rodney Kinney, Oyvind Tafjord, Ananya Harsh Jha, Hamish Ivison, Ian Magnusson, Yizhong Wang, Shane Arora, David Atkinson, Russell Authur, Khyathi Raghavi Chandu, Arman Cohan, Jennifer Dumas, Yanai Elazar, Yuling Gu, Jack Hessel, Tushar Khot, William Merrill, Jacob Morrison, Niklas Muennighoff, Aakanksha Naik, Crystal Nam, Matthew E. Peters, Valentina Pyatkin, Abhilasha Ravichander, Dustin Schwenk, Saurabh Shah, Will Smith, Emma Strubell, Nishant Subramani, Mitchell Wortsman, Pradeep Dasigi, Nathan Lambert, Kyle Richardson, Luke Zettlemoyer, Jesse Dodge, Kyle Lo, Luca Soldaini, Noah A. Smith, and Hannaneh Hajishirzi. Olmo: Accelerating the science of language models. In *ACL (1)*, pp. 15789–15809. Association for Computational Linguistics, 2024.
- Albert Gu and Tri Dao. Mamba: Linear-time sequence modeling with selective state spaces. *CoRR*, abs/2312.00752, 2023.
- Krzysztof Halawa. Fast and robust way of learning the fourier series neural networks on the basis of multidimensional discrete fourier transform. In *ICAISC*, volume 5097 of *Lecture Notes in Computer Science*, pp. 62–70. Springer, 2008.
- Simon Haykin. *Neural networks: a comprehensive foundation*. Prentice Hall PTR, 1998.
- Dan Hendrycks and Kevin Gimpel. Gaussian error linear units (gelus). *arXiv preprint arXiv:1606.08415*, 2016.
- Sepp Hochreiter and Jürgen Schmidhuber. Long short-term memory. *Neural Comput.*, 9(8):1735–1780, 1997.
- Kurt Hornik, Maxwell B. Stinchcombe, and Halbert White. Multilayer feedforward networks are universal approximators. *Neural Networks*, 2(5):359–366, 1989.
- Song Jiang, Tahin Syed, Xuan Zhu, Joshua Levy, Boris Aronchik, and Yizhou Sun. Bridging self-attention and time series decomposition for periodic forecasting. In *CIKM*, pp. 3202–3211. ACM, 2022.
- Jared Kaplan, Sam McCandlish, Tom Henighan, Tom B. Brown, Benjamin Chess, Rewon Child, Scott Gray, Alec Radford, Jeffrey Wu, and Dario Amodei. Scaling laws for neural language models. *CoRR*, abs/2001.08361, 2020.
- Witold Kwasnicki. *Kitchin, juglar and kuznetz business cycles revisited*. Wroclaw: Institute of Economic Sciences, 2008.
- Guokun Lai, Wei-Cheng Chang, Yiming Yang, and Hanxiao Liu. Modeling long- and short-term temporal patterns with deep neural networks. In *SIGIR*, pp. 95–104. ACM, 2018.
- Yann LeCun, Léon Bottou, Yoshua Bengio, and Patrick Haffner. Gradient-based learning applied to document recognition. *Proc. IEEE*, 86(11):2278–2324, 1998.
- Yann LeCun, Corinna Cortes, and CJ Burges. Mnist handwritten digit database. *ATT Labs [Online]*. Available: <http://yann.lecun.com/exdb/mnist>, 2, 2010.
- Jiyoung Lee, Wonjae Kim, Daehoon Gwak, and Edward Choi. Conditional generation of periodic signals with fourier-based decoder. *CoRR*, abs/2110.12365, 2021.
- James Lee-Thorp, Joshua Ainslie, Ilya Eckstein, and Santiago Ontañón. Fnet: Mixing tokens with fourier transforms. In *NAACL-HLT*, pp. 4296–4313. Association for Computational Linguistics, 2022.
- Zongyi Li, Nikola Borislavov Kovachki, Kamyar Azizzadenesheli, Burigede Liu, Kaushik Bhat-tacharya, Andrew M. Stuart, and Anima Anandkumar. Fourier neural operator for parametric partial differential equations. In *ICLR*. OpenReview.net, 2021.
- Greg Linden, Brent Smith, and Jeremy York. Amazon.com recommendations: Item-to-item collaborative filtering. *IEEE Internet Comput.*, 7(1):76–80, 2003.
- Shuang Liu. Fourier neural network for machine learning. In *ICMLC*, pp. 285–290. IEEE, 2013.

- Ziming Liu, Yixuan Wang, Sachin Vaidya, Fabian Ruehle, James Halverson, Marin Soljagic, Thomas Y. Hou, and Max Tegmark. KAN: kolmogorov-arnold networks. *CoRR*, abs/2404.19756, 2024.
- Ziyin Liu, Tilman Hartwig, and Masahito Ueda. Neural networks fail to learn periodic functions and how to fix it. In *NeurIPS*, 2020.
- Ilya Loshchilov and Frank Hutter. Decoupled weight decay regularization. In *ICLR (Poster)*. Open-Review.net, 2019.
- Andrew L. Maas, Raymond E. Daly, Peter T. Pham, Dan Huang, Andrew Y. Ng, and Christopher Potts. Learning word vectors for sentiment analysis. In *ACL*, pp. 142–150. The Association for Computer Linguistics, 2011.
- Isaac Newton. *Philosophiæ naturalis principia mathematica*. William Dawson & Sons Ltd., London, 1687.
- Marieme Ngom and Oana Marin. Fourier neural networks as function approximators and differential equation solvers. *Stat. Anal. Data Min.*, 14(6):647–661, 2021.
- OpenAI. GPT-4 technical report. *CoRR*, abs/2303.08774, 2023.
- Denise R. Osborn and Marianne Sensier. The prediction of business cycle phases: Financial variables and international linkages. *National Institute Economic Review*, 182(1):96–105, 2002. doi: 10.1177/002795010218200110. URL <https://doi.org/10.1177/002795010218200110>.
- Giambattista Parascandolo, Heikki Huttunen, and Tuomas Virtanen. Taming the waves: sine as activation function in deep neural networks. 2016.
- E Rafajłowicz and M Pawlak. On function recovery by neural networks based on orthogonal expansions. *Nonlinear Analysis: Theory, Methods & Applications*, 30(3):1343–1354, 1997.
- Frank Rosenblatt. The perceptron: a probabilistic model for information storage and organization in the brain. *Psychological review*, 65(6):386, 1958.
- Tapan Sahni, Chinmay Chandak, Naveen Reddy Chedeti, and Manish Singh. Efficient twitter sentiment classification using subjective distant supervision. In *COMSNETS*, pp. 548–553. IEEE, 2017.
- Adrian Silvescu. Fourier neural networks. In *IJCNN*, pp. 488–491. IEEE, 1999.
- Vincent Sitzmann, Julien N. P. Martel, Alexander W. Bergman, David B. Lindell, and Gordon Wetzstein. Implicit neural representations with periodic activation functions. In *NeurIPS*, 2020.
- Richard Socher, Alex Perelygin, Jean Wu, Jason Chuang, Christopher D. Manning, Andrew Y. Ng, and Christopher Potts. Recursive deep models for semantic compositionality over a sentiment treebank. In *EMNLP*, pp. 1631–1642. ACL, 2013.
- Elias M Stein and Guido Weiss. *Introduction to Fourier analysis on Euclidean spaces*, volume 1. Princeton university press, 1971.
- HS Tan. Fourier neural networks and generalized single hidden layer networks in aircraft engine fault diagnostics. 2006.
- Georgi P Tolstov. *Fourier series*. Courier Corporation, 2012.
- Hugo Touvron, Louis Martin, Kevin Stone, Peter Albert, Amjad Almahairi, Yasmine Babaei, Nikolay Bashlykov, Soumya Batra, Prajjwal Bhargava, Shruti Bhosale, Dan Bikel, Lukas Blecher, Cristian Canton-Ferrer, Moya Chen, Guillem Cucurull, David Esiobu, Jude Fernandes, Jeremy Fu, Wenyin Fu, Brian Fuller, Cynthia Gao, Vedanuj Goswami, Naman Goyal, Anthony Hartshorn, Saghar Hosseini, Rui Hou, Hakan Inan, Marcin Kardas, Viktor Kerkez, Madian Khabsa, Isabel Kloumann, Artem Korenev, Punit Singh Koura, Marie-Anne Lachaux, Thibaut Lavril, Jenya Lee, Diana Liskovich, Yinghai Lu, Yuning Mao, Xavier Martinet, Todor Mihaylov, Pushkar Mishra, Igor Molybog, Yixin Nie, Andrew Poulton, Jeremy Reizenstein, Rashi Rungta, Kalyan Saladi,

- Alan Schelten, Ruan Silva, Eric Michael Smith, Ranjan Subramanian, Xiaoqing Ellen Tan, Binh Tang, Ross Taylor, Adina Williams, Jian Xiang Kuan, Puxin Xu, Zheng Yan, Iliyan Zarov, Yuchen Zhang, Angela Fan, Melanie Kambadur, Sharan Narang, Aurélien Rodriguez, Robert Stojnic, Sergey Edunov, and Thomas Scialom. Llama 2: Open foundation and fine-tuned chat models. *CoRR*, abs/2307.09288, 2023.
- Dmitry Ulyanov, Andrea Vedaldi, and Victor S. Lempitsky. Instance normalization: The missing ingredient for fast stylization. *CoRR*, abs/1607.08022, 2016.
- Malika Uteuliyeva, Abylay Zhumekenov, Rustem Takhanov, Zhenisbek Assylbekov, Alejandro J. Castro, and Olzhas Kabdolov. Fourier neural networks: A comparative study. *Intell. Data Anal.*, 24(5):1107–1120, 2020.
- Ashish Vaswani, Noam Shazeer, Niki Parmar, Jakob Uszkoreit, Llion Jones, Aidan N. Gomez, Lukasz Kaiser, and Illia Polosukhin. Attention is all you need. In *NIPS*, pp. 5998–6008, 2017.
- Michael Weiss and Paolo Tonella. Simple techniques work surprisingly well for neural network test prioritization and active learning. In *Proceedings of the 31th ACM SIGSOFT International Symposium on Software Testing and Analysis*, 2022.
- Haixu Wu, Jiehui Xu, Jianmin Wang, and Mingsheng Long. Autoformer: Decomposition transformers with auto-correlation for long-term series forecasting. *Advances in neural information processing systems*, 34:22419–22430, 2021.
- Han Xiao, Kashif Rasul, and Roland Vollgraf. Fashion-mnist: a novel image dataset for benchmarking machine learning algorithms. *CoRR*, abs/1708.07747, 2017. URL <http://arxiv.org/abs/1708.07747>.
- Liheng Zhang, Charu Aggarwal, and Guo-Jun Qi. Stock price prediction via discovering multi-frequency trading patterns. In *Proceedings of the 23rd ACM SIGKDD International Conference on Knowledge Discovery and Data Mining*, KDD '17, pp. 2141–2149, New York, NY, USA, 2017. Association for Computing Machinery. ISBN 9781450348874. doi: 10.1145/3097983.3098117. URL <https://doi.org/10.1145/3097983.3098117>.
- Haoyi Zhou, Shanghang Zhang, Jieqi Peng, Shuai Zhang, Jianxin Li, Hui Xiong, and Wancai Zhang. Informer: Beyond efficient transformer for long sequence time-series forecasting. In *AAAI*, pp. 11106–11115. AAAI Press, 2021.
- Tian Zhou, Ziqing Ma, Qingsong Wen, Xue Wang, Liang Sun, and Rong Jin. Fedformer: Frequency enhanced decomposed transformer for long-term series forecasting. In *ICML*, volume 162 of *Proceedings of Machine Learning Research*, pp. 27268–27286. PMLR, 2022.
- Wei Zuo and Lilong Cai. Tracking control of nonlinear systems using fourier neural network. In *Proceedings, 2005 IEEE/ASME International Conference on Advanced Intelligent Mechatronics.*, pp. 670–675. IEEE, 2005.

A MLP

The MLP layer $\Phi(x)$ is defined as:

$$\Phi(x) = \sigma(B_m + W_m x), \quad (12)$$

where $B_m \in \mathbb{R}^{d_m}$ and $W_m \in \mathbb{R}^{d_x \times d_m}$ are learnable parameters with the hyperparameter d_m indicating the first dimension of W_m , σ denotes the activation function, and MLP can be defined as the stacking of the MLP layer $\Phi(x)$:

$$\text{MLP}(x) = \Phi_L \circ \Phi_{L-1} \circ \dots \circ \Phi_1 \circ x, \quad (13)$$

where

$$\Phi_l(x) = \begin{cases} \sigma(B_m^l + W_m^l x), & \text{if } l < L, \\ B^L + W^L x, & \text{if } l = L. \end{cases} \quad (14)$$




Figure 8: The performance of FAN in periodicity modeling compared to MLP, KAN, and Transformer (Part II), where the green line represents the test data within the domain of training data, while the blue line represents the test data outside the domain of training data.

B Additional Experiments

B.1 Additional Experiments on Periodicity Modeling Tasks.

More experimental results on periodicity modeling tasks are shown in Figure 8.

Table 7: Performance of different sequence models on time series forecasting tasks, where Input Length = 96, the **bold** values indicate the lowest value on each row, and Improve means the relative improvements of using FAN and FAN (Gated) based on standard Transformer.

Dataset	Output Length	LSTM (12.51 M)		Mamba (12.69 M)		Transformer (12.12 M)		Transformer with FAN (11.06 M)			
		MSE ↓	MAE ↓	MSE ↓	MAE ↓	MSE ↓	MAE ↓	Gated		Default	
Weather	96	1.069	0.742	0.552	0.519	0.413	0.438	0.292	0.380	0.313	0.431
	192	1.090	0.778	0.700	0.595	0.582	0.540	0.535	0.550	0.472	0.525
	336	0.992	0.727	0.841	0.667	0.751	0.626	0.637	0.602	0.719	0.581
	720	1.391	0.892	1.171	0.803	0.967	0.715	0.845	0.706	0.732	0.670
Exchange	96	0.938	0.794	0.908	0.748	0.777	0.681	0.685	0.644	0.657	0.623
	192	1.241	0.899	1.328	0.925	1.099	0.800	0.998	0.757	0.968	0.741
	336	1.645	1.048	1.512	0.992	1.614	1.029	1.511	0.961	1.266	0.905
	720	1.949	1.170	2.350	1.271	2.163	1.204	1.658	1.104	1.857	1.145
Traffic	96	0.659	0.359	0.666	0.377	0.656	0.357	0.647	0.355	0.643	0.347
	192	0.668	0.360	0.671	0.381	0.672	0.363	0.649	0.353	0.657	0.354
	336	0.644	0.342	0.665	0.374	0.673	0.360	0.665	0.358	0.656	0.353
	720	0.654	0.351	0.662	0.364	0.701	0.380	0.682	0.369	0.673	0.363
ETTh	96	0.999	0.738	0.860	0.697	1.139	0.853	0.842	0.736	0.873	0.707
	192	1.059	0.759	0.849	0.700	1.373	0.932	0.885	0.748	0.914	0.741
	336	1.147	0.820	1.005	0.745	1.261	0.924	0.980	0.770	0.999	0.793
	720	1.206	0.847	0.994	0.758	1.056	0.819	1.002	0.798	1.031	0.818
Average (Improve)	-	1.083	0.726	1.002	0.668	0.994	0.689	0.845 ↓ 15.0%	0.637 ↓ 7.6%	0.839 ↓ 15.6%	0.631 ↓ 8.4%

B.2 FAN for Solving SciML Problems

We conduct experiments on the SciML problem that includes the Fourier function class following the work (Li et al., 2021). The Burgers’ equation, a non-linear partial differential equation, is frequently used in scientific computing to model shock waves and traffic flow, among other phenomena. The detailed error rate on Burgers’ equation is listed in the Table 8. We can find that replacing the MLP Layer with FAN Layer in Fourier Neural Operator (FNO) (Li et al., 2021) can achieve clear improvements on each setting of resolution s of this task.

Table 8: The error rate on Burgers’ equation. The values in the table represent the Average Relative Error for Burgers’ equation with lower values indicating better performance.

Model	$s = 256$	$s = 512$	$s = 1024$	$s = 2048$	$s = 4096$	$s = 8192$
FNO	5.93%	6.14%	6.03%	6.75%	7.36%	9.93%
FNO with FAN	5.26%	5.17%	5.18%	6.73%	6.35%	7.06%

B.3 Comparison with Directly Learning the Coefficients

We compare FAN with a baseline of directly learning the coefficients, which inputs $\sin(x)$ and $\cos(x)$ and then uses the MLP Layer instead of the FAN Layer to model the Fourier coefficients. In this setting, frequencies are fixed and only the coefficients are learned, which may limit the model’s ability to capture patterns not aligned with these frequencies. Taking simple $f(x) = x \bmod 5$ as an example, this setting may not even converge at all, because the frequency of $x \bmod 5$ is inconsistent with $\sin(x)$ and $\cos(x)$. The experimental results of their loss are shown in Table 9.

Table 9: Comparison of FAN and directly learning the coefficients on fitting $f(x) = x \bmod 5$.

Epoch	50	100	150	200
Directly learning the coefficients	2.10	2.09	2.09	2.08
FAN	0.28	0.23	0.18	0.17

B.4 The influence of hyperparameters d_p

We evaluate the influence of hyperparameters d_p as shown in Figure 9.

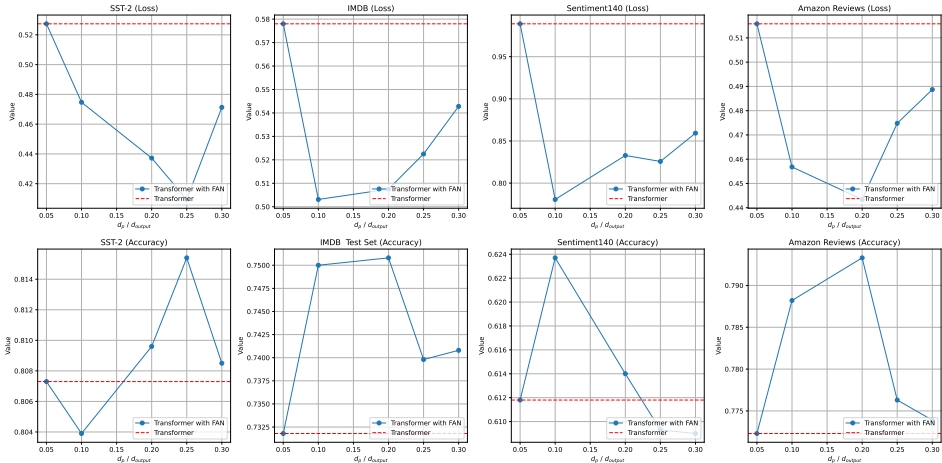


Figure 9: The influence of hyper-parameters d_p on language modeling tasks. We use the red dashed line to represent the performance of the standard Transformer.

B.5 The effectiveness of the FAN Layer for deep neural networks

We evaluate the effect of varying the number of FAN layers from 3 to 20 on periodicity modeling tasks, employing residual connections to mitigate overfitting. The experimental results show that both the best training loss and test loss still decrease slowly as the number of layers increases.

Furthermore, on Language Modeling tasks, we replaced 24 MLP Layers of Transformer with 24 FAN Layers, i.e. Transformer with FAN, and it also achieved clear improvements on each task, especially for OOD zero-shot evaluation scenarios. These findings indicate that FAN Layer is effective for deep neural networks.

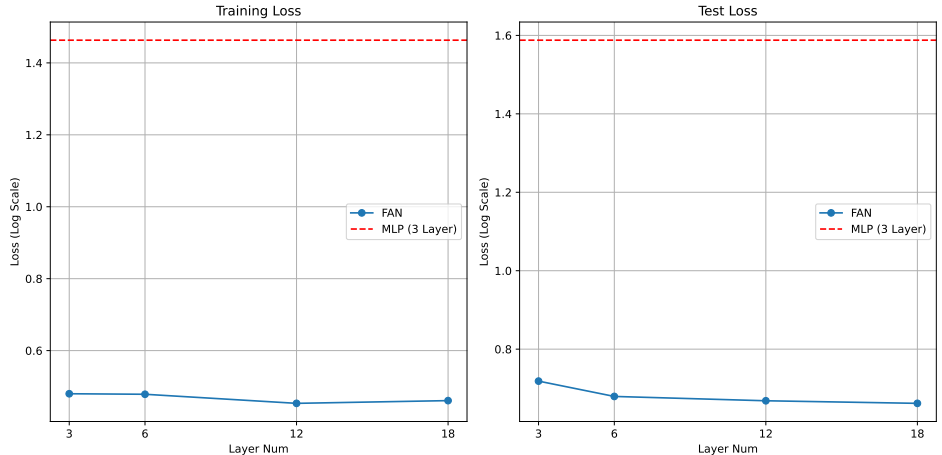


Figure 10: Performance of Deeper FAN on fitting $y = e^{\sin^2(\pi x) + \cos(x) + (x \bmod 3)} - 1$.

B.6 Comparison with Frequency-based Models in Time Series Forecasting Tasks

To compare with frequency-based models in Time Series Forecasting tasks such as FEDformer (Zhou et al., 2022), we replace MLP with FAN in frequency-based models. We present the experi-

mental results in Table 10, where the results of FEDformer are cited from its paper directly. From the results, we can find that FEDformer with FAN can outperform FEDformer in almost all cases.

Table 10: Results of comparison with frequency-based models in time series forecasting tasks.

Dataset	Len	FEDformer		with FAN	
		MSE	MAE	MSE	MAE
Traffic	96	0.587	0.366	0.577	0.357
	192	0.604	0.373	0.601	0.366
	336	0.621	0.383	0.620	0.378
	720	0.626	0.382	0.619	0.370
Exchange	96	0.148	0.278	0.138	0.267
	192	0.271	0.380	0.261	0.371
	336	0.460	0.500	0.461	0.503
	720	1.195	0.841	1.159	0.827
Electricity	96	0.193	0.308	0.184	0.298
	192	0.201	0.315	0.199	0.313
	336	0.214	0.329	0.212	0.325
	720	0.246	0.355	0.239	0.347

B.7 Experiments on Time Series Forecasting with Instance Normalization

We conduct experiments on time series forecasting tasks with instance normalization (Ulyanov et al., 2016), and the results are shown in Table 11. We find that applying instance normalization before the architecture can effectively improve the performance.

Table 11: Results on time series forecasting tasks with instance normalization, where Input Length = 96, the **bold** values indicate the lowest value on each row, and the improve means the relative improvements of using FAN and FAN (Gated) based on Transformer.

Dataset	Output Length	Transformer (12.12 M)		Transformer with FAN (11.06 M)			
				Gated		Default	
		MSE ↓	MAE ↓	MSE ↓	MAE ↓	MSE ↓	MAE ↓
Weather	96	0.1772	0.2301	0.1864	0.2352	0.1756	0.2247
	192	0.2438	0.2844	0.2445	0.2834	0.2327	0.2760
	336	0.3077	0.3267	0.3156	0.3320	0.3118	0.3291
	720	0.4253	0.3982	0.3909	0.3782	0.4113	0.3906
Exchange	96	0.1433	0.2653	0.1157	0.2452	0.1436	0.2666
	192	0.2563	0.3552	0.2539	0.3611	0.2651	0.3757
	336	0.5273	0.5218	0.4329	0.4891	0.5092	0.5326
	720	1.7401	0.9273	1.5783	0.9303	1.0599	0.7657
Traffic	96	0.6160	0.3449	0.6030	0.3334	0.6109	0.3319
	192	0.6329	0.3479	0.6239	0.3404	0.6258	0.3370
	336	0.6369	0.3485	0.6416	0.3487	0.6200	0.3380
	720	0.6555	0.3577	0.6645	0.3574	0.6412	0.3525
ETTh1	96	0.5339	0.4910	0.5503	0.5216	0.5378	0.4983
	192	0.5633	0.5209	0.5906	0.5346	0.5968	0.5265
	336	0.7576	0.5813	0.6640	0.5636	0.7525	0.5933
	720	0.7411	0.6177	0.7411	0.6066	0.7328	0.6142
ETTh2	96	0.3881	0.4097	0.4082	0.4292	0.3833	0.4149
	192	0.5766	0.4999	0.4695	0.4514	0.5039	0.4640
	336	0.5782	0.5100	0.5556	0.5012	0.5417	0.4940
	720	0.5841	0.5230	0.5070	0.4943	0.5272	0.4951
Average (Improve)	–	0.554	0.444	0.526 ↓ 5.1%	0.436 ↓ 1.9%	0.509 ↓ 8.2%	0.430 ↓ 3.2%

C Experimental Details

C.1 Implementation Details.

We conduct our experiments on eight GPU of Tesla A100-PCIe-40G. Unless otherwise specified, we use the following hyperparameters in the experiments. The model architecture consists of 3 to 24 layers, the activation function σ is set to GELU (Hendrycks & Gimpel, 2016), and the dimension of the projection matrix W_p is set to $d_p = \frac{1}{4}d_h$, where d_h denotes the dimension of the hidden layers. We employ the AdamW optimizer (Loshchilov & Hutter, 2019) for the model’s training process.

C.2 Setup of Periodicity Modeling

In periodicity modeling tasks, FAN, MLP, and KAN each consist of three layers with comparable FLOPs, while the Transformer model comprises twelve layers. For consistency, we set the hidden layer dimension (d_h) to 2048 for FAN, MLP, and Transformer. In the case of KAN, we follow its original paper (Liu et al., 2024), where the spline order (K) and the number of spline intervals (G) are set to 3 and 50, respectively. We apply a learning rate of 1×10^{-5} for training all models. We ensured that the data density of each period in tasks was consistent, meaning that each cycle contained a fixed quantity of 10,000 training data points.

C.3 Setup of Symbolic Formula Representation

In symbolic formula representation tasks, we used the `create_dataset` function from the official KAN repository to generate the datasets. Each dataset contains 3000 training samples and 1000 test samples, with all input variables randomly sampled from the range $[-1, 1]$. We followed the training settings from the original KAN paper, training all methods using LBFGS for 1800 steps. For KAN, we increased the number of grid points to scale up the parameter size, covering $G = \{3, 5, 10, 20, 50, 100, 200, 500, 1000\}$. For other methods, we scaled up the parameter size by increasing the number of layers and the dimensions of hidden layers.

C.4 Setup of Time Series Forecasting

In time series forecasting task, we implement our model based on the codebase by (Wu et al., 2021). Each model comprises 2 encoder layers and 1 decoder layer. We fix the hidden size for both the Transformer and our model at 512, with the feedforward dimension set to 2048 (four times the hidden size). The parameter sizes detailed in the main text correspond to the Exchange dataset; variations in the number of variables across different datasets influence the linear layers in the model. We adjust the hidden sizes of the other models to align with the Transformer parameters for fairness.

C.5 Setup of Language Modeling

In language modeling task, we employ the BERT tokenizer (Devlin et al., 2018) and an embedding layer with a dimensionality of 768, except for Mamba, which adheres to its default settings as specified in the original paper (Gu & Dao, 2023). The architecture features 4, 24, and 12 layers with hidden sizes of 1800, 768, and 768 for LSTM, Mamba, and Transformers, respectively. To mitigate training stagnation in deeper LSTM models, we reduce the number of layers while increasing the hidden size to balance the parameters. Importantly, Mamba’s layer count is twice that of a similarly sized Transformer, as each layer consists of two Mamba blocks (Multihead attention block + MLP block).

C.6 Setup of Image Recognition

In image recognition tasks, we employ a simple CNN generated by ChatGPT as the baseline model, which consists of four Convolutional Layers and two MLP Layers. We replace MLP with FAN in CNN, i.e. CNN with FAN, as the counterpart, ensuring that they have similar parameters. For each task, we use stochastic gradient descent with momentum (SGDM) as the optimizer, the learning rate is set to 0.01, and the training process runs for 100 epochs.

D Comparison of FAN and Snake Activation Function

We compare FAN with Snake, a previous approach used for improving the fitting of periodic functions with neural networks. The results are shown in Figure D.

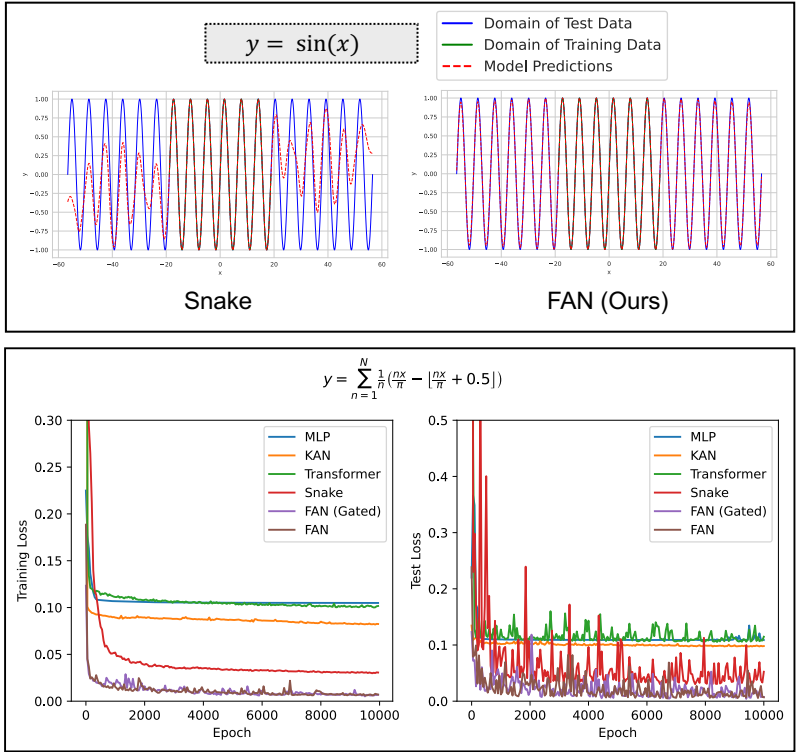


Figure 11: Comparisons of FAN with MLP (Snake) (Liu et al., 2020) in fitting periodic functions.

E How FAN Comply with Universal Approximation Theorem

The Universal Approximation Theorem states that a feed-forward network with a single hidden layer containing a finite number of neurons can approximate continuous functions on compact subsets of \mathbb{R}^n , under mild assumptions on the activation function, which needs to be a non-constant, non-linear, and continuous function. FAN Layer is defined as $\phi(x) = [\cos(W_p x) \parallel \sin(W_p x) \parallel \sigma(B_{\bar{p}} + W_{\bar{p}} x)]$, where \parallel denotes concatenation and σ denotes the standard activation function, such as ReLU and GELU. Since \sin and \cos functions also satisfy the required conditions of being non-constant, continuous, and non-linear activation functions, the FAN layer adheres to the Universal Approximation Theorem.

F More Details of Baselines

In our experiments, we mainly compare FAN with the following baselines. 1) **MLP** (Rosenblatt, 1958): the most classic model, which is widely used in the backbone of various models. 2) **Transformer** (Vaswani et al., 2017): a prevalent model known for its self-attention mechanism, which achieves outstanding performance on various tasks. 3) **KAN** (Liu et al., 2024): an emerged model specialized for symbolic formula representation, which uses the b-spline functions instead of fixed activation functions. 4) **LSTM** (Hochreiter & Schmidhuber, 1997): a well-known recurrent neural network (RNN) that can capture long-term dependencies on sequential data. 5) **Mamba** (Gu & Dao, 2023): an emerged selective state space model (SSM) that achieves competitive performance on some tasks with sequential inputs. 6) **CNN** (LeCun et al., 1998): convolutional neural network contains the convolutional layers, which are effective in processing image data.

For Fourier-based Networks, we mainly compare FAN with 1) Fourier Neural Network (FNN) (Silvescu, 1999) using the cosine or sine function or their linear combinations as the activation function. 2) Fourier Series Neural Network (FSNN) is defined as Eq. equation 3, which shares the parameters and computation of Sin and Cos part. 3) Fourier Transform Neural Network (FTNN) is a type of neural network that employs Fourier Transform to process the intermediate output in the neural network, such as FNO (Li et al., 2021).