

Pattern formation and spatiotemporal chaos in relativistic degenerate plasmas

S. Das Adhikary^{1,*} and A. P. Misra^{2,†}

¹*Department of Mathematics, Siksha Bhavana, Visva-Bharati University, Santiniketan-731 235, West Bengal, India*

²*Department of Mathematics, Siksha Bhavana, Visva-Bharati University, Santiniketan-731 235, India*

(Dated: October 4, 2024)

We numerically study the nonlinear interactions of high-frequency circularly polarized electromagnetic (EM) waves and low-frequency electron-acoustic (EA) density perturbations driven by the EM wave ponderomotive force in relativistic plasmas with two groups of electrons—the population of relativistic degenerate dense electrons (bulk plasma) and the sparse relativistic nondegenerate (classical) electrons, and immobile singly charged positive ions. By pattern selection, we show that many solitary patterns can be generated and drenched through modulational instability of EM waves at different spatial length scales and that the EM wave radiation spectra emanating from compact astrophysical objects may not settle into stable envelope solitons but into different incoherent states, including the emergence of temporal and spatiotemporal chaos due to collisions and fusions among the patterns with strong EA wave emission. The appearance of these states is confirmed by analyzing the Lyapunov exponent spectra, correlation function, and mutual information. As a result, the redistribution of wave energy from initially excited many solitary patterns at large scales to a few new incoherent patterns with small wavelengths in the system occurs, leading to the onset of turbulence in astrophysical plasmas.

I. INTRODUCTION

The nonthermal radiation of intense electromagnetic (EM) waves (radio wave, X -rays, or γ -rays) can be observed from pulsating stars and during their collapse due to compression of their magnetospheres and a significant increase in the magnetic field. The electric field in this process accelerates charged particles, resulting in charged particle radiation when they move in the magnetic field [1]. Thus, strong high-frequency (hf) EM waves and high-density relativistic degenerate dense plasmas associated with compact objects (e.g., white dwarfs, neutron stars, active galactic nuclei, etc.) can be simultaneously produced. Such an intense EM wave could play a crucial role in characterizing the nature of the final radiation spectra that will emerge from these compact objects. In the latter, plasmas may consist of high-density relativistic degenerate electrons, contaminated by a small fraction of classical or non-degenerate electrons and positive ions forming only the neutralizing background plasma. They thus can support the propagation of low-frequency (lf) electron-acoustic waves (EAWs) [2, 3]. Since hf EM fields can scatter into lf EM waves on EAWs, the EM spectral range will change from the original radiation and carry essential information while interacting with EAWs for the self-modulation, soliton formation [2, 4], and the emergence of spatiotemporal chaos [5], leading to turbulence in astrophysical plasmas. Several authors have studied the nonlinear interactions of hf EM waves with electrostatic lf density perturbations for generating electromagnetic envelope solitons and wakefields [6, 7]. However,

less effort has been paid to study the emergence of spatiotemporal chaos or EM wave turbulence due to these interactions in high-density regimes.

Electromagnetic wave turbulence in astrophysical environments can involve interactions of several physical processes, including shocks, instabilities, and reconnection, and these interactions can result in some observable phenomena like plasma flares and jets, plasma eruptions, and sunspots. The EM wave turbulence can also be generated by other processes like linear conversion of wave modes on plasma density fluctuations, which involve resonant three-wave interactions, and fusion of electrostatic or EM waves. However, several attempts have also been made to understand wave turbulence in terms of nonlinear dynamics and chaos, which involve pattern formation and extensive and incoherent pattern dynamics in both space and time [8, 9]. We will follow this procedure in the present investigation. In this process, the most significant conservative version of wave turbulence is the Zakharov equations (See, e.g., [5]) that couple hf slowly varying electrostatic (e.g., Langmuir wave) or EM waves (linearly or circularly polarized) to slow electrostatic plasma density perturbations (e.g., electron-acoustic wave and ion-acoustic wave). Typically, decay processes (which may be an induced emission of some waves by others or nonlinear interactions of waves that result in the break-up of waves into others) accumulate wave energy into perturbations with long wavelengths. However, when this wave energy exceeds the modulational instability (MI) threshold, a transfer of energy or a redistribution of energy from initially excited large-scale modes to higher harmonic modes with small wavelengths may be possible. It is believed that some sort of chaotic process in a subsystem may be responsible for driving the energy transfer [5]. Nevertheless, even when the MI of wave envelopes is still present and the energy threshold is exceeded, the energy transfer may not occur, e.g., in the

* sukhendusda@gmail.com

† Author to whom any correspondence should be addressed; apmisra@visva-bharati.ac.in

description of wave envelopes by a nonlinear Schrödinger (NLS) equation. The latter is known to be an integrable version of the Zakharov equations in the adiabatic limit (very slow-time scales) in which case the MI gets saturated in the formation of envelope solitons [10].

Recently, Shatashvili *et al.* [2] studied the nonlinear coupling of circularly polarized EM waves and EAWs in a multi-component relativistic unmagnetized plasma with two groups of electrons (i.e., highly dense degenerate electrons and a small fraction of nondegenerate classical electrons) and immobile positive ions through the description of Zakharov-like equations. They predicted that EM waves could settle into envelope solitons through modulational instability, which can carry essential information about the radiation spectra to be observed far away from the compact objects. The purpose of this work is to extract more findings of the nonlinear coupling between the EM waves and EAWs thereby advancing the existing knowledge of EM solitons by considering a region beyond the plane wave or stable solitonic region in which many linearly modes can be excited as solitary patterns and instead of settling down, saturated to new incoherent patterns after collisions and fusions due to EAW emission. We show that such interactions can undergo through the states of temporal chaos (TC) and spatial partial coherence (SPC), and eventually lead to the emergence of spatiotemporal chaos (STC) [5], which may be an essential signature of EM wave turbulence in the radiational spectra of astrophysical compact objects. The existence of TC and STC and the coexistence of TC and SPC are confirmed by analyzing the Lyapunov exponent spectra [11], the two-point correlation function [9, 12, 13], and the mutual information [14, 15].

The manuscript is organized as follows: In Sec. II, we present the nonlinear Zakharov-like equations, which describe the nonlinear coupling of EM waves and EAWs in multi-component degenerate plasmas and analyze the MI domains and the growth rate in weakly to ultra-relativistic degeneracy regimes. The conditions for the existence of STC are demonstrated in Sec. III. Numerical simulation results of the coupled equations for the evolution of TC, SPC, and STC states are presented in Sec. IV. Finally, Sec. V is left to summarize and conclude the results.

II. BASIC EQUATIONS

We consider the nonlinear interaction of hf circularly polarized EM waves and lf EAWs in unmagnetized relativistic plasmas with two groups of electrons, namely relativistic fully degenerate dense electrons and a sparse population of relativistic nondegenerate classical electrons and stationary positive ions. The dynamics of these coupled waves is described by the following set of

Zakharov-like equations [2].

$$2i\omega_0 \left(\frac{\partial}{\partial t} + V_g \frac{\partial}{\partial x} \right) A + \omega_0 V_g' \frac{\partial^2 A}{\partial x^2} + \omega_{ed}^2 b_1 N A + \omega_{ed}^2 b_2 |A|^2 A = 0, \quad (1)$$

$$\left(\frac{\partial^2}{\partial t^2} - c_s^2 \frac{\partial^2}{\partial x^2} \right) N = -3c_s^2 b_3 \frac{\partial^2 |A|^2}{\partial x^2}, \quad (2)$$

where $N \equiv \delta n_d / n_{d0}$ ($\ll 1$) stands for the degenerate electron number density perturbation normalized by the unperturbed density n_{d0} such that the total number density, $n_d \equiv n_{d0} + \delta n_d$ and $A \equiv eA/mc^2$ is the slowly varying dimensionless amplitude of the EM wave envelope with e denoting the elementary charge, m the electron rest mass, c the speed of light in vacuum, and ω_0 (k_0) the EM carrier wave frequency (wave number), which satisfies the following high-frequency dispersion relation for carrier EM waves.

$$\omega_0^2 = c^2 k_0^2 + \Omega_d^2 + \alpha \omega_{ed}^2. \quad (3)$$

Here, $\omega_{ed} = \sqrt{4\pi n_{d0} e^2 / m}$ is the plasma oscillation frequency of degenerate electrons, $\Omega_d^2 = \omega_{ed}^2 / \sqrt{1 + R_0^2}$, $\alpha = n_{c10} / n_{d0}$ ($\ll 1$) is the ratio of the equilibrium number densities of classical and degenerate electrons, $R_0 \equiv (n_{d0} / n_{cr})^{1/3} = \hbar(3\pi^2 n_{d0})^{1/3} / mc$ is the electron degeneracy parameter with $n_{cr} = m^3 c^3 / 3\pi^2 \hbar^3 \approx 6 \times 10^{29} \text{ cm}^{-3}$ denoting the critical number density at which the Fermi momentum, $p_F = mc$, i.e., the relativistic degeneracy effect starts. Also, c_s is the electron-acoustic speed, given by, $c_s^2 = \alpha c^2 R_0^2 / 3\sqrt{1 + R_0^2}$, V_g ($= d\omega_0 / dk_0$) is the group velocity of EM wave envelopes and $b_1 = (1 - \kappa^2 / \sqrt{R_0^2 + 1})$, $b_2 = \alpha + \kappa^2 / (R_0^2 + 1)^{3/2}$, and $b_3 = (\sqrt{1 + R_0^2} - \kappa^2) / R_0^2$ with $\kappa^2 = 1 - R_0^2 / 3(1 + R_0^2)$ pertain to the coefficients of the nonlocal nonlinear, cubic nonlinear, and ponderomotive nonlinear terms respectively. From the dependency of c_s on α (without which c_s would vanish or may not be finite) it is evident that a small fraction of nondegenerate electrons is the prerequisite for the generation of low-frequency longitudinal EAWs simultaneously with the EM waves [2]. Equations (1) and (2) were derived using a set of relativistic fluid equations for electrons with the isothermal equation of state for classical electrons and the Fermi-Dirac pressure law for degenerate species and the Maxwell's equations (See, Ref. [2] for details) to model the dynamics of EM wave radiation (X-ray and γ -ray pulses) emanating from compact astrophysical objects (e.g., white dwarf stars) and interacting with EAWs supported by degenerate dense plasmas surrounding the objects.

To study numerically Eqs. (1) and (2), we normalize the space and time variables according to $t \rightarrow t\omega_0$ and $z \rightarrow z\omega_0 / c_s$. Thus, Eqs. (1) and (2) reduce to

$$2i \left(\frac{\partial}{\partial t} + v_g \frac{\partial}{\partial x} \right) A + B_0 \frac{\partial^2 A}{\partial x^2} + B_1 N A + B_2 |A|^2 A = 0, \quad (4)$$

$$\left(\frac{\partial^2}{\partial t^2} - \frac{\partial^2}{\partial x^2}\right)N = -3b_3 \frac{\partial^2 |A|^2}{\partial x^2}, \quad (5)$$

where $v_g = V_g/c_s$, $B_0 = \omega_0 V_g'/c_s^2$, $B_1 = (\omega_{ed}/\omega_0)^2 b_1$, and $B_2 = (\omega_{ed}/\omega_0)^2 b_2$. Also, Eq. (3), in normalized form, reduces to

$$\Omega^2 \equiv \omega_0^2/\omega_{ed}^2 = K^2 + \omega_d^2 + \alpha, \quad (6)$$

where $K = k_0 c/\omega_{ed}$, $\Omega_d = \Omega_d/\omega_{ed}$ so that $v_g = \Omega/K \tilde{c}_s$ with $\tilde{c}_s = c_s/c$, $B_0 = (1 - K^2/\Omega^2)/\tilde{c}_s^2$, $B_1 = b_1/\Omega^2$, and $B_2 = b_2/\Omega^2$.

We inspect the spatial domains for the excitation of EM solitons through MI and their interactions with EAWs for the emergence of spatiotemporal chaos. Thus, as a first step, it is pertinent to consider the modulation of EM waves by the plane waveform of electron-acoustic density perturbations with the wave frequency ω and the wave number k , and to obtain the MI domain and the growth rate of instability in relativistic degenerate regimes. A plane wave solution for the EM wave envelope and the perturbed density of Eqs. (4) and (5) can be written as

$$A(x, t) = a(x, t) \exp i\theta(x, t), \quad (7)$$

$$N(x, t) = \tilde{N}(x, t) \exp(ikx - i\omega t) + c.c., \quad (8)$$

where ‘‘c.c.’’ denotes the complex conjugate of the corresponding quantity. Next, we modulate both the amplitude and phase of the EM envelope by the plane wave perturbations as

$$\begin{aligned} a(x, t) &= a_0 + \tilde{a} \exp(ikx - i\omega t) + c.c., \\ \theta(x, t) &= \theta_0 + \tilde{\theta} \exp(ikx - i\omega t) + c.c., \end{aligned} \quad (9)$$

where $a(x, t)$ and $\theta(x, t)$ are slowly varying functions of x and t such that $\tilde{a} \ll a_0$, $\tilde{\theta} \ll \theta_0$. Substituting Eqs. (7) and (8) [using the ansatz (9)] into Eqs. (4) and (5), and looking for nonzero solutions of the amplitudes of perturbations, we obtain the following dispersion relation [2]

$$\begin{aligned} (\omega^2 - k^2) \left[(\omega - v_g k)^2 - \frac{1}{4} B_0 k^2 (B_0 k^2 - 3B_2 a_0^2) \right] \\ = \frac{3}{2} a_0^2 B_0 B_1 b_3 k^4. \end{aligned} \quad (10)$$

Assuming $\omega \approx v_g k + i\Gamma$ and $\Gamma \ll v_g k$, we obtain the following growth rate of instability.

$$\Gamma \approx \sqrt{\frac{1}{4} B_0 k^2 \left[3a_0^2 \left(B_2 - \frac{2B_1 b_3}{v_g^2 - 1} \right) - B_0 k^2 \right]}, \quad (11)$$

provided $0 < k < k_c$, where k_c is the critical value of k at which the growth rate Γ vanishes, given by,

$$k_c = \frac{\sqrt{3}a_0}{\sqrt{B_0}} \left(B_2 - \frac{2B_1 b_3}{v_g^2 - 1} \right)^{1/2}. \quad (12)$$

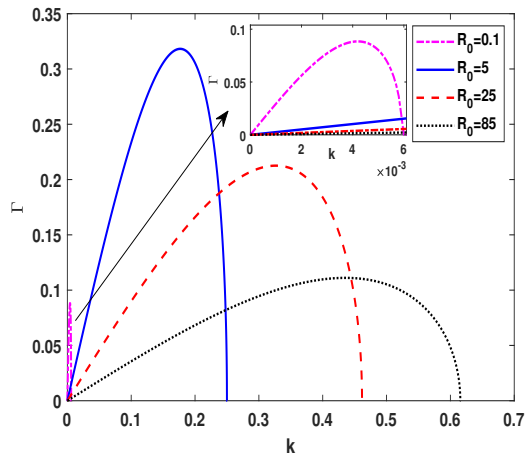


FIG. 1. The modulational instability growth rate (Γ) is plotted against the modulation wave number (k) for different values of the degeneracy parameter R_0 as in the legend. In the inset, a zoomed in part of the variation of Γ in a small interval of k , especially when R_0 is small (< 1), is shown.

The maximum growth rate Γ_{\max} occurs at $k_m = k_c/\sqrt{2}$, given by,

$$\Gamma_{\max} = \frac{3}{4} a_0^2 \left(B_2 - \frac{2B_1 b_3}{v_g^2 - 1} \right). \quad (13)$$

Equation (11) for Γ agrees with Ref. [2] after one replaces the factors 2 and 3 by 3 and 2 respectively in the first term under the square brackets. From Fig. 1, it is seen that there are two instability subdomains of k : (i) $0 < k \lesssim k_m$ in which the growth rate (Γ) increases with k and reaches a maximum value at $k = k_m$ and (ii) $k_m < k \lesssim k_c$ where the growth rate reduces with k and vanishes at $k = k_c$. The latter thus defines a bifurcation point at which the pitchfork bifurcation occurs for unstable ($k < k_c$) and stable ($k > k_c$) regions. It is also noted that the growth rate of instability and the instability domain are significantly reduced in the regimes of weakly relativistic degeneracy (See the dash-dotted magenta line corresponding to a value of the relativistic degeneracy parameter $R_0 = 0.1$). However, since the degeneracy effect starts playing a role for $R_0 \gtrsim 1$, i.e., as one enters from moderate to ultra-relativistic degenerate regimes, the instability growth rate tends to decrease, but the instability domain expands with cut-offs at higher values of the wave number of modulation k (See the solid, dashed, and dotted lines). We note that higher values of R_0 correspond to higher density regimes of degenerate species, and as the value of R_0 increases, both the group velocity dispersion ($\propto B_0$) and the ponderomotive nonlinearity ($\propto b_3$) tend to decrease, however, the nonlocal and the cubic nonlinearities get enhanced. As a result, the effective nonlinearity [approximately the cubic nonlinearity proportional to $B_2 - 3B_1 b_3$ for slowly varying envelopes, which is equivalent to taking $\partial_t^2 N \ll \partial_x^2 N$ in Eq. (5)] tends to get reduced, resulting in a reduction of the in-

stability growth rate for the perturbed mode with a cut-off at a higher value of the wave number k . Typically, envelope solitons are formed due to MI, and when linearly excited modes at small scales recognize themselves into solitons, the MI gets saturated. In contrast, if the length scale of linearly excited modes is much larger than the most unstable (with maximum growth rate) ones, the EM solitons may be significantly influenced as they interact with the EAWs. Thus, in the high-density regimes ($R_0 > 1$), there may be the possibilities of collisions and fusions among the modes due to EAW emission [5].

III. CONDITIONS FOR THE EXISTENCE OF SPATIOTEMPORAL CHAOS

Before proceeding to study Eqs. (4) and (5) numerically for nonlinear EM and electrostatic wave-wave interactions, it is pertinent to state the conditions for the existence of spatiotemporal chaos in the nonlinear interactions.

A perturbation in the form of a wave $A(x, t)$ is said to exhibit spatiotemporal chaos [13, 15] if the following conditions are satisfied.

- $A(x, t)$ is temporally chaotic as characterized by the positive Lyapunov exponent spectra.
- The time series of $\{A(x_1, t)\}$ and $\{A(x_2, t)\}$ tend to become statistically independent (Spatially incoherent) as the distance between any two points x_1 and x_2 gradually increases with time t .

A bit more about these two conditions are as follows:

Temporal Chaos

We study the temporal dynamics of $A(x, t)$ and calculate the largest Lyapunov exponent spectra of the time series of $A(x, t)$ for all real values of x by using the method developed by Rosenstein [11]. The positive values of the largest Lyapunov exponent in the entire domain of x confirm the existence of temporal chaos in the system of Eqs. (4) and (5).

Statistical independence (Spatial incoherence)

Typically, the statistical independence is estimated by the decay of two-point correlation function $C(r)$ or the decay of the mutual information function $I(r)$ with increasing values of the distance r between two points. While the former is only a necessary condition, the vanishing of $I(r)$ is both a necessary and sufficient condition for the statistical independence. We first define the correlation function as [9, 12, 13]

$$C(r) \equiv C(x_1 - x_2) = \langle (A(x_1, t) - \langle A \rangle)(A(x_2, t) - \langle A \rangle) \rangle, \quad (14)$$

where the angular brackets $\langle \cdot \rangle$ denote the temporal mean. If $C(r)$ behaves as $\exp(-r/\xi)$ for $r \rightarrow 0$ and $\xi \ll L_x$, or $C(r) \rightarrow 0$ for some ξ and r , where ξ is the correlation length and L_x is the system size, then the system is said to be statistically independent or spatially incoherent. However, as in Ref. [9], if the correlation function lies in $0 < C(r) < 1$, the system may be in the spatially partial coherent state. In general, $C(r)$ lies within $-1 < C(r) < 1$ but may exponentially decay to zero for a particular system.

Next, we define the mutual information function as [14, 15]

$$I(r) \equiv I(x_1, x_2) = \int p_{x_1, x_2}(u_1, u_2) \log \left[\frac{p_{x_1, x_2}(u_1, u_2)}{p_{x_1}(u_1)p_{x_2}(u_2)} \right] du_1 du_2, \quad (15)$$

where the distributions $p_{x_1, x_2}(u_1, u_2)$, $p_{x_1}(u_1)$, and $p_{x_2}(u_2)$ are generated by the time series of $\{A(x_1, t)\}$ and $\{A(x_2, t)\}$ for all t . Intuitively, $p_{x_1, x_2}(A(x_1), A(x_2))dA(x_1)dA(x_2)$ is the fraction of time that both $A(x_1, \cdot) \in (A(x_1), A(x_1) + dA(x_1))$ and $A(x_2, \cdot) \in (A(x_2), A(x_2) + dA(x_2))$, and $p_{x_1}(A)dA$ is the fraction of time that $A(x_1, \cdot) \in (A, A + dA)$, etc. We employ the Gaussian joint probability density function to calculate the mutual information for the present system of Eqs. (4) and (5).

IV. NUMERICAL SIMULATION: EVOLUTION OF SPATIOTEMPORAL CHAOS

From Eq. (11) and the discussion in Sec. II, we note that the modulation perturbation is unstable in $0 < k < k_c$ and stable for $k > k_c$ such that $k = k_c$ defines the pitchfork bifurcation curve. The instability growth rate tends to increase in $0 < k < k_m$ (achieving a maximum value at $k = k_m$) and decreases in $k_m < k < k_c$ (having a cut-off at $k = k_c$). In this regime of small growth rate, the EM waves are essentially trapped by the density humps (similar to Fig. 2), and a stationary solution of Eqs. (4) and (5) in a frame $\xi = x - v_g t$ moving with the group velocity v_g can be obtained as $N = 3b_3|A|^2/(1 - v_g^2) \sim \text{sech}^2(\xi/w)$ for some constant w . Clearly, $v_g < 1$ (or the group velocity is to be smaller than the sound speed) for a soliton solution to exist. Thus, below and sufficiently close to the bifurcation curve, i.e., in the region $k_m < k \lesssim k_c$, the dynamics of coupled EM waves and EAWs is truly subsonic in the sense that the MI growth rate is small ($\Gamma/k \ll 1$) [5, 10]. So, a critical wave number k_{c1} may exist in $k_m < k < k_c$ such that the motion of EM wave envelopes will be in temporal periodic or quasi-periodic states [8] if the modulation wave number lies in $k_m < k_{c1} < k < k_c$, and the coexistence of temporal chaos and coherent solitary patterns may occur if k lies in $k_m < k < k_{c1} < k_c$ [8]. On the other hand, the region of k below k_m may not be subsonic if k_c is relatively large, and Eq. (11) suggests

that not only is the perturbed mode with the wave number k unstable but also a higher-harmonic mode with the wave number $2k$. If k is further reduced from k_m , there is a possibility of the existence of more and more higher harmonic modes that are unstable. Thus, the region $k_m < k < k_c$ may be appropriate for describing a few unstable modes [5]. We are, however, interested in the region $0 < k < k_m$ where many solitary patterns may be excited through the modulational instability and saturated after collisions, fusions, and interactions with electron-acoustic density perturbations. In the numerical simulation, we excite the solitary patterns at the modulation wavelengths $l_m = L_x/m$, where $m = 1$ is for the master mode and $m = 2, 3, \dots, M$ are for the unstable harmonic modes due to pattern selection such that $M < [k^{-1}]$ [9].

We solve Eqs. (4) and (5) numerically by considering a simulation box size $L_x = 2\pi/k$ as the resonant wavelength for a perturbed mode, the number of grid points as 2048, and the initial conditions as [5, 9, 16]

$$\begin{aligned} A(x, 0) &= A_0[1 - b \cos(kx)/L], \\ N(x, 0) &= 2bA_0 \cos(kx)/L, \end{aligned} \quad (16)$$

where A_0 is the amplitude of the pump EM wave envelope and b is a suitable constant, and we take $L \sim 500$ to mean relatively a small perturbation. Equations (4) and (5) are advanced in time using the Runge-Kutta scheme with a time step $dt \sim 10^{-4}$ or less such that $dt < dx^2/B_0$ is satisfied for the convergence of the scheme. We approximate the spatial derivatives by using the centered second-order difference formulas and assume $A = N = \partial^2 A / \partial x^2 = \partial^2 N / \partial x^2 = 0$ at the boundaries [5]. Furthermore, we choose $A_0 \sim 1$ and $b \sim 0.5$ and the fixed values as $K = 0.01$ and $\alpha = 0.03$. Thus, the key parameters are the modulation wave number k and the degeneracy parameter R_0 . While the former is responsible for the excitation of different (master and harmonic) modes in the pattern selection, the latter corresponds to the regimes of degenerate dense plasmas. Typically, the degeneracy effect starts playing a role for $R_0 \gtrsim 1$, i.e., in the regimes of electron number density close to or exceeding the critical number density $n_{\text{cr}} = 6 \times 10^{29} \text{ cm}^{-3}$. Thus, values of R_0 close to 5, 25, and 85 or a bit more may, respectively, be roughly called moderate, strong, and ultra-relativistic regimes. In Secs. IV A-IV C, we will mainly consider these three regimes separately. Since the growth rate and the instability domain are seen to be significantly reduced for $R_0 < 1$ (See the dash-dotted line of Fig. 1), the case of weak relativistic degeneracy is not of interest and thus not discussed in the present study.

A. Moderate relativistic degeneracy

We consider a relativistic degeneracy regime with $R_0 \sim 5$ for degenerate electrons that corresponds to the density: $n_{\text{d0}} \sim 7.5 \times 10^{31} \text{ cm}^{-3}$. Figure 2 shows the spatial

profiles of the perturbed EM wave field $|A|$ (solid line) and the number density perturbation of degenerate electrons N associated with the EAWs (dash-dotted line) for $R_0 = 5$ and different values of the modulation wave number: $k = 0.15$ [subplot (a)], $k = 0.11$ [subplot (b)], and $k = 0.043$ [subplot (c)] within the domain $0 < k < k_m$ after some small interval of times, $t = 12, 14,$ and 30 respectively, to observe the initial excitation of master and harmonic modes. We observe that the amplitudes of perturbations grow beyond the unity due to the modulational instability, and an excited EM field ($|A|$) is highly correlated with the density fluctuation (N) having the highest peaks near the center at $x = 0$. Furthermore, in the moderate degeneracy regime, the EM waves are trapped by the density humps. Subplot (a) of Fig. 2 shows that the pattern selection with $k = 0.15$ leads to the excitations of three ($[k^{-1}] = 6$) modes: one master mode with wavelength $l_m = L_x$, initially peaked at $x = 0$ and two harmonic modes with wavelength $l_m = L_x/4$ initially peaked at two different points: $x = -L_x/4$ and $L_x/4$ (i.e., near the points $x = -10$ and $x = 10$ respectively) in the simulation box $[-L_x/2, L_x/2]$. It is seen that the master pattern is first formed (near $x = 0$) and the harmonic modes begin to appear near $x = \pm 10$ from the master mode. As we successively reduce the modulation wave number from $k = 0.15$ to $k = 0.11$ and $k = 0.043$, the excitation of more harmonic modes (four and thirteen) with reduced wavelengths $l_m = L_x/6$ [See subplot (b)] and $l_m = L_x/14$ [See subplot (c)] are seen. The density fluctuations with $N < 0$ also appear in Fig. 2, which indicates that during the pattern formation, electrons are pushed back by the EM wave-driven ponderomotive force from the regions of the master mode and harmonic waves. Such density-depleted electrons move stochastically on either side of the patterns, and thus cannot arrest the EM wave fields [5].

As time goes on (i.e., going beyond the times $t = 12, 14,$ and 30 for initial excitation of modes), some new interesting phenomena are observed. The EM master mode and harmonic modes excited at different points of x with large scales collide themselves to generate higher harmonic modes with short wavelengths and also fuse after interactions due to strong EAW emission. The contour plots (Fig. 3) corresponding to Fig. 2, show that for $k = 0.15$ [subplot (a)] the EM master pattern (excited near $x = 0$) and the two harmonic patterns (excited near $x = \pm 10$) move stochastically, i.e., their amplitudes oscillate and widths vary in time, and after some time, i.e., at $t \approx 250$, the harmonic modes collide themselves and eventually fuse to generate a new incoherent pattern due to electron-acoustic radiation. The system energy is so weak that the new pattern does not propagate any more and eventually it disappears after $t \approx 300$. The system is then said to be in TC state as evident from the positive values of the largest Lyapunov exponent shown in the subplot (a) of Fig. 4. However, the spatial behaviors of the patterns are still in the SPC state due to EAW emission as evident from Fig. 5 that the correlation function

$C(r)$ [subplot (a); see the solid line] still lies in the interval $-0.1 < C(r) < 0.1$ and the mutual information $I(r)$ [subplot (b); see the solid line] does not approach to zero as r gradually increases. It follows that a few patterns may not be sufficient to cause STC, i.e., the coherence of EM waves is still partially retained and the system is in the coexistence of TC and SPC states. Subplot (b) of Fig. 3 shows that as k is further reduced from $k = 0.15$ to $k = 0.11$, the pattern selection leads to the excitations of five modes: four harmonic modes at $x = \pm L_x/3, \pm L_x/6$ and a master mode at $x = 0$ with initial wavelengths $L_x/6$ and L_x respectively. It is observed that the patterns excited at $x = \pm L_x/3$ disappear after $t \approx 40$ due to weak EM wave energy and the influence of the strong electron-acoustic radiation. However, the other two harmonic modes initially excited at $x = \pm L_x/6$ collide at two different times $t \approx 200$ and $t \approx 580$ with the master mode (initially excited near $x = 0$) and eventually fuse to generate a single incoherent distorted master mode with a higher amplitude but a narrower width. From subplot (b) of Fig. 4, the largest Lyapunov exponent is seen to be positive. Also, from subplots (a) and (b) of Fig. 5 (See the dash-dotted lines) we find an exponential decay of both the correlation function $[C(r)]$ and the mutual information $[I(r)]$. The correlation and the mutual information decay lengths, respectively, are $\xi_C \approx 9.2336$ and $\xi_I \approx 2.6781$ (See Table I), i.e., $\xi_C, \xi_I \ll 2048$, the system grid size. So, the system is said to emerge in STC. Thus, even in the moderate relativistic regime, a few number initially excited modes can lead to the emergence of STC due to strong electron-acoustic radiation.

We also consider the case, when many unstable solitary patterns can be excited and saturated in the pattern selection, e.g., for $k = 0.043$ and to verify the emergence of STC in the moderate degenerate regime. Figure 3 (c) shows that thirteen solitary patterns can be initially formed at points $x = \pm L_x/14, \pm L_x/7, \pm 3L_x/14, \pm 2L_x/7, 5L_x/14, \pm 3L_x/7$, and $x = 0$ due to the pattern selection for $k = 0.043$. The first collision occurs around $t = 90$ between the modes excited at $x = 3L_x/14$ and $5L_x/14$, and thereafter two binary collisions occur at $t \approx 190$. Collisions also take place after $t = 200$ in which new incoherent patterns are formed accompanied by strong electron-acoustic radiation. It is observed that three harmonic modes initially excited at $x = -3L_x/14, -2L_x/7$, and $-5L_x/14$ collide and fuse to generate a new higher harmonic mode with a higher amplitude but narrower width. Also, two other modes initially excited at $x = -3L_x/7$ and $2L_x/7$ disappear shortly due to influence of the electron-acoustic radiation. As time goes on, repeated collisions among the harmonic modes occur and the new incoherent patterns get distorted. We note that the harmonic mode initially excited at $x = -L_x/14$ collides with the master mode and again collides with the new incoherent pattern formed by the repeated collisions of four solitary patterns initially excited at $x = L_x/14, L_x/7, 3L_x/14$, and $-5L_x/14$. Finally, the thirteen solitary patterns with

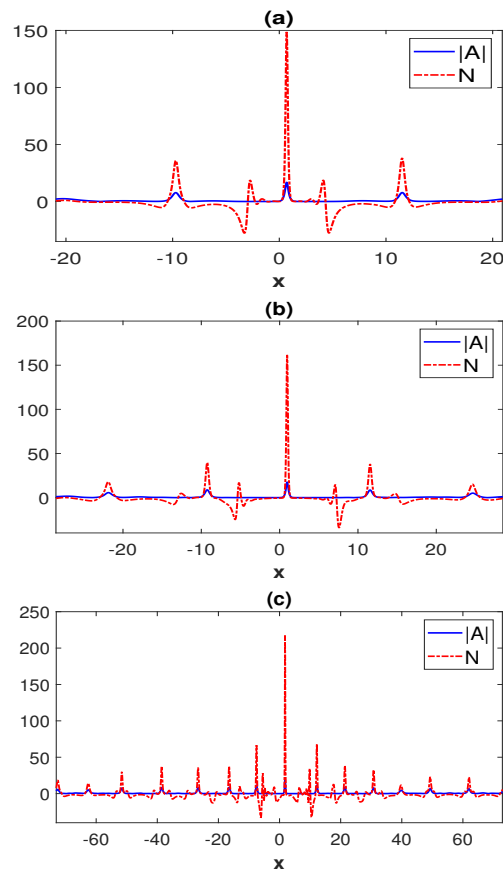


FIG. 2. Initial excitations of master and harmonic solitary patterns for the EM wave field ($|A|$) and the associated density perturbation (N) are shown over the spatial domain in the moderate relativistic degenerate regime with $R_0 = 5$. It is seen that the pattern selections lead to the excitations of three, five and thirteen solitary modes corresponding to $k = 0.15$ [subplot (a)], $k = 0.11$ [subplot (b)], and $k = 0.043$ [subplot (c)] respectively.

long wavelengths fuse into four incoherent patterns with small wavelengths. From subplot (c) of Fig. 4, we note that the largest Lyapunov exponent is positive and from subplots (a) and (b) of Fig. 5 (dotted lines), both the correlation function and the mutual information tend to assume zero values with increasing values of r . The correlation and mutual information decay lengths, respectively, are $\xi_C \approx 4.1894$ and $\xi_I \approx 1.4613$ (See Table I), which are well below the system grid size 2048. Thus, it may be inferred that the state of STC of the system emerges. In the STC state, the system energy, which was initially stored in thirteen solitary modes, is now spatially redistributed to four higher harmonic incoherent modes with short wavelengths in the process of random collisions and fusions among the patterns. Here, we note that a critical value k_{cs} of k must exist below which a transition from TC to STC can occur. In the case of $R_0 = 5$, such a value lies in $0.11 \lesssim k_{cs} < 0.15 < k_m$. Thus, in the regime of moderate relativistic degeneracy of electrons, it may

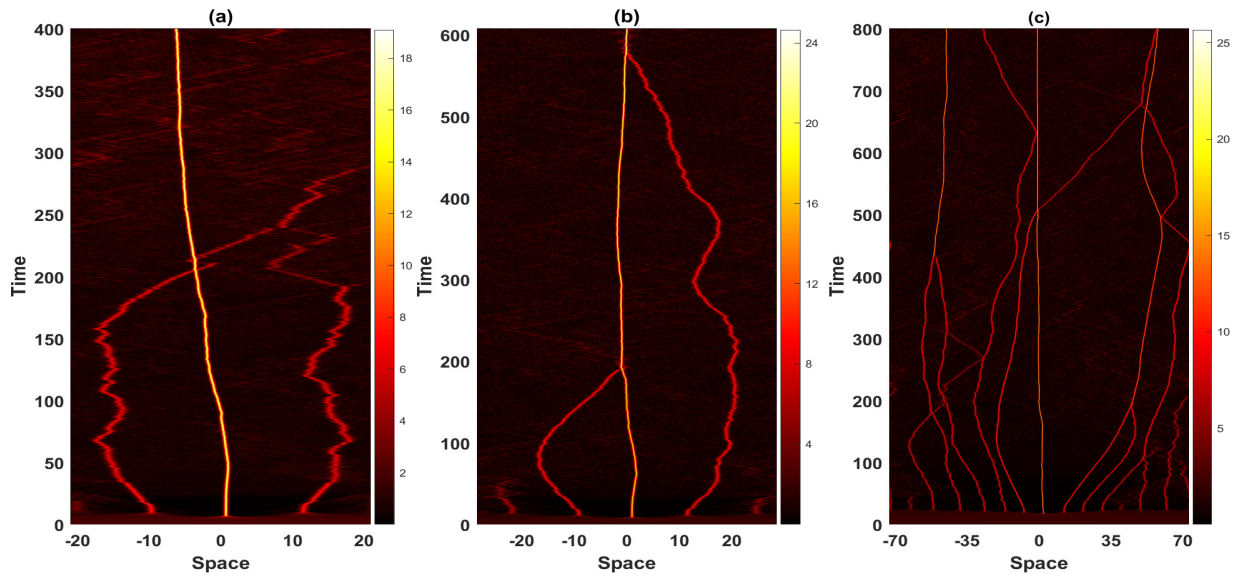


FIG. 3. The EM wave field $|A(x,t)|$ is contour plotted with respect to space and time in the regime of moderate relativistic degeneracy with $R_0 = 5$ to show the excitation of solitary patterns (master mode and harmonic modes with different wavelengths) and their collisions and fusions into a new incoherent pattern. Subplots (a), (b) and (c) are corresponding to $k = 0.15$, $k = 0.11$, and $k = 0.043$ respectively.

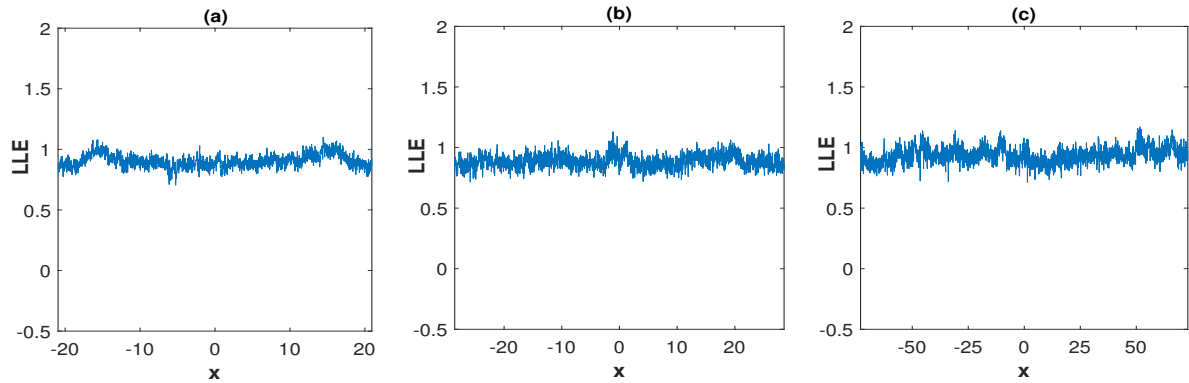


FIG. 4. The largest Lyapunov exponent (LLE) spectra of the time series is shown over the spatial domain x in the moderate relativistic degenerate regime with $R_0 = 5$ corresponding to $k = 0.15$ [Subplot (a)], $k = 0.11$ [Subplot (b)], and $k = 0.043$ [Subplot (c)].

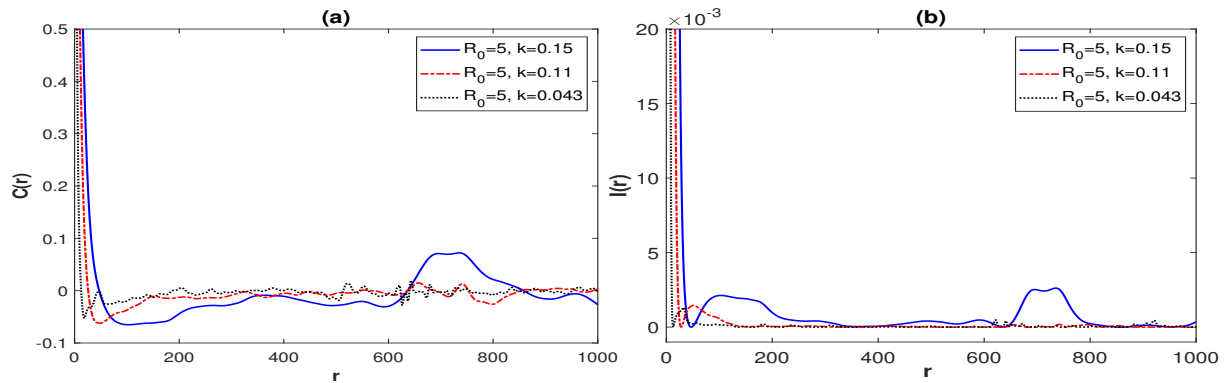


FIG. 5. The correlation function $[C(r)$, subplot (a)] and the mutual information $[I(r)$, subplot (b)] are plotted against the distance r between any two data points in the moderate relativistic degenerate regime with $R_0 = 5$ for different values of the modulation wave number k as in the legends.

be concluded that within the instability domain (where the growth rate tends to increase with k) but below the wave number of modulation (perturbation) k_m at which the instability growth rate is maximum, the nonlinear interaction of circularly polarized EM waves and electron-acoustic density perturbations can no longer give rise to coherent solitons but lead to the emergence of spatiotemporal chaos in which energy transfer indeed occurs from initially excited many coherent harmonic modes to a few new higher harmonic incoherent modes with short wavelengths.

B. Strong relativistic degeneracy

We consider a more dense regime in which the relativistic degeneracy of electrons becomes more stronger than the regime discussed in Sec. IV A, i.e., when $R_0 = 25$. This corresponds to the density regime $n_{d0} \sim 9 \times 10^{33} \text{ cm}^{-3}$. Since the MI domain expands towards higher values of the modulation wave number k (cf. Fig. 1), the TC and SPC state can coexist at a higher value of k ($< k_m$) ~ 0.21 than that for the case of $R_0 = 5$. Figure 6 shows that the pattern selections with (a) $k = 0.21$, (b) 0.11, and (c) 0.047 initially lead to the excitations of three, seven, and sixteen solitary modes respectively. While the former (number of excited modes for $k = 0.21$) remains the same, the latter two are higher than the modes excited for $R_0 = 5$. It follows that higher the degeneracy effects, larger are the instability domain and the excitations of modes in the pattern selection. As before, the excited peaks of the EM patterns are correlated with the density fluctuations of EAWs. However, the amplitudes of EM waves grow stronger than the density perturbations. It implies that the electron-acoustic wave emission becomes stronger in the strong degeneracy regime. Fig. 7(a) shows that for $k = 0.21$, as time progresses, two of the initially excited three patterns propagate incoherently and after a long time they collide and fuse into a new incoherent pattern. The positive values of the largest Lyapunov exponent over the entire domain as in Fig. 8 (a) manifest temporal chaos. However, from Fig. 5 (solid lines) it is seen that the correlation function and the mutual information function do not decay exponentially, and the value of the correlation function lies in $-0.2 < C(r) < 0.1$. So, the system is in the coexistence of TC and SPC. Although a transfer of energy from initially excited modes to a new incoherent mode occurs, it is not enough to cause STC.

As k is reduced from $k = 0.21$ to $k = 0.11$, seven solitary patterns are initially excited near $x = \pm L_x/8$, $\pm L_x/4$, $\pm 3L_x/8$, and $x = 0$ [Fig. 7(b)] due to pattern selection. Two of these coherent patterns, initially peaked near $x = -3L_x/8$ and $-L_x/4$, collide and fuse into a new incoherent one, and this new pattern collides with the master pattern (initially excited near $x = 0$) and gets fused into another new incoherent pattern with a higher amplitude but a reduced wavelength. This

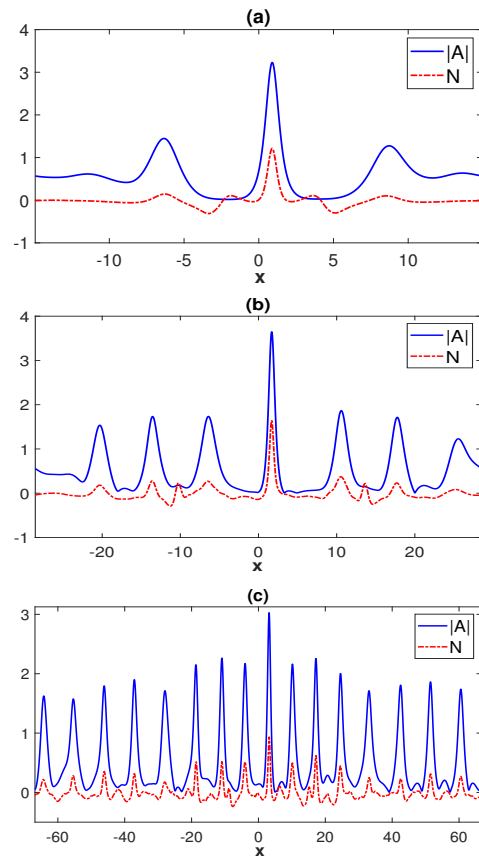


FIG. 6. Initial excitations of master and harmonic solitary patterns for the EM wave field ($|A|$) and the associated density perturbation (N) are shown over the spatial domain in the strong relativistic degenerate regime with $R_0 = 25$. It is seen that the pattern selections lead to the excitations of three, seven and sixteen solitary modes corresponding to $k = 0.21$ [subplot (a)], $k = 0.11$ [subplot (b)], and $k = 0.047$ [subplot (c)] respectively.

newly formed pattern again collides with a pattern that is formed by the fusion of two other patterns that were initially peaked at $x = 3L_x/8$ and $L_x/4$. Finally, seven coherent solitary patterns fuse into a single incoherent distorted pattern with a higher amplitude but a shorter wavelength due to electron-acoustic radiation. In this case, the largest Lyapunov exponent is seen to be positive in the entire spatial domain [Fig. 8(b)]. From Fig. 9 (dashed and dash-dotted lines) it is also clear that both the correlation function and the mutual information function decay exponentially to zero [$C(r) \sim \exp(-r/7.008)$, $I(r) \sim \exp(-r/2.6846)$]. So, the system is in STC in which the spatial redistribution of energy takes place in the process of collision and fusion from initially excited seven modes to a single incoherent mode. It is noted that as the value of the degeneracy parameter R_0 increases, the contribution from the nonlocal nonlinearity enhances compared to a lower value of R_0 , implying that a few number of initial patterns can also lead to STC by the

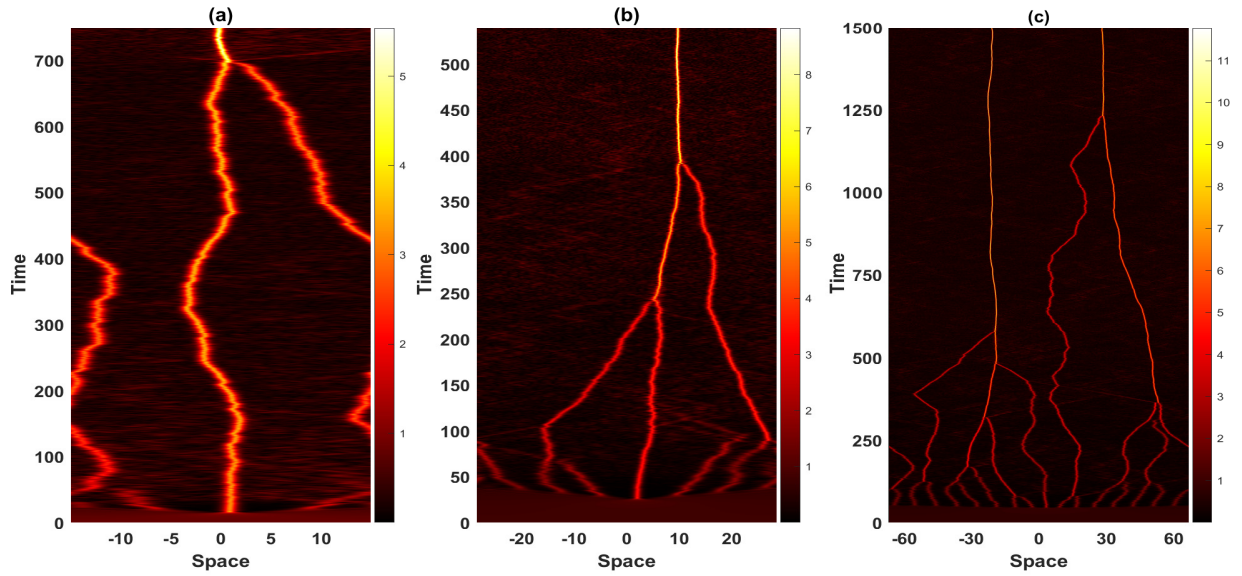


FIG. 7. The EM wave field $|A(x, t)|$ is contour plotted with respect to space and time in the regime of strong relativistic degeneracy with $R_0 = 25$ to show the excitation of solitary patterns (master mode and harmonic modes with different wavelengths) and their collisions and fusions into a new incoherent pattern. Subplots (a), (b) and (c) are corresponding to $k = 0.21$, $k = 0.11$, and $k = 0.047$ respectively.

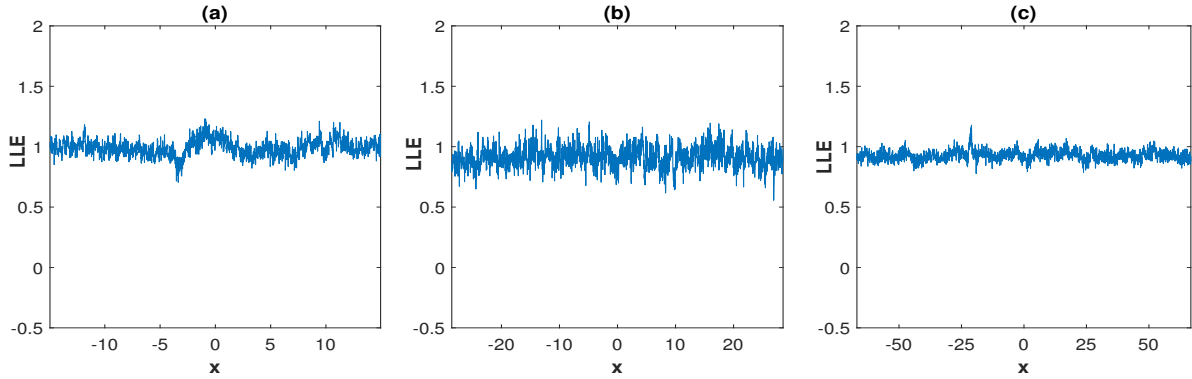


FIG. 8. The largest Lyapunov exponent (LLE) spectra of the time series is shown over the spatial domain x in the strong relativistic degenerate regime with $R_0 = 25$ corresponding to $k = 0.25$ [Subplot (a)], $k = 0.11$ [Subplot (b)], and $k = 0.047$ [Subplot (c)].

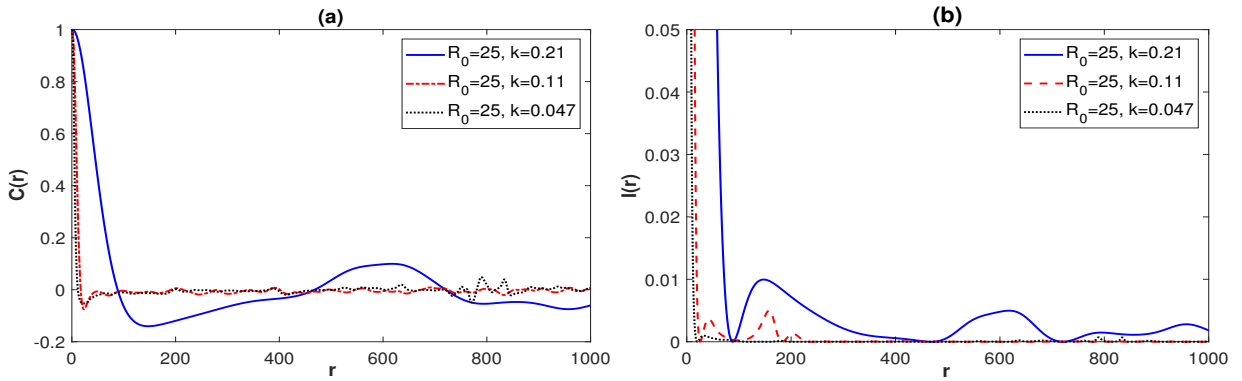


FIG. 9. The correlation function $[C(r)$, subplot (a)] and the mutual information $[I(r)$, subplot (b)] are plotted against the distance r between any two data points in the strong relativistic degenerate regime with $R_0 = 25$ for different values of the modulation wave number k as in the legends.

influence of a strong electron-acoustic wave emission.

In order to exhibit the pattern dynamics of many initially excited modes, we further reduce the modulation wave number to $k = 0.047$. It is seen that initially excited sixteen modes [Fig. 6(c)] at different points finally fused into two incoherent patterns after several collisions and fusions among them [Fig. 7(c)]. The pattern initially excited at the boundary $x = -L_x/2$ does not propagate any more after $t \approx 250$. However, the eight patterns initially peaked at $x = -nL_x/16$ ($n = 1, \dots, 7$) and $x = 0$ fuse into one new pattern. The remaining seven patterns initially peaked at $x = nL_x/16$ ($n = 1, \dots, 7$) also collide and eventually fuse into a single new incoherent pattern. Note that in the strong degeneracy regime with reduced values of k , the electron-acoustic radiation also becomes stronger (since the stationary states of EM waves gradually disintegrate), which results in faster collisions and fusions among the patterns compared to the moderate degeneracy regime. The largest Lyapunov exponent spectra is seen to be positive [Fig. 8(c)], and the correlation function, and mutual information decay exponentially to zero [$C(r) \sim \exp(-r/3.6443)$, $I(r) \sim \exp(-r/1.5939)$; See the dotted lines of Fig. 9 for $C(r)$ and $I(r)$ and Table I for the decay lengths ξ_C and ξ_I]. So, in this case, the system is also in STC. For $R_0 = 25$, the critical wave number (k_{cs}) lies in $0.11 < k_{cs} < 0.21$. So, STC occurs within $0 < k < k_{cs}$.

C. Ultra-relativistic degeneracy with $R_0 \sim 85$

From Secs. IV A and IV B, we noted that the state of STC indeed emerges in the nonlinear interaction of EM waves and EAWs in domains of the modulation wave number ($k \ll 1$) where many unstable modes can be excited initially and strong EAW emission occurs, resulting in faster collisions and fusions among the patterns, as we approach from moderate to strong relativistic degeneracy regimes with increasing values of R_0 . It is also pertinent to examine and verify the existence of STC in the ultra-relativistic degeneracy regime in which $R_0 \gg 1$. For an illustration purpose, we choose $R_0 = 85$, which corresponds to the density regime $n_{d0} \sim 4 \times 10^{35} \text{ cm}^{-3}$. However, it is free to choose any finite value of R_0 larger than $R_0 = 85$ for which the qualitative features will remain the same. In this ultra-relativistic regime, the modulational instability domain for k is also higher (See the dotted line in Fig. 1) but with a reduced growth rate. This indicates that the system's energy transfer rate from initially excited many modes to a few modes can be faster compared to the cases of moderate and strong relativistic degeneracy regimes (See Secs. IV A and IV B). As in the previous cases, we are interested in the domain $0 < k < k_m$. We first choose a value of k , which is close to but below k_m and then successively reduce from it for the excitation of many modes due to pattern selection. Since modulational instability domain further expands with a cut-off of the growth rate at higher value of k than that in the

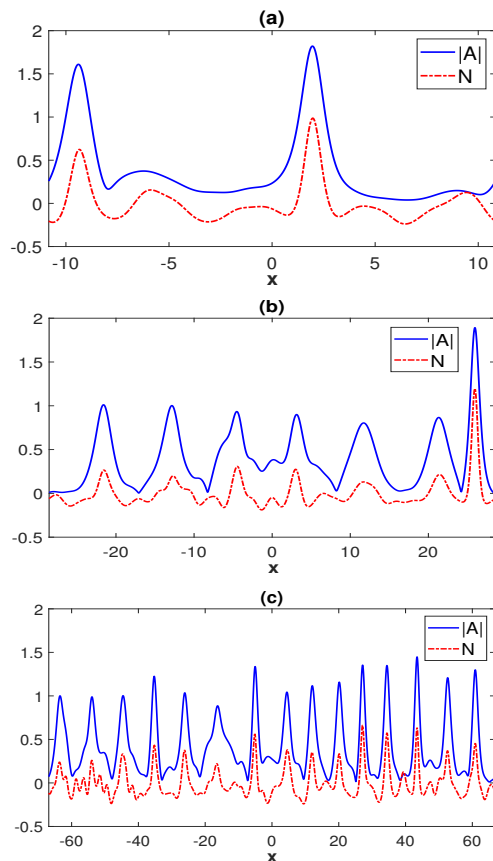


FIG. 10. Initial excitations of master and harmonic solitary patterns for the EM wave field ($|A|$) and the associated density perturbation (N) are shown over the spatial domain in the ultra-relativistic degenerate regime with $R_0 = 85$. It is seen that the pattern selections lead to the excitations of two, seven and fifteen solitary modes corresponding to $k = 0.29$ [subplot (a)], $k = 0.11$ [subplot (b)], and $k = 0.047$ [subplot (c)] respectively.

case with $R_0 = 25$, we first choose $k = 0.29$ to verify the existence of TC and SPC states. From Fig. 10, it is also evident that the EM wave peaks, initially excited at different points, are highly correlated with the density perturbations. Like Fig. 6, peaks of EMWs appear stronger in amplitudes than density perturbations, implying that the EAW emission becomes stronger in higher density regimes of degenerate electrons. For $k = 0.29$, initially two solitary patterns are formed [One is the harmonic mode excited near the boundary and another master mode near $x = 0$; See Fig. 10(a)]. They collide at time $t \approx 140$ and fuse into a new incoherent pattern [See Fig. 11(a)] with a stronger amplitude but narrower width. The largest Lyapunov exponent in this case is found to be positive in the entire spatial domain of x [See Fig. 12(a)]. However, the correlation function and the mutual information do not decay exponentially to zero [See the solid lines of subplots (a) and (b) of Fig. 13]. Although the energy transfer takes place from ini-

tially excited two modes to a single incoherent mode, the collision and fusion are not random to cause STC. Thus, the system is in the coexistence of TC and SPC.

Reducing k from $k = 0.29$ to $k = 0.11$ gives rise to the excitation of a few more modes than two. We observe that seven patterns are formed initially due to pattern selection [See Fig. 10(b)]. Three patterns initially excited at $x = -L_x/8$, $-L_x/4$, and $-3L_x/8$ collide and fuse into a new incoherent pattern. Two other pairs of patterns initially excited at $x = 0$, $L_x/8$ and $x = L_x/4$, $3L_x/8$ collide pairwise and fuse to form two new incoherent patterns. Finally, these three new incoherent patterns again collide at $t \approx 350$ and fuse into a single new incoherent pattern with stronger amplitude but narrower width [See Fig. 11(b)]. The wave energy, which was initially stored in seven unstable modes, is now transferred to a single stable higher harmonic mode with a shorter wavelength [9]. From the analysis of Lyapunov exponent spectra and statistical analysis, it is noted that the largest Lyapunov exponent is positive [See Fig. 12(b)], and the correlation function and mutual information decay exponentially to zero [$C(r) \sim \exp(-r/12.2684)$, $I(r) \sim \exp(-r/3.9002)$; See the dash-dotted lines of subplots (a) and (b) of Fig. 13 and Table I]. Thus, in the ultra-relativistic degeneracy regime, not only occur the random collisions and fusions among the solitary patterns within a shorter interval, the final energy transfer from seven patterns to a new incoherent pattern also becomes faster than the case with $R_0 = 25$. Evidently, the system is in STC.

In order to illustrate more frequent collisions and fusions among patterns and faster energy transfer at a reduced modulation wave number k compared to the previous case, we consider $k = 0.047$. In the latter, fifteen patterns are seen to be excited initially due to pattern selection [See Fig. 10(c)]. From 11(c), we note that the stochastic motions of pattern trains lead to frequent collisions among the neighboring patterns and fuse into new incoherent patterns. Finally, initially excited fifteen patterns fuse into a single incoherent pattern with a higher amplitude but a narrower width at a time shorter than the case with $R_0 = 25$ [See Fig. 7(c)]. From the positive values of the largest Lyapunov exponent over the entire spatial domain [Fig. 12(c)] and the decays of the correlation function and the mutual information (with $\xi_C \approx 4.3995$, $\xi_I \approx 1.2533$; See Table I and the dotted lines of Fig. 13) it is evident that the STC state also emerges in the ultra-relativistic regime. In this case, the critical wave number (k_{cs}) lies in $0.11 < k_{cs} < 0.29$.

	$R_0 = 5$		$R_0 = 25$		$R_0 = 85$	
k	0.11	0.043	0.11	0.047	0.11	0.047
ξ_C	9.2336	4.1894	7.0028	3.6443	12.2684	4.3995
ξ_I	2.6781	1.4613	2.6846	1.5939	3.9002	1.2533

TABLE I. The values of the correlation decay length (ξ_C) and the mutual information decay length (ξ_I) for $C(r) \sim \exp(-r/\xi_C)$ and $I(r) \sim \exp(-r/\xi_I)$. Clearly, $\xi_C, \xi_I \ll 2048$. So, for these cases, the system exhibits STC.

V. DISCUSSION AND CONCLUSION

We have studied the nonlinear interactions of circularly polarized EM waves and electron-acoustic density perturbations in a relativistic degenerate unmagnetized plasma with two groups of electrons, namely, classical (sparsely populated) and degenerate (densely populated) electrons, and stationary singly charged positive ions. We show that the interactions can lead to the formation of EM envelope solitons via the modulational instability of plane wave perturbations. The instability growth rate tends to get reduced significantly and the instability domain for the modulation wave number expands as one approaches from weakly relativistic to ultra-relativistic degeneracy regimes. By a numerical simulation approach, we show that by the pattern selection, many solitary patterns can be initially formed by the excitations of harmonic modes from the spatially modulated master mode. If the length scale of excited modes is smaller than the most unstable one (having maximum growth rate at k_m), the EM solitons can propagate as stable modes in the instability domain $k_m < k < k_c$. However, in contrast, if the length scale of excitations of harmonic modes is larger than the most unstable mode (i.e., in the instability domain $0 < k < k_m$), the EM solitons may be significantly influenced as they interact with the electron-acoustic perturbations and the collisions and fusions among the modes may likely occur due to EAW emission. In this situation, the interactions can be either in the states of TC and SPC, or in the STC state, depending on how much the length scale of excitation is larger than the most unstable mode and whether the collisions and fusions among the patterns are random or stochastic in nature.

To elucidate the characteristics of the wave-wave interactions in degenerate plasmas, we consider three different values of the degeneracy parameter: $R_0 = 5$, 25, and 85 to characterize moderate, strong and ultra-relativistic degeneracy regimes with degenerate electron number densities $n_{d0} \sim 8 \times 10^{31} \text{ cm}^{-3}$, $9 \times 10^{33} \text{ cm}^{-3}$, and $4 \times 10^{35} \text{ cm}^{-3}$ respectively. In all these cases, the pattern selection restricts the number of excited harmonic modes to be smaller than $[k^{-1}]$. Also, when the modulation wave number is slightly smaller than k_m or the length scale of excitation of harmonic modes is a bit larger than that of the most unstable mode, a few harmonic patterns coexist with the master mode. The amplitudes and widths of the solitary patterns change with time. However, the collisions and fusions among them can not occur frequently, and the spatial partial coherence of the patterns may be there, leading to the coexistence of TC and SPC states. Although the energy transfer occurs from initially excited multiple modes to a single or couple of higher harmonic modes with stronger amplitudes but reduced wavelengths, the transfer rate is not fast enough to cause STC. We have verified the existence of these ST and SPC states by analyzing the largest Lyapunov exponent spectra over the entire spatial domain and measures

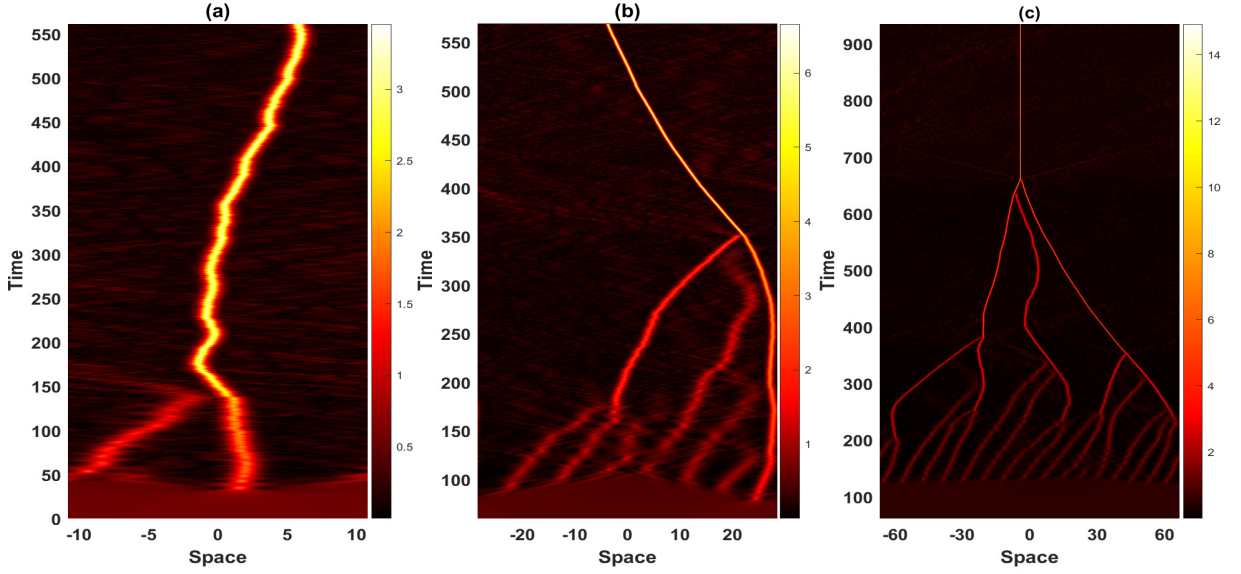


FIG. 11. The EM wave field $|A(x, t)|$ is contour plotted with respect to space and time in the regime of ultra-relativistic degeneracy with $R_0 = 85$ to show the excitation of solitary patterns (master mode and harmonic modes with different wavelengths) and their collisions and fusions into a new incoherent pattern. Subplots (a), (b) and (c) are corresponding to $k = 0.29$, $k = 0.11$, and $k = 0.047$ respectively.

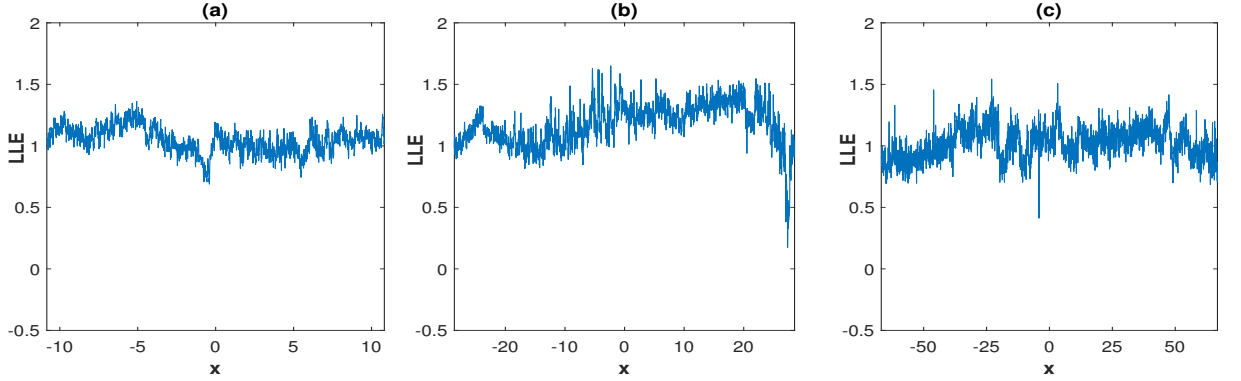


FIG. 12. The largest Lyapunov exponent (LLE) spectra of the time series is shown over the spatial domain x in the ultra-relativistic degenerate regime with $R_0 = 85$ corresponding to $k = 0.29$ [Subplot (a)], $k = 0.11$ [Subplot (b)], and $k = 0.047$ [Subplot (c)].

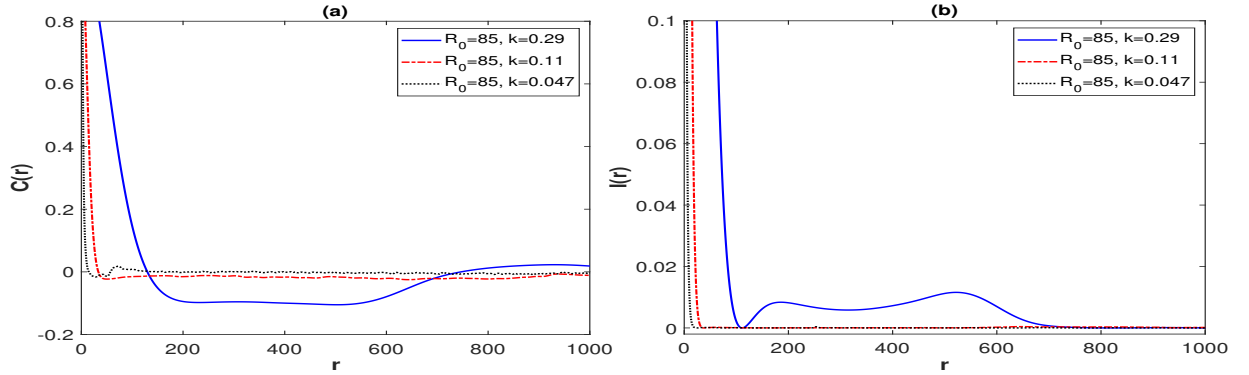


FIG. 13. The correlation function $[C(r)$, subplot (a)] and the mutual information $[I(r)$, subplot (b)] are plotted against the distance r between any two data points in the ultra-relativistic degenerate regime with $R_0 = 85$ for different values of the modulation wave number k as in the legends.

of the correlation function and the mutual information function over the distance (and as it increases) between any two points in space. However, as we further reduce k from a starting value of k ($< k_m$) at which the TC and SPC states coexist, there appear to be the excitation of many solitary patterns, which, as time goes on, interact themselves and fuse to form new incoherent patterns and undergo through strong electron-acoustic wave emission. The wave energy transfer occurs from initially excited many coherent modes at large scales to a single or a couple of stable higher harmonic incoherent modes with shorter wavelengths. Such a process develops faster as one approaches moderate to ultra-relativistic degeneracy regimes. The largest Lyapunov exponents are found positive in all these degenerate regimes and the vanishing of the correlations and mutual information functions over larger spatial domains.

To conclude, depending on the modulational perturbation wavelength smaller or larger than that of the most unstable wave, the electromagnetic radiation spectra emanating from compact astrophysical objects and interacting with electron-acoustic perturbations sustained by multi-component degenerate plasmas that surround the compact objects may either settle into EM envelope solitons (or stable wave states) due to saturation of the modulational instability or undergo through strong electron-acoustic wave emissions causing to emerge spatiotemporal chaotic states, which may be signature of turbulence in dense astrophysical regimes [5, 16, 17].

ACKNOWLEDGMENTS

One of us, SDA wishes to thank University Grants Commission (UGC), Government of India, for support through a junior research fellowship (JRF) with NTA reference no. 211610078837.

AUTHOR DECLARATIONS

Conflict of Interest

The authors have no conflicts to disclose.

Author Contributions

Sukhendu Das Adhikary: Formal analysis (equal); Investigation (equal); Methodology (equal); Software (equal); Writing—original draft (equal). Amar P. Misra: Conceptualization (equal); Formal analysis (equal); Investigation (equal); Methodology (equal); Software (equal); Supervision; Validation; Writing—review & editing.

DATA AVAILABILITY STATEMENT

The data that support the findings of this study are available from the corresponding author upon reasonable request.

-
- [1] V. Kryvdyk, *Journal of Physics: Conference Series* **172**, 012051 (2009).
- [2] N. L. Shatashvili, S. M. Mahajan, and V. I. Berezhiani, *Physics of Plasmas* **27**, 012903 (2020).
- [3] A. P. Misra, D. Chatterjee, and G. Brodin, *Physics of Plasmas* **28**, 112102 (2021).
- [4] S. Roy and A. P. Misra, *Frontiers in Astronomy and Space Sciences* **9**, 10.3389/fspas.2022.1007584 (2022).
- [5] S. Banerjee, A. P. Misra, P. K. Shukla, and L. Rondoni, *Phys. Rev. E* **81**, 046405 (2010).
- [6] A. R. Holkundkar and G. Brodin, *Phys. Rev. E* **97**, 043204 (2018).
- [7] S. Roy, D. Chatterjee, and A. P. Misra, *Physica Scripta* **95**, 015603 (2019).
- [8] X. He, C. Zheng, and S. ping Zhu, *Physica A: Statistical Mechanics and its Applications* **288**, 338 (2000), *dynamics Days Asia-Pacific: First International Conference on NonLinear Science*.
- [9] X. T. He, C. Y. Zheng, and S. P. Zhu, *Phys. Rev. E* **66**, 037201 (2002).
- [10] F. B. Rizzato, G. I. de Oliveira, and R. Erichsen, *Phys. Rev. E* **57**, 2776 (1998).
- [11] M. T. Rosenstein, J. J. Collins, and C. J. De Luca, *Physica D: Nonlinear Phenomena* **65**, 117 (1993).
- [12] P. Hohenberg and B. I. Shraiman, *Physica D: Nonlinear Phenomena* **37**, 109 (1989).
- [13] D. Cai and D. W. McLaughlin, *Journal of Mathematical Physics* **41**, 4125 (2000), https://pubs.aip.org/aip/jmp/article-pdf/41/6/4125/19126533/4125_1.online.pdf.
- [14] R. E. Blahut, *Principles and practice of information theory* (Addison-Wesley Longman Publishing Co., Inc., USA, 1987).
- [15] D. Cai, D. W. McLaughlin, and J. Shatah, *Mathematics and Computers in Simulation* **55**, 329 (2001), *nonlinear Waves: Computation and Theory*.
- [16] A. P. Misra and P. K. Shukla, *Phys. Rev. E* **79**, 056401 (2009).
- [17] A. C.-L. Chian, *Plasma Physics and Controlled Fusion* **41**, A437 (1999).