

STOCHASTIC VARIANCE-REDUCED GAUSSIAN VARIATIONAL INFERENCE ON THE BURES-WASSERSTEIN MANIFOLD

Hoang Phuc Hau Luu, Hanlin Yu, Bernardo Williams, Marcelo Hartmann & Arto Klami

Department of Computer Science

University of Helsinki, Helsinki, Finland

{hoang-phuc-hau.luu, hanlin.yu, bernardo.williamsmoreno, marcelo.hartmann, arto.klami}@helsinki.fi

ABSTRACT

Optimization in the Bures-Wasserstein space has been gaining popularity in the machine learning community since it draws connections between variational inference and Wasserstein gradient flows. The variational inference objective function of Kullback–Leibler divergence can be written as the sum of the negative entropy and the potential energy, making forward-backward Euler the method of choice. Notably, the backward step admits a closed-form solution in this case, facilitating the practicality of the scheme. However, the forward step is no longer exact since the Bures-Wasserstein gradient of the potential energy involves “intractable” expectations. Recent approaches propose using the Monte Carlo method – in practice a single-sample estimator – to approximate these terms, resulting in high variance and poor performance. We propose a novel variance-reduced estimator based on the principle of control variates. We theoretically show that this estimator has a smaller variance than the Monte-Carlo estimator in scenarios of interest. We also prove that variance reduction helps improve the optimization bounds of the current analysis. We empirically demonstrate that the proposed estimator gains order-of-magnitude improvements over previous Bures-Wasserstein methods.

1 INTRODUCTION

Variational inference (VI) (Wainwright et al., 2008; Blei et al., 2017) provides a fast and scalable alternative to Markov chain Monte Carlo (MCMC), especially for inference tasks in high dimensions. The main principle of VI is to approximate a complicated distribution π , e.g., posterior distribution in Bayesian inference, by a simpler tractable family of distributions. The approximation μ within the family is obtained by solving an optimization problem, providing a closed-form representation and e.g. efficient sampling by construction. The choice of the optimization method is heavily influenced by the assumptions made on the approximation family and the information about π that can be obtained, ranging from classical coordinate ascent algorithms for mean-field approximations for targets with conditional conjugacy structure (Blei et al., 2017) to gradient methods using score-function approximations to avoid assumptions on the target density (Ranganath et al., 2014) or flexible approximations parameterized with neural networks (Rezende & Mohamed, 2015).

We focus on Gaussian approximations (Honkela & Valpola, 2004; Opper & Archambeau, 2009; Xu & Campbell, 2022; Quiroz et al., 2023) but with a particular emphasis on the recent research line in the Wasserstein geometric viewpoint of this family (Lambert et al., 2022; Diao et al., 2023). Regarding the target π , we assume access to second order gradients, typically computed by automatic differentiation, similar to the above works. Gaussian VI offers strong statistical guarantees at the optimal solution (Katsevich & Rigollet, 2023), offers an easy way of modelling dependencies between the variables and, thanks to the Bernstein-von Mises theorem (Van der Vaart, 2000), becomes asymptotically exact for Bayesian inference at the limit of infinite observations.

Recently, there has been emerging interest in Gaussian VI with a new geometric Riemannian optimization perspective (Lambert et al., 2022; Diao et al., 2023). The family of non-degenerative

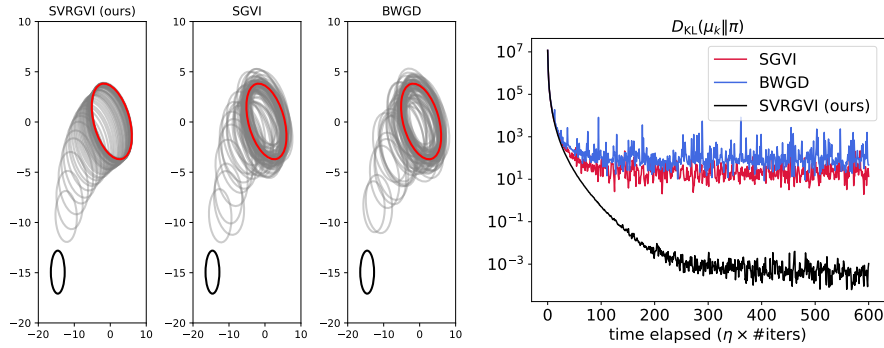


Figure 1: **Left:** Optimization trajectories of our method compared to SGVI (Diao et al., 2023) and BWGD (Lambert et al., 2022). The target is a 50-dimensional Gaussian distribution, visualized here via the marginal distributions of the first two coordinates. Each ellipse represents a contour of a Gaussian: the black is the initial distribution, the red is the target, and the greys are intermediate steps. Our method is dramatically more stable and finds a more accurate approximation. **Right:** the corresponding KL divergence, confirming our method is orders of magnitude more accurate.

Gaussian distributions can be parameterized by its mean and covariance matrix, μ_θ with $\theta = (m, \Sigma)$, henceforth denoted as $\Theta = \mathbb{R}^d \times \mathcal{S}_{++}^d$ where \mathcal{S}_{++}^d is the set of $d \times d$ symmetric, positive definite matrices. Classical VI employs conventional optimization algorithms (Paisley et al., 2012; Titsias & Lázaro-Gredilla, 2014; Kucukelbir et al., 2017) to minimize the Kullback-Leibler (KL) divergence $D_{\text{KL}}(\mu_\theta \|\pi)$ over the parameter space Θ equipped with the Euclidean geometry. Lambert et al. (2022) argue that because the optimization problem is over the space distributions, it is more natural to use the geometry of this space rather than the geometry of the parameter space. The space of Gaussian distributions has a rich, meaningful and tractable geometry known as Bures-Wasserstein (BW) geometry that benefits optimization. Lambert et al. (2022) subsequently established a theoretical framework for performing VI using the BW geometry, which we adopt in this paper.

Let $\pi(x) \propto \exp(-V(x))$ be the target distribution and consider the VI problem

$$\hat{\pi} \in \arg \min_{\mu \in \text{BW}(\mathbb{R}^d)} D_{\text{KL}}(\mu \|\pi), \quad (1)$$

where $\text{BW}(\mathbb{R}^d)$ is the Bures-Wasserstein space of Gaussian distributions with non-generative covariance matrix. The BW space is a Riemannian manifold whose geodesic distance is the Bures-Wasserstein distance. This setting nicely interplays the theory of optimal transport, Wasserstein gradient flows, and variational inference. The optimization problem (1) can be reformulated as

$$\hat{\pi} \in \arg \min_{\mu \in \text{BW}(\mathbb{R}^d)} \mathcal{F}(\mu), \quad \text{where } \mathcal{F}(\mu) := \mathcal{E}_V(\mu) + \mathcal{H}(\mu). \quad (2)$$

Here, $\mathcal{E}_V(\mu) = \int V(x) d\mu(x)$ is the potential function and $\mathcal{H}(\mu) = \int \log(\mu(x)) d\mu(x)$ is the negative entropy. A conceptual and established idea to minimize a functional \mathcal{F} is to perform gradient flow on \mathcal{F} with respect to the geometry of $\text{BW}(\mathbb{R}^d)$. To be implementable, the flow must be discretized. Lambert et al. (2022) use forward Euler discretization, resulting in a scheme named Bures-Wasserstein stochastic gradient descent (BWGD).

Diao et al. (2023) remark that forward-backward Euler (Bauschke & Combettes, 2011) should be used instead due to the objective’s composite nature and the entropy’s non-smoothness. This method iteratively applies a forward step to the potential energy \mathcal{E}_V and a backward step (proximal operator) to the negative entropy \mathcal{H} . They also observe that the backward step in the BW space has a closed-form solution (Wibisono, 2018). This is crucial because this step is known to be intractable (or computationally expensive) in the full Wasserstein space (Wibisono, 2018; Salim et al., 2020; Mokrov et al., 2021; Luu et al., 2024). Although the bottleneck of the FB Euler, which is the backward step, has been resolved in this case, the forward step becomes problematic where one has to compute the Bures-Wasserstein gradient of \mathcal{E}_V instead of the “friendly” Wasserstein gradient that is just ∇V . The Bures-Wasserstein gradient is not always available in closed form, i.e., at $\mu \in \text{BW}(\mathbb{R}^d)$, it is given only implicitly by the map $x \mapsto \mathbb{E}_\mu \nabla V + (\mathbb{E}_\mu \nabla^2 V)(x - m_\mu)$ where m_μ

is the mean of μ (Lambert et al., 2022). This is the orthogonal projection of the Wasserstein gradient onto a tangent space of the Bures-Wasserstein manifold (Chewi et al., 2024). For general V , these expectations are intractable even though the underlying distribution is a Gaussian. Diao et al. (2023) proposed using the Monte Carlo (MC) method with one sample to estimate these expectations at each iteration: sample $X \sim \mu$ and use $\nabla V(X)$ and $\nabla^2 V(X)$ as unbiased estimators for $\mathbb{E}_\mu \nabla V$ and $\mathbb{E}_\mu \nabla^2 V$, respectively. This scheme is called Stochastic Gaussian VI (SGVI).

The problem with SGVI building on this principle is that the Monte Carlo estimates needed for the BW gradient are typically too noisy, particularly in high dimensions, as shown in our experiments (Sect. 5). In practice, high-variance estimators require small step sizes, leading to slow and inefficient convergence. We resolve this fundamental limitation by proposing a variance-reduced estimator with minimal computational overhead while providing robust theoretical guarantees. Fig. 1 shows the improvement over SGVI and BWGD in practice. Bures-Wasserstein geometry offers a meaningful transition from the initial distribution to the target distribution, and our method follows the path smoothly and is particularly stable around the optimum.

Contributions. We propose a novel variance-reduced estimator for $\mathbb{E}_\mu \nabla V$ that does not use any extra samples, with minimal per-iteration computational overhead, using the control variates approach (Owen, 2013). Our idea is that the variational distribution μ should be similar to the target distribution $\pi(x) \propto \exp(-V(x))$ as μ gets closer and closer to π , so the density of μ can be used to construct a correlated control variate for the Monte-Carlo estimator $\nabla V(X)$. Sect. 3 presents the detailed construction and its rationale.

On the theoretical side, we derive the following insights:

Thm. 1 Under a mild smoothness assumption, we prove that there is a region around the optimal solution $\hat{\pi}$ where our estimator has guaranteed smaller variance than the MC estimator.

Thm. 2 If V is strongly convex, we prove that the proposed estimator has a smaller variance than the MC estimator at every $\mu \in \text{BW}(\mathbb{R}^d)$ whenever μ has sufficiently large (greater than a controllable threshold) principal curvatures.

We further show in Thm. 3 and Thm. 4 that whenever variance reduction happens along the algorithm’s iterates, the effect will enter the convergence analysis and improve the optimization bounds derived in (Diao et al., 2023). These theorems solidly back our proposed method.

On the practical side, we show that reusing the Cholesky decomposition of the covariance matrix (needed to sample from a multivariate Gaussian) keeps the computational overhead of the control variable negligible. Despite being only a minimal modification to the Monte Carlo estimator, the proposed estimator achieves significant improvements in our experiments.

2 BACKGROUND

A function $f : \mathbb{R}^d \rightarrow \mathbb{R}$ is called L -smooth if $\|\nabla f(x) - \nabla f(y)\| \leq L\|x - y\|$ for all $x, y \in \mathbb{R}^d$. If f is twice continuously differentiable, we define the Laplacian operator of f as $\Delta f = \sum_{i=1}^d (\partial^2 / \partial x_i^2) f$. Note that the Laplacian is the trace of the Hessian, $\Delta = \text{Tr}(\nabla^2)$.

2.1 BURES-WASSERSTEIN GEOMETRY

We denote by $\mathcal{P}_2(\mathbb{R}^d)$ the space of probability measures μ over \mathbb{R}^d with finite second-moment, i.e., $\int \|x\|^2 d\mu(x) < +\infty$. Equipped with the Wasserstein distance

$$W_2^2(\mu, \nu) = \inf_{\gamma \in \Gamma(\mu, \nu)} \int_{X \times X} \|x - y\|^2 d\gamma(x, y) \quad (3)$$

where $\Gamma(\mu, \nu)$ is the set of probability measures over $X \times X$ whose marginals are μ and ν , the space $\mathcal{P}_2(\mathbb{R}^d)$ becomes the metric space called the Wasserstein space (Ambrosio et al., 2005). We call $\gamma \in \Gamma(\mu, \nu)$ a (transport) plan and any γ that achieves the optimal value in (3) an optimal plan. A pair of random variables whose joint distribution is an optimal plan is called an optimal coupling (between μ and ν). When μ is absolutely continuous with respect to the Lebesgue measure, Briener

theorem (Brenier, 1991) asserts that the optimal plan is unique and is given by $(I, T_\mu^\nu)_\# \mu$ where $T_\mu^\nu = \nabla g$ for some convex function g . We call T_μ^ν the optimal transport map from μ to ν . Apart from being a metric space, the Wasserstein space also enjoys some nice properties of Riemannian geometry. Otto's calculus (Otto, 2001) endows the Wasserstein space with a formal Riemannian structure, facilitating gradient flows and optimization.

We denote by $\text{BW}(\mathbb{R}^d)$ the space of Gaussian distributions with non-generative covariance matrices. The Wasserstein distance between two Gaussian distributions $p_0 = \mathcal{N}(m_0, \Sigma_0)$ and $p_1 = \mathcal{N}(m_1, \Sigma_1)$ is given in the closed-form formula $\mathcal{W}_2^2(p_0, p_1) = \|m_0 - m_1\|^2 + \mathcal{B}^2(\Sigma_0, \Sigma_1)$ where $\mathcal{B}^2(\Sigma_0, \Sigma_1) = \text{Tr}(\Sigma_0 + \Sigma_1 - 2(\Sigma_0^{\frac{1}{2}} \Sigma_1 \Sigma_0^{\frac{1}{2}})^{\frac{1}{2}})$ is the Bures metric. The optimal transport map is also given in a closed form in this case: $T_{p_0}^{p_1}(x) = m_1 + \Sigma_0^{-\frac{1}{2}} \left(\Sigma_0^{\frac{1}{2}} \Sigma_1 \Sigma_0^{\frac{1}{2}} \right)^{\frac{1}{2}} \Sigma_0^{-\frac{1}{2}} (x - m_0)$.

The BW space is a geodesically convex subset of the Wasserstein space, meaning that a geodesic curve joining two Gaussians lies entirely inside the BW space. The BW space is a Riemannian manifold in its own right. Let $\mu = \mathcal{N}(m, \Sigma) \in \text{BW}(\mathbb{R}^d)$, the tangent space of $\text{BW}(\mathbb{R}^d)$ at μ is the space of symmetric affine map denoted as $T_\mu \text{BW}(\mathbb{R}^d) = \{x \mapsto S(x - m) + a \mid a \in \mathbb{R}^d, S \in \mathcal{S}^d\}$ where \mathcal{S}^d is the space of symmetric $d \times d$ matrices. The Riemannian metric defined using the inner product of elements in this tangent space is identified as the $L^2(\mu)$ inner product restricted to this space. Given $U, V \in T_\mu \text{BW}(\mathbb{R}^d)$, the metric is $\langle U, V \rangle_\mu := \int \langle U(x), V(x) \rangle d\mu(x)$. This Riemannian metric induces the geodesic distance in $\text{BW}(\mathbb{R}^d)$ that is given by the Wasserstein distance. We refer to (Altschuler et al., 2021) for further discussions on BW geometry.

2.2 STOCHASTIC GAUSSIAN VI

We refer to (Diao et al., 2023) for a detailed discussion and relevant terminologies. We briefly explain the stochastic Gaussian VI here to motivate our proposed variance reduction version in Sect. 3. Recall from (2) that we aim to minimize $\mathcal{F}(\mu) = \mathcal{H}(\mu) + \mathcal{E}_V(\mu)$ over $\text{BW}(\mathbb{R}^d)$. At the optimum of \mathcal{F} , $\hat{\pi} = \mathcal{N}(\hat{m}, \hat{\Sigma})$, first-order optimality condition reads (Opper & Archambeau, 2009; Lambert et al., 2022; Diao et al., 2023)

$$\mathbb{E}_{\hat{\pi}} \nabla V = 0 \quad \text{and} \quad \mathbb{E}_{\hat{\pi}} \nabla^2 V = \hat{\Sigma}^{-1} \quad (4)$$

which is derived by zeroing the Bures-Wasserstein gradient of the objective function.

A natural idea to minimize \mathcal{F} over $\text{BW}(\mathbb{R}^d)$ is to perform gradient flow on \mathcal{F} using the BW geometry of $\text{BW}(\mathbb{R}^d)$. When the gradient flow is applied over the entire Wasserstein space $\mathcal{P}_2(\mathbb{R}^d)$, it corresponds to the Langevin diffusion (Jordan et al., 1998), with one of its discretizations being an MCMC method called the unadjusted Langevin algorithm (Roberts & Tweedie, 1996). When restricted to $\text{BW}(\mathbb{R}^d)$, the gradient flow can be formulated using Riemannian geometry (Do Carmo, 1992), as $\text{BW}(\mathbb{R}^d)$ forms a true Riemannian manifold. This flow is a curve of Gaussian distributions, characterized by the time-dependent evolution of their mean and covariance matrix. Recently, Lambert et al. (2022) shows that this evolution is governed by Särkkä's ODEs developed in the context of variational Kalman filtering (Särkkä, 2007).

The negative entropy \mathcal{H} is convex along generalized geodesics but it is a nonsmooth functional. If V is smooth, it induces the smoothness of \mathcal{E}_V . Therefore, it is natural to apply forward-backward Euler that alternates between two steps: at iteration k ,

$$\begin{aligned} \mu_{k+\frac{1}{2}} &= (I - \eta \nabla_{\text{BW}} \mathcal{E}_V(\mu_k))_\# \mu_k \quad \triangleleft \text{forward step} \\ \mu_{k+1} &= \arg \min_{\mu \in \text{BW}(\mathbb{R}^d)} \left\{ \mathcal{H}(\mu) + \frac{1}{2\eta} W_2^2 \left(\mu, \mu_{k+\frac{1}{2}} \right) \right\} \quad \triangleleft \text{backward step} \end{aligned}$$

where ∇_{BW} denotes the Bures-Wasserstein gradient. The backward step is also known as the proximal step in the optimization literature or the JKO (Jordan, Kinderlehrer, and Otto) step (with restriction in $\text{BW}(\mathbb{R}^d)$) in the context of Wasserstein gradient flow (Jordan et al., 1998). The backward step is intractable in the full Wasserstein space and hence requires (oftentimes expensive) numerical approximations (Mokrov et al., 2021; Luu et al., 2024). On the other hand, if restricted to $\text{BW}(\mathbb{R}^d)$, this step admits a closed-form solution (Wibisono, 2018): let $\mu_{k+\frac{1}{2}} = \mathcal{N}(m_{k+\frac{1}{2}}, \Sigma_{k+\frac{1}{2}})$, then μ_{k+1} is a Gaussian distribution with mean $m_{k+1} = m_{k+\frac{1}{2}}$ and variance matrix $\Sigma_{k+1} =$

$\frac{1}{2} \left(\Sigma_{k+\frac{1}{2}} + 2\eta I + [\Sigma_{k+\frac{1}{2}} (\Sigma_{k+\frac{1}{2}} + 4\eta I)]^{\frac{1}{2}} \right)$. This tractability of the backward is the main motivation for (Diao et al., 2023) to study and develop FB Euler in this scenario. The forward step, however, is not always analytically available since the BW gradient of \mathcal{E}_V , at iterate k ,

$$\nabla_{\text{BW}} \mathcal{E}_V(\mu_k) : x \mapsto \mathbb{E}_{\mu_k} \nabla V + (\mathbb{E}_{\mu_k} \nabla^2 V)(x - m_k),$$

involves intractable expectations. Diao et al. (2023) propose using Monte Carlo approximation for these expectations: sample $X_k \sim \mu_k$ and use $b_k := \nabla V(X_k)$ and $S_k := \nabla^2 V(X_k)$ as unbiased estimators for $\mathbb{E}_{\mu_k} \nabla V$ and $\mathbb{E}_{\mu_k} \nabla^2 V$, respectively.

3 STOCHASTIC VARIANCE-REDUCED GAUSSIAN VI

We present our ideas on constructing stochastic variance-reduced estimators from first principles. We recall from Sect. 2.2 that stochastic Gaussian VI approximates, at iteration k ,

$$\mathbb{E}_{\mu_k} \nabla V \approx b_k := \nabla V(X_k) \quad \text{and} \quad \mathbb{E}_{\mu_k} \nabla^2 V \approx S_k := \nabla^2 V(X_k) \quad \text{where } X_k \sim \mu_k. \quad (5)$$

These estimators are typically noisy. Any number of MC samples can be used, but already one is unbiased and proposed by earlier works; we also focus on the single-sample case for computational efficiency. We aim to design better unbiased estimators for either $\mathbb{E}_{\mu_k} \nabla V$ or $\mathbb{E}_{\mu_k} \nabla^2 V$ in the sense that their variances are smaller than those of b_k and S_k , building on the control variates approach (Owen, 2013) (also see the discussions in Defazio et al. (2014); Luu (2022)).

Let us first describe briefly the core idea of control variates in helping reduce the variance. Let θ be the quantity of interest and X be an unbiased estimator for θ , i.e., $\mathbb{E}X = \theta$. A *control variate* is a random variable Y with a known mean so that Y is correlated with X . The random variable $Z = X + c(\mathbb{E}Y - Y)$ where $c \in \mathbb{R}$ is then a tractable *unbiased estimator* for θ . The variance of Z is

$$\text{Var}Z = \text{Var}X + c^2 \text{Var}Y - 2c \text{Cov}(X, Y). \quad (6)$$

If X, Y are highly correlated in the sense that $2\text{Cov}(X, Y) > \text{Var}Y$, we immediately get $\text{Var}Z < \text{Var}X$ for any $c \in (0, 1]$. So, we achieve a reduction in variance by using Z . On the other hand, if X, Y are correlated ($\text{Cov}(X, Y) > 0$) but not highly correlated, we can also obtain variance reduction effects whenever c is positive and small enough. Furthermore, given the parabolic form with respect to c in (6), one can pinpoint the optimal value of c is $c^* := \text{Cov}(X, Y) / \text{Var}(Y)$, resulting in the maximal variance reduction $\text{Var}Z = (1 - \text{Corr}(X, Y)^2) \text{Var}X < \text{Var}X$ where $\text{Corr}(X, Y)$ denotes correlation between X and Y .

We now return to our problem and seek variance-reduced estimators of the forms

$$\tilde{b}_k := \nabla V(X_k) + c(\mathbb{E}(Z_k) - Z_k) \quad \text{and} \quad \tilde{S}_k := \nabla^2 V(X_k) + d(\mathbb{E}(W_k) - W_k)$$

where $c, d > 0$ and Z_k, W_k are a random vector and a random matrix, respectively. Let us first focus on \tilde{b}_k . As discussed, Z_k should be (element-wise) highly correlated with $\nabla V(X_k)$ while $\mathbb{E}(Z_k)$ remains efficiently computable. We look for $Z_k = \nabla U(X_k)$ so that ∇U is as close to ∇V as possible. We are in the context of approximating $\pi(x)$ by the VI distribution $\mu_k = \mathcal{N}(m_k, \Sigma_k)$, so it is natural to expect that

$$-\nabla V(x) = \nabla \log \pi(x) \approx \nabla \log f(x; m_k, \Sigma_k) = -\Sigma_k^{-1}(x - m_k).$$

where $f(x; m_k, \Sigma_k) \propto \exp(-\frac{1}{2}(x - m_k)^\top \Sigma_k^{-1}(x - m_k))$ is the PDF of μ_k . Therefore, we propose using $Z_k = \Sigma_k^{-1}(X_k - m_k)$ as a control variate. We have $\mathbb{E}(Z_k) = 0$ since $\mathbb{E}(X_k) = m_k$. It is worth noting that Z_k is known as the Stein/Hyvärinen score (Hyvärinen, 2005) of μ_k . The estimator \tilde{b}_k then becomes $\tilde{b}_k := \nabla V(X_k) - c \Sigma_k^{-1}(X_k - m_k)$. By applying the same reasoning to \tilde{S}_k , we can immediately conclude that W_k is deterministic and equals Σ_k^{-1} . Consequently, the control variate does not affect S_k ; we keep the standard estimator. We derive Stochastic variance-reduced Gaussian VI (SVRGVI) as in Alg. 1. Note that the only difference between Alg. 1 and the SGVI in (Diao et al., 2023) is the estimator \tilde{b}_k , where the difference is highlighted in **blue**.

Fig. 2 (left) demonstrates that our proposed estimator (with $c = 0.9$) achieves lower variance compared to the standard MC estimator, while both remain unbiased estimators of $\mathbb{E}_{\mu} \nabla V$. In Fig. 2 (right), we vary c from 0 to 2 and calculate the empirical variance of our estimator, revealing a parabolic pattern. Note that when $c = 0$, the estimator reduces to the standard estimator, and for all values of $c \in (0, 2)$, our proposed estimator consistently exhibits lower variance, with an optimal value of c around 1. At this optimal c , the variance is reduced roughly by a factor of 10. We provide theoretical justification for these empirical observations in Sect. 4.

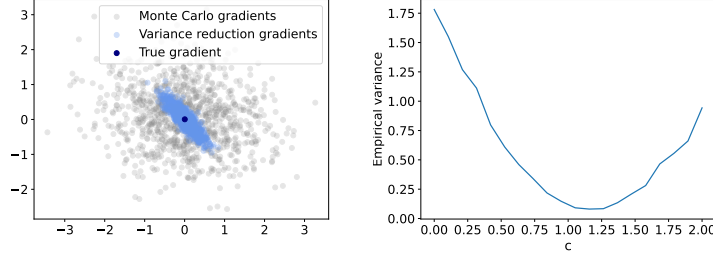


Figure 2: **Left:** π is a Gaussian, VI distribution μ is in the neighborhood of π . In this case, the true gradient, i.e., the expectation $\mathbb{E}_\mu \nabla V$, can be computed exactly (in **navy blue**). Our proposed estimator with $c = 0.9$ (**light blue**) has a smaller variance than the Monte Carlo estimator (**grey**). These are 1,000 samples for each estimator, generated by drawing from μ and substituting the values into the respective estimator formulas. **Right:** The empirical variance of our proposed estimator when c varies from 0 to 2. Note that $c = 0$ corresponds to the Monte Carlo estimator.

Minimal extra computational cost Despite involving calculating the inverse of the covariance matrix, the computational overhead is small. Sampling from multivariate normal in step 1 in Alg. 1 typically requires obtaining the Cholesky factor of the covariance matrix, which is $O(d^3)$ (Rasmussen & Williams, 2006). With the Cholesky factor, obtaining the solution of the inverse of the matrix times a vector is $O(d^2)$ (Rasmussen & Williams, 2006). As such, we can reuse this obtained Cholesky factor in step 1 to compute the inverse in step 2, which implies that the estimator adds an overhead of $O(d^2)$, which is naturally dominated by the $O(d^3)$ complexity of the original algorithm.

Algorithm 1 Stochastic variance-reduced Gaussian Variational Inference (SVRGVI)

Input: Target distribution $\pi(x) \propto \exp(-V(x))$, initial distribution $\mu_0 = \mathcal{N}(m_0, \Sigma_0)$, step size $\eta > 0$, number of steps N , sequence of control variate parameters $\{c_k\}_{k=0}^{N-1}$ where $c_k \in (0, 1], \forall k \in \{0, 1, \dots, N-1\}$

for $k = 0$ to $N - 1$ **do**

1. Draw one sample $X_k \sim \mathcal{N}(m_k, \Sigma_k)$
2. Compute estimators: $\tilde{b}_k \leftarrow \nabla V(X_k) - c_k \Sigma_k^{-1} (X_k - m_k)$ and $S_k \leftarrow \nabla^2 V(X_k)$
3. Update mean and covariance matrix:

$$m_{k+1} \leftarrow m_k - \eta \tilde{b}_k$$

$$M_{k+1} \leftarrow I - \eta S_k$$

$$\Sigma_{k+\frac{1}{2}} \leftarrow M_{k+1} \Sigma_k M_{k+1}$$

$$\Sigma_{k+1} = \frac{1}{2} \left(\Sigma_{k+\frac{1}{2}} + 2\eta I + \left[\Sigma_{k+\frac{1}{2}} (\Sigma_{k+\frac{1}{2}} + 4\eta I) \right]^{\frac{1}{2}} \right)$$

end for

Output: $\mu_N = \mathcal{N}(m_N, \Sigma_N)$

4 THEORY

In Sect. 3, we argued that, in the context of variational inference, as μ_k iteratively gets closer π , $\nabla V(X_k)$ is then (highly) correlated to $\Sigma_k^{-1} (X_k - m_k)$, and hence we obtain a variance reduction effect. This argument leads to the construction of the control variate in Alg. 1. One might question whether this approach remains effective when the target distribution π is significantly distant from the BW space. Because we are constrained to the BW space, the best we can do is to get closer to $\hat{\pi}$ which is the optimal solution to the problem (1). However, $\hat{\pi}$ might still look very different from π . Notably, in Thm. 1, we rigorously show that within a certain neighbourhood of $\hat{\pi}$ (to be defined later), our proposed estimator consistently reduces variance, regardless of how different π is to a Gaussian distribution. Let us first introduce Lem. 1 to pave the way for Thm. 1 and also to discuss

the optimal c in the control variate. In Lem. 1, we compute the variance of the proposed estimator by leveraging multidimensional Stein's lemma (Lin et al., 2019).

Lemma 1 *Assume that V is continuously differentiable. Let $\mu = \mathcal{N}(m, \Sigma) \in \text{BW}(\mathbb{R}^d)$. Then,*

$$\begin{aligned} & \underbrace{\mathbb{E}\|\nabla V(X) - c\Sigma^{-1}(X - m) - \mathbb{E}\nabla V(X)\|^2}_{\text{variance of our estimator}} \\ &= \underbrace{\mathbb{E}\|\nabla V(X) - \mathbb{E}\nabla V(X)\|^2}_{\text{variance of the Monte-Carlo estimator}} + \underbrace{c^2 \text{Tr}(\Sigma^{-1}) - 2c \text{Tr}(\mathbb{E}\nabla^2 V(X))}_{\text{extra term}}, \text{ where } X \sim \mu. \end{aligned}$$

Proof of Lem. 1 is given in Appendix A.1. Lem. 1 compares the variance of the proposed estimator and the Monte Carlo estimator at a given $\mu \in \text{BW}(\mathbb{R}^d)$. Recall that the first-order optimality condition (4) of $\hat{\pi}$ reads $\mathbb{E}_{\hat{\pi}} \nabla^2 V = \hat{\Sigma}^{-1}$. Consequently, at $\hat{\pi}$, the *extra term* in Lem. 1 is simplified as $c(c - 2) \text{Tr}(\hat{\Sigma}^{-1})$ which is negative whenever $c \in (0, 2)$ and minimized for $c = 1$. Therefore, at $\hat{\pi}$, our estimator is always better than the Monte Carlo estimator for $c \in (0, 2)$.

Remark 1 *A practical merit of Lem. 1 is that it implies the optimal value for c to get maximum variance reduction at μ is $c^* = \text{Tr}(\mathbb{E}_{\mu} \nabla^2 V) / \text{Tr}(\Sigma^{-1})$. Applying this to Alg. 1, we can pick the adaptive sequence $\{c_k\}$ as*

$$c_k^* = \frac{\text{Tr}(\mathbb{E}_{\mu_k} \nabla^2 V)}{\text{Tr}(\Sigma_k^{-1})} \approx \frac{\text{Tr}(S_k)}{\text{Tr}(\Sigma_k^{-1})} := c_k. \quad (7)$$

Again, this computation of c_k incurs a negligible extra cost to Alg. 1. We also remark that around $\hat{\pi}$, optimality condition (4) implies the optimal value c^* indeed is around 1.

In Thm. 1, we further show that when the Laplacian ΔV is smooth, the proposed estimator has a smaller variance than the Monte Carlo estimator in a region around $\hat{\pi}$.

Theorem 1 (Variance reduction around the optimal solution) *Assume that the Laplacian ΔV is ℓ -smooth. For any control variate coefficient $c \in (0, 2)$, define the region around $\hat{\pi} = \mathcal{N}(\hat{m}, \hat{\Sigma})$:*

$$\mathcal{V}(\hat{\pi}, r) = \{\mu = \mathcal{N}(m, \Sigma) : 2\ell W_2(\mu, \hat{\pi}) + c|\text{Tr}(\Sigma^{-1}) - \text{Tr}(\hat{\Sigma}^{-1})| < r\}$$

where $r = (2 - c) \text{Tr}(\hat{\Sigma}^{-1}) > 0$ is the region's radius. For any $\mu \in \mathcal{V}(\hat{\pi}, r)$, the proposed estimator has a smaller variance than the Monte Carlo estimator.

Proof of Thm. 1 is given in Appendix A.2 with the main idea being that the smoothness of the Laplacian ΔV propagates the improvement of the proposed estimator at $\hat{\pi}$ to its neighbourhood. We additionally observe that, for small $c > 0$, the region $\mathcal{V}(\hat{\pi}, r)$ effectively reduces to the Wasserstein ball $\mathcal{B}(\hat{\pi}, \ell^{-1} \text{Tr}(\hat{\Sigma}^{-1}))$.

Thm. 1 applies to arbitrary π , only requiring a mild smoothness condition of its second derivative. In the next theorem, we show that when π is strongly log-concave (π is now more similar to a Gaussian), variance reduction happens not only around $\hat{\pi}$ but also in many regions of interest.

Theorem 2 (Variance reduction for large-curvature distributions) *If V is α -strongly convex for some $\alpha > 0$, for any control variate $c > 0$, the proposed estimator has a smaller variance than the Monte Carlo estimator at every $\mu = \mathcal{N}(m, \Sigma)$ whenever $\text{Tr}(\Sigma^{-1}) < \frac{2\alpha d}{c}$.*

Proof of Thm. 2 is given in Appendix A.3.

Remark 2 *A consequence of Thm. 2 is that we obtain variance reduction at $\mu = \mathcal{N}(m, \Sigma)$ whenever $\lambda_{\min}(\Sigma) > \frac{c}{2\alpha}$ regardless of the mean m . Here $\lambda_{\min}(\Sigma)$ is the smallest eigenvalue of Σ . Note that as c is the user-specified parameter, we can gain control over the region where this effect happens. Thm. 2 indeed provides a strong variance reduction guarantee in the context of strongly log-concave sampling.*

We further show in Thm. 3 and Thm. 4 that whenever variance reduction happens along the algorithm's iterates, the effect will propagate to the convergence analyses of (Diao et al., 2023) and

improve their theoretical bounds. Therefore, combining with Thm. 1 and Thm. 2, the overall theory strongly favours SVRGVI over SGVI.

Let \mathcal{P}_k denote the information up to the beginning of iteration k , i.e., it is the σ -algebra given by $\mathcal{P}_k = \sigma(X_0, X_1, \dots, X_{k-1})$ for $k \in \{1, 2, \dots, N-1\}$ and \mathcal{P}_0 is, by convention, the trivial σ -algebra with no information. Assuming variance reduction occurs along the algorithm's iterates, i.e., for $k = 0, 1, \dots, N-1$, it holds

$$\mathbb{E} \left(\|\nabla V(X_k) - c_k \Sigma_k^{-1}(X_k - m_k) - \mathbb{E}_{\mu_k} \nabla V\|^2 | \mathcal{P}_k \right) \leq \tau_k \mathbb{E} \left(\|\nabla V(X_k) - \mathbb{E}_{\mu_k} \nabla V\|^2 | \mathcal{P}_k \right) \quad (8)$$

where $\tau_k \in [0, 1]$. We also note that conditioning on \mathcal{P}_k we discard irrelevant past information and the above conditional expectations are the variances at the current iteration.

We require (8) to hold along the iterates $k = 0, 1, \dots, N-1$. We can, in principle, relax this by assuming that (8) holds for all $k \geq K_0$ for some K_0 , ensuring that we are within the vicinity of $\hat{\pi}$ (Thm. 1) and can begin analysis after this initial warm-up period.

Under condition 8, we now show the improved bounds. Similar to (Diao et al., 2023), we consider log-concave and strongly-log-concave sampling, meaning that V is assumed to be convex and strongly convex, respectively.

Theorem 3 (Convex case) *Suppose that V is convex and β -smooth and the step size $0 < \eta \leq \frac{1}{2\beta}$. If variance reduction happens, i.e., $\tau_k < 1$ in (8) for $k = 0, 1, \dots, N-1$, then,*

$$\mathbb{E} \left(\min_{k=1,2,\dots,N} \mathcal{F}(\mu_k) \right) - \mathcal{F}(\hat{\pi}) \lesssim \frac{e}{1 + \frac{C\eta^2(1-\tau_{\max})}{2}} \left(\frac{1}{2\eta N} + \frac{C\eta}{2} \right) W_2^2(\mu_0, \hat{\pi}) + 3\eta\beta d(1 + \tau_{\max})$$

where $\tau_{\max} := \max\{\tau_0, \tau_1, \dots, \tau_{N-1}\} < 1$, $e \approx 2.718$ is the Euler's number, $C = 24\beta^3 \lambda_{\max}(\hat{\Sigma})$, and \lesssim is asymptotically at the limit of small η .

Proof of Thm. 3 is given in Appendix A.4.

Theorem 4 (Strongly convex case) *Suppose that V is α -strongly-convex with $\alpha > 0$, and $0 < \eta \leq \frac{\alpha^2}{48\beta^3}$. If variance reduction happens, i.e., $\tau_k < 1$ in (8) for $k = 0, 1, \dots, N-1$, then*

$$\mathbb{E} W_2^2(\mu_N, \hat{\pi}) \lesssim \exp \left(-\frac{N(3 - \tau_{\max})\eta\alpha}{4} \right) W_2^2(\mu_0, \hat{\pi}) + \frac{24(1 + \tau_{\max})\beta\eta d}{(3 - \tau_{\max})\alpha} \quad (9)$$

where $\tau_{\max} := \max\{\tau_0, \tau_1, \dots, \tau_{N-1}\} < 1$, and \lesssim is asymptotically at the limit of small η .

Proof of Thm. 4 is given in Appendix A.5.

Remark 3 *We recall the corresponding bounds for SGVI in (Diao et al., 2023, Thm 5.7, Thm. 5.8)*

- **Convex.** $\mathbb{E} (\min_{k=1,2,\dots,N} \mathcal{F}(\mu_k)) - \mathcal{F}(\hat{\pi}) \lesssim \frac{eW_2^2(\mu_0, \hat{\pi})}{2N\eta} + \frac{eC\eta}{2} W_2^2(\mu_0, \hat{\pi}) + 6\beta\eta d.$ ¹
- **Strongly convex.** $\mathbb{E} W_2^2(\mu_N, \hat{\pi}) \lesssim \exp \left(-\frac{\alpha N\eta}{2} \right) W_2^2(\mu_0, \hat{\pi}) + \frac{24\beta\eta d}{\alpha}.$

Putting side-by-side, we see that Thm. 3 and Thm. 4 improve all coefficients of these bounds. In particular, the scale-down involving d is expected to help in high dimensions. It is also worth noting that even when we set $\tau_{\max} = 0$, the noise terms in the bounds of Thm. 3 and Thm. 4 would not disappear because of another source of randomness coming from S_k .

5 EXPERIMENTS

We demonstrate the method in a collection of controlled problems, comparing it against the recent methods for VI in the BW manifold, namely BWGD (Lambert et al., 2022) and SGVI (Diao et al., 2023).

¹with a minor correction.

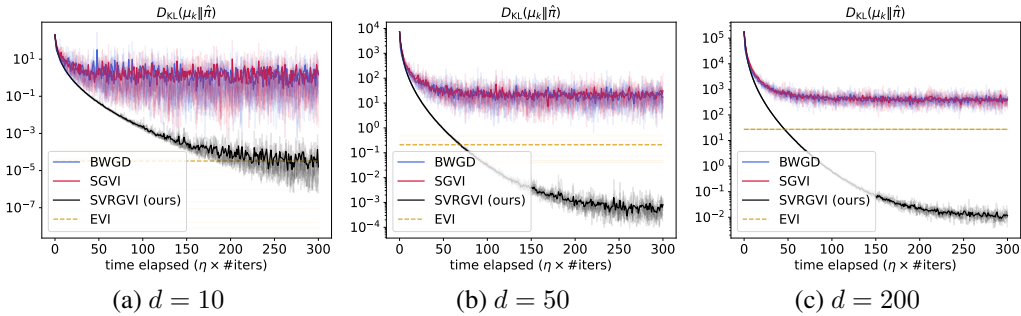


Figure 3: KL divergence for Gaussian targets of varying dimensionality.

We set the step size to 1 for all algorithms, fix the covariate coefficient $c = 0.9$, and show results for 10 runs, with bold line showing the average performance. The comparisons are shown as convergence curves, as the per-iteration cost of all methods is almost identical.

We also compare against a full-rank Gaussian approximation optimised in the Euclidean geometry (denoted as EVI), using low-variance reparameterization gradients of Roeder et al. (2017) with ADAM optimizer, and Laplace approximation that does not optimize the KL divergence but fits a Gaussian distribution at the target mode; see Appendix B for details. As the per-iteration cost of these methods is different from the BW methods, we only report the final accuracy for carefully optimized approximations to show how the BW methods compare against commonly used algorithms. The Laplace approximation is omitted for the Gaussian target as it would be optimal by definition.

Gaussian targets We randomly generate the means and covariances for a multivariate Gaussian target distribution π , considering dimensions of $\{10, 50, 200\}$. Fig. 3 demonstrates consistent significant improvement over SGVI and BWGD.

For example, for $d = 200$, the the difference between SVRGVI and SGVI/BWGD is 5 orders of magnitude, 10^{-2} versus 10^3 . Fig. 1 shows visually the marginals for $d = 50$, providing an interpretation of the improvement seen in KL-divergence. We also clearly outperform EVI in higher dimensions, unlike previous BW methods.

Student’s t targets We consider a multivariate Student’s t target with a degree of freedom of 4 in 200 dimensions. Fig. 4 (a) shows that our algorithm is again clearly the best. BWGD is not stable and, on average, performs worse than even the Laplace approximation.

Bayesian logistic regression We consider a Bayesian logistic regression with a flat prior as in (Diao et al., 2023): given a set of covariates $X_i \sim \mathcal{N}(0, I_d)$ for $i = 1, 2, \dots, n$, consider

$$Y_i | X_i, \theta \sim \text{Bernoulli}(\sigma(\langle \theta, X_i \rangle)), \text{ where } \sigma \text{ is the sigmoid function.}$$

The negative log posterior is $V(\theta) = \sum_{i=1}^n [\ln(1 + e^{\langle \theta, X_i \rangle}) - Y_i \langle \theta, X_i \rangle]$. The model consists of $n = 1000$ data points (X_i, Y_i) with dimension $d = 200$. In The optimal solution is unknown in this case, so we cannot plot the KL divergence along the iterations. Instead, we estimate the objective function of the problem (2), $\mathcal{F}(\mu_k)$, by drawing samples from μ_k . We denote by μ_{best} the distribution that obtains the smallest \mathcal{F} among all iterations of all algorithms, comparing against that. Fig 4 (b) shows the proposed method is again the most accurate.

6 DISCUSSION

Various variance reduction techniques have been broadly studied in the VI literature, but mainly for methods operating in the Euclidean parameter space. Our work resembles in nature the seminal work of Roeder et al. (2017) that demonstrated how the variance of gradient estimators for VI can be dramatically reduced by a single-line change in the algorithm: We also propose a minor modification that dramatically improves the accuracy, and should always be used. A high-level similarity lies

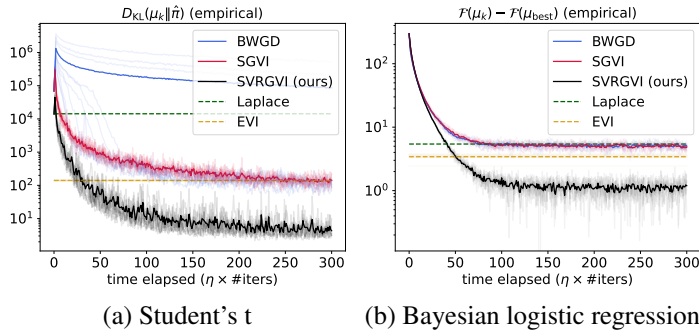


Figure 4: Performance of algorithms for Student's t target and Bayesian logistic regression.

in the heuristic that the VI distribution resembles the target distribution, allowing it to be used to construct control variates for the quantities of interest: in our case, the BW gradient of the potential energy, and in theirs, the Euclidean gradient of the ELBO (Evidence Lower Bound). This difference leads us to use the Hyvärinen score (Hyvärinen, 2005) as a control variate, while they rely on the Fisher score (Bishop & Nasrabadi, 2006). However, unlike their heuristic approach, we theoretically prove that our method effectively reduces variance, rather than relying solely on intuition.

In the BW space, Diao (2023) considers variance reduction for large-sum structures based on the nested-loop idea by Johnson & Zhang (2013) to reduce the stochasticity of the minibatch sampling. In contrast, our method addresses the stochasticity arising from Gaussian sampling from the VI. These two methods are complementary and can be effectively combined to enhance overall performance for a suitable class of problems.

Even though our experiments focused on synthetic targets and did not thoroughly study the effect of the step lengths, they expanded on the previous experimentation of VI optimized in the BW space. We confirm the finding of Diao et al. (2023) that BWGD and SGVI are effectively identical except for the instability of the former, but now show how their performance degrades in higher dimensions. We also showed how the previous methods do not always reach the accuracy of Euclidean optimization in the parameter space, whereas our improved method was consistently the best.

With the exception of the vastly improved accuracy due to significantly lower variance of the gradient estimators, our method retains all qualitative characteristics of the previous BW methods, both positive and negative. That is, we retain the theoretical convergence guarantees and asymptotic optimality for posterior inference, but also the cubic computational cost due to requiring the Hessian of the log-target and the limitation to Gaussian approximations by construction. As highlighted by Xu & Campbell (2022) and Quiroz et al. (2023), there are tasks for which Gaussian approximations are highly relevant due to efficiently capturing the correlations.

7 CONCLUSION

Our main result is showing that the methods learning a variational approximation by direct optimization of the approximating distribution in the Bures-Wasserstein space of Gaussians can be made practical. The previous works by Lambert et al. (2022) and Diao et al. (2023) introduced the key idea and the algorithms with strong theoretical guarantees. However, as shown here they do not necessarily find as good approximation as simpler parameter-space methods, limiting the impact. Our variance reduction technique that requires only a minor modification for the SVGI algorithm completely resolves this issue, resulting in extremely stable learning.

We demonstrated substantial variance reduction, quantified to be an order of magnitude in one example task, and showed that this reduction results in orders of magnitude improvement in final approximation accuracy, over both the previous BW methods and examples of parameter-space algorithms. This improvement comes with provable variance reduction in the neighborhood of the optimal solution and for all distributions with sufficiently large curvature in the case of strong log-concave targets, and hence the proposed variance reduction technique should always be used.

ACKNOWLEDGMENTS

This work is supported by the Research Council of Finland’s Flagship programme: Finnish Center for Artificial Intelligence (FCAI), and additionally by grants 363317, 345811 and 348952. We thank Kai Puolamäki for the discussions. The authors wish to acknowledge CSC – IT Center for Science, Finland, for computational resources.

REFERENCES

- Jason Altschuler, Sinho Chewi, Patrik R Gerber, and Austin Stromme. Averaging on the Bures–Wasserstein manifold: dimension-free convergence of gradient descent. *Advances in Neural Information Processing Systems*, 34:22132–22145, 2021.
- Luigi Ambrosio, Nicola Gigli, and Giuseppe Savaré. *Gradient flows: in metric spaces and in the space of probability measures*. Springer Science & Business Media, 2005.
- Heinz Bauschke and Patrick Combettes. *Convex analysis and monotone operator theory in Hilbert spaces*, 2011.
- Christopher M Bishop and Nasser M Nasrabadi. *Pattern recognition and machine learning*, volume 4. Springer, 2006.
- David M Blei, Alp Kucukelbir, and Jon D McAuliffe. Variational inference: A review for statisticians. *Journal of the American statistical Association*, 112(518):859–877, 2017.
- Yann Brenier. Polar factorization and monotone rearrangement of vector-valued functions. *Communications on pure and applied mathematics*, 44(4):375–417, 1991.
- Sinho Chewi, Jonathan Niles-Weed, and Philippe Rigollet. Statistical optimal transport. *arXiv preprint arXiv:2407.18163*, 2024.
- Aaron Defazio, Francis Bach, and Simon Lacoste-Julien. SAGA: A fast incremental gradient method with support for non-strongly convex composite objectives. *Advances in neural information processing systems*, 27, 2014.
- Michael Ziyang Diao. Proximal gradient algorithms for Gaussian variational inference: Optimization in the Bures–Wasserstein space. Master’s thesis, Massachusetts Institute of Technology, 2023.
- Michael Ziyang Diao, Krishna Balasubramanian, Sinho Chewi, and Adil Salim. Forward-backward Gaussian variational inference via jko in the Bures-Wasserstein space. In *International Conference on Machine Learning*, pp. 7960–7991. PMLR, 2023.
- Manfredo Perdigao Do Carmo. *Riemannian geometry*, volume 2. Birkhäuser, 1992.
- Antti Honkela and Harri Valpola. Unsupervised variational Bayesian learning of nonlinear models. *Advances in neural information processing systems*, 17, 2004.
- Aapo Hyvärinen. Estimation of non-normalized statistical models by score matching. *Journal of Machine Learning Research*, 6(4), 2005.
- Rie Johnson and Tong Zhang. Accelerating stochastic gradient descent using predictive variance reduction. *Advances in neural information processing systems*, 26, 2013.
- Richard Jordan, David Kinderlehrer, and Felix Otto. The variational formulation of the Fokker–Planck equation. *SIAM journal on mathematical analysis*, 29(1):1–17, 1998.
- Anya Katsevich and Philippe Rigollet. On the approximation accuracy of Gaussian variational inference. *arXiv preprint arXiv:2301.02168*, 2023.
- Diederik P. Kingma and Jimmy Ba. Adam: A Method for Stochastic Optimization. In *3rd International Conference on Learning Representations, ICLR 2015, San Diego, CA, USA, May 7-9, 2015, Conference Track Proceedings*, 2015.

- Alp Kucukelbir, Dustin Tran, Rajesh Ranganath, Andrew Gelman, and David M Blei. Automatic differentiation variational inference. *Journal of machine learning research*, 18(14):1–45, 2017.
- Marc Lambert, Sinho Chewi, Francis Bach, Silvère Bonnabel, and Philippe Rigollet. Variational inference via Wasserstein gradient flows. *Advances in Neural Information Processing Systems*, 35:14434–14447, 2022.
- Wu Lin, Mohammad Emtiyaz Khan, and Mark Schmidt. Stein’s lemma for the reparameterization trick with exponential family mixtures. *arXiv preprint arXiv:1910.13398*, 2019.
- Hoang Phuc Hau Luu. *Advanced machine learning techniques based on DCA and applications to predictive maintenance*. PhD thesis, Université de Lorraine, 2022.
- Hoang Phuc Hau Luu, Hanlin Yu, Bernardo Williams, Petrus Mikkola, Marcelo Hartmann, Kai Puolamäki, and Arto Klami. Non-geodesically-convex optimization in the Wasserstein space. *arXiv preprint arXiv:2406.00502*, 2024.
- Chirag Modi, Robert Gower, Charles Margossian, Yuling Yao, David Blei, and Lawrence Saul. Variational inference with Gaussian score matching. *Advances in Neural Information Processing Systems*, 36, 2024.
- Petr Mokrov, Alexander Korotin, Lingxiao Li, Aude Genevay, Justin M Solomon, and Evgeny Burnaev. Large-scale Wasserstein gradient flows. *Advances in Neural Information Processing Systems*, 34:15243–15256, 2021.
- Jorge Nocedal and Stephen J. Wright. *Numerical Optimization*. Springer, 2 edition, 2006.
- Manfred Opper and Cédric Archambeau. The variational Gaussian approximation revisited. *Neural computation*, 21(3):786–792, 2009.
- Felix Otto. The geometry of dissipative evolution equations: The porous medium equation. *Communications in Partial Differential Equations*, 26(1-2):101–174, 2001.
- Art B Owen. Monte Carlo theory, methods and examples, 2013.
- John Paisley, David M. Blei, and Michael I. Jordan. Variational Bayesian inference with stochastic search. In *Proceedings of the 29th International Conference on International Conference on Machine Learning*, pp. 1363–1370, 2012.
- Matias Quiroz, David J Nott, and Robert Kohn. Gaussian variational approximations for high-dimensional state space models. *Bayesian Analysis*, 18(3):989–1016, 2023.
- Rajesh Ranganath, Sean Gerrish, and David Blei. Black box variational inference. In *Artificial intelligence and statistics*, pp. 814–822. PMLR, 2014.
- Carl Edward Rasmussen and Christopher K. I. Williams. *Gaussian Processes for Machine Learning*. Adaptive computation and machine learning. The MIT Press, Cambridge, MA, USA, 2006.
- Danilo Rezende and Shakir Mohamed. Variational inference with normalizing flows. In *International conference on machine learning*, pp. 1530–1538. PMLR, 2015.
- Gareth O. Roberts and Richard L. Tweedie. Exponential convergence of Langevin distributions and their discrete approximations. *Bernoulli*, 2(4):341 – 363, 1996.
- Geoffrey Roeder, Yuhuai Wu, and David K Duvenaud. Sticking the landing: Simple, lower-variance gradient estimators for variational inference. *Advances in Neural Information Processing Systems*, 30, 2017.
- Adil Salim, Anna Korba, and Giulia Luise. The Wasserstein proximal gradient algorithm. *Advances in Neural Information Processing Systems*, 33:12356–12366, 2020.
- Simo Särkkä. On unscented Kalman filtering for state estimation of continuous-time nonlinear systems. *IEEE Transactions on automatic control*, 52(9):1631–1641, 2007.

Michalis Titsias and Miguel Lázaro-Gredilla. Doubly stochastic variational Bayes for non-conjugate inference. In *International conference on machine learning*, pp. 1971–1979. PMLR, 2014.

Aad W Van der Vaart. *Asymptotic statistics*, volume 3. Cambridge University Press, 2000.

Pauli Virtanen, Ralf Gommers, Travis E. Oliphant, Matt Haberland, Tyler Reddy, David Cournapeau, Evgeni Burovski, Pearu Peterson, Warren Weckesser, Jonathan Bright, Stéfan J. van der Walt, Matthew Brett, Joshua Wilson, K. Jarrod Millman, Nikolay Mayorov, Andrew R. J. Nelson, Eric Jones, Robert Kern, Eric Larson, C J Carey, İlhan Polat, Yu Feng, Eric W. Moore, Jake VanderPlas, Denis Laxalde, Josef Perktold, Robert Cimrman, Ian Henriksen, E. A. Quintero, Charles R. Harris, Anne M. Archibald, Antônio H. Ribeiro, Fabian Pedregosa, Paul van Mulbregt, and SciPy 1.0 Contributors. SciPy 1.0: Fundamental Algorithms for Scientific Computing in Python. *Nature Methods*, 17:261–272, 2020.

Martin J Wainwright, Michael I Jordan, et al. Graphical models, exponential families, and variational inference. *Foundations and Trends® in Machine Learning*, 1(1–2):1–305, 2008.

Andre Wibisono. Sampling as optimization in the space of measures: The Langevin dynamics as a composite optimization problem. In *Conference on Learning Theory*, pp. 2093–3027. PMLR, 2018.

Zuheng Xu and Trevor Campbell. The computational asymptotics of Gaussian variational inference and the laplace approximation. *Statistics and Computing*, 32(4):63, 2022.

A THEORY

A.1 PROOF OF LEMMA 1

For each $\mu = \mathcal{N}(m, \Sigma) \in \text{BW}(\mathbb{R}^d)$ and $c > 0$, we denote

$\mathcal{Q}(\mu) = \mathbb{E}\|\nabla V(X) - \mathbb{E}\nabla V(X)\|^2 - \mathbb{E}\|\nabla V(X) - c\Sigma^{-1}(X - m) - \mathbb{E}\nabla V(X)\|^2$, $X \sim \mu$, which is the difference between the variances of the Monte Carlo estimator and our proposed estimator. We want $\mathcal{Q}(\mu) > 0$. Simple algebras simplify \mathcal{Q} as

$$\mathcal{Q}(\mu) = 2c\mathbb{E}\langle \nabla V(X) - \mathbb{E}\nabla V(X), \Sigma^{-1}(X - m) \rangle - c^2\mathbb{E}\|\Sigma^{-1}(X - m)\|^2.$$

Recall a standard result: if $X \sim \mathcal{N}(m, \Sigma)$, then its affine transformation $W = AX + b$ has the distribution $\mathcal{N}(Am + b, A\Sigma A^\top)$. Applying this result, $W := \Sigma^{-1}(X - m) \sim \mathcal{N}(0, \Sigma^{-1})$. Therefore

$$\mathbb{E}\|W\|^2 = \sum_{i=1}^d \mathbb{E}W_i^2 = \text{Tr}(\Sigma^{-1}).$$

On the other hand,

$$\begin{aligned} & \mathbb{E}\langle \nabla V(X) - \mathbb{E}\nabla V(X), \Sigma^{-1}(X - m) \rangle \\ &= \mathbb{E}\langle \nabla V(X), \Sigma^{-1}(X - m) \rangle - \mathbb{E}\langle \mathbb{E}\nabla V(X), \Sigma^{-1}(X - m) \rangle \\ &= \mathbb{E}\langle \nabla V(X), \Sigma^{-1}(X - m) \rangle - \langle \mathbb{E}\nabla V(X), \mathbb{E}\Sigma^{-1}(X - m) \rangle \\ &= \mathbb{E}\langle \nabla V(X), \Sigma^{-1}(X - m) \rangle - \langle \mathbb{E}\nabla V(X), \Sigma^{-1}(\mathbb{E}X - m) \rangle \\ &= \mathbb{E}\langle \nabla V(X), \Sigma^{-1}(X - m) \rangle. \end{aligned}$$

Let us denote $A = \Sigma^{-1}$ and compute $\mathbb{E}\langle \nabla V(X), A(X - m) \rangle$ as follows

$$\begin{aligned} \mathbb{E}\langle \nabla V(X), A(X - m) \rangle &= \mathbb{E}\left(\sum_{i=1}^d \frac{\partial V}{\partial x_i}(X)[A(X - m)]_i\right) \\ &= \mathbb{E}\left(\sum_{i=1}^d \frac{\partial V}{\partial x_i}(X) \sum_{j=1}^d [A]_{ij}(X_j - m_j)\right) \\ &= \sum_{i=1}^d \sum_{j=1}^d [A]_{ij} \mathbb{E}\left(\frac{\partial V}{\partial x_i}(X)(X_j - m_j)\right). \end{aligned} \tag{10}$$

We compute $\mathbb{E} \left(\frac{\partial V}{\partial x_i}(X)(X_j - m_j) \right)$ by leveraging the following Stein's lemma (Lin et al., 2019).

Lemma 2 (Stein's lemma) *Let $X \sim \mathcal{N}(m, \Sigma)$ be an d -dimensional Gaussian random variable and $g : \mathbb{R}^d \rightarrow \mathbb{R}$ be continuously differentiable, then*

$$\mathbb{E}(g(X)(X - m)) = \Sigma \mathbb{E}(\nabla g(X)).$$

Applying Stein's lemma with $g = (\partial/\partial x_i)V$,

$$\begin{aligned} \mathbb{E} \left(\frac{\partial V}{\partial x_i}(X)(X - m) \right) &= \Sigma \mathbb{E} \left(\nabla \frac{\partial V}{\partial x_i}(X) \right) \\ &= \Sigma \mathbb{E} \left(\left[\frac{\partial^2 V}{\partial x_1 \partial x_i}(X), \frac{\partial^2 V}{\partial x_2 \partial x_i}(X), \dots, \frac{\partial^2 V}{\partial x_d \partial x_i}(X) \right]^\top \right). \end{aligned}$$

By comparing the j -th element of both sides, we get

$$\mathbb{E} \left(\frac{\partial V}{\partial x_i}(X)(X_j - m_j) \right) = \sum_{k=1}^d \Sigma_{jk} \mathbb{E} \left(\frac{\partial^2 V}{\partial x_k \partial x_i}(X) \right).$$

Plugging this expression into (10),

$$\begin{aligned} \mathbb{E} \langle \nabla V(X), A(X - m) \rangle &= \sum_{i=1}^d \sum_{j=1}^d [A]_{ij} \sum_{k=1}^d \Sigma_{jk} \mathbb{E} \left(\frac{\partial^2 V}{\partial x_k \partial x_i}(X) \right) \\ &= \sum_{i=1}^d \sum_{j=1}^d \sum_{k=1}^d [A]_{ij} \Sigma_{jk} \mathbb{E} \left(\frac{\partial^2 V}{\partial x_k \partial x_i}(X) \right) \\ &= \sum_{i=1}^d \sum_{k=1}^d \mathbb{E} \left(\frac{\partial^2 V}{\partial x_k \partial x_i}(X) \right) \sum_{j=1}^d [A]_{ij} \Sigma_{jk} \\ &= \sum_{i=1}^d \sum_{k=1}^d \mathbb{E} \left(\frac{\partial^2 V}{\partial x_k \partial x_i}(X) \right) [A \Sigma]_{ik} \\ &= \sum_{i=1}^d \sum_{k=1}^d \mathbb{E} \left(\frac{\partial^2 V}{\partial x_k \partial x_i}(X) \right) [I]_{ik} \\ &= \sum_{i=1}^d \mathbb{E} \left(\frac{\partial^2 V}{\partial x_i^2}(X) \right) \\ &= \text{Tr}(\mathbb{E} \nabla^2 V(X)). \end{aligned}$$

Therefore,

$$\mathcal{Q}(\mu) = 2c \text{Tr}(\mathbb{E} \nabla^2 V(X)) - c^2 \text{Tr}(\Sigma^{-1}), \quad \text{where } X \sim \mu.$$

A.2 PROOF OF THEOREM 1

Recall that Lem. 1 and the optimality condition (4) imply $\mathcal{Q}(\hat{\pi}) = c(2 - c) \text{Tr}(\hat{\Sigma}^{-1})$.

Now let $\mu = \mathcal{N}(m, \Sigma) \in \text{BW}(\mathbb{R}^d)$, and let (X, \hat{X}) be the optimal coupling between μ and $\hat{\pi}$,

$$\begin{aligned} |\mathcal{Q}(\mu) - \mathcal{Q}(\hat{\pi})| &\leq 2c |\text{Tr}(\mathbb{E}\nabla^2 V(X)) - \text{Tr}(\hat{\Sigma}^{-1})| + c^2 |\text{Tr}(\Sigma^{-1}) - \text{Tr}(\hat{\Sigma}^{-1})| \\ &= 2c |\text{Tr}(\mathbb{E}\nabla^2 V(X)) - \text{Tr}(\mathbb{E}\nabla^2 V(\hat{X}))| + c^2 |\text{Tr}(\Sigma^{-1}) - \text{Tr}(\hat{\Sigma}^{-1})| \\ &\leq 2c\mathbb{E} |\text{Tr}(\nabla^2 V(X)) - \text{Tr}(\nabla^2 V(\hat{X}))| + c^2 |\text{Tr}(\Sigma^{-1}) - \text{Tr}(\hat{\Sigma}^{-1})| \\ &= 2c\mathbb{E} |\Delta V(X) - \Delta V(\hat{X})| + c^2 |\text{Tr}(\Sigma^{-1}) - \text{Tr}(\hat{\Sigma}^{-1})| \\ &\leq 2c\ell\mathbb{E}\|X - \hat{X}\| + c^2 |\text{Tr}(\Sigma^{-1}) - \text{Tr}(\hat{\Sigma}^{-1})| \\ &\leq 2c\ell(\mathbb{E}\|X - \hat{X}\|^2)^{\frac{1}{2}} + c^2 |\text{Tr}(\Sigma^{-1}) - \text{Tr}(\hat{\Sigma}^{-1})| \\ &= 2c\ell W_2(\mu, \hat{\pi}) + c^2 |\text{Tr}(\Sigma^{-1}) - \text{Tr}(\hat{\Sigma}^{-1})|. \end{aligned}$$

Therefore

$$\mathcal{Q}(\mu) \geq \mathcal{Q}(\hat{\pi}) - 2c\ell W_2(\mu, \hat{\pi}) - c^2 |\text{Tr}(\Sigma^{-1}) - \text{Tr}(\hat{\Sigma}^{-1})|.$$

So $\mathcal{Q}(\mu) > 0$ if

$$2c\ell W_2(\mu, \hat{\pi}) + c^2 |\text{Tr}(\Sigma^{-1}) - \text{Tr}(\hat{\Sigma}^{-1})| < \mathcal{Q}(\hat{\pi})$$

or

$$2\ell W_2(\mu, \hat{\pi}) + c |\text{Tr}(\Sigma^{-1}) - \text{Tr}(\hat{\Sigma}^{-1})| < (2 - c) \text{Tr}(\hat{\Sigma}^{-1}).$$

A.3 PROOF OF THEOREM 2

Recall from Lem. 1: for any $\mu = \mathcal{N}(m, \Sigma) \in \text{BW}(\mathbb{R}^d)$,

$$\mathcal{Q}(\mu) = 2c \text{Tr}(\mathbb{E}\nabla^2 V(X)) - c^2 \text{Tr}(\Sigma^{-1}), \quad \text{where } X \sim \mu.$$

Since V is α -strongly convex, $\nabla^2 V(x) \succeq \alpha I$ for all $x \in \mathbb{R}^d$. Therefore, $\mathbb{E}\nabla^2 V(X) \succeq \alpha I$. It follows that $\text{Tr}(\mathbb{E}\nabla^2 V(X)) \geq d\alpha$. Therefore, whenever $\text{Tr}(\Sigma^{-1}) < (2d\alpha)/c$, $\mathcal{Q}(\mu) > 0$ and we get reduced variance.

A.4 PROOF OF THEOREM 3

Since Alg. 1 differs from SGVI (Diao et al., 2023) only at \tilde{b}_k , we will largely leverage the convergence analysis of (Diao et al., 2023) but will pay extra attention to the transition of the variance reduction effect to the final bounds.

At the iteration k , the (deterministic) Bures-Wasserstein gradient of \mathcal{E}_V at μ_k is

$$\nabla_{\text{BW}} \mathcal{E}_V(\mu_k) : x \mapsto \mathbb{E}_{\mu_k} \nabla V + (\mathbb{E}_{\mu_k} \nabla^2 V)(x - m_k)$$

and in Alg. 1 we approximate this gradient by

$$x \mapsto \tilde{b}_k + S_k(x - m_k)$$

where $\tilde{b}_k = \nabla V(X_k) - c_k \Sigma_k^{-1}(X_k - m_k)$, $S_k = \nabla^2 V(X_k)$, and $X_k \sim \mu_k$.

The error of this approximation is

$$\tilde{e}_k : x \mapsto (S_k - \mathbb{E}_{\mu_k} \nabla^2 V)(x - m_k) + (\tilde{b}_k - \mathbb{E}_{\mu_k} \nabla V).$$

Let \mathcal{P}_k denote σ -algebra containing the information up to the beginning of iteration k , $\mathcal{P}_k = \sigma(X_0, X_1, \dots, X_{k-1})$ for $k \in \{1, 2, \dots, N-1\}$ and \mathcal{P}_0 is, by convention, the trivial σ -algebra. Let us denote

$$\tilde{\sigma}_k^2 := \mathbb{E}(\|\tilde{e}_k\|_{\mu_k}^2 | \mathcal{P}_k) = \mathbb{E}(\mathbb{E}_{x \sim \mu_k} \|(S_k - \mathbb{E}_{\mu_k} \nabla^2 V)(x - m_k) + (\tilde{b}_k - \mathbb{E}_{\mu_k} \nabla V)\|^2 | \mathcal{P}_k). \quad (11)$$

Bounding $\tilde{\sigma}_k$: we show that

$$\tilde{\sigma}_k^2 \leq 3d\beta(1 + \tau_k) + 6(1 + \tau_k)\beta^3 \lambda_{\max}(\hat{\Sigma}) W_2^2(\mu_k, \hat{\pi}), \quad (12)$$

The proof of (12) is a direct extension of (Diao et al., 2023, Lem. 5.6), but let us partly include it here for completeness.

First, let $\mu = \mathcal{N}(m, \Sigma)$ and $X \sim \mu$, applying Stein's lemma we get

$$\mathbb{E} \left(\frac{\partial V}{\partial x_i}(X)(X_i - m_i) \right) = \sum_{k=1}^d \Sigma_{ik} \mathbb{E} \left(\frac{\partial^2 V}{\partial x_k \partial x_i}(X) \right).$$

Summing up for $i = 1, 2, \dots, d$

$$\sum_{i=1}^d \mathbb{E} \left(\frac{\partial V}{\partial x_i}(X)(X_i - m_i) \right) = \sum_{i=1}^d \sum_{k=1}^d \Sigma_{ik} \mathbb{E} \left(\frac{\partial^2 V}{\partial x_k \partial x_i}(X) \right),$$

which can be rewritten as

$$\mathbb{E} \langle \nabla V(X), X - m \rangle = \mathbb{E} \langle \nabla^2 V(X), \Sigma \rangle.$$

We now recall the Brascamp-Lieb inequality: let $\mu \propto \exp(-W)$ where W is strictly convex and twice continuously differentiable, then

$$\text{Var}_\mu(f) \leq \mathbb{E}_\mu \langle \nabla f, (\nabla^2 W)^{-1} \nabla f \rangle$$

for any smooth f . By using $f = (\partial/\partial x_i)V$ and $\mu = \mu_k$, we obtain

$$\text{Var}_{\mu_k}((\partial/\partial x_i)V) \leq \mathbb{E}_{\mu_k} [\nabla^2 V \Sigma_k \nabla^2 V]_{ii}. \quad (13)$$

Summing (13) for i from 1 to d

$$\mathbb{E}_{\mu_k} \|\nabla V - \mathbb{E}_{\mu_k} \nabla V\|^2 \leq \text{Tr}(\mathbb{E}_{\mu_k}(\nabla^2 V \Sigma_k \nabla^2 V)) = \mathbb{E}_{\mu_k} \langle \nabla^2 V, \Sigma_k \nabla^2 V \rangle.$$

Since X_k is the only source of randomness in \tilde{e}_k given \mathcal{P}_k , the conditional expectation in (11) becomes the expectation over the randomness of X_k , we can write

$$\tilde{\sigma}_k^2 = \mathbb{E} \| (\nabla^2 V(X_k) - \mathbb{E}_{\mu_k} \nabla^2 V)(X - m_k) + \nabla V(X_k) - c_k \Sigma_k^{-1}(X_k - m_k) - \mathbb{E}_{\mu_k} \nabla V \|^2$$

where $X, X_k \sim \mu_k$ and X, X_k are independent. We evaluate

$$\begin{aligned} \frac{1}{2} \tilde{\sigma}_k^2 &\leq \mathbb{E} \| (\nabla^2 V(X_k) - \mathbb{E}_{\mu_k} \nabla^2 V)(X - m_k) \|^2 + \mathbb{E} \| \nabla V(X_k) - c_k \Sigma_k^{-1}(X_k - m_k) - \mathbb{E}_{\mu_k} \nabla V \|^2 \\ &\leq \mathbb{E} \langle (X - m_k)^\top (\nabla^2 V(X_k) - \mathbb{E}_{\mu_k} \nabla^2 V)^2 (X - m_k) \rangle + \tau_k \mathbb{E}_{\mu_k} \|\nabla V - \mathbb{E}_{\mu_k} \nabla V\|^2 \\ &= \mathbb{E} \langle (\nabla^2 V(X_k) - \mathbb{E}_{\mu_k} \nabla^2 V)^2, (X - m_k)(X - m_k)^\top \rangle + \tau_k \mathbb{E}_{\mu_k} \|\nabla V - \mathbb{E}_{\mu_k} \nabla V\|^2 \\ &= \langle \mathbb{E}_{\mu_k} (\nabla^2 V - \mathbb{E}_{\mu_k} \nabla^2 V)^2, \Sigma_k \rangle + \tau_k \mathbb{E}_{\mu_k} \|\nabla V - \mathbb{E}_{\mu_k} \nabla V\|^2 \\ &= \mathbb{E}_{\mu_k} \langle \nabla^2 V, \Sigma_k \nabla^2 V \rangle - \langle (\mathbb{E}_{\mu_k} \nabla^2 V)^2, \Sigma_k \rangle + \tau_k \mathbb{E}_{\mu_k} \|\nabla V - \mathbb{E}_{\mu_k} \nabla V\|^2 \\ &\leq \mathbb{E}_{\mu_k} \langle \nabla^2 V, \Sigma_k \nabla^2 V \rangle + \tau_k \mathbb{E}_{\mu_k} \|\nabla V - \mathbb{E}_{\mu_k} \nabla V\|^2 \\ &\leq (1 + \tau_k) \mathbb{E}_{\mu_k} \langle \nabla^2 V, \Sigma_k \nabla^2 V \rangle \\ &\leq \beta(1 + \tau_k) \mathbb{E}_{\mu_k} \langle \nabla^2 V, \Sigma_k \rangle \\ &= \beta(1 + \tau_k) \mathbb{E} \langle \nabla V(X_k), X_k - m_k \rangle. \end{aligned}$$

Now by using optimal coupling between μ_k and $\hat{\pi}$, one can obtain (Diao et al., 2023, P.27, P.28)

$$\mathbb{E} \langle \nabla V(X_k), X_k - m \rangle \leq \frac{3d}{2} + \left(2\beta + \frac{\beta^2 \text{Tr}(\hat{\Sigma})}{d} \right) W_2^2(\mu_k, \hat{\pi})$$

Therefore,

$$\begin{aligned} \tilde{\sigma}_k^2 &\leq 3d\beta(1 + \tau_k) + (1 + \tau_k) \left(4\beta^2 + \frac{2\beta^3 \text{Tr}(\hat{\Sigma})}{d} \right) W_2^2(\mu_k, \hat{\pi}) \\ &\leq 3d\beta(1 + \tau_k) + 6(1 + \tau_k) \beta^3 \lambda_{\max}(\hat{\Sigma}) W_2^2(\mu_k, \hat{\pi}). \end{aligned}$$

Bound $\mathbb{E}(\min_{k=1,\dots,N} \mathcal{F}(\mu_k)) - \mathcal{F}(\hat{\pi})$:

Lem. 5.1 in (Diao et al., 2023) implies that

$$\mathbb{E}W_2^2(\mu_{k+1}, \hat{\pi}) \leq (1 - \alpha\eta)\mathbb{E}W_2^2(\mu_k, \hat{\pi}) - 2\eta(\mathbb{E}\mathcal{F}(\mu_{k+1}) - \mathcal{F}(\hat{\pi})) + 2\eta^2\mathbb{E}\tilde{\sigma}_k^2 \quad (14)$$

where $\alpha \geq 0$ is the strong convexity modulus of V .

Now using the bound (12) for $\tilde{\sigma}_k$,

$$\begin{aligned} \mathbb{E}W_2^2(\mu_{k+1}, \hat{\pi}) &\leq (1 - \alpha\eta + 12(1 + \tau_k)\eta^2\beta^3\lambda_{\max}(\hat{\Sigma}))\mathbb{E}W_2^2(\mu_k, \hat{\pi}) \\ &\quad - 2\eta(\mathbb{E}\mathcal{F}(\mu_{k+1}) - \mathcal{F}(\hat{\pi})) + 6(1 + \tau_k)\eta^2\beta d \\ &\leq \exp\left(-\alpha\eta + 12(1 + \tau_k)\eta^2\beta^3\lambda_{\max}(\hat{\Sigma})\right)\mathbb{E}W_2^2(\mu_k, \hat{\pi}) \\ &\quad - 2\eta(\mathbb{E}\mathcal{F}(\mu_{k+1}) - \mathcal{F}(\hat{\pi})) + 6(1 + \tau_k)\eta^2\beta d. \end{aligned}$$

Therefore

$$\begin{aligned} 2\eta(\mathbb{E}\mathcal{F}(\mu_{k+1}) - \mathcal{F}(\hat{\pi})) &\leq \exp\left(-\alpha\eta + 12(1 + \tau_k)\eta^2\beta^3\lambda_{\max}(\hat{\Sigma})\right)\mathbb{E}W_2^2(\mu_k, \hat{\pi}) \\ &\quad - \mathbb{E}W_2^2(\mu_{k+1}, \hat{\pi}) + 6(1 + \tau_k)\eta^2\beta d \end{aligned} \quad (15)$$

Since we are considering the convex case, let us set $\alpha = 0$ and denote $C_k = 12(1 + \tau_k)\beta^3\lambda_{\max}(\hat{\Sigma})$ and $D_{-1} = 0, D_k = -C_0 - C_1 - \dots - C_k$ for $k = 0, 1, \dots, N-1$. By definition, $D_k + C_k = D_{k-1}$ for all $k = 0, 1, \dots, N-1$. Rewrite (15) as

$$2\eta(\mathbb{E}\mathcal{F}(\mu_{k+1}) - \mathcal{F}(\hat{\pi})) \leq \exp(C_k\eta^2)\mathbb{E}W_2^2(\mu_k, \hat{\pi}) - \mathbb{E}W_2^2(\mu_{k+1}, \hat{\pi}) + 6(1 + \tau_k)\eta^2\beta d.$$

Multiply both sides with $\exp(D_k\eta^2)$ we get

$$\begin{aligned} &2\eta \exp(D_k\eta^2)(\mathbb{E}\mathcal{F}(\mu_{k+1}) - \mathcal{F}(\hat{\pi})) \\ &\leq \exp((D_k + C_k)\eta^2)\mathbb{E}W_2^2(\mu_k, \hat{\pi}) - \exp(D_k\eta^2)\mathbb{E}W_2^2(\mu_{k+1}, \hat{\pi}) + 6(1 + \tau_k)\eta^2\beta d \exp(D_k\eta^2) \end{aligned}$$

and, by using the backward recursion $D_k + C_k = D_{k-1}$, can be rewritten as

$$\begin{aligned} &2\eta \exp(D_k\eta^2)(\mathbb{E}\mathcal{F}(\mu_{k+1}) - \mathcal{F}(\hat{\pi})) \\ &\leq \exp(D_{k-1}\eta^2)\mathbb{E}W_2^2(\mu_k, \hat{\pi}) - \exp(D_k\eta^2)\mathbb{E}W_2^2(\mu_{k+1}, \hat{\pi}) + 6(1 + \tau_k)\eta^2\beta d \exp(D_k\eta^2) \end{aligned}$$

Telescope for k from 0 to $N-1$

$$\begin{aligned} &2\eta \sum_{k=0}^{N-1} \exp(D_k\eta^2)(\mathbb{E}\mathcal{F}(\mu_{k+1}) - \mathcal{F}(\hat{\pi})) \\ &\leq W_2^2(\mu_0, \hat{\pi}) - \exp(D_{N-1}\eta^2)\mathbb{E}W_2^2(\mu_N, \hat{\pi}) + 6\eta^2\beta d \sum_{k=0}^{N-1} (1 + \tau_k) \exp(D_k\eta^2) \\ &\leq W_2^2(\mu_0, \hat{\pi}) + 6\eta^2\beta d \sum_{k=0}^{N-1} (1 + \tau_k) \exp(D_k\eta^2). \end{aligned}$$

We see that

$$D_k = -\frac{C}{2} \left(k + 1 + \sum_{i=0}^k \tau_i \right)$$

where $C = 24\beta^3\lambda_{\max}(\hat{\Sigma})$.

Let us denote $\tilde{S}_N(\eta) = \sum_{k=0}^{N-1} \exp(D_k\eta^2)$. It holds

$$\mathbb{E} \left(\min_{k=1,2,\dots,N} \mathcal{F}(\mu_k) \right) - \mathcal{F}(\hat{\pi}) \leq \frac{W_2^2(\mu_0, \hat{\pi})}{2\eta\tilde{S}_N(\eta)} + 3\eta\beta d \sum_{k=0}^{N-1} (1 + \tau_k) \frac{\exp(D_k\eta^2)}{\tilde{S}_N(\eta)}.$$

It holds

$$\sum_{k=0}^{N-1} (1 + \tau_k) \frac{\exp(D_k \eta^2)}{\tilde{S}_N(\eta)} \leq 1 + \tau_{\max} \quad (16)$$

and

$$\begin{aligned} \tilde{S}_N(\eta) &= \sum_{k=0}^{N-1} \exp(D_k \eta^2) \\ &= \sum_{k=0}^{N-1} \exp\left(-\frac{C}{2}(k+1 + \sum_{i=0}^k \tau_i) \eta^2\right) \\ &\geq \sum_{k=0}^{N-1} \exp\left(-\frac{C}{2}(k+1 + (k+1)\tau_{\max}) \eta^2\right) \\ &= \sum_{k=0}^{N-1} [\exp(-C(k+1)\eta^2)]^{\frac{\tau_{\max}+1}{2}}. \end{aligned}$$

On the other hand, for any $b > 0$, the function $f(s) = b^s$ is convex. By tangent inequality $f(s) \geq f(1) + f'(1)(s-1)$, we get

$$b^s \geq b + b \ln(b)(s-1). \quad (17)$$

Applying the inequality (17) with $b = \exp(-C(k+1)\eta^2)$ and $s = (\tau_{\max} + 1)/2$

$$\begin{aligned} [\exp(-C(k+1)\eta^2)]^{\frac{\tau_{\max}+1}{2}} &\geq \exp(-C(k+1)\eta^2) + C(k+1)\eta^2 \exp(-C(k+1)\eta^2) \left(\frac{1-\tau_{\max}}{2}\right) \\ &= \exp(-C(k+1)\eta^2) \left(1 + C\eta^2(k+1) \left(\frac{1-\tau_{\max}}{2}\right)\right) \\ &\geq \exp(-C(k+1)\eta^2) \left(1 + C\eta^2 \left(\frac{1-\tau_{\max}}{2}\right)\right). \end{aligned}$$

Therefore,

$$\begin{aligned} \tilde{S}_N(\eta) &\geq \left(1 + \frac{C\eta^2(1-\tau_{\max})}{2}\right) \sum_{k=1}^N \exp(-Ck\eta^2) \\ &\geq \left(1 + \frac{C\eta^2(1-\tau_{\max})}{2}\right) \sum_{k=1}^{\min\{N, \lfloor (C\eta^2)^{-1} \rfloor\}} \exp(-Ck\eta^2) \\ &\geq \left(1 + \frac{C\eta^2(1-\tau_{\max})}{2}\right) \sum_{k=1}^{\min\{N, \lfloor (C\eta^2)^{-1} \rfloor\}} \frac{1}{e} \\ &= \frac{1}{e} \left(1 + \frac{C\eta^2(1-\tau_{\max})}{2}\right) \min\{N, \lfloor (C\eta^2)^{-1} \rfloor\}. \end{aligned}$$

By using the basic inequality $1/\min(a, b) \leq 1/a + 1/b$, we get

$$\begin{aligned} \frac{1}{\tilde{S}_N(\eta)} &\leq \frac{e}{1 + \frac{C\eta^2(1-\tau_{\max})}{2}} \left(\frac{1}{N} + \frac{1}{\lfloor (C\eta^2)^{-1} \rfloor}\right) \\ &\lesssim \frac{e}{1 + \frac{C\eta^2(1-\tau_{\max})}{2}} \left(\frac{1}{N} + C\eta^2\right) \end{aligned}$$

asymptotically at small $\eta > 0$.

Therefore,

$$\mathbb{E} \left(\min_{k=1,2,\dots,N} \mathcal{F}(\mu_k) \right) - \mathcal{F}(\hat{\pi}) \leq \frac{e}{1 + \frac{C\eta^2(1-\tau_{\max})}{2}} \left(\frac{1}{2\eta N} + \frac{C\eta}{2} \right) W_2^2(\mu_0, \hat{\pi}) + 3\eta\beta d(1 + \tau_{\max}).$$

A.5 PROOF OF THEOREM 4

Since V is α -strongly convex with $\alpha > 0$, $\mathbb{E}_{\hat{\pi}}(\nabla^2 V) \succcurlyeq \alpha I$, so $\lambda_{\min}(\mathbb{E}_{\hat{\pi}}(\nabla^2 V)) \geq \alpha$.

It follows that

$$\lambda_{\max}(\hat{\Sigma}) = \frac{1}{\lambda_{\min}(\hat{\Sigma}^{-1})} = \frac{1}{\lambda_{\min}(\mathbb{E}_{\hat{\pi}}(\nabla^2 V))} \leq \frac{1}{\alpha}.$$

Using this inequality in the bound for $\tilde{\sigma}_k$ in (12), we get

$$\tilde{\sigma}_k^2 \leq 3d\beta(1 + \tau_k) + \frac{6(1 + \tau_k)\beta^3}{\alpha} W_2^2(\mu_k, \hat{\pi}).$$

Using this bound for (14),

$$\begin{aligned} \mathbb{E}W_2^2(\mu_{k+1}, \hat{\pi}) &\leq (1 - \alpha\eta)\mathbb{E}W_2^2(\mu_k, \hat{\pi}) - 2\eta(\mathbb{E}\mathcal{F}(\mu_{k+1}) - \mathcal{F}(\hat{\pi})) \\ &\quad + 2\eta^2\mathbb{E}\left(3d\beta(1 + \tau_k) + \frac{6(1 + \tau_k)\beta^3}{\alpha}W_2^2(\mu_k, \hat{\pi})\right) \\ &= \left(1 - \alpha\eta + \frac{12(1 + \tau_k)\eta^2\beta^3}{\alpha}\right)\mathbb{E}W_2^2(\mu_k, \hat{\pi}) + 6d\beta\eta^2(1 + \tau_k) \\ &\leq \exp\left(-\alpha\eta + \frac{12(1 + \tau_k)\eta^2\beta^3}{\alpha}\right)\mathbb{E}W_2^2(\mu_k, \hat{\pi}) + 6d\beta\eta^2(1 + \tau_k). \end{aligned}$$

Now with $\eta \leq \alpha^2/(48\beta^3)$,

$$\frac{12(1 + \tau_k)\eta^2\beta^3}{\alpha} \leq \frac{(1 + \tau_k)\eta\alpha}{4}.$$

Therefore

$$\begin{aligned} \mathbb{E}W_2^2(\mu_{k+1}, \hat{\pi}) &\leq \exp\left(\left(\frac{-3 + \tau_k}{4}\right)\eta\alpha\right)\mathbb{E}W_2^2(\mu_k, \hat{\pi}) + 6d\beta\eta^2(1 + \tau_k) \\ &\leq \exp\left(\left(\frac{-3 + \tau_{\max}}{4}\right)\eta\alpha\right)\mathbb{E}W_2^2(\mu_k, \hat{\pi}) + 6d\beta\eta^2(1 + \tau_{\max}). \end{aligned}$$

Telescope this inequality, we get

$$\begin{aligned} \mathbb{E}W_2^2(\mu_N, \hat{\pi}) &\leq \exp\left(-N\left(\frac{3 - \tau_{\max}}{4}\right)\eta\alpha\right)W_2^2(\mu_0, \hat{\pi}) + \frac{6(1 + \tau_{\max})\eta^2\beta d}{1 - \exp\left(-\frac{(3 - \tau_{\max})\eta\alpha}{4}\right)} \\ &\lesssim \exp\left(-\frac{N(3 - \tau_{\max})\eta\alpha}{4}\right)W_2^2(\mu_0, \hat{\pi}) + \frac{24(1 + \tau_{\max})\beta\eta d}{(3 - \tau_{\max})\alpha} \end{aligned}$$

asymptotically at small $\eta > 0$.

B ADDITIONAL EXPERIMENTAL DETAILS

B.1 LAPLACE APPROXIMATION

Laplace approximation fits a Gaussian approximation by finding the mode of the target (MAP estimate for inference) and forming a second order approximation at that point. The approximation is given by

$$\mathcal{N}\left(x_{\text{MAP}}, (\nabla^2 V(x_{\text{MAP}}))^{-1}\right).$$

We use BFGS optimizer (Nocedal & Wright, 2006) as implemented in SciPy (Virtanen et al., 2020) to find the (numerical) MAP estimate, and form the approximation according to the local curvature around the point. Convergence of the estimate was validated manually.

B.2 VARIATIONAL INFERENCE IN THE EUCLIDEAN GEOMETRY

The baseline method EVI optimizes for the approximation over its parameters m and Σ in the Euclidean geometry of the parameter space, using Cholesky factorization for parameterizing the covariance. This is done by maximizing the Evidence Lower BOund (ELBO)

$$\mathcal{L}(m, \Sigma) = \mathbb{E}_{q_{m, \Sigma}(z)} [\log p(x, z) - \log q_{m, \Sigma}(z)],$$

which is equivalent to minimizing the KL divergence. We use single-sample reparameterization estimates for the gradient. Furthermore, by stopping the gradient after sampling z , we remove the Fisher score from the gradient computation, giving an unbiased estimator of the gradient of the ELBO with potentially lower variance (Roeder et al., 2017). We use Adam (Kingma & Ba, 2015) optimizer and the learning rates and number of iterations found in Table 1, found to achieve good convergence. Our implementation is based on the code provided by Modi et al. (2024).

Experiment	Dimension	Learning Rate	Iterations
Gaussian	10	0.01	5,000
Gaussian	50	0.01	5,000
Gaussian	200	0.001	10,000
Student-t	200	0.001	8,000
Logistic Regression	200	0.01	3,000

Table 1: Optimization details for EVI.

B.3 STUDENT’S T DISTRIBUTION

Consider a d -dimensional Student-t distribution with location μ , scale matrix Σ and ν degrees of freedom. Its negative log density (up to a constant), gradient and Hessian are given by:

$$V(x) = \frac{1}{2} (\nu + d) \log \left(1 + \frac{1}{\nu} (x - \mu)^\top \Sigma^{-1} (x - \mu) \right),$$

$$\nabla V(x) = \frac{(\nu + d)}{\nu + (x - \mu)^\top \Sigma^{-1} (x - \mu)} \Sigma^{-1} (x - \mu),$$

$$\nabla^2 V(x) = \frac{\nu + d}{\nu + (x - \mu)^\top \Sigma^{-1} (x - \mu)} \Sigma^{-1} - \frac{2(\nu + d)}{(\nu + (x - \mu)^\top \Sigma^{-1} (x - \mu))^2} \Sigma^{-1} (x - \mu) (x - \mu)^\top \Sigma^{-1}.$$