

Invariant graphs and dynamics of a family of continuous piecewise linear planar maps

Anna Cima⁽¹⁾, Armengol Gasull⁽¹⁾, Víctor Mañosa⁽²⁾ and Francesc Mañosas⁽¹⁾

⁽¹⁾ *Departament de Matemàtiques, Facultat de Ciències,
Universitat Autònoma de Barcelona,
08193 Bellaterra, Barcelona, Spain
anna.cima@uab.cat, armengol.gasull@uab.cat, francesc.manosas@uab.cat*

⁽²⁾ *Departament de Matemàtiques,
Institut de Matemàtiques de la UPC-BarcelonaTech (IMTech),
Universitat Politècnica de Catalunya
Colom 11, 08222 Terrassa, Spain
victor.manosa@upc.edu*

October 3, 2024

Abstract

We consider the family of piecewise linear maps

$$F_{a,b}(x, y) = (|x| - y + a, x - |y| + b),$$

where $(a, b) \in \mathbb{R}^2$. This family belongs to a wider one that has deserved some interest in the recent years as it provides a framework for generalized Lozi-type maps. Among our results, we prove that for $a \geq 0$ all the orbits are eventually periodic and moreover that there are at most three different periodic behaviors formed by at most seven points. For $a < 0$ we prove that for each $b \in \mathbb{R}$ there exists a compact graph Γ , which is invariant under the map F , such that for each $(x, y) \in \mathbb{R}^2$ there exists $n \in \mathbb{N}$ (that may depend on x) such that $F_{a,b}^n(x, y) \in \Gamma$. We give explicitly all these invariant graphs and we characterize the dynamics of the map restricted to the corresponding graph for all $(a, b) \in \mathbb{R}^2$ obtaining, among other results, a full characterization of when $F_{a,b}|_{\Gamma}$ has positive or zero entropy.

Mathematics Subject Classification: 37C05, 37E25, 37B40, 39A23.

Keywords: Continuous piecewise linear map, invariant graph, Markov partition, periodic orbit, topological entropy, rotation number, one-dimensional chaotic dynamics.

Contents

1	Introduction and main results	3
2	Preliminary results	7
2.1	Topological entropy	7
2.2	Rotation numbers and set of periods of a rotation interval	10
2.3	Additional notation	12
3	The case $a \geq 0$	12
3.1	The case $a > 0$	12
3.2	The case $a = 0$. Proof of Theorem A	14
4	The case $a < 0$ (I). Proofs of Theorems B and C	16
4.1	Proof of Theorem B	16
4.2	Structure of the ω -limits and proof of Theorem C	29
5	The case $a < 0$ (II). Case analysis and proof of Theorem D	34
5.1	The case $a = -1$ and $b \leq -2$	35
5.2	The case $a = -1$ and $-2 < b \leq -1$	36
5.3	The case $a = -1$ and $-1 < b \leq -3/4$	40
5.4	The case $a = -1$ and $-3/4 < b \leq 0$	46
5.5	The case $a = -1$ and $0 \leq b \leq 1$	51
5.5.1	The case $a = -1$ and $0 \leq b \leq 1/2$	51
5.5.2	The case $a = -1$ and $1/2 < b \leq 2/3$	53
5.5.3	The case $a = -1$ and $2/3 < b \leq 5/7$	54
5.5.4	The case $a = -1$ and $5/7 < b \leq 1$	58
5.6	Case $a = -1$ and $1 < b < 2$	64
5.7	The case $a = -1$ and $2 \leq b \leq 4$	66
5.8	The case $a = -1$ and $4 < b < 8$	67
5.9	The case $a = -1$ and $b \geq 8$	70
5.10	Proof of Theorem D	72
6	Future research directions	72
A	Appendix: invariant graphs for the case $a = -1$	76

1 Introduction and main results

In this paper we consider the family of piecewise linear maps of the form

$$F_{a,b}(x, y) = (|x| - y + a, x - |y| + b), \quad (1)$$

where $(a, b) \in \mathbb{R}^2$. In all the paper, when no confusion is possible we will write F instead of $F_{a,b}$.

Piecewise linear maps appear in the study of power electronics, neural networks, mechanical systems with friction or in economy [4, 7, 24, 28], and nowadays they are a subject of intense research both from the theoretical point of view and from the point of view of applications, see the [13, 15, 23] and other references cited below.

A particular case of piecewise linear maps are the continuous ones defined by absolute values. Their interest, due to its dynamic richness, is clear to the scientific community, at least, since 1978 when R. Lozi, introduced the celebrated map that bears his name [18], and when a particular case of which, known as the Gingerbread map, was studied by R. Devaney in [11]. This type of maps holding some absolute value function are still the object of much interest, both for themselves [14, 25], and for the fact that they are conjugated with other types of maps, such the as max-type ones [16, 17].

In [16], Grove and Ladas introduced the family of maps $G(x, y) = (|x| + \alpha y + \beta, x + \gamma |y| + \delta)$ with $\alpha, \beta, \gamma \in \mathbb{R}$ and $\delta \in \{-1, 0, 1\}$, in the spirit of generating a broader framework for studying generalized Lozi-type maps. The family of maps $F_{a,b}$ intersects this general family. In the last fifteen years, some works have appeared that analyze different particular cases of the Grove-Ladas family, see for example [2, 26, 27], just to cite those works that include subcases of the family $F_{a,b}$. Essentially, these works characterize cases in which every orbit converges to a fixed point, to a periodic orbit, or it is eventually periodic (that is, the points in it reach a periodic orbit in a finite number of iterations). In fact, our starting interest in the study of the family $F_{a,b}$ was I. Bula and A. Šile's a talk, at the 26th International Conference on Difference Equations and Applications that took place in Sarajevo in 2021, [9] (see also [10]). In that talk, it was expressed the hypothesis that for $a, b < 0$ all orbits are eventually periodic, and also was proved the existence of periodic orbits of different periods for some values of the parameters. One of our motivations was to explore this hypothesis.

As we will see, the global dynamics of the family $F_{a,b}$ is substantially richer. In fact, the dynamics generated by F strongly depends on the parameters a and b , and there are some cases where the dynamics is extremely simple while other ones present chaotic behaviors in 1-dimensional objects (graphs) that capture the final dynamics of the map, see Theorems A, B and D. We notice, however, that there are reasons why numerical evidences seem to support the initial hypothesis. More concretely, the results of Theorem C give a

partial explanation of why numerically it is difficult to see complicated dynamics although, as we will prove in this paper, they actually do exist for some values of the parameters when $a < 0$.

Before starting, let us see that the family of maps $F_{a,b}$ has only one essential parameter. Indeed, note that for any $\lambda > 0$,

$$\lambda F_{a,b}(x/\lambda, y/\lambda) = F_{\lambda a, \lambda b}(x, y). \quad (2)$$

This equality implies that for any $a, b \in \mathbb{R}^2$ and for any $\lambda > 0$ the maps $F_{\lambda a, \lambda b}$ and $F_{a,b}$ are conjugate. Hence in our proofs we can restrict our attention to three cases $a \in \{-1, 0, 1\}$.

As usual, for a map $G : \mathbb{R}^2 \rightarrow \mathbb{R}^2$ we will denote by $\text{Per}(G)$ the set of all periodic points of G . Next result characterizes completely the dynamics of F when $a \geq 0$.

Theorem A. *If $a \geq 0$, for each $\mathbf{x} \in \mathbb{R}^2$ there exists $n \geq 0$, that may depend on \mathbf{x} , such that $F^n(\mathbf{x}) \in \text{Per}(F)$. Moreover, the set $\text{Per}(F)$ is formed by a fixed point and, depending on a and b , either two or none 3 periodic orbits.*

The proof of Theorem A is done in Section 3. In fact, in Propositions 12, 13, 14 and 15, there is a more detailed description of the dynamics in subcases that cover the whole case $a \geq 0$.

Much more interesting dynamics appear when $a < 0$. In order to perform this study we begin by proving that the dynamics is concentrated in an one-dimensional compact set of the plane.

Theorem B. *If $a < 0$, for each $b \in \mathbb{R}$ there is a compact graph $\Gamma = \Gamma_{a,b}$, which is invariant under the map F , such that for every $\mathbf{x} \in \mathbb{R}^2$ there exists a non-negative integer n , that may depend on \mathbf{x} , such that $F^n(\mathbf{x}) \in \Gamma$.*

As we have explained, to study the case $a < 0$ it suffices to consider the case $a = -1$ by using the conjugation (2). Then, for $a = -1$ and each value of b all the graphs $\Gamma_{-1,b}$ are the ones given in the Appendix A adding to them, if necessary, a fixed point and a three periodic orbit that are given explicitly in Proposition 16. The conjugation can be used afterwards to obtain each $\Gamma_{a,b}$ from its corresponding $\Gamma_{-1, -b/a}$.

We prove that, apart from the isolated points eventually added following the results of Proposition 16, the graph Γ is a connected set formed by the union of at most 23 compact segments, see Figure 48 for an example of graph with 23 segments. These segments have one of the four slopes 0, 1, -1 and ∞ . Moreover, we will prove that there appear exactly 37 topologically different graphs, according the values of $a < 0$ and b , see again the Appendix A.

It is also remarkable that when the initial condition $\mathbf{x} = (x, y)$ is such that $xy \geq 0$ the value n in the theorem is at most 11, and this upper bound is reached for some $x, y, a < 0$

and b , see Proposition 17. On the other hand for $xy < 0$ and some values of $a < 0$ and b this number is unbounded.

From Theorem B we get that all ω -limit sets of F are contained in Γ . Thus to study the dynamics of F it suffices to study the dynamics of $F|_{\Gamma}$. Before giving a more detailed description of these dynamics we first prove in next theorem a result that provides a partial explanation of the reason why only simple dynamical behaviors are mostly the ones that can be numerically detected, see also Section 6.

Theorem C. *Set $a < 0$, $b \in \mathbb{R}$ and let Γ be the corresponding invariant graph for F . Then for an open and dense set of initial conditions $\mathbf{x} \in \Gamma$ there are at most three possible ω -limit sets. Moreover, if $b/a \in \mathbb{Q}$ these ω -limit sets are periodic orbits.*

As we will see, in each Γ there are segments that collapse by F to single points in Γ . In a few words, what we will prove is that the open and dense set of the statement is formed by the union of all the preimages by F of these segments. We will show that, depending on the values of the parameters, these three ω -limit sets can be periodic orbits, Cantor sets or other much more complicated subsets of Γ .

In fact, if a property in a topological space is satisfied for all elements in an open and dense subspace it is usually said that it is *generic*. What we suspect is that, rather of being only generic, the property that we have proved in Theorem C is satisfied by a full Lebesgue measure set of initial conditions in Γ . We have been able to prove this fact only for some values of b but we do not consider this question in this work.

As we can see in the Appendix, to describe with more detail the dynamics on each Γ , a lot of cases arise. Recall that there are 37 different graphs. For most of them, we define a suitable partition of Γ and we consider the oriented graph associated to the partition, which allow us to study the *topological entropy* of $F|_{\Gamma}$ in each case and, moreover, to elucidate its dynamics. In other cases, for instance, when the graph is homomorphic to a circle we use another approach. See Section 2 for more details on the tools that are used.

Shortly, the entropy h is a non-negative real number associated to a map such that when $h = 0$ then the dynamics is “simple” and when $h > 0$ it is “complicated”. More specifically, when $F|_{\Gamma}$ has entropy $h > 0$ then it has periodic orbits with infinitely different periods and the orbits have many different combinatorial behaviors. Indeed, by using the ideas of the book of Alsedà, Llibre and Misiurewicz [3] it can be seen that when the map $F|_{\Gamma}$ has positive entropy, then it is chaotic in the sense of Li and Yorke. In particular, this means that it has periodic points with arbitrarily large periods and, there exists an uncountable

set $\mathcal{S} \subset \Gamma$, called *scrambled set*, so that for any $p, q \in \mathcal{S}$ and each periodic point r of $F|_{\Gamma}$,

$$\begin{aligned} \limsup_{n \rightarrow \infty} |F^n(p) - F^n(q)| > 0, \quad \liminf_{n \rightarrow \infty} |F^n(p) - F^n(q)| = 0 \quad \text{and} \\ \limsup_{n \rightarrow \infty} |F^n(p) - F^n(r)| > 0. \end{aligned}$$

We will give more details about the entropy and how to compute it in Section 2.

All our results about this matter are summarized in the following theorem.

Theorem D. *Set $a < 0, b \in \mathbb{R}$ and define $c = -b/a$. Consider the map F given in (1), restricted to its corresponding invariant graph Γ given in Theorem B. Then there exist α and β such that $F|_{\Gamma}$ has positive entropy if and only if $c \in (\alpha, -1/36) \cup (\beta, 1) \cup (1, 8)$, where $\alpha \in (-112/137, -13/16) \approx (-0.8175, -0.8125)$, $\beta \in (603/874, 563/816) \approx (0.6899, 0.6900)$ and in these two intervals the entropy of $F|_{\Gamma}$ is non-decreasing in c . Moreover, the entropy as a function of c is discontinuous at $c = -1/36$.*

As we will see in the proof, the transition from zero entropy to chaos, which is present in the two intervals appearing in the theorem, can be described by means of two associated one-parameter family of unimodal maps and taking advantage of the results of [8]. We will prove that these families are “full families” in the sense that all possible unimodal dynamics are present in the family. Moreover, the behavior of the entropy with respect the parameter is monotonous.

We remark that although we have not been able to obtain explicit expressions of the values α and β of the statement, the property described in the above paragraph allows to obtaining rational upper and lower bounds for them, as sharp as desired.

It is worth noting that the discontinuity of the entropy as a function of the parameters is not so rare in the context of continuous maps with zero entropy.

Moreover, in the proof of Theorem D, for each value of c we either obtain the exact value of the entropy or we give explicit lower bounds for it. When the entropy is zero we also detail all the dynamics of F . In fact, in the majority of cases, there are only a finite number of periodic orbits, some of them repelling and some other attracting, and the dynamics is pre-periodic, that is periodic after finite number of iterates. However, when the graph is a topological circle, the dynamics will be determined by the associated rotation number of $F|_{\Gamma}$. When this number is rational, we will characterize all the possible periods. When it is irrational, we will prove that the ω -limit sets are Cantor sets. Another totally different situation with zero entropy corresponds to the cases where c is either α and β .

Theorems B and C will be proved in Section 4 and Theorem D in Section 5. A more detailed description of the dynamics and the values of the entropy are given in Propositions 24–30, 31, 32, 34, 35, 37, 38 and 40.

We believe that the study of the maps $F_{a,b}$ considered in this work, and the discovery of the invariant graphs in Theorem B, is interesting because provides a natural two dimensional discrete dynamical system for which all the final dynamics is one dimensional. Moreover this one dimensional dynamics presents all the richness of the one dimensional setting. Finally, we believe that it is also valuable to the extent that the study that we have made can be extended to other families of continuous piecewise linear maps. More concretely, for maps such that there is an open region on which the linear part of the map has rank one (and therefore there is a collapse of the dynamics to a line, ray or segment) and such that, except for a controllable set of points, the positive orbit of the rest of the points visits this region, see Section 6 for some additional comments.

2 Preliminary results

2.1 Topological entropy

The *topological entropy* of a continuous selfmap of a compact space was introduced in 1965 by Adler, Konheim, and McAndrew ([1]). It measures the combinatorial complexity of the map. Bowen, Misiurewicz and Ziemian ([6, 19]) generalized this notion for non necessarily continuous maps. We do not describe here the general definition and we will only introduce the definitions for a particular class of one-dimensional maps and state some basic properties that we will use along the paper. We address the reader to the original articles and also to the chapter dedicated to the entropy in [3]. The results in this reference state and prove the results for the interval or the circle maps. However the proofs are easily adaptable and also valid for general one-dimensional spaces like compact graphs.

Let G be a compact graph and let $f : G \rightarrow G$ be a map. We will say that f is *piecewise monotone* if there exists \mathcal{A} , a finite cover of G by intervals (i.e. segments of the edges), such that for all $A \in \mathcal{A}$, $f(A)$ is an interval and f restricted to A is continuous and monotone. Note that in this definition f is not necessarily a continuous map. Now we will use a particular type of covers: the ones corresponding to partitions formed by closed intervals. Note that two intervals of a partition can only intersect at one point and in this case the intersection is a common endpoint of both intervals.

Let $f : G \rightarrow G$ be a piecewise monotone map on a compact graph G . Let $\mathcal{P} = \{I_1, \dots, I_n\}$ be a finite partition of G by closed intervals. We say that \mathcal{P} is a *mono-partition* if $f(I_i)$ is an interval and $f|_{I_i}$ is continuous and monotone for all $i \in \{1, \dots, n\}$. We call *turning points* the endpoints of the intervals I_i and we denote by C the set of all turning points. When $x \in G \setminus C$ we define the address of x as $A(x) := I_i$ if $x \in I_i$. When $x \in G \setminus (\cup_{i=0}^{m-1} f^{-i}(C))$

we define the *itinerary of length m of x* as the sequence of symbols

$$I_m(x) = A(x)A(f(x)) \dots A(f^{m-1}(x)).$$

Let $N(f, \mathcal{P}, m)$ be the number of different itineraries of length m . Note that $N(f, \mathcal{P}, m) \leq n^m$. Then, the following holds.

Lemma 1. *Let $f : G \rightarrow G$ be a piecewise monotone map on a compact graph G . Let \mathcal{P} be a mono-partition. Then $\lim_m \sqrt[m]{N(f, \mathcal{P}, m)}$ exists. Moreover, this limit is independent of the election of the mono-partition \mathcal{P} , and*

$$h(f) := \ln \left(\lim_m \sqrt[m]{N(f, \mathcal{P}, m)} \right),$$

is the topological entropy of f .

We call the number $s(f) := \lim_m \sqrt[m]{N(f, \mathcal{P}, m)}$ the *growth number of f* .

Remark 2. For $f : G \rightarrow G$, a piecewise monotone map on a compact graph G , if there is an interval $I \subset G$ such that f restricted to I is constant, then we can collapse the interval to a point p obtaining a new graph \tilde{G} . We can also define \tilde{f} on \tilde{G} by $\tilde{f}(x) = p$ if $f(x) \in I$. In this way we obtain a piecewise monotone map \tilde{f} on \tilde{G} . Clearly $s(f) = s(\tilde{f})$ so this operation does not affect the computation of entropies.

Let $f : G \rightarrow G$ be a piecewise monotone map on a compact graph G . Let \mathcal{P} be a mono-partition. We will say that \mathcal{P} is *Markov partition* if for all $I \in \mathcal{P}$, $f(I)$ is the union of some elements of \mathcal{P} . Clearly in this situation the set of turning points is an invariant set.

Once again, let $f : G \rightarrow G$ be a piecewise monotone map on a compact graph G and let $\mathcal{P} = \{I_1, \dots, I_n\}$ be a mono-partition. The *associated matrix to \mathcal{P}* is the $(n \times n)$ -matrix defined by

$$m_{i,j} = \begin{cases} 1, & \text{if } I_j \subset f(I_i); \\ 0, & \text{otherwise.} \end{cases}$$

We denote it by $M(f, \mathcal{P})$ and also denote by $r(\mathcal{P})$ its spectral radius (i.e., the maximum of the absolute values of its eigenvalues). From the Perron-Frobenius Theorem (see [12]) we know that the spectral radius of $M(f, \mathcal{P})$ is reached in a positive real eigenvalue.

We have the following result:

Lemma 3. *Let $f : G \rightarrow G$ be a piecewise monotone map on a compact graph G and let $\mathcal{P} = \{I_1, \dots, I_n\}$ be a mono-partition. Then $r(\mathcal{P}) \leq s(f)$. Moreover if \mathcal{P} is Markov, then $r(\mathcal{P}) = s(f)$.*

Remark 4. There is an alternative matrix, $\bar{M}(f, \mathcal{P})$ that we can associate to a mono-partition $\mathcal{P} = \{P_1, \dots, P_n\}$ by the rule

$$\bar{m}_{i,j} = \begin{cases} 1, & \text{if } f(I_i) \text{ intersects the interior of } I_j; \\ 0, & \text{otherwise.} \end{cases}$$

Notice that when \mathcal{P} is a Markov partition we get $\bar{M}(f, \mathcal{P}) = M(f, \mathcal{P})$. Also notice that $\bar{M}(f, \mathcal{P})$ can be thought as the Markov matrix of a map g (maybe discontinuous) that has \mathcal{P} as a Markov partition. Clearly $N(f, \mathcal{P}, m) \leq N(g, \mathcal{P}, m)$ and then $s(f) \leq s(g)$. Therefore, if we denote by $\bar{r}(\mathcal{P})$ the spectral radius of $\bar{M}(f, \mathcal{P})$ we will get $s(f) \leq \bar{r}(\mathcal{P})$.

There is a nice method to compute spectral radius of a square $(n \times n)$ -matrix M with entries $m_{i,j} \in \{0, 1\}$, see [5]. Since we will use it extensively in this paper, we briefly recall it. We construct an abstract oriented graph whose vertices are I_1, \dots, I_n and there is an oriented arrow from P_i to P_j if and only if $I_j \subset f(I_i)$. Next we introduce the notion of *rome*.

Definition 5. Let $M = (m_{ij})_{i,j=1}^n$ be an $n \times n$ matrix with $m_{i,j} \in \{0, 1\}$. For a sequence $p = (p_j)_{j=0}^k$ of elements of $\{1, 2, \dots, n\}$ its width $w(p)$ is defined by $w(p) = \prod_{j=1}^k m_{p_{j-1}p_j}$. And p is called a path if $w(p) \neq 0$. In this case $k = l(p)$ is the length of the path p . A subset $R \subset \{1, 2, \dots, n\}$ is called a rome if there is no loop outside R , i.e., there is no path $(p_j)_{j=0}^k$ such that $p_0 = p_k$ and $(p_j)_{j=0}^k$ is disjoint from R . For a rome R we call a path $(p_j)_{j=0}^k$ simple if $\{p_0, p_k\} \subset R$ and $\{p_1, \dots, p_{k-1}\}$ is disjoint from R .

Roughly speaking, a rome R is a collection of vertices of the oriented graphs such that any loop in the graph must pass through an element of R . Note that a path in the matrix associated with the oriented graph corresponds to a path in the graph.

For a rome $R = \{r_1, \dots, r_k\}$, where $r_i \neq r_j$ for $i \neq j$, it is defined a matrix function A_R by $A_R = (a_{ij})_{i,j=1}^k$ where $a_{ij}(x) = \sum_p w(p) \lambda^{-l(p)}$ where the summation is over all simple paths originating at r_i and terminating at r_j . By E we denote the unit matrix (of an appropriate size).

Theorem 6. (See [5]) Let $R = \{r_1, \dots, r_k\}$ (with $r_i \neq r_j$ for $i \neq j$) be a rome. Then the characteristic polynomial of M is equal to $(-1)^{n-k} \lambda^n \det(A_R(\lambda) - E)$.

Lastly we collect in the next Lemma some results about topological entropy that we will use in the rest of the paper.

Lemma 7. The following statements hold:

- (i) If $f : X \rightarrow X$ is a continuous map in a compact space then $h(f^n) = nh(f)$.

(ii) Let \mathcal{M} be the space of continuous maps of the interval with the topology of uniform convergence and consider the map $h : \mathcal{M} \rightarrow \mathbb{R}$. Then h is lower semi-continuous, that is, for any $f \in \mathcal{M}$

$$\liminf_{g \rightarrow f} h(g) \geq h(f).$$

In our setting, from Theorem B we know that the dynamics generated by F when $a = -1$ reduces to study the action of F on some one-dimensional invariant graphs.

For each one of the cases we want to determine the entropy of F restricted to the corresponding graph, say Γ . Once we fix a mono-partition we observe that there are some intervals I such that F restricted to I reduces to a single point, say p . We denote this behavior by $I \rightarrow p$. Then by using Remark 2 we eliminate the intervals such that after a finite number of iterates collapse to a point in the corresponding oriented graph. This procedure will simplify our computations when computing the entropy of $F|_{\Gamma}$ or some bounds of it.

2.2 Rotation numbers and set of periods of a rotation interval

For some values of the parameter b the associated invariant graph Γ is a topological circle and $F|_{\Gamma}$ is a degree one circle map such that its liftings are non-decreasing. We denote by \mathcal{L} this class of maps. For a degree one homeomorphisms of the circle, Poincaré introduces the notion of *rotation number* that can be easily generalized for our class of maps (see [3]).

Proposition 8. *Let $g \in \mathcal{L}$ and let $G : \mathbb{R} \rightarrow \mathbb{R}$ be a lifting of g . Then for all $x \in \mathbb{R}$ the limit*

$$\lim_n \frac{G^n(x) - x}{n}$$

exists and it is independent of x . This limit (mod \mathbb{Z}) is also independent of the election of the lifting.

The above limit (mod \mathbb{Z}) will be called the *rotation number* of g and denoted by $\rho(g)$.

In the next proposition we summarize the basic properties of the rotation number that we will use in this work. For more details and proofs see [3, 22].

Proposition 9. *Let $g \in \mathcal{L}$. The following assertions hold:*

- (i) *The map g has periodic orbits if and only if $\rho(g) \in \mathbb{Q}$.*
- (ii) *If $\rho(g) = p/q$ with $(p, q) = 1$ then all the periodic orbits of g have period q .*
- (iii) *If $\rho(g) \in \mathbb{R} \setminus \mathbb{Q}$ then the ω -limit is the same for all $x \in \mathbb{S}^1$ and either it is \mathbb{S}^1 or a closed subset of \mathbb{S}^1 without isolated points and empty interior (Cantor set). The first alternative is not possible if g is constant on some interval.*

(iv) The map $\phi : \mathcal{L} \rightarrow \mathbb{R}/\mathbb{Z}$ defined by $\phi(g) = \rho(g)$ is continuous in the C^0 -topology.

(v) All the maps in \mathcal{L} have zero entropy.

The following results allow us to obtain a simple method to find, constructively, the set of periods that arise in a continuous parametric family of circle maps with a prescribed rotation interval, see the proof of Proposition 25.

Lemma 10. *Consider the interval $[a_1, a_2]$ with $0 \leq a_1 < a_2$ and $a_1, a_2 \in \mathbb{R}$. Set $n \in \mathbb{N}$, and let $d(n)$ denote the divisor function which gives the number of divisors of n . If*

$$d(n) < [n(a_2 - a_1)] - 1 \quad (3)$$

(where $[]$ is the floor function), then there is at least an irreducible fraction ℓ/n with $\ell \in \mathbb{N} \cup \{0\}$ in the interval $[a_1, a_2]$.

Proof. Note that there are exactly $[n(a_2 - a_1)] + 1$ integers in the interval $[0, [n(a_2 - a_1)]]$ (two of them at the ends of the interval). Therefore, there are at least $[n(a_2 - a_1)] - 1$ integers in the interval $[na_1, na_2]$, since

$$[na_1, n[(a_2 - a_1)] + na_1] \subseteq [na_1, na_2]$$

and, at most, two integers can be lost at the ends of the first interval.

Hence, if (3) is true, there are more integer numbers in $[na_1, na_2]$ than divisors of n . In consequence, there are more fractions in $[a_1, a_2]$ of the type ℓ/n with $\ell \in \mathbb{N} \cup \{0\}$, than divisors of n . As a consequence, one of these fractions must be irreducible. ■

Corollary 11. *Let $D(n)$ be any upper bound function for $d(n)$, for which there exists n_0 such that for all $n \geq n_0$, it holds $D(n) < [n(a_2 - a_1)] - 1$. Then, for each $n \geq n_0$, there exists an irreducible fraction $\ell/n \in [a_1, a_2]$.*

The proof of the Corollary is very easy by using Lemma 10 since by construction, for all $n \geq n_0$ it holds $d(n) < D(n) < [n(a_2 - a_1)] - 1$.

There are some different explicit upper bound functions for $d(n)$, see [20, 21]. In the proof of Proposition 25, we will use the naive one

$$D(n) = 2\sqrt{n}. \quad (4)$$

Indeed, observe that the number of divisors of n appear in pairs of the form d and n/d , plus \sqrt{n} if n is a square number. Hence the largest possible divisor that n could have is \sqrt{n} and, therefore, an upper bound of $d(n)$ is $2\sqrt{n}$.

2.3 Additional notation

To end this section of preliminary results, we introduce the following notation: for $i = 1, 2, 3, 4$, denote by F_i the expression of the affine map F restricted to each one of the quadrants $Q_1 = \{(x, y) : x \geq 0, y \geq 0\}$, $Q_2 = \{(x, y) : x \leq 0, y \geq 0\}$, $Q_3 = \{(x, y) : x \leq 0, y \leq 0\}$ and $Q_4 = \{(x, y) : x \geq 0, y \leq 0\}$. Note that since the expressions of F_1, F_2, F_3, F_4 are

$$\begin{aligned} F_1(x, y) &= (x - y + a, x - y + b), \\ F_2(x, y) &= (-x - y + a, x - y + b), \\ F_3(x, y) &= (-x - y + a, x + y + b), \\ F_4(x, y) &= (x - y + a, x + y + b), \end{aligned} \tag{5}$$

we get that the straight lines of slope 1 contained in Q_1 and also the straight lines of slope -1 contained in Q_3 collapse to a point. Hence, when calculating the entropy of the maps $F|_\Gamma$, where Γ is the graph that appears in Theorems B and D, the intervals of the associated abstract oriented graph which are the preimages of these points will not be considered.

3 The case $a \geq 0$

In this section we will prove Theorem A. Recall that, from (2), we know that to study the case $a \geq 0$ it suffices to consider the cases $a = 1$ and $a = 0$.

3.1 The case $a > 0$

From the expressions of F_i for $i = 1, 2, 3, 4$ given in (5), we see that the affine maps F_2, F_4 are non-degenerate, in the sense that their associate matrix has full-rank 2, while F_1, F_3 are degenerate since its associate matrix has rank 1. In fact, $F(Q_1)$ reduces to the straight line $y = x + b - 1$ while $F(Q_3)$ reduces to $y = -x + b + 1, x \geq 1$.

Proposition 12. *When $a = 1$, the following statements hold.*

- (i) *For $b \leq 2$, F has the fixed point $p = (2 - b, 1) \in Q_1$. For $b \in [-1/2, 2]$ and for all $(x, y) \in \mathbb{R}^2$, $F^5(x, y) = p$, while for $b < -1/2$, $F^6(x, y) = p$.*
- (ii) *For $b > 2$, F has the fixed point $q = (\frac{2-b}{5}, \frac{1+2b}{5}) \in Q_2$. Also it has two 3-periodic orbits, namely $\mathcal{P} = \{(b - 2, 1), (b - 2, 2b - 3), (2 - b, 1)\}$ and*

$$\mathcal{Q} = \left\{ \left(\frac{b-2}{3}, \frac{2b-1}{3} \right), \left(\frac{2-b}{3}, \frac{2b-1}{3} \right), \left(\frac{2-b}{3}, 1 \right) \right\}.$$

Moreover for each $(x, y) \in \mathbb{R}^2 \setminus \{q\}$ there exists $n \in \mathbb{N}$, that depends on (x, y) , such that $F^n(x, y) \in \mathcal{P} \cup \mathcal{Q}$.

Statement (i) for the cases $b = 0$ and $b = 1$ can also be found in [26].

Proof of Proposition 12. (i) A direct computation shows that $F(p) = p$. Moreover, straightforward computations prove that for $b \in [-1/2, 2]$:

- $F^3(Q_1) \subset Q_1$ and $F^5(Q_1) = p$.
- $F^3(Q_2) \subset Q_1$ and $F^5(Q_2) = p$.
- $F^2(Q_3) \subset Q_1$ and $F^4(Q_3) = p$.
- $F(Q_4) \subset Q_1 \cup Q_4$. If $(x, y) \in Q_4$ and $F(x, y) \in Q_1$ then $F^3(x, y) = p$. If $(x, y) \in Q_4$ and $F(x, y) \in Q_4$ then $F^4(x, y) = p$.

From these facts we obtain statement (i) for $b \in [-1/2, 2]$. For $b < -1/2$, again some computations give

- $F^4(Q_1) \subset Q_1$ and $F^6(Q_1) = p$.
- $F^4(Q_3) \subset Q_1$ and $F^6(Q_3) = p$.
- $F(Q_2) \subset Q_3 \cup Q_4$, $F^4(Q_2) \subset Q_1$ and $F^6(Q_2) = p$.
- $F(Q_4) \subset Q_1 \cup Q_4$. If $(x, y) \in Q_4$ and $F(x, y) \in Q_1$ then $F^3(x, y) = p$. If $(x, y) \in Q_4$ and $F(x, y) \in Q_4$ then $F^4(x, y) \in Q_1$ and $F^6(x, y) = p$.

This ends the proof of statement (i).

(ii) When $b = 2$ the fixed point is $(0, 1)$ and when $b > 2$ this fixed point bifurcates and the 3-periodic orbits \mathcal{P} , \mathcal{Q} and the fixed point q appear. Again routine computations when $b > 2$ allow to prove the facts described in points (a), (b) and (c) below.

(a) It holds that $F^3(Q_1) \subset Q_1$ and $F^3(Q_1)$ is the polygonal that joints the point $(b-2, 1)$ with $(0, b-1)$, the point $(0, b-1)$ with $(b+2, 2b+1)$ and ends with the horizontal line $(x, 2b+1), x \geq b+2$. We denote by L this polygonal and by A_1, A_2, B, C and D the partition described in Figure 1 (a). It holds that $F^3(A_1) = (b-2, 1)$, $F^3(A_2) = A_1 \cup A_2 \cup B$, $F^3(B) = F^3(C) = (b-2, 2b-3)$ and $F^3(D) = A_1 \cup A_2 \cup B$, see Figure 1 (b).

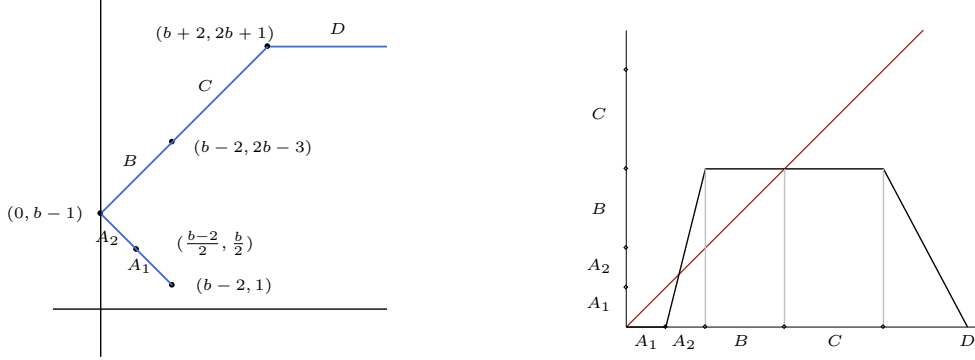


Figure 1: Dynamics of F^3 on Q_1 when $b > 2$. (a) The polygonal $L = F^3(Q_1)$, left; (b) The graphic of F^3 restricted to L , right.

From these facts, it follows that the map F^3 restricted to L has two attracting fixed points $(b-2, 1), (b-2, 2b-3)$, a repelling fixed point $r = ((b-2)/3, (2b-1)/3)$ and for each $(x, y) \in L \setminus \{r\}$ there exists n that depends on (x, y) such that $F^{3n}(x, y) \in \mathcal{P}$. Observe that the two fixed attracting fixed points correspond to the points of \mathcal{P} which belong to Q_1 and that the repelling one is the point of \mathcal{Q} which belongs to Q_1 . Thus we get that for each $(x, y) \in Q_1$ there exists n , that depends on (x, y) , such that $F^{3n}(x, y) \in \mathcal{P} \cup \mathcal{Q}$. So statement (ii) holds for every $(x, y) \in Q_1$.

(b) If $x \in Q_3 \cup Q_4$ then either $F(x) \in Q_1$ or $F^2(x) \in Q_1$. Hence the result (ii) follows from the previous case (a).

(c) Lastly, the affine map restricted to Q_2 has complex eigenvalues with modulus $\sqrt{2}$. Hence, if $(x, y) \in Q_2 \setminus \{q\}$, from (3) it follows that there exists $m \in \mathbb{N}$ such that $F^m(x, y) \in Q_1 \cup Q_3 \cup Q_4$. This ends the proof of the proposition. ■

3.2 The case $a = 0$. Proof of Theorem A

As we noted in Section 1, when $a = 0$ it is enough to consider either, $b = 1$, $b = -1$ or $b = 0$. We begin by considering $b = 1$. The result that we get is the following:

Proposition 13. *Assume that $a = 0$, $b = 1$. Then F has the fixed point $p = (-1/5, 2/5) \in Q_2$, the two 3-periodic orbits $\mathcal{P} = \{(\pm 1, 0), (1, 2)\}$ and $\mathcal{Q} = \{(-1/3, 0), (\pm 1/3, 2/3)\}$, and for each $(x, y) \in \mathbb{R}^2 \setminus \{p\}$ there exists $n \in \mathbb{N}$, that depends on (x, y) , such that $F^n(x, y) \in \mathcal{P} \cup \mathcal{Q}$.*

Proof. We divide the study in three cases:

(a) It can be seen that $F^3(Q_1) \subset Q_1$ and $F^3(Q_1)$ is the polygonal that joints the point $(1, 0)$ with $(0, 1)$, the point $(0, 1)$ with $(1, 2)$ and ends with the horizontal line $(x, 2), x \geq 2$. We denote by K this polygonal, see Figure 2 (a). Let A_1, A_2, B and C be the segments

described in Figure 2 (a). Then, $F^3(A_1) = (1, 0)$, $F^3(A_2) = A_1 \cup A_2 \cup B$, $F^3(B) = (1, 2)$ and $F^3(C) = A_1 \cup A_2 \cup B$, see Figure 2 (b).

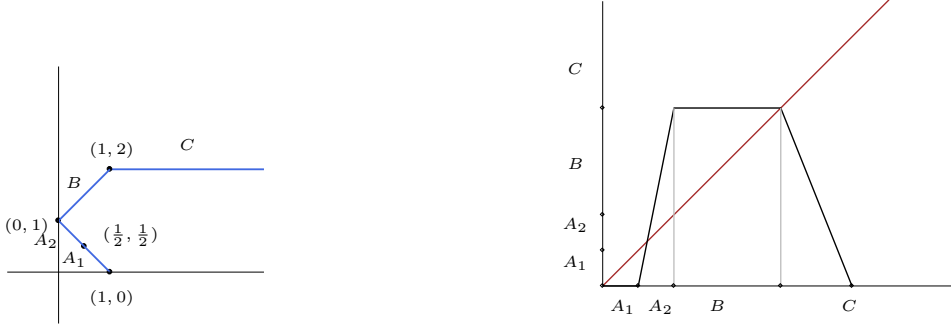


Figure 2: Dynamics of F^3 on Q_1 . (a) The polygonal $K = F^3(Q_1)$, left; (b) Graphic of F^3 restricted to K , right.

Now the result follows by using the same arguments as the ones used in the proof of (ii) of Proposition 12.

(b) If $(x, y) \in Q_3 \cup Q_4$ then either $F(x, y) \in Q_1$ or $F^2(x, y) \in Q_1$, hence the result follows from (a).

(c) The affine map restricted to Q_2 has complex eigenvalues with modulus $\sqrt{2}$. Again, the result follows by the same argument given in the proof of case (c) of Proposition 12. ■

Proposition 14. Assume that $a = 0$ and $b = -1$. Then $(1, 0) \in Q_1$ is the fixed point of F , $F^4(\mathbb{R}^2) \subset Q_1$ and for all $(x, y) \in \mathbb{R}^2$, $F^6(x, y) = (1, 0)$.

Proof. Following the orbits of the points in each one of the quadrants Q_i separately, we see that $F^4(Q_i) \subset Q_1$ and $F^6(Q_i) = \{(1, 0)\}$ for $i = 1, 2, 3, 4$. ■

Proposition 15. Assume that $a = 0$ and $b = 0$. Then $(0, 0)$ is the fixed point of F and $F^5(\mathbb{R}^2) = (0, 0)$. More precisely:

(i) If $(x, y) \in (Q_1 \cup Q_2) \setminus \{y = 0\}$ then $F^5(x, y) = (0, 0)$.

(ii) If $(x, y) \in (Q_3 \cup Q_4) \setminus \{y = 0\}$ then $F^4(x, y) = (0, 0)$.

(iii) For all $x > 0$, $F^2(x, 0) = (0, 0)$.

(iv) For all $x > 0$, $F^4(-x, 0) = (0, 0)$.

Proof. Following the orbits of the points in each one of the quadrants Q_i separately, we easily check that (i) and (ii) are satisfied. To prove (iii) simply notice that for all $x > 0$,

$(x, 0) \rightarrow (x, x) \rightarrow (0, 0)$. Similarly, to prove (iv) observe that it holds that $(-x, 0) \rightarrow (x, -x) \rightarrow (2x, 0) \rightarrow (2x, 2x) \rightarrow (0, 0)$. ■

Proof of Theorem A. It follows from Propositions 12 to 15. ■

4 The case $a < 0$ (I). Proofs of Theorems B and C

By using once more (2), when $a < 0$ we know that it is not restrictive to assume in all the section that $a = -1$.

4.1 Proof of Theorem B

By using the expressions of F_i for $i = 1, 2, 3, 4$ given in (5) it can be easily seen that $F_1(Q_1)$ reduces to the straight line $y = x + b + 1$ while $F_3(Q_3)$ reduces to $y = -x + b - 1$ for $x \geq -1$. See, Figure 3.

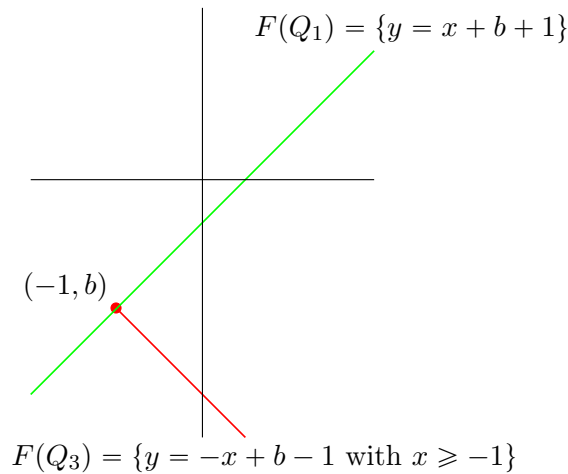


Figure 3: Images of $F(Q_1)$ and $F(Q_3)$ (in the figure $b < 0$).

First we will see that except for certain fixed points and a 3-periodic orbit (that only exists for certain values of b), the rest of the dynamics is captured by the images of the line and the half line mentioned above. Notice that the fixed point, $(-(b+2)/5, (2b-1)/5)$, of the affine map F_2 has $-1 \pm i$ as eigenvalues of its linear part and hence it is an unstable focus. This implies that the positive orbit by F of any point in Q_2 different from the fixed point of F_2 can not be entirely contained in Q_2 . Something similar happens in Q_4 : the fixed point of F_4 , $(-b, -1)$, has associated eigenvalues $1 \pm i$, hence the positive orbit by F of any point in Q_4 different of this fixed point can not be entirely contained in Q_4 .

Proposition 16. For $a = -1$ and for all $b \in \mathbb{R}$, the orbit of every point in $Q_2 \cup Q_4$ meets $Q_1 \cup Q_3$, except the fixed point of F in Q_2 (when $b > 1/2$); the fixed points of F in Q_4 , (when $b < 0$); and a three periodic orbit located at $Q_2 \cup Q_4$ (when $3/4 < b < 2$).

Proof. We are going to characterize the points in Q_4 such that its orbit never meets $Q_1 \cup Q_3$.

Since the points in Q_4 can't be always in Q_4 (see the argument above), it is enough to prove the result for the points in Q_4 such that its image by $F = F_4$ is in Q_2 . Let us denote this set by $K := \{(x, y) \in Q_4 \text{ such that } F(x, y) \in Q_2\}$. Observe that

$$K = \{(x, y) \text{ such that } x \geq 0, y \geq 0; x - y - 1 \leq 0; x + y + b \geq 0\}. \quad (6)$$

We will consider 5 different cases according the values of b .

(i) Assume first that $b \leq -1$. From the inequalities defining K in (6) we get $-(b+1)/2 \leq b \leq 0$. So if $b < -1$ we get a contradiction and K is empty. If $b = -1$, then K reduces to the point $(1, 0)$ whose second iterate is in Q_3 . In both cases, since the points in Q_4 can't be always in Q_4 , their orbits have to reach Q_1 or Q_3 , as desired.

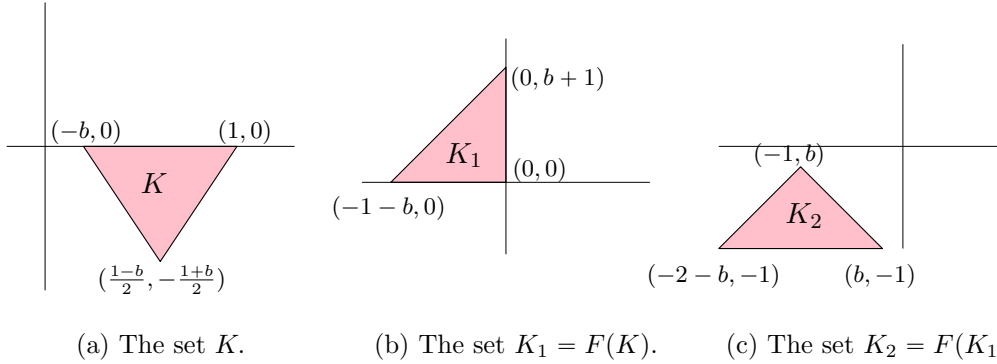


Figure 4: The evolution of K under the action of F when $-1 < b \leq 0$.

(ii) Assume next that $-1 < b \leq 0$. From the inequalities (6) we easily obtain that K is the triangle defined in Figure 4, where also are shown its two first iterates $K_1 = F(K)$ and $K_2 = F(K_1)$, obtaining that, after two iterates, every point in K arrives to Q_3 , as we wanted to prove.

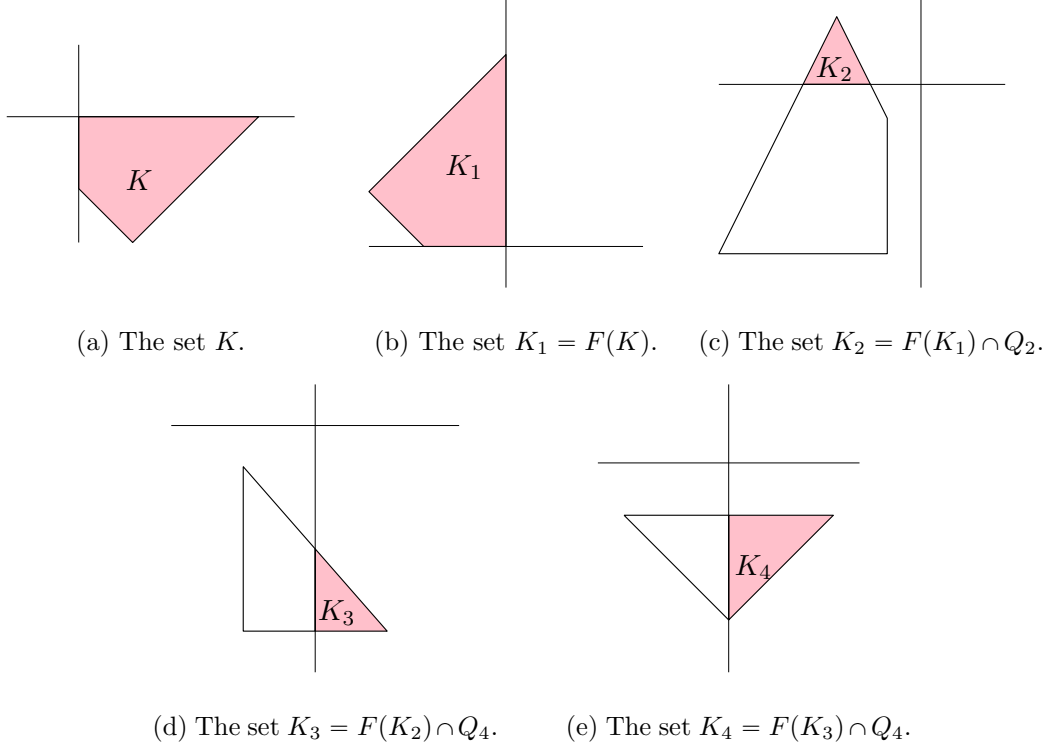


Figure 5: The evolution of K under the action of F when $0 < b \leq 1/2$.

(iii) Assume that $0 < b < 1/2$. The quadrilateral K is the quadrilateral defined by its vertices $K := \langle (0, 0), (0, -b), (1, 0), ((1-b)/2, -(b+1)/2) \rangle$, see Figure 5. Then $K_1 = F_4(K) \subset Q_2$ is the quadrilateral $K_1 = \langle (0, 0), (0, b+1), (-1, b), (b-1, 0) \rangle$. Since $F_2(K_1) \subset Q_2 \cup Q_3$, we define $K_2 = F_2(K_1) \cap Q_2$. It is the triangle $K_2 = \langle (-b-1, 0), (-1, b), (b-1, 0) \rangle$. Analogously, we compute the sets $K_3 = F(K_2) \cap Q_4$ and $K_4 = F(K_3) \cap Q_4$, which are the triangles $K_3 = \langle (0, b-1), (0, -1), (b, -1) \rangle$ and $K_4 = \langle (0, 2b-1), (0, b-1), (b, 2b-1) \rangle$. The image of K_4 is a triangle, whose position depends on whether $b \leq 1/4$ or $b > 1/4$, see Figure 6. In the first case, it is easy to see that $F_4(K_4) \subset Q_3$ and the propositions follows.

In the second case If $1/4 < b \leq 1/3$ we consider the triangle

$$K_5 = F_4(K_4) \cap Q_2 = \langle (-5b+1, 0), (-b, 0), (-b, 4b-1) \rangle. \quad (7)$$

If $1/3 < b \leq 1/2$ we consider the quadrilateral (that collapses to a triangle for $b = 1/2$):

$$K_5 = F_4(K_4) \cap Q_2 = \langle (b-1, 0), (-b, 0), (-b, 4b-1), (-2b, 3b-1) \rangle.$$

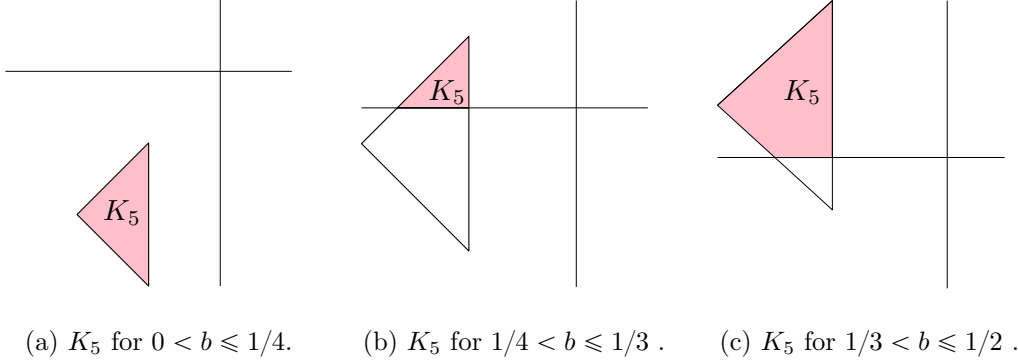


Figure 6: Relative position of $F(K_4)$ depending on b .

In these last two cases $K_5 \subset K_1 \subset Q_2$. Hence, by definition of K , this means that the points in K_5 come from points in K_4 that are also in K . This fact implies that if the orbit of a point in K , during its five first iterates, never meets $Q_1 \cup Q_3$ then $F^4(p) \in K_4$ and $F^5(p) \in K_5 \subset K_1 \subset Q_2$. Therefore its itinerary must be $(4224)^\infty$ (This notation means that the point must repeat indefinitely a trajectory in $Q_4 \rightarrow Q_2 \rightarrow Q_2 \rightarrow Q_4$). Consider

$$\tilde{K} = \{p \in K : F^i(p) \notin Q_1 \cup Q_3 \text{ for all } i \in \mathbb{N}\}.$$

Then \tilde{K} is a bounded set and the map $G := F_4 \circ F_2 \circ F_2 \circ F_4$ leaves invariant the set \tilde{K} . But this is a contradiction with the fact that G is an expansive map $G(x, y) = (4x + b - 2, 4y + 2b + 1)$. It only remains to avoid the possibility that the fixed point of G gives rise to a 4-periodic orbit. The fixed point of G is $r = ((2 - b)/3, -(2b + 1)/3) \in Q_4$, but $F_4(r) = (b/3, 1/3) \in Q_1$. Hence it does not follow the prescribed itinerary. In conclusion, the set \tilde{K} is empty.

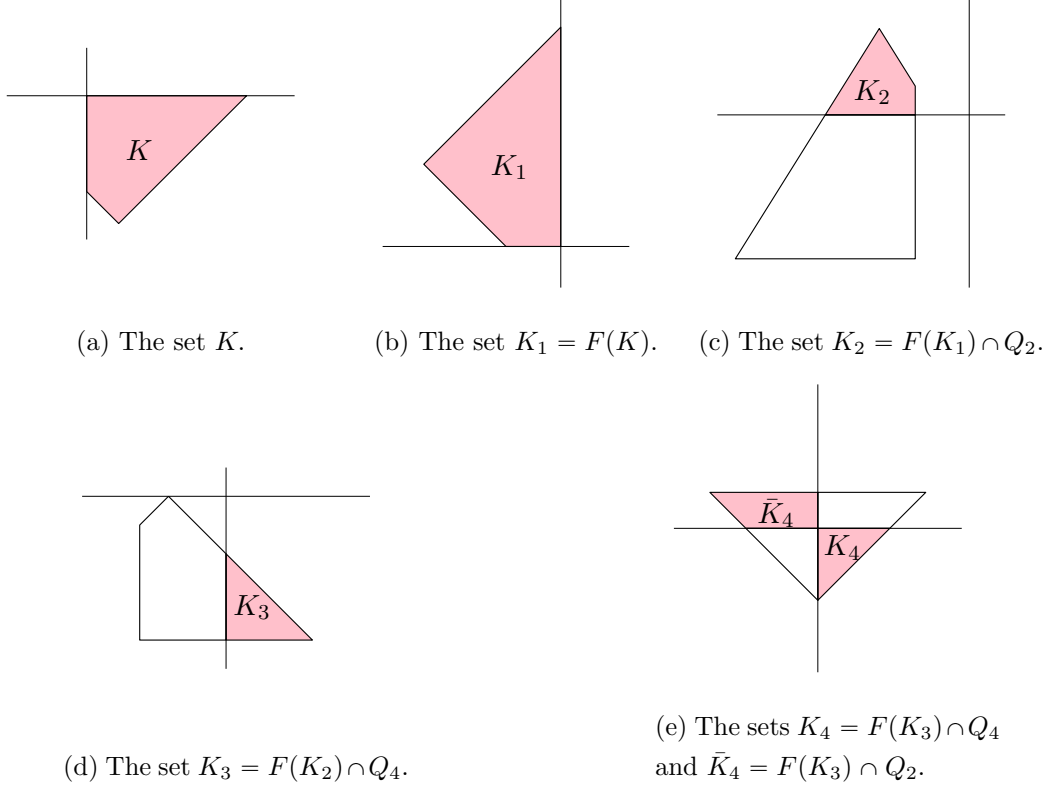


Figure 7: The evolution of K under the action of F when $1/2 < b < 1$.

(iv) Consider now $1/2 < b \leq 1$. In this case K and K_1 are the quadrilaterals defined by the same vertices than in the preceding case (iii). We will follow the same procedure as before, see Figure 7. In this case, $K_2 = F_2(K_1) \cap Q_2$; $K_3 = F_2(K_2) \cap Q_4$, and $K_4 = \bar{K}_4 \cup K_4$ where $\bar{K}_4 = F_4(K_3) \cap Q_2$ and $K_4 = F_4(K_3) \cap Q_4$. In particular

$$\begin{aligned}
K_2 &:= F_2(K_1) \cap Q_2 = \langle (-b-1, 0), (-b, 0), (-b, 2b-1), (-1, b) \rangle, \\
K_3 &:= F_2(K_2) \cap Q_4 = \langle (0, b-1), (0, -1), (b, -1) \rangle, \\
K_4 &:= F_4(K_3) \cap Q_4 = \langle (0, 0), (0, b-1), (-b+1, 0) \rangle, \\
\bar{K}_4 &:= F_4(K_3) \cap Q_2 = \langle (0, 0), (0, 2b-1), (-b, 2b-1), (b-1, 0) \rangle.
\end{aligned}$$

Let us follow first K_4 . We get that $K_5 := F_4(K_4) = \langle (-1, b), (-b, 2b-1), (-b, 1) \rangle$ and $K_6 := F_2(K_5) = \langle (b-2, -1), (-b, -2b-1), (-b, -1) \rangle$. Since K_6 lies in the third quadrant, we are done in this case. See Figure 8.

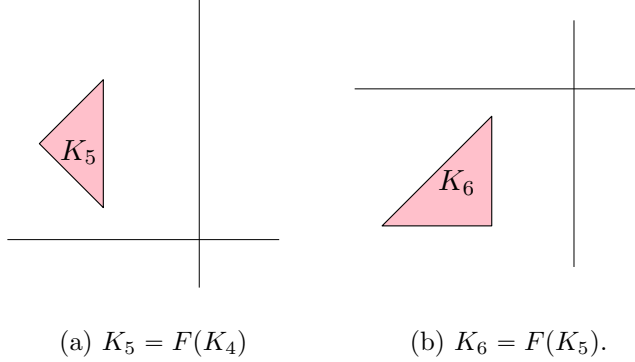


Figure 8: The sets K_5, K_6 when $1/2 < b \leq 1$.

Regarding \bar{K}_4 we observe that the points of K_3 whose image is in \bar{K}_4 , are points in Q_4 whose image is in Q_2 and hence are points in K . In consequence, if the orbit of a point in K never meets $Q_1 \cup Q_3$, the itinerary of this point must be $(422)^\infty$. The map $F_2 \circ F_2 \circ F_4$ is the expansive map: $F_2 \circ F_2 \circ F_4(x, y) = (2x + 2y + b, -2x + 2y + 1)$ and its fixed point is $r := ((2 - b)/5, -(2b + 1)/5) \in Q_4$. When $3/4 \leq b \leq 1$ it gives rise to the 3-periodic orbit of F :

$$r \rightarrow \left(\frac{b-2}{5}, \frac{2b+1}{5} \right) \rightarrow \left(\frac{-3b-4}{5}, \frac{4b-3}{5} \right) =: s \rightarrow r. \quad (8)$$

But when $1/2 < b < 3/4$, $s \in Q_3$, so it does not follow the prescribed itinerary.

(v) Finally, we take $b > 1$. We follow the same procedure as above, see Figure 9. We get that $K := \langle (0, 0), (1, 0), (0, -1) \rangle$, $K_1 := F_4(K) \cap Q_2 = \langle (-1, b), (0, b-1), (0, b+1) \rangle$ and $K_2 := F_2(K_1) \cap Q_2 = \langle (-b-1, 0), (-b, 0), (-b, 1) \rangle$.

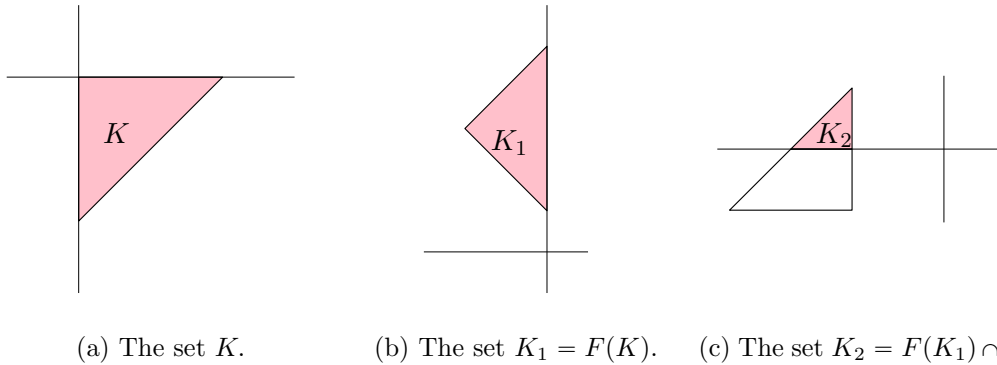


Figure 9: The evolution of K under the action of F when $b > 1$.

Now, we distinguish two cases: $b > 2$ and $1 < b < 2$. When $b > 2$, we have

$$K_3 := F_2(K_2) = \langle (b-1, 0), (b-2, -1), (b, -1) \rangle \subset Q_4,$$

$$K_4 := F_4(K_3) = \langle (b-2, 2b-1), (b-2, 2b-3), (b, 2b-1) \rangle \subset Q_1,$$

and, as we can see, the points in K either after two iterates they are in Q_3 , or after four they are in Q_1 , see Figure 10.

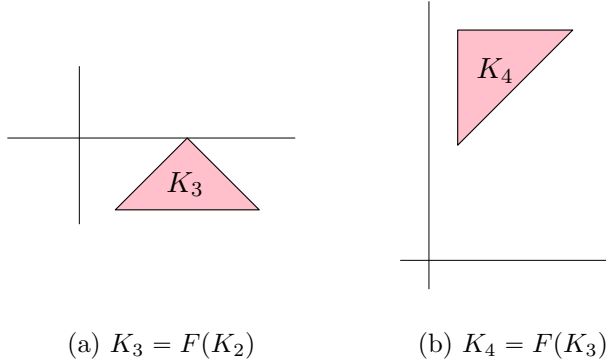


Figure 10: The sets K_3 and K_4 when $b > 2$.

When $1 < b < 2$, we obtain:

$$K_3 := F_2(K_2) \cap Q_4 = \langle (0, -b+1), (0, -1), (b, -1), (b-1, 0) \rangle,$$

$$K_4 := F_4(K_3) \cap Q_2 = \langle (0, 1), (b-2, 1), (b-2, 2b-1), (0, b-1) \rangle,$$

see Figure 11.

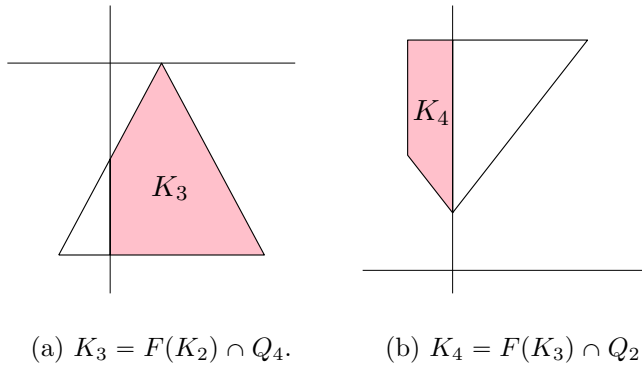


Figure 11: The sets K_3 and K_4 when $1 < b < 2$.

We observe that the points of K_3 whose images belong to K_4 , are points of K . As in the above case, if some point of K never meets $Q_1 \cup Q_3$, its itinerary must be $(422)^\infty$ and it must be a fixed point of $F_2 \circ F_2 \circ F_4$ which gives the 3-periodic orbit (8).

In short, we have seen that the orbits of the points in Q_4 , always visit $Q_1 \cup Q_3$, except the following particular cases: when the fixed point of F , $(-b, -1)$, belongs to Q_4 (this happens only when $b \leq 0$) and when there is a periodic orbit living in $Q_2 \cup Q_4$ (which only happens when $3/4 \leq b \leq 2$). In this last case, the periodic orbit is the one given in (8).

Now consider points in Q_2 . For any point in Q_2 different from a fixed one, its orbit have to leave Q_2 , so its iterates arrive to $Q_1 \cup Q_3 \cup Q_4$ (in fact, in the proof of Proposition 18, below, we will prove that any point in Q_2 leaves Q_2 in two iterates). Then, the only points in Q_2 which don't meet $Q_1 \cup Q_3$ are the fixed point of F in Q_2 , $(-(2+b)/5, (2b-1)/5)$, which exists when $b \geq 1/2$, and the two points of the 3-periodic orbit (8) that are in Q_2 . ■

Proposition 17. *Set $a = -1$. The following statements hold:*

(a) *For all $b \in \mathbb{R}$ there exists a compact graph Γ which is invariant under the map F . The graphs for each value of b are given in the 37 Figures 25–61 of the Appendix.*

(b) *For all $b \in \mathbb{R}$, $F^{11}(x, y) \in \Gamma$ for all $(x, y) \in Q_1 \cup Q_3$.*

Proof. (a) As we mentioned at the beginning of this section, we recall that $F_1(Q_1)$ reduces to the straight line $y = x + b + 1$ and $F_3(Q_3)$ reduces to the half-line $y = -x + b - 1$ for $x \geq -1$. See Figure 3. To obtain the graphs in Figures 25–61 of the Appendix, we have followed some iterations of these lines until we have found a graph which is invariant by F , by joining some of these images. It is a very tedious job, but not at all difficult: it is simply a matter of iterating a polygonal curve. By reasons of space we prefer do not reproduce here all the cases but, as an example, we expose the details in a case with intermediate difficulty.

Set $2/3 < b \leq 5/7$. Consider the points P_i for $i = 1 \dots 24$ that are listed in the caption of Figure 43, and the additional points $R_1 = (-1, b)$, $R_2 = (-b, -1)$, $R_3 = (b, -1)$, $R_4 = (b, 2b - 1)$, $R_5 = (-b, 1)$, $R_6 = (b - 2, -1)$ and $R_7 = (-b + 2, 2b - 3)$. We will denote $\Gamma_i = F^i(Q_3)$, then:

Γ_1 : With the above notation, $F(Q_3)$ is the half-line $\Gamma_1 = \cup_{i=1}^3 I_{1,i}$, where $I_{1,1} = \overline{R_1 P_{27}}$, $I_{1,2} = \overline{P_9 P_{27}}$, and $I_{1,3} = F(Q_3) \cap Q_4$ is the half-line whose border is the point P_9 , see Figure 12 (a).

Γ_2 : A computation gives that $F(I_{1,1}) = I_{2,1} \cup I_{2,2}$, $F(I_{1,2}) = P_{19}$ and $F(I_{1,3}) = I_{2,3} \cup I_{2,4}$, where $I_{2,1} = \overline{R_2 P_{26}}$, $I_{2,2} = \overline{P_{19} P_{26}}$, $I_{2,3} = \overline{P_{19} P_{23}}$, and $I_{2,4} = F^2(Q_3) \cap Q_1$ is the half-line whose border is the point P_{23} . With this notation $\Gamma_2 = \cup_{i=1}^4 I_{2,i}$, see Figure 12 (b).

Γ_3 : We have that $F(I_{2,1}) = I_{3,1} \cup I_{3,2}$, $F(I_{2,2}) = I_{3,3}$, $F(I_{2,3}) = I_{3,4} \cup I_{3,5}$ and $F(I_{2,4}) = I_{3,6} \cup I_{3,7}$, where $I_{3,1} = \overline{R_3 P_9}$, $I_{3,2} = \overline{P_9 P_{27}}$, $I_{3,3} = \overline{P_5 P_{27}}$, $I_{3,4} = \overline{P_3 P_5}$, $I_{3,5} = \overline{P_2 P_3}$,

$I_{3,6} = \overline{P_1P_2}$ and $I_{3,7} = F^3(Q_3) \cap Q_1$ is the half-line whose border is the point P_1 .
 With this notation $\Gamma_3 = \cup_{i=1}^7 I_{3,i}$, see Figure 12 (c).

Γ_4 : In this case $F(I_{3,1}) = I_{4,1} \cup I_{4,2}$, $F(I_{3,2}) = P_{19}$, $F(I_{3,3}) = I_{4,3} \cup I_{4,4} \cup I_{4,5}$, $F(I_{3,4}) = P_{10}$,
 $F(I_{3,5}) = I_{4,6}$, and $F(I_{3,6}) = I_{4,7} \cup I_{4,8}$, where $I_{4,1} = \overline{R_4P_{23}}$, $I_{4,2} = \overline{P_{19}P_{23}}$, $I_{4,3} = \overline{P_{19}P_{27}}$,
 $I_{4,4} = \overline{P_9P_{27}}$, $I_{4,5} = \overline{P_9P_{10}}$, $I_{4,6} = \overline{P_{10}P_{11}}$, $I_{4,7} = \overline{P_{11}P_{12}}$ and $I_{4,8} = \overline{P_{12}P_{13}}$.
 With this notation $\Gamma_4 = \cup_{i=1}^8 I_{4,i}$, see Figure 12 (d). It is important to notice that $\Gamma_4 \subset \Gamma$, see Figure 13.

Γ_5 : In this case $F(I_{4,1}) = I_{5,1}$, $F(I_{4,2}) = I_{5,2} \cup I_{5,3}$, $F(I_{4,3}) = I_{5,4} \cup I_{5,5}$, $F(I_{4,4}) = P_{10}$,
 $F(I_{4,5}) = I_{5,6}$, $F(I_{4,6}) = I_{5,7} \cup I_{5,8} \cup I_{5,9}$, $F(I_{4,7}) = I_{5,10}$ and $F(I_{4,8}) = I_{5,11}$ where
 $I_{5,1} = \overline{R_5P_2}$, $I_{5,2} = \overline{P_2P_3}$, $I_{5,3} = \overline{P_3P_5}$, $I_{5,4} = \overline{P_5P_{26}}$, $I_{5,5} = \overline{P_{19}P_{26}}$, $I_{5,6} = \overline{P_{18}P_{19}}$,
 $I_{5,7} = \overline{P_{17}P_{18}}$, $I_{5,8} = \overline{P_{16}P_{17}}$, $I_{5,9} = \overline{P_{15}P_{16}}$, $I_{5,10} = \overline{P_9P_{15}}$ and $I_{5,11} = \overline{P_9P_{14}}$. With
 this notation $\Gamma_5 = \cup_{i=1}^{11} I_{5,i}$, see Figure 12 (e).

Γ_6 : In this case $F(I_{5,1}) = I_{6,1} \cup I_{6,2}$, $F(I_{5,2}) = I_{6,3}$, $F(I_{5,3}) = P_{10}$, $F(I_{5,4}) = I_{6,4} \cup I_{6,5}$,
 $F(I_{5,5}) = I_{6,6}$, $F(I_{5,6}) = I_{6,7}$, $F(I_{5,7}) = I_{6,8} \cup I_{6,9}$, $F(I_{5,8}) = P_{21}$, $F(I_{5,9}) = I_{6,10}$,
 $F(I_{5,10}) = I_{6,11}$ and $F(I_{5,11}) = I_{6,12} \cup I_{6,13}$, where $I_{6,1} = \overline{R_6P_{12}}$, $I_{6,2} = \overline{P_{11}P_{12}}$,
 $I_{6,3} = \overline{P_{10}P_{11}}$, $I_{6,4} = \overline{P_9P_{10}}$, $I_{6,5} = \overline{P_9P_{27}}$, $I_{6,6} = \overline{P_5P_{27}}$, $I_{6,7} = \overline{P_4P_5}$, $I_{6,8} = \overline{P_4P_{22}}$,
 $I_{6,9} = \overline{P_{21}P_{22}}$, $I_{6,10} = \overline{P_{20}P_{21}}$, $I_{6,11} = \overline{P_{19}P_{20}}$, $I_{6,12} = \overline{P_{19}P_{23}}$, and $I_{6,13} = \overline{P_{23}P_{24}}$.
 With this notation $\Gamma_6 = \cup_{i=1}^{13} I_{6,i}$, see Figure 12 (f).

Γ_7 : Finally, we have $F(I_{6,1}) = I_{7,1}$, $F(I_{6,2}) = I_{7,2}$, $F(I_{6,3}) = I_{7,3} \cup I_{7,4} \cup I_{7,5}$, $F(I_{6,4}) = I_{7,6}$,
 $F(I_{6,5}) = P_{19}$, $F(I_{6,6}) = I_{7,7} \cup I_{7,8} \cup I_{7,9} \cup I_{7,10}$, $F(I_{6,7}) = P_{10}$, $F(I_{6,8}) = I_{7,7} \cup I_{7,10}$,
 $F(I_{6,9}) = I_{7,11}$, $F(I_{6,10}) = I_{7,12}$, $F(I_{7,11}) = I_{7,13}$, $F(I_{6,12}) = I_{7,14} \cup I_{7,15}$ and
 $F(I_{6,13}) = I_{7,16} \cup I_{7,17}$ where $I_{7,1} = \overline{R_7P_9}$, $I_{7,2} = \overline{P_9P_{15}}$, $I_{7,3} = \overline{P_{15}P_{16}}$, $I_{7,4} = \overline{P_{16}P_{17}}$,
 $I_{7,5} = \overline{P_{17}P_{18}}$, $I_{7,6} = \overline{P_{18}P_{19}}$, $I_{7,7} = \overline{P_{19}P_{27}}$, $I_{7,8} = \overline{P_8P_{27}}$, $I_{7,9} = \overline{P_8P_9}$, $I_{7,10} = \overline{P_9P_{10}}$,
 $I_{7,11} = \overline{P_7P_8}$, $I_{7,12} = \overline{P_6P_7}$, $I_{7,13} = \overline{P_5P_6}$, $I_{7,14} = \overline{P_3P_5}$, $I_{7,15} = \overline{P_2P_3}$, $I_{7,16} = \overline{P_1P_2}$,
 and $I_{7,17} = \overline{P_1P_{25}}$. With this notation $\Gamma_7 = \cup_{i=1}^{17} I_{7,i}$, see Figure 12 (g).

Then, we define the graph $\Gamma := \Gamma_5 \cup \Gamma_6 \cup \Gamma_7$.

This procedure must be done also for the images of Q_1 and for all the 37 cases displayed in Appendix. The cases corresponding to the values of b on the border of each interval are obtained either by the collapse of edges to a point, or because some existing edge crosses one of the coordinate axes entering or disappearing from a quadrant.

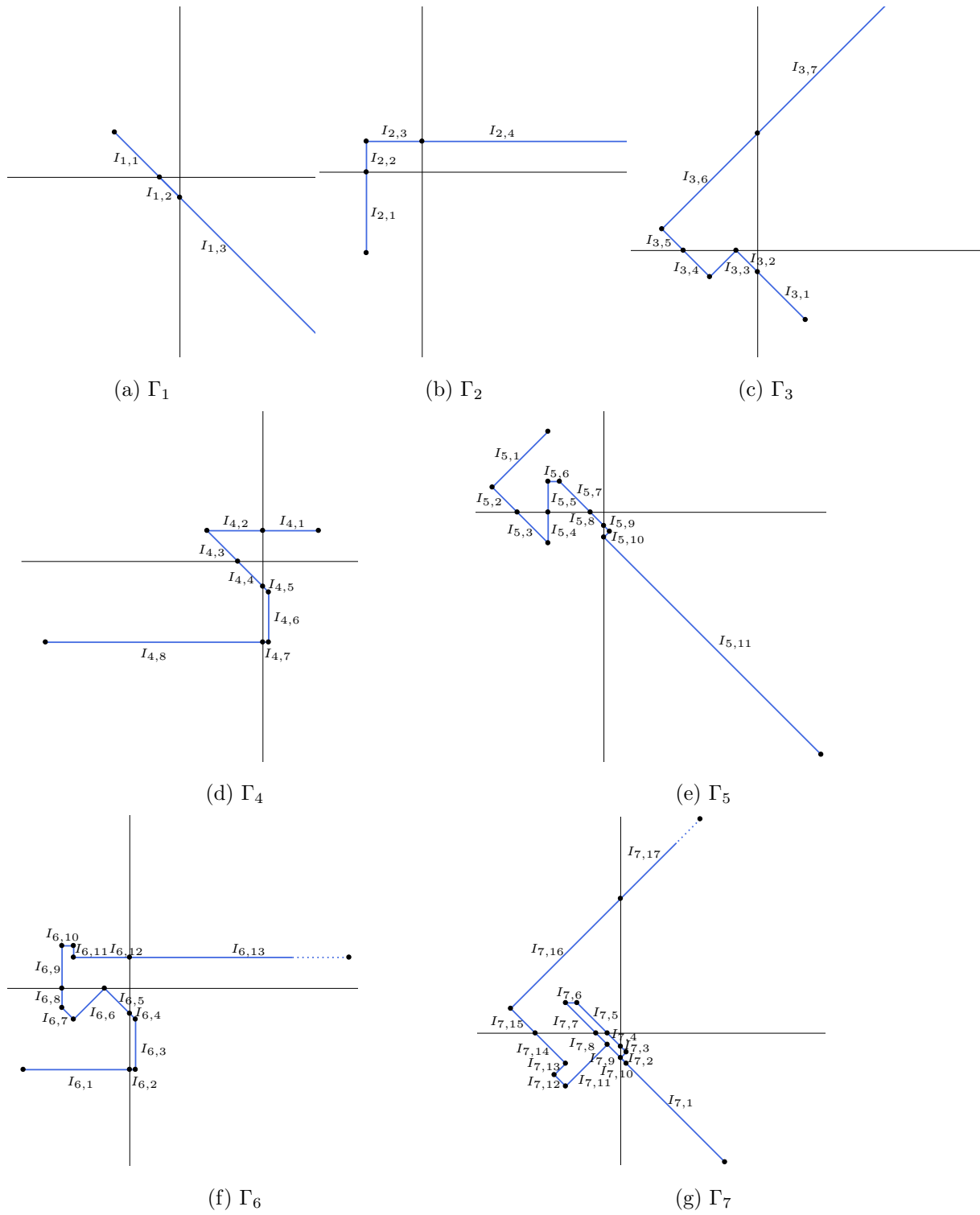


Figure 12: First iterates of the quadrant Q_3 for $a = -1$ and $2/3 < b \leq 5/7$. In this case $\Gamma := \Gamma_5 \cup \Gamma_6 \cup \Gamma_7$.

	$b \leq -2$	$-2 < b \leq -1$	$-1 < b \leq -3/4$	$-3/4 < b \leq -1/4$
N_1	8	6	6	6
N_3	5	5	5	5
	$-1/4 < b \leq -2/9$	$-2/9 < b \leq -1/5$	$-1/5 < b \leq -1/8$	$-1/8 < b \leq -1/9$
N_1	5	5	5	5
N_3	4	4	4	4
	$-1/9 < b < 0$	$0 \leq b \leq 1/10$	$1/10 < b \leq 1/7$	$1/7 < b \leq 1/6$
N_1	5	6	6	6
N_3	4	4	4	4
	$1/6 < b \leq 3/16$	$3/16 < b < 4/15$	$4/15 \leq b \leq 2/7$	$2/7 < b \leq 1/3$
N_1	6	11	6	6
N_3	4	4	4	4
	$1/3 < b \leq 1/2$	$1/2 < b \leq 2/3$	$2/3 < b \leq 5/7$	$5/7 < b \leq 19/26$
N_1	6	6	5	5
N_3	4	4	4	4
	$19/26 < b \leq 20/27$	$20/27 < b \leq 3/4$	$3/4 < b \leq 154/205$	$154/205 < b \leq 155/206$
N_1	5	5	5	5
N_3	4	4	4	4
	$154/206 < b \leq 58/77$	$58/77 < b \leq 19/25$	$19/25 < b \leq 29/38$	$29/38 < b \leq 10/13$
N_1	5	5	5	5
N_3	4	4	4	4
	$10/13 < b \leq 11/14$	$11/14 < b \leq 4/5$	$4/5 < b \leq 1$	$1 < b \leq 3/2$
N_1	5	5	5	5
N_3	4	4	4	4
	$3/2 < b \leq 8/5$	$8/5 < b \leq 7/4$	$7/4 < b < 2$	$2 \leq b < 3$ and $3 \leq b$
N_1	5	5	5	5
N_3	4	4	5	5

Table 1: Arrival times of points in $Q_1 \cup Q_3$ to Γ .

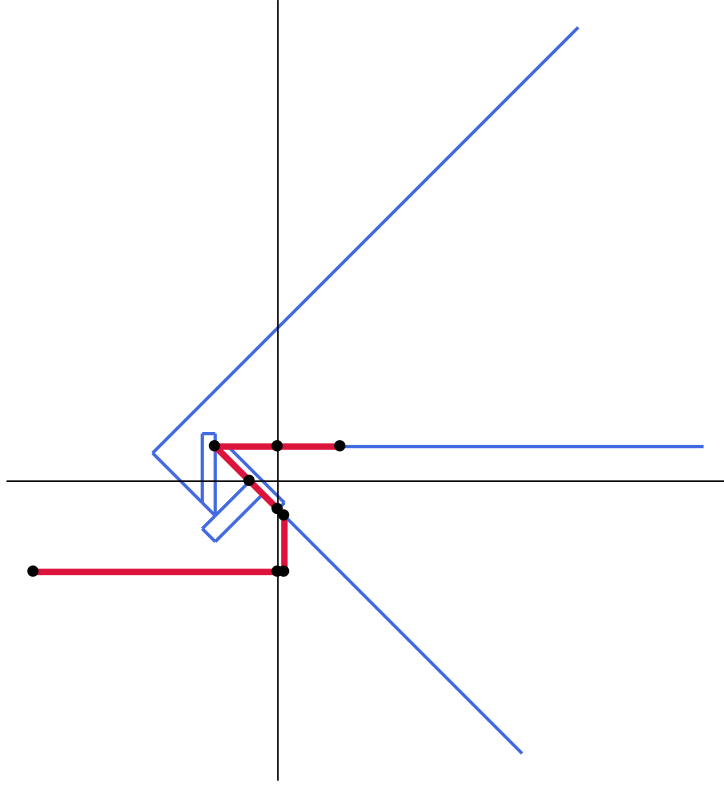


Figure 13: The graph $\Gamma_4 \subset \Gamma$ for $a = -1$ and $2/3 < b \leq 5/7$.

The verification of the invariance of the graphs Γ for each value of b is again a lot of routine work. To do it, for each of the different graphs, it must be verified that the image of each edge entirely contained in a single quadrant, remains in the graph. To this end, in each graph we have indicated the points that characterize the part of each edge that is entirely contained in each quadrant. In consequence, we only have to check that the images of these points belong to graph.

(b) For a fixed value of b , and once we have proved the invariance of the graph Γ , we only have to check that there exist values N_1 and N_3 such that $F^{N_1}(Q_1)$ and $F^{N_3}(Q_3)$ are contained in Γ . For instance in the above case, for $2/3 < b \leq 5/7$, one can see that $F^4(Q_3) = \Gamma_4 \subset \Gamma$, hence $N_3 = 4$. See Figure 13. In each case, we get the arrival times to Γ written in Table 1. In summary, from the case-by-case study, for all $b \in \mathbb{R}$ we have $F^{11}(Q_1) \in \Gamma$ and $F^9(Q_3) \in \Gamma$. Therefore $F^{11}(Q_1 \cup Q_3) \in \Gamma$. ■

From the above result, when $3/16 \leq b \leq 4/15$, $(-b, 2b - 1) \in \Gamma$ is the unique fixed point of F in \mathbb{R}^2 . The next result states that for this range of the parameter b , each point in $Q_2 \cup Q_4$ also leaves this region in an uniformly bounded number of iterates. As we have

already comment, this is not the case for other values of b .

Proposition 18. *If $3/16 \leq b \leq 4/15$, then for any $(x, y) \in Q_2 \cup Q_4$ there exists $n \leq 11$ such that $F^n(x, y) \in Q_1 \cup Q_3$.*

Proof. We start stating the following claims:

Claim 1: If $(x, y) \in Q_4$ is such that $F(x, y) \in Q_2$, then there exists $n \leq 6$ such that $F^n(x, y) \in Q_1 \cup Q_3$.

Claim 2: If $(x, y) \in Q_4$ is such that $F(x, y) \in Q_4$, then there exists $n \leq 4$ such that $F^n(x, y) \in Q_1 \cup Q_2 \cup Q_3$.

Claim 3: If $(x, y) \in Q_2$ is such that $F(x, y) \in Q_2$, then there exists $n \leq 2$ such that $F^n(x, y) \in Q_3 \cup Q_4$.

If the claims are true, by collecting them, a point in Q_4 reaches $Q_1 \cup Q_3$ in, at most, 9 iterates; and a point in Q_2 reaches $Q_1 \cup Q_3$ in, at most, 11 iterates, so the result follows. Now we prove the claims:

In the proof of Proposition 16 we have seen that if $3/16 \leq b \leq 1/4$, then any point in $(x, y) \in Q_4$ such $F(x, y) \in Q_2$, that is the points in the set K given in (6), reach $Q_1 \cup Q_3$ in at most 5 iterates. Next, let us take $1/4 \leq b \leq 4/15$. As mentioned in the proof of Proposition 16, the set K_5 is the triangle given in (7). A computation shows that

$$K_6 = F(K_5) = \langle (5b - 2, -4b + 1), (b - 1, 0), (-3b, -4b + 1) \rangle \subset Q_3.$$

Hence every point in K reaches $Q_1 \cup Q_3$ in, at most, 6 iterates. Hence Claim 1 is proved.

Now we define $T_1 := F(Q_4) \cap Q_4$. Some computations show that T_1 is the unbounded region defined by the half-line $\{y = 0, x \geq 0\}$, the segment $\overline{(0, 0), (0, b - 1)}$ and the half-line $\{y = -x + b - 1, x \geq 0\}$.

The set $F(T_1)$ is the unbounded region delimited by $\{y = x + b + 1, x \geq -1\}$, the segment $\overline{(-1, b), (-b, 2b - 1)}$ and $\{y = 2b - 1, x \geq -b\}$. Taking into account Claim 1, we only have to keep track of the points in $T_2 = F(T_1) \cap Q_4$, which is the unbounded region defined by $\{y = 0, x \geq 0\}$, the segment $\overline{(0, 0), (0, 2b - 1)}$ and $\{y = 2b - 1, x \geq 0\}$.

The set $F(T_2)$ is the unbounded region delimited by $\{y = x + b + 1, x \geq -1\}$, the segment $\overline{(-1, b), (-2b, 3b - 1)} \subset \{y = -x + b - 1\}$ and $\{y = x + 5b - 1, x \geq -2b\}$. If $b \geq 1/5$ then $F(T_2) \in Q_1 \cup Q_2$ and we are done. Conversely, if $b < 1/5$ then we define $T_3 = F(T_2) \cap Q_4$, which is the triangle $T_3 = \langle (0, 0), (-5b + 1, 0), (0, 5b - 1) \rangle$.

Finally, the set $T_4 = F(T_3)$ is the triangle $T_4 = \langle (-1, b), (-5b, -4b + 1), (-5b, 6b - 1) \rangle \subset Q_2$. So Claim 2 is proved.

It is easy to observe that $S_1 = F(Q_2) \cap Q_2 = \langle (-1, b), (-b - 1, 0), (b - 1, 0) \rangle$. A computation shows that $F(S_1) = \langle (-b, -1), (b, -1), (-b, 2b - 1) \rangle \subset Q_3 \cup Q_4$, hence Claim 3 is proved, and therefore the result follows. ■

As a consequence of the above result, we stress that when $3/16 \leq b \leq 4/15$, for every point in \mathbb{R}^2 the arrival time to the unique fixed point is uniformly bounded.

Corollary 19. *If $3/16 \leq b \leq 4/15$, then $F^{22}(\mathbb{R}^2) = (-b, 2b - 1) = \Gamma$.*

Proof. The result is a consequence of the Proposition 18 which states that each point in $Q_2 \cup Q_4$ reaches $Q_1 \cup Q_3$ in at most 11 iterates, and of the proof of Proposition 17 (see the Table 1) which shows that, in this case, each point in $Q_1 \cup Q_3$ reaches $\Gamma = (-b, 2b - 1)$ in at most 11 iterates. ■

Proof of Theorem B. From Proposition 16, for all $b \in \mathbb{R}$, the orbit of every point in Q_2 or in Q_4 meets Q_1 or Q_3 , except the fixed points of F in Q_2 and Q_4 , that exist when $b > 1/2$ and when $b < 0$, respectively; and a three periodic orbit located at $Q_2 \cup Q_4$ that exists when $3/4 < b < 2$. On the other hand, from Proposition 17, each point in $Q_1 \cup Q_3$ reaches Γ in finite time. From these results the theorem is proven. ■

4.2 Structure of the ω -limits and proof of Theorem C

Our next objective is to show that almost all periodic orbits that appear in the dynamics of F are repulsive. To do this we need to compute the action of the linear parts of F on some specific set of directions. Set $V = \{v_1, v_2, v_3, v_4\}$ where $v_1 = (1, 0)$, $v_2 = (0, 1)$, $v_3 = (1, 1)$ and $v_4 = (1, -1)$. Also for $i = 1, \dots, 4$ let A_i be the linear part of F_i . With this notation we have:

Lemma 20. *Direct computations give*

$$(a) \quad A_1(v_1) = v_3, \quad A_1(v_2) = -v_3, \quad A_1(v_3) = (0, 0) \quad \text{and} \quad A_1(v_4) = 2v_3.$$

$$(b) \quad A_2(v_1) = -v_4, \quad A_2(v_2) = -v_3, \quad A_2(v_3) = -2v_1 \quad \text{and} \quad A_2(v_4) = 2v_2.$$

$$(c) \quad A_3(v_1) = -v_4, \quad A_3(v_2) = -v_4, \quad A_3(v_3) = -2v_4 \quad \text{and} \quad A_3(v_4) = (0, 0).$$

$$(d) \quad A_4(v_1) = v_3, \quad A_4(v_2) = -v_4, \quad A_4(v_3) = 2v_2 \quad \text{and} \quad A_4(v_4) = 2v_1.$$

To state our next result we need to introduce some definitions. Set $a = -1, b \in \mathbb{R}$ and let $\mathbf{x} = (x, y) \in \Gamma$, where Γ is the associated invariant graph to $F = F_{-1, b}$. We will say that \mathbf{x} is regular if $xy \neq 0$ and there exists a neighborhood of \mathbf{x} which is a segment that contains \mathbf{x} in its interior. We call a *vertex* of Γ to any point of Γ that is not regular, that is, a point that belongs to the axes, or that belongs at least to two different segments with different directions, or that is an endpoint of the graph. We denote by W be the set of vertices of Γ . By simple inspection it follows that the cardinality of W is finite. Then any connected component of $\Gamma \setminus W$ is an open segment contained in the interior of some quadrant. We call

edge of Γ the closure of any connected component of $\Gamma \setminus W$. Clearly each edge is a segment that has associated a direction which is unique up to scaling. Any edge contained in the first (respectively third) quadrant with associated direction v_3 (respectively v_4) will be called a *plateau*. This name is motivated because for real 1-dimensional maps the intervals where these maps are constant collapse to a point and in the graphs of these maps these intervals look like plateaus in a mountain.

By abuse of notation we say that a subset of Γ is an *open interval* (respectively *closed interval*) if it is homeomorphic to an open (respectively closed) interval. Given an interval $J \subset \Gamma$ we denote by $l(J)$ its length computed in the usual euclidian metric in \mathbb{R}^2 .

Lemma 21. *Set $a = -1$. The following assertions hold*

- (a) *The direction of any edge of the associated graph Γ belongs to V .*
- (b) *The image of any plateau is a single point. The image of a non plateau edge J is a nondegenerated interval. Moreover $l(F(J)) = \sqrt{2}l(J)$ when J is contained in the second or the fourth quadrant or has the horizontal or vertical directions while $l(F(J)) = 2l(J)$ when it has the direction v_4 and it is contained in Q_1 or it has the direction v_3 and it is contained in Q_3 .*
- (c) *Any periodic orbit of F that does not visit any plateau is repulsive.*

Proof. (a) follows by direct inspection of Γ . It is due to the fact that $F(Q_1)$ is a straight line with direction v_3 and $F(Q_3)$ is a straight line with direction v_4 . Since from the Lemma 20 the set of directions V is invariant by F and the graph Γ is obtained iterating F over Q_1 and Q_3 the result follows.

(b) Follows directly from Lemma 20.

(c) Let \mathbf{x}_0 be a point of the periodic orbit and for $i = 1 \dots n - 1$ set $\mathbf{x}_i = F^i(\mathbf{x}_0)$. First we consider the case when all the points of the orbit are regular. In this case for all $i = 0, \dots, n - 1$, \mathbf{x}_i belongs to the interior on an edge, namely L_i . Each of these edges L_i is contained in some quadrant Q_{j_i} and has associated the direction $v_{j_i} \in V$. In this case, since F acts linearly in a little neighborhood of each \mathbf{x}_i , there is U a little neighborhood of \mathbf{x}_0 contained in L_0 satisfying that $F^n(U) \subset L_0$, and $F^n|_U$ is affine. From Lemma 20 we have that $A_{j_i}(v_{j_i}) = k_i v_{j_{i+1}}$ where $|k_i| \in \{1, 2\}$. Note that $k_i \neq 0$, because otherwise the edge L_i is a plateau contradicting the hypothesis. So after n iterates the direction v_0 is mapped to $k_1 k_2 \dots k_n v_0$ and $|k_1 k_2 \dots k_n| = 2^m$ with $m \leq n$. Note also that from Lemma 20 any cycle in the directions at some moment has the factor 2 or -2 . This is direct for the directions v_3 and v_4 . And this occurs in the second step for directions v_1 and v_2 , because they are always sent to directions v_3 and v_4 . So $m > 0$. This implies that the absolute value of the slope of

the map restricted to the subinterval of L_0 which is sent to L_0 is 2^m with $m > 0$. So the fixed point is repulsive. This ends the proof of (c) in this case.

Now we consider the case when some of the points of the orbit is a vertex. Let \mathbf{x} be a vertex belonging to the periodic orbit, and let k be the number of edges containing x . Then a small neighborhood of \mathbf{x} is like a k -star. If F^n is a local homeomorphism at \mathbf{x} then it permutes the edges. Therefore some power m of F^n maps the beginning of each edge at \mathbf{x} to itself. Then by the same arguments of the regular case we have that each lateral slope of F^{nm} at the point is 2^ℓ with $0 < \ell \leq mn$. If F^n is not a local homeomorphism at \mathbf{x} , since the orbit does not visit any plateau, necessarily the image of the beginning of some of the edges by F^n coincide. Therefore F^n permutes a subset W of $j < k$ edges and it sends the beginning of the remaining $k - j$ edges to some edges in W . As before some power m of F^n maps the beginning of each edge in W , to itself with slope 2^ℓ with $0 < \ell < mn$. This ends the proof of the lemma. ■

Our next objective is to prove Theorem C. Let \mathcal{W} be the union of the interiors of the plateaus of Γ and let $\mathcal{U} = \cup_{i=0}^{\infty} F^{-i}(\mathcal{W})$ be the union of all its preimages. Set $\mathcal{G} = \Gamma \setminus \mathcal{U}$. Then, the following hold.

Proposition 22. *For all $b \in \mathbb{R}$ the set \mathcal{U} is dense in Γ .*

To prove this proposition we will prove an auxiliary technical lemma. We will say that a graph is a *tree* if it does not contain any circuit. That is if any closed path is homotopic to a constant path.

Lemma 23. *There exists a finite collection $\{\mathcal{T}_i\}_{i=1}^n$ of closed and connected trees satisfying $\mathcal{T}_i \subset \Gamma$ for all i , $\mathcal{T}_i \cap \mathcal{T}_j = \emptyset$ if $i \neq j$ and $\mathcal{G} \subset \cup_{i=1}^n \mathcal{T}_i$.*

Proof. To prove the lemma we will need to study each of the different topological situations of the graph Γ . For brevity we skip here the details and only explain some cases. When $b \in [0, 1/2]$ (Figures 34-41) the graph Γ is itself a tree and there is nothing to prove. Moreover when $b \in (-\infty, -1/5]$ (Figures 25-30) or when $b \in [2, \infty)$ (Figures 60-61) removing the interior of one or two plateaus from Γ we already obtain a connected tree. The other cases are more complicated but one can easily check that the result holds in each particular case. We explain here two of these cases and skip the others for sake of brevity. Consider now $b \in (-1/5, -1/8)$ (Figure 31). Removing from Γ the interior of the plateaus $\overline{R_2Q}$, $\overline{X_3Z_2}$, and the interior of $\overline{X_2Z_1}$, which is a preimage of the interior of the plateau $\overline{X_3Z_2}$, we obtain a connected tree and the result follows. The last case we study with detail is when $b \in (1, 3/2]$ (Figure 56). Here we first remove from Γ the interior of the plateau $\overline{R_2Y_3}$. We also remove the interior of $\overline{R_1Y_2}$ which is a preimage of the interior of this plateau. Set

$R_0 = (b/2, (b-2)/2) \in \overline{Y_1 Z_2}$ and note that the interior of $\overline{R_0 Y_1}$ is a preimage of the interior of $\overline{R_1 Y_2}$. Set $X_5 = F(X_4) = (2-b, 2b-3) \in \overline{Y_1 Z_2}$. In fact when $b \leq 4/3$, $X_5 \in \overline{R_0 Z_2}$ and therefore there is an open subinterval $J \subset \overline{X_4 T_1}$ such that $F(J)$ is the interior of $\overline{R_0 Y_1}$. In this case removing also from Γ the interior $\overline{R_0 Y_1}$ and J we obtain a connected tree ending the proof in this case (see Figure 14). When $b \in (4/3, 3/2)$, $X_5 \in \overline{R_0 Y_1}$ and the corresponding preimage J of the interior of $\overline{R_0 Y_1}$ is a tree that contains X_4 and intersects $\overline{T_1 X_4}$, $\overline{X_4 Y_3}$ and $\overline{X_1 X_4}$. Thus removing also J and the interior of $\overline{R_0 Y_1}$ from Γ we obtain two disjoint connected trees ending the proof in this case. We finish here the study of the particular cases and the proof of the lemma. ■

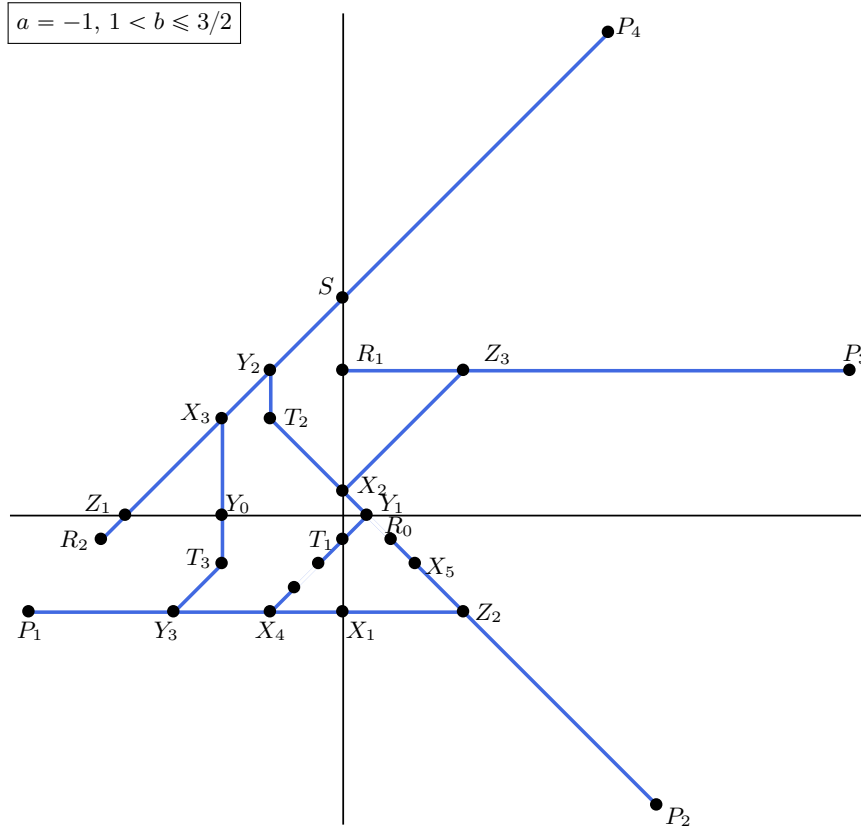


Figure 14: The tree in the proof of Lemma 23, obtained from Γ for $a = -1$ and $1/ < b \leq 4/3$, when removing some preimages of the plateaus. When $4/3 < b \leq 3/2$, $X_5 \in \overline{R_0 Y_1}$ and the preimage of the interior of $\overline{R_0 X_1}$ is a subtree of the tree with endpoints T_1, Y_3 and X_1 that contains X_4 . So removing these last piece from Γ we obtain two connected and disjoint trees

Proof of Proposition 22. Since $\mathcal{G} = \Gamma \setminus \mathcal{U}$ it is equivalent to show that the interior of \mathcal{G} is

empty. Suppose to arrive a contradiction that the interior of \mathcal{G} is not empty, Then \mathcal{G} must contain some open interval and hence also must contain a nondegenerate closed interval that we denote by J . First of all we claim that if $F|_J$ is not injective then there is a point $z \in J$ in which $F|_J$ is not locally injective. This is clear when $F(J)$ is also an interval. If not by Lemma 23 we have that $F(J) \subset \mathcal{T}_i$ for some $\mathcal{T}_i \subset \Gamma$ and hence it is also a subtree of Γ . Since it is not an interval it has at least three endpoints and therefore there exist z belonging to the interior of J such that $F(z)$ is an endpoint of $F(J)$. Clearly $F|_J$ is not locally injective at z . This ends the proof of the claim.

There are a only three type of points in which the map $F|_J$, being $J \subset \Gamma$ an interval, is not locally injective. Either the point belongs to a plateau or it belongs to Q_1 and it is the intersection of two edges with some prescribed slopes or it belongs to Q_3 and also is the intersection of two edges with prescribed slopes. We summarize these possible situations in the Figure 15.

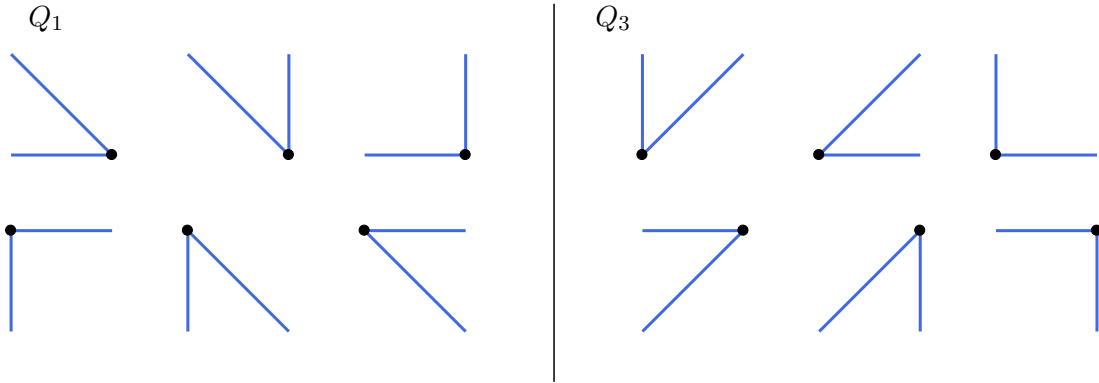


Figure 15: Points $z \in J$, where J is a subinterval of Γ , for which $F|_J$ is not locally injective.

Let $\delta := \sup\{l(J), J \subset \mathcal{G}\}$ that is positive because we are assuming that \mathcal{G} contains open intervals. Choose I , a subinterval of \mathcal{G} satisfying that $\sqrt{2}l(I) > \delta$. If $F|_I$ is injective it follows that $F(I)$ is an interval and from Lemma 21 (b) we get that $l(F(I)) \geq \sqrt{2}l(I) > \delta$; a contradiction because \mathcal{G} is positively invariant and hence $F(I)$ would be an interval contained in \mathcal{G} with length greater than δ . Therefore $F|_I$ is not injective and from the previous claim I must contain a point z in which $F|_I$ is not locally injective. Then we are in one of the situations described in the Figure 15.

We will prove that in any case some iterated image of I is an interval and its length is greater than δ obtaining the desired contradiction. We only study the most complicated case because in the first iterate the length of the interval is strongly reduced. This occurs

when the cardinality of the set of preimages in I of a point of $F(I)$ is greater than two. This will imply that there are at least two vertices in which $F|_I$ is not locally injective belonging to I . This can occur for example when $b \in (-1/5, -1/9)$ (Figures 31 and 32) assuming that the interval I begins at a point $\mathbf{x} \in \overline{P_1 Y_2}$, joins this point with Y_2 , joins Y_2 with T_3 and also joins T_3 with a point $\mathbf{y} \in \overline{T_3 R_2}$. Direct computations show that $F(I) \subset \overline{R_3 P_2}$ and

$$l(F(I)) \geq \frac{4\sqrt{2}-2}{7}l(I).$$

Thus we have, assuming that $I \subset \mathcal{G}$, that $F^2(I) \subset \overline{R_4 P_3}$, $F^3(I) \subset \overline{R_5 S}$ and $F^4(I) \subset \overline{R_6 P_5}$ and $l(F^4(I)) \geq 2\sqrt{2}\frac{4\sqrt{2}-2}{7}l(I) \geq \sqrt{2}l(I) > \delta$; a contradiction. A similar situation occurs when $b \in (3/4, 10/13]$ (Figures 47-52) when the vertices involved are X_4 and Z_3 or when $b \in (10/13, 11/14]$ (Figure 53) with the vertices Y_6 and Z_3 . In all these cases we arrive a contradiction by computing the length of $F^4(I)$. In all the remaining cases where the cardinality of the preimages in I of a point of $F(I)$ is at most two we have $l(F(I)) \geq l(I)/\sqrt{2}$ and it suffices to consider $l(F^3(I))$ to arrive a contradiction. This ends the proof of the proposition. ■

Proof of Theorem C. Clearly \mathcal{U} is open and by Proposition 22 it is also dense in Γ . Moreover the ω -limit of any point of \mathcal{U} coincides with the ω -limit of some plateau. A simple inspection of all the possible situations for the graph Γ shows that there are at most three different possible ω -limits for the plateaus. Although in some cases there are more than three plateaus, there are some of them sharing their ω -limits in such a way we obtain at most three different behaviors. Then the first assertion of the theorem follows.

Assume now that $b = p/q$ with $(p, q) = 1$. Denote by

$$\mathbb{Z}_q := \{x \in \mathbb{Q} \text{ such that } x = r/q \text{ for some } r \in \mathbb{Z}\}.$$

Since Γ is compact it follows that the cardinality of $\Gamma \cap \mathbb{Z}_q \times \mathbb{Z}_q$ is finite. On the other hand a simple inspection shows that all the vertices of Γ belong to $\mathbb{Z}_q \times \mathbb{Z}_q$. In particular the image of any plateau belongs to $\mathbb{Z}_q \times \mathbb{Z}_q$. Since $F(\mathbb{Z}_q \times \mathbb{Z}_q) \subset \mathbb{Z}_q \times \mathbb{Z}_q$, and this set is finite, we obtain that any ω -limit in $\mathbb{Z}_q \times \mathbb{Z}_q$ is a periodic orbit. This ends the proof of the theorem. ■

5 The case $a < 0$ (II). Case analysis and proof of Theorem D

In the following, we use again the conjugation (2), and we will work with the normalized map $F_{a,b}$ with $a = -1$.

5.1 The case $a = -1$ and $b \leq -2$

In this section we freely use, without citing it explicitly, the results stated in Proposition 9.

Proposition 24. *Assume that $a = -1$ and $b \leq -2$. Then the following hold.*

(a) *The graph Γ is a topological circle and the map $F|_{\Gamma} \in \mathcal{L}$. In particular it has zero entropy. Moreover its rotation number is $1/7$.*

(b) *The map F has the fixed point $p = (-b, -1) \in Q_4$ and two 7-periodic orbits,*

$$\mathcal{P} = \{(-b-2, -1), (-b-2, -3), (-b, -5), (-b+4, -5), \\ (-b+8, -1), (-b+8, 7), (-b, 1)\}$$

which is the orbit of the only plateau of Γ and

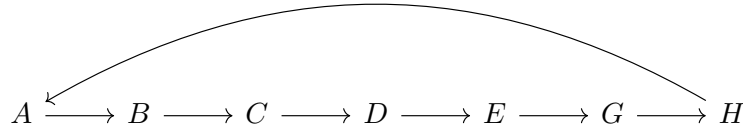
$$\mathcal{Q} = \left\{ \left(-b - \frac{16}{15}, -\frac{1}{15} \right), \left(-b - 2, -\frac{17}{15} \right), \left(-b - \frac{28}{15}, -\frac{47}{15} \right), \left(-b + \frac{4}{15}, -5 \right), \right. \\ \left. \left(-b + \frac{64}{15}, -\frac{71}{15} \right), \left(-b + 8, -\frac{7}{15} \right), \left(-b + \frac{112}{15}, \frac{113}{15} \right) \right\}.$$

Furthermore for any $(x, y) \in \Gamma \setminus \mathcal{Q}$ there exists some n such that $F^n(x, y) \in \mathcal{P}$.

Proof. From Proposition 17, we know that the dynamics of F is concentrated in the graph Γ of Figure 25. Note that in this case Γ is a topological circle and $F|_{\Gamma}$ is non-decreasing. Here we have $F(P_i) = P_{i+1}$ for $i = 1 \dots 6$, $F(R_1) = R_2$ and $F(P_7) = F(R_2) = F(S) = P_1$.

We can see that the interval $\overline{R_2 S} \rightarrow P_1$ and also $\overline{P_6 R_1} \rightarrow \overline{P_7 R_2} \rightarrow P_1$, where \rightarrow means “collapses to”. Since these intervals collapse, we can neglect them. We denote $A := \overline{P_1 P_2}$, $B := \overline{P_2 P_3}$, $C := \overline{P_3 P_4}$, $D := \overline{P_4 P_5}$, $E := \overline{P_5 R_1}$, $G := \overline{P_6 R_2}$ and $H := \overline{P_1 S}$.

The oriented graph corresponding to the covering $\mathcal{A} = \{A, B, C, D, E, G, H\}$ is the following:



We stress the fact that we do not include in this graph the coverings of the plateau and its preimage.

Note that F^7 leaves each of these intervals invariant and in particular the graphic of F^7 restricted to A looks like Figure 16. Also note that the subinterval of A where F^7 is constant appears because D also covers $\overline{R_1 P_6}$ that collapses after two iterates. From these facts we directly obtain items (a) and (b). ■

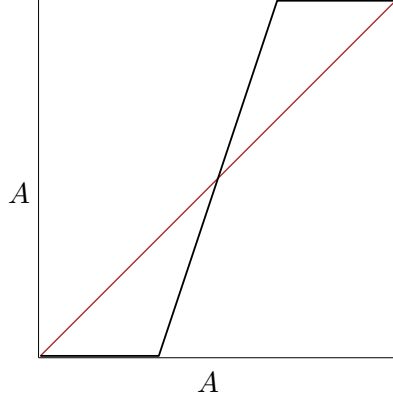


Figure 16: Graphic of F^7 on A when $b \leq -2$

5.2 The case $a = -1$ and $-2 < b \leq -1$

As before, the map F has the fixed point $p = (-b, -1) \in Q_4$. Consider the graph Γ which appears in Figure 26. It is still a topological circle and $F|_{\Gamma}$ is still non-decreasing. Moreover for $i = 1, \dots, 6$, $F(P_i) = P_{i+1}$, for $i = 1, 2, 3$, $F(R_i) = R_{i+1}$, $F(S_1) = S_2$, $F(Q) = P_3$ and $F(P_7) = F(S_2) = F(T) = R_1$. It remains to study the image of $R_4 = (-b + 4, 4b + 3)$ which is $(-5b, 4b + 7)$. Then the orbit of R_4 depends on the value of b .

The following Proposition states all results concerning this range of parameters

Proposition 25. *Assume that $a = -1$ and $-2 < b \leq -1$. Then the graph Γ is a topological circle and the map $F|_{\Gamma} \in \mathcal{L}$. In particular it has zero entropy. Moreover*

- (a) *When $-2 < b < -15/8$ the rotation number of $F|_{\Gamma}$ is $1/7$. Furthermore $F|_{\Gamma}$ has two-periodic orbits of period 7: \mathcal{P} that is the orbit of $(-b - 2, -1)$ that is reached by the two plateaus of Γ , and \mathcal{Q} that is the orbit of $(-b - 2, -\frac{16b+15}{15})$ which is repulsive. Lastly for every $(x, y) \in \Gamma \setminus \mathcal{Q}$ it exists $n \in \mathbb{N}$ such that $F^n(x, y) \in \mathcal{P}$. When $b = -\frac{15}{8}$ the situation is essentially the same but both 7-periodic orbits coincide.*
- (b) *When $-7/4 < b \leq -1$ the rotation number of $F|_{\Gamma}$ is $1/6$. Furthermore $F|_{\Gamma}$ have two-periodic orbits of period 6: \mathcal{P} which is the orbit of $(-b - 2, -1)$ that is reached by the two plateaus of Γ and \mathcal{Q} which is the orbit of $(-\frac{7b+16}{15}, \frac{8b-1}{15})$ that is repulsive. Also for every $(x, y) \in \Gamma \setminus \mathcal{Q}$ it exists $n \in \mathbb{N}$ such that $F^n(x, y) \in \mathcal{P}$. When $b = -7/4$ both orbits coincide.*
- (c) *For $-15/8 \leq b \leq -7/4$, the rotation number of $F|_{\Gamma}$ varies continuously from $1/7$ to $1/6$. For the values b with irrational rotation number, the only periodic point of F is the fixed point p and the ω -limit of any point q different from p is a Cantor subset*

of Γ , which is fixed and independent of q . The set of periods for $F|_{\Gamma}$, that only arise for the values of b with rational rotation number, are all the natural numbers except $2 - 5$, $8 - 12$, $14 - 17$, 18 , $21 - 24$, 26 , $28 - 30$, 35 , 36 , $38 - 40$, 42 , 50 , 52 , 54 , 57 , 60 , $64 - 66$, 78 , 96 , 100 , 102 , 138 and 220 . Moreover, if the rotation number is the rational number r/s with $(r, s) = 1$, then $s = 6m + 7n$ for certain $m, n \in \mathbb{N}$ and either

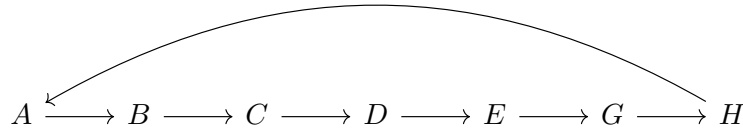
- F has exactly two periodic orbits of period s , one which we call \mathcal{P} , that is the orbit of $(-b - 2, -1)$, that is visited by both plateaus, and another one that we call \mathcal{Q} , which is a repelling periodic orbit. Furthermore, for each $(x, y) \in \Gamma \setminus \mathcal{Q}$ it exists n such that $F^n(x, y)$ belongs to \mathcal{P} , or
- The two s -periodic orbits coincide and F has exactly one periodic orbit of period s , which we call \mathcal{P} , which is the orbit of $(-b - 2, -1)$. Moreover, for each $(x, y) \in \Gamma$ it exists n such that $F^n(x, y)$ belongs to \mathcal{P} .

Proof. The proof is essentially the same than in Proposition 24. We only explain the main differences. (a) Consider the graph which appears in Figure 26. We are going to add the successive images of the point R_4 . Set $R_5 := (-5b, 4b + 7) = F(R_4) \in \overline{P_5S_1}$, $R_6 := (-9b - 8, 7) = F(R_5) \in \overline{P_6S_2}$ and $R_7 := (-9b - 16, -8b - 15) = F(R_6) \in \overline{P_7T}$. Hence $F(R_7) = R_1$ and R_1 is a 7-periodic point.

There are some intervals on the graph which collapse to a point, namely: $\overline{S_2T} \rightarrow R_1$, $\overline{P_2Q} \rightarrow P_3$. We have to consider also its preimages: $\overline{QR_2} \rightarrow \overline{P_3R_3} \rightarrow \overline{P_4R_4} \rightarrow \overline{P_5R_5} \rightarrow \overline{P_6R_6} \rightarrow \overline{P_7R_7} \rightarrow R_1$, $\overline{P_6S_1} \rightarrow \overline{P_7S_2} \rightarrow R_1$ and also $\overline{P_1R_1}$, because $\overline{P_1R_1} \rightarrow \overline{P_2R_2} = \overline{P_2Q} \cup \overline{QR_2}$.

We name the rest of the intervals by $A := \overline{P_2R_1}$, $B := \overline{P_3R_2}$, $C := \overline{P_4R_3}$, $D := \overline{P_5R_4}$, $E := \overline{S_1R_5}$, $G := \overline{S_2R_6}$, $H := \overline{P_1T}$.

The corresponding oriented graph, which is of Markov type, is:

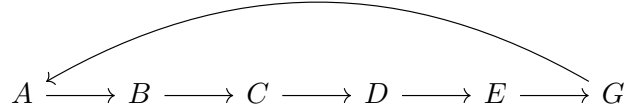


As before F^7 leaves A invariant and the graph of $F^7|_A$ looks like Figure 16 and statement (a) follows.

(b) To prove this item we use the same arguments applied in the above case. The calculations are the following. For these values of b we consider the same graph as before. Now the point $R_5 := (-5b, 4b + 7) = F(R_4) \in \overline{S_1P_6}$, is in the first quadrant, and we denote by $R_6 := (-9b - 8, -8b - 7) = F(R_5) \in \overline{S_2P_7}$. Hence, $F(R_6) = R_1$. Therefore R_1 is now a 6-periodic point.

The intervals such that after some iterates reduce to a point are: $\overline{S_2T} \rightarrow R_1, \overline{P_2Q} \rightarrow P_3, \overline{S_1R_5} \rightarrow \overline{S_2R_6} \rightarrow R_1, \overline{P_1T} \rightarrow \overline{P_2R_1} \rightarrow \overline{P_3R_2} \rightarrow \overline{P_4R_3} \rightarrow \overline{P_5R_4} \rightarrow \overline{P_6R_5} \rightarrow \overline{P_7R_6} \rightarrow R_1$.

Now the names of the intervals are: $A := \overline{P_1R_1}, B := \overline{QR_2}, C := \overline{P_3R_3}, D := \overline{P_4R_4}, E := \overline{P_5S_1}, G := \overline{P_6S_2}$, and the oriented graph is



In this case F^6 leaves A invariant, and the graph of $F^6|_A$ looks like the graph of $F^7|_A$ in Figure 16. The result follows in the same way of the precedent situations.

(c) The continuity of the rotation number with respect to the parameter b , follows from Proposition 9. As a consequence, when b runs from $-15/8$ to $-7/4$, the rotation number at least takes all the values between $1/7$ and $1/6$. Hence, for all s such that $1/7 < r/s < 1/6$ for a certain $r \in \mathbb{N}$ with $(r, s) = 1$, we have values of b such that F has periodic orbits of period s . To obtain the set of periods, we apply Corollary 11 to the interval $[a_1, a_2] = [1/7, 1/6]$ with the upper bound function $D(s) = 2\sqrt{s}$ given in (4). According to this result, if

$$2\sqrt{s} < \lfloor s/42 \rfloor - 1$$

for all $s \geq s_0$ then there exist periodic orbits of period s . Some straightforward computation show that the above equation holds if $s > 7140.75$, hence if $s \geq s_0 = 7141$. Now, it is easy to check, for instance with the help of a symbolic computing software, which are the denominators s of the irreducible fractions in $[1/7, 1/6]$ with $s < s_0$, obtaining the ones stated in the statement.

The statement of concerning the existence of a Cantor set as ω -limit is a consequence of Proposition 9 and the existence of edges that colapse to a point (plateaus) that prevent the possibility that the whole Γ is the ω -limit. The arguments to prove the statement when the rotation number is rational are very similar to the ones of the previous two cases.

As in case (a) we have $R_5 \in \overline{P_5S_1}$. Consider the following partition on Γ : $A = \overline{P_1R_1}, B = \overline{R_1P_2}, C = \overline{P_2Q}, D = \overline{QR_2}, E = \overline{R_2P_3}, G = \overline{P_3R_3}, H = \overline{R_3P_4}, I = \overline{P_4R_4}, J = \overline{R_4P_5}, K = \overline{P_5S_1}, L = \overline{S_1P_6}, M = \overline{P_6S_2}, N = \overline{S_2P_7}, O = \overline{P_7T}$, and $U = \overline{TP_1}$. Looking at the dynamics of F over Γ we see that $F(A) = C \cup D, F(B) = E, F(D) = G, F(E) = H, F(G) = I, F(H) = J, F(I) \subset K, F(J) \subset K \cup L, F(K) = M, F(M) = O \cup U \cup A, F(U) = B$. Moreover $F^6(C) = F(N \cup O) = F^2(L) = R_1$.

Assume that F has a s -periodic orbit that not intersects the orbit which passes trough $R_1 = (-b - 2, -1)$. From Lemma 21 (c) we know that this orbit is repulsive. Denote by r_1, r_2, \dots, r_s its points ordered counter-clockwise. Looking at the dynamics of F on Γ it

follows that such an orbit doesn't visit C, L, N , or O , which are forbidden intervals for it, because, at the end, they collapse to R_1 . Hence such orbit always pass through K and when it does it, it follows either, the loop $KMUBEHJ$ or the loop $KMADGI$, since otherwise it should visit the forbidden intervals. Hence the itinerary of the point lying on the periodic orbit which begins in K , let's say $(-5b, \bar{y})$, is formed by blocks of $KMUBEHJ$ and $KMADGI$. Then the complete itinerary of this point has the form

$$((KMUBEHJ)^{n_1}(KMADGI)^{m_1} \dots (KMUBEHJ)^{n_k}(KMADGI)^{m_k})^\infty,$$

for certain integer numbers $n_2, \dots, n_k, m_1, \dots, m_{k-1} \geq 1$ and $n_1, m_k \geq 0$. Then we get $s = 6(\sum_{i=1}^k m_i) + 7(\sum_{i=1}^k n_i) + := 6m + 7n$.

Now the map $F^s|_{[r_i, r_{i+1}]}$ is non decreasing, has r_i and r_{i+1} as fixed points and, from Lemma 21, is piecewise linear with all the linear pieces with slope 0 or 2^k for some $k > 0$. Therefore there is one and only one more fixed point $q \in (r_i, r_{i+1})$ such that F^s is constant in a neighborhood of q . The unicity is due to the fact that the plateau $\overline{P_2Q}$ is applied by F^5 in $P_7 \in \overline{P_1T_2}$. So if the image of the plateaus goes to a periodic orbit, it is unique. So $(-b-2, -1)$ is also a periodic orbit of period s . The graphic of F^s on each interval $[r_i, r_{i+1}]$ essentially (we mean, modulus some intervals of constancy, that do not cut the diagonal) looks as in Figure 17.

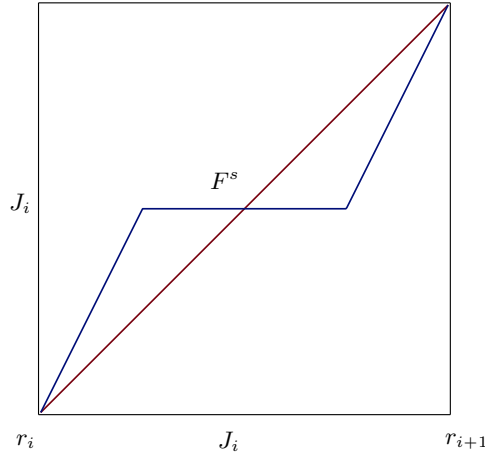


Figure 17: The graphic of F^s .

The graphic is as depicted in Figure 17 because the map is non-decreasing, piecewise linear with slopes either 0 or greater than one and the slope at the points r_i is greater than one. Also, from that graphic we see that every point on Γ not lying in the repulsive periodic orbit reaches the attractive periodic orbit.

In case that F has a unique periodic orbit, it must be the orbit of the point $(-b-2, -1)$.

Also in this case a similar analysis about the possible periodic itineraries of the plateaus, shows also that when they are periodic points the period must be of the same form $s = 6m + 7n$. Denoting now by J_1, J_2, \dots, J_s the intervals determined by the points of this periodic orbit, the graphic of F^s on each J_i only can cut the diagonal in the points r_i and r_{i+1} . Hence this orbit is semistable, not hyperbolic. Also in this case every point on Γ reaches this periodic orbit. ■

5.3 The case $a = -1$ and $-1 < b \leq -3/4$

Before to deal with this range of values of b , we need to introduce the three parametric family of *trapezoidal maps* studied in [8]. The trapezoidal maps (i.e., maps whose graph is trapezoidal) $T_{X,Y,Z}$ is the family of continuous piecewise affine self maps of $[0, 1]$ having a sub-interval J in which the map is constant, with absolute value of the slope on both sides of J greater than one and which sends both endpoints to zero. Qualitatively a map of this type looks like the one of forthcoming Figure 19. The family is described by three parameters $(X, Y, Z) \in (0, 1)^3$ where X is the inverse of the slope on the left of J , Y is minus the inverse of the slope on the right of J and Z is the length of J . It is proved in the cited paper two basic facts. The first one is that when we fix X_0 and Y_0 and consider the uniparametric family $T_{X_0, Y_0, Z}$ then it is a *full family* in the sense that all possible unimodal dynamics is represented in $T_{X_0, Y_0, Z}$. This fact is proved using the *kneading theory* and showing that the itinerary of the *turning point* in the family covers all possible unimodal kneading itineraries. The second fact is that the entropy of $T_{X_0, Y_0, Z}$ monotonically decreases with Z .

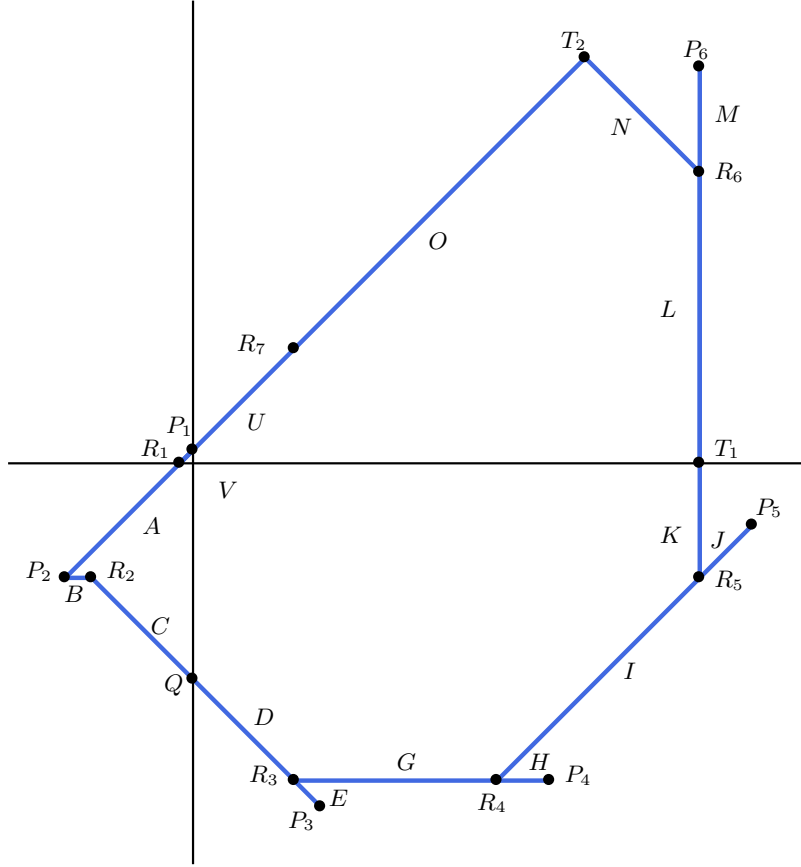
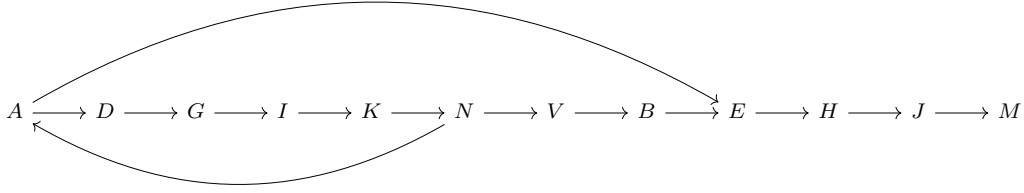


Figure 18: The graph Γ for $a = -1$ and $-1 < b \leq -3/4$.

For $-1 < b \leq -3/4$ the invariant graph is given in Figure 27 and we reproduce it here in Figure 18 with some additional notation.

In Figure 18, for $i = 1, \dots, 6$, $P_i = F^{i-1}((0, b + 1))$. Indeed, $P_2 = (-b - 2, -1)$, $P_3 = (b + 2, -3)$, $P_4 = (b + 4, 2b - 1)$, $P_5 = (-b + 4, 4b + 3)$, $P_6 = (-5b, 4b + 7)$. Also for $i = 1, \dots, 7$, $R_i = F^{i-1}((-b - 1, 0))$. We have $R_2 = (b, -1)$, $R_3 = (-b, 2b - 1)$, $R_4 = (-3b, 2b - 1)$, $R_5 = (-5b, -1)$, $R_6 = (-5b, -4b - 1)$, $R_7 = (-b, 1)$. Moreover $Q = (0, b - 1)$, $T_1 = (-5b, 0)$ and $T_2 = F(T_1) = (-5b - 1, -4b)$. We have $F(R_7) = F(T_2) = P_2$ and $F(S) = R_3$.

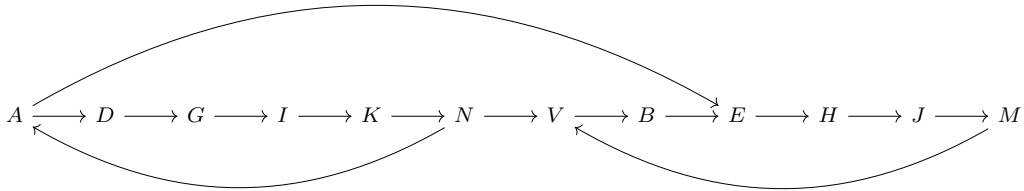
Here the plateau edges are $O \cup U$ and C . Moreover $F(L) = O$ so $F^2(L) = P_2$ and the intervals O, U, C and L are not relevant for finding the entropy of the oriented graph associated to Γ . Also for all $b \in (-1, 3/4]$ all the coverings between these intervals are fixed, except for M . The coverings of M depend on the location of $(-9b - 8, -8b - 7) = P_7 = F(P_6)$. Then for $-1 < b \leq -3/4$ we have at least the following arrows in the directed graph:



Proposition 26. *Assume $a = -1$ and $b \in (-1, -3/4]$. Then the following hold:*

- (a) *If $b \in (-1, -8/9]$, $h(F|_\Gamma) = 0$. Furthermore $F|_\Gamma$ has two periodic orbits of period 6 : \mathcal{P} which is the orbit of $P_2 = (-b - 2, -1)$ that is reached by the two plateaus of Γ , and \mathcal{Q} , which is the orbit of $(-(7b + 16)/15, (8b - 1)/15) \in A$ that is repulsive.*
- (b) *If $b \in (-8/9, -112/137]$, $h(F|_\Gamma) = 0$. Furthermore $F|_\Gamma$ has one periodic orbit of period 12 which is the orbit of P_2 and it is reached by the two plateaus of Γ , and two 6-periodic repulsive orbits: the previous \mathcal{Q} and the orbit of $(-(9b + 8)/9, 1/9) \in V$.*
- (c) *When $b \in [-13/16, -3/4]$, $h(F|_\Gamma) > 0$. The two plateaus meet the orbit of P_2 which can follow very different itineraries.*
- (d) *When $b \in [-112/137, -13/16]$ there exists a subinterval $\Pi \subset \Gamma$ which is invariant by F^6 and such that it is visited for all elements of Γ except for the points of the repulsive orbit \mathcal{Q} that still is 6-periodic; the map $F^6|_\Pi$ is semiconjugated to $T_{1/16, 1/8, Z}$ with $Z = \frac{55b}{16(3b-1)}$ and there exists $\alpha \in (-112/137, -13/16)$ such that $h(F|_\Gamma) = 0$ for $b \in [-112/137, \alpha]$ while $h(F|_\Gamma) > 0$ and non-decreasing when $b \in (\alpha, -13/16]$. Moreover the orbit of $P_7 = F^5(P_2) \in \Pi$ under F^6 runs through all the dynamic situations offered by the maximum of a unimodal application.*

Proof. We are going to prove that the entropy is zero for $b \in (-1, -112/137]$. (a) We begin with $b \in (-1, -7/8]$. Then $F(M) \subset U \cup V$, and therefore the entropy of F is less or equal than the entropy that we would achieve assuming that the image of M covers exactly U and V (this is the exact situation when $b = -7/8$). The graph we obtain with this last assumption is

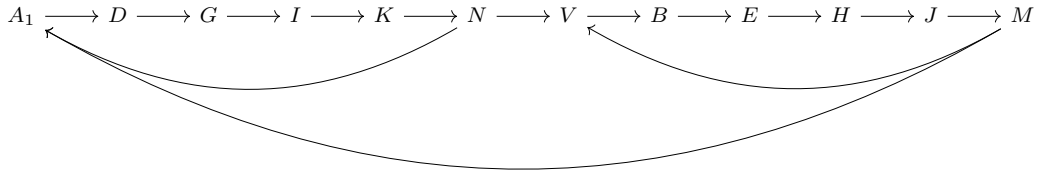


It turns out that the entropy of this graph is zero because it does not have linked loops, see Section 2. In consequence $h(F|_\Gamma) = 0$ for this range of parameters.

(b) When $b \in (-7/8, -14/17]$ the situation is essentially the same because now M covers also a little portion of A but this portion collapses after two iterates. And the same holds for $b \in (-14/17, -112/137]$ while the portion of A covered by M collapses after seven iterates.

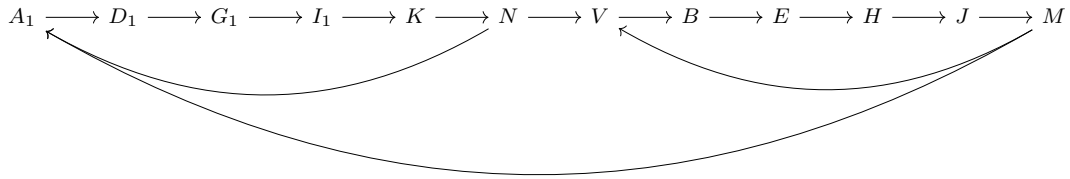
Trivial calculations prove the assertions on the behaviors of the plateaus.

(c) For $-13/16 \leq b \leq -3/4$, we need to refine the partition. Let $P_7 = F(-5b, 4b + 7) = (-9b - 8, -8b - 7) \in A$ and $P_8 = F(P_7) = (17b + 14, -16b - 15)$. When $b \geq -7/9$, $P_8 \in E$. We add P_7 to the partition and we denote by A_1 the interval $\overline{R_1 P_7} \subset A$. Now we have the following oriented graph of coverings:



Notice that the above graph does have linked loops. By using the tools introduced in Section 2 we know that we know that $F|_\Gamma$ has positive entropy, that moreover could be easily computed. As an example we detail these computations later, in other similar situations.

When $b < -7/9$, $P_8 \in D$ and we need to refine again the partition. Let $P_9 = F(P_8) = (33b + 28, 2b - 1) \in G$, $P_{10} = F(P_9) = (31b + 28, 36b + 27) \in I$ and $P_{11} = F(P_{10}) = (-5b, 68b + 55)$. When $b \geq -55/68$ we get that $P_{11} \in L$ while $P_{11} \in K$ when $b \in (-111/136, -55/68)$. Adding P_8, P_9, P_{10} to the partition, the intervals D, G, I split in two subintervals. We denote by $D_1 = \overline{(0, b - 1)P_8}$, $G_1 = \overline{R_3 P_9}$, $I_1 = \overline{R_4 P_{10}}$ and by A_2, D_2, G_2 and I_2 the corresponding remaining subintervals of A, D, G, I . With this notation and assuming that $b \geq -55/68$ we get the following oriented graph of coverings that also gives positive entropy.



Lastly, when $b \in [-13/16, -55/68)$, $P_{11} \in K$. Now we need to compute two more iterates. We denote by $P_{12} = F(P_{11}) = (-73b - 56, 64b + 55) \in N$ and $P_{13} = F(P_{12}) = (-137b - 112, -136b - 11) \in A$. We also denote by $K_1 = \overline{P_{11} R_5}$, $N_1 = \overline{P_{12} R_6}$ and by K_2, N_2 the corresponding remaining subintervals of K, N . With this notation we obtain the following oriented graph of coverings that still gives positive entropy.

where $\alpha = \frac{137b+112}{128(b+1)}$ and $\beta = \frac{7(9b+8)}{64(b+1)}$. We note that because of the collapsing, \tilde{g} and g^* are only semiconjugated.

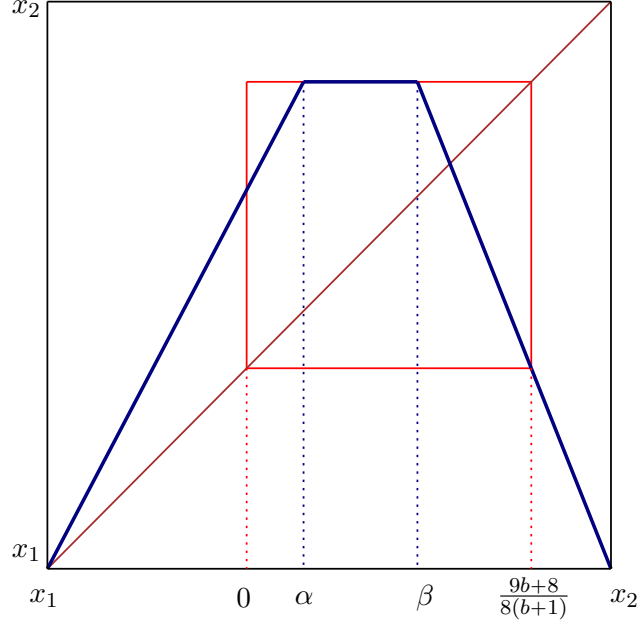


Figure 19: Sketch of the graphic of $\hat{g}(x)$ in blue and the graphic of $g^*(x)$ inside the red box. The graphic is not to scale.

Now we extend this map on a certain interval $[x_1, x_2] \supset [0, \frac{9b+8}{8(b+1)}]$ to get a trapezoidal map $\hat{g}(x)$:

$$\hat{g}(x) = \begin{cases} 16x - \frac{(16b+13)}{b+1} & \text{if } x \in [x_1, \alpha], \\ \frac{9b+8}{8(b+1)} & \text{if } x \in [\alpha, \beta], \\ -8x + \frac{9b+8}{b+1} & \text{if } x \in [\beta, x_2]. \end{cases}$$

Here $x_1 = \frac{16b+13}{15(b+1)} < 0$ is the repulsive fixed point of $16x - \frac{(16b+13)}{b+1}$ and $x_2 = \frac{119b+107}{120(b+1)} > \frac{9b+8}{8(b+1)}$ satisfies that $\hat{g}(x_2) = x_1$. See Figure 19. We note that since x_1 is repulsive for each $x \in (x_1, x_2)$ there exists n such that $\hat{g}^n(x) \in (0, \frac{9b+8}{8(b+1)})$. So the dynamics of g^* can be studied analyzing \hat{g} .

Lastly we scale \hat{g} to get a map from $[0, 1]$ to $[0, 1]$, getting $g(x)$:

$$g(x) = \begin{cases} 16x, & \text{if } x \in [0, \frac{7b+16}{48(1-3b)}], \\ \frac{7b+16}{3(1-3b)} & \text{if } x \in [\frac{7b+16}{48(1-3b)}, \frac{8-79b}{24(1-3b)}], \\ -8x + 8 & \text{if } x \in [\frac{8-79b}{24(1-3b)}, 1]. \end{cases}$$

Note that $g = T_{1/16, 1/8, Z}$ with $Z = \frac{55b}{16(3b-1)}$. Hence using item (i) of Lemma 7 we know that for $b \in [-112/137, -13/16]$, $h(F|_{\Gamma}) = h(T_{1/16, 1/8, Z})/6$, where $Z = \frac{55b}{16(3b-1)}$. Since the entropy of $T_{1/16, 1/8, Z}$ is non increasing in Z , and Z is decreasing with b , we get that $h(F|_{\Gamma})$ is nondecreasing in b .

Now set

$$\alpha = \sup\{b \in [-112/137, -13/16], \text{ such that } h(F|_{\Gamma}) = 0\}.$$

It is not difficult to see that $\alpha \in (-112/137, -13/16)$. Moreover from item (ii) of Lemma 7 it follows that when $b = \alpha$, $h(F|_{\Gamma}) = 0$. ■

5.4 The case $a = -1$ and $-3/4 < b \leq 0$

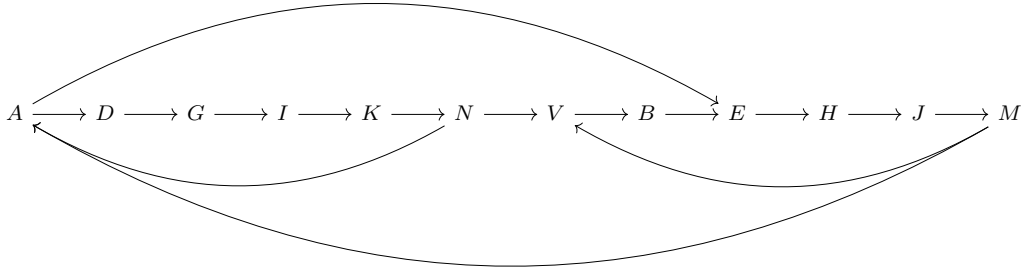
For this range of values of b there are six different invariant graphs displayed in Figures 28–33 of the Appendix. To illustrate how to use the approach introduced in Section 2 to get the exact entropy of a map, in this section we compute it for some values of b . Denote by $h_1 \approx 0.19463$ the logarithm of the positive real root of the polynomial $\lambda^6 - \lambda - 2$ and by $h_2 \approx 0.12639$ the logarithm of the positive real root of the polynomial $\lambda^6 - \lambda - 1$. Next proposition summarizes the behavior of the entropy when $b \in [-3/4, 0]$. We stress the fact that the entropy is discontinuous at $b = -1/36$.

Proposition 27. *Assume $a = -1$ and $b \in (-3/4, 0)$. Then the orbit of $(-b - 2, -1)$ is 5-periodic and we denote it by \mathcal{P} . Also when $b \geq -1/8$ the orbit of $(b, -1)$ is 7-periodic and we denote it by \mathcal{R} . Then*

- (a) *When $b \in (-3/4, -1/5]$, $h(F|_{\Gamma}) = h_1$. Moreover both plateaus go to \mathcal{P} .*
- (b) *When $b \in [-1/5, -1/9]$, $h(F|_{\Gamma}) \geq h_2$. Moreover when $b \in [-1/5, -5/28]$, all plateaus go to \mathcal{P} , while when $b \in [-1/8, -1/9]$ all plateaus go either to \mathcal{P} , or to \mathcal{R} . In between can have a lot of different situations.*
- (c) *When $b \in [-1/9, -1/16]$, $h(F|_{\Gamma}) = h_1$. Moreover all plateaus go either to \mathcal{P} or to \mathcal{R} .*
- (d) *When $b \in [-1/16, -1/36)$, $h(F|_{\Gamma}) \geq \frac{\ln 2}{6}$. Moreover all plateaus go either to \mathcal{P} or to \mathcal{R} .*
- (e) *When $b \in [-1/36, 0)$, $h(F|_{\Gamma}) = 0$. Moreover all plateaus go either to \mathcal{P} or to \mathcal{R} . Also appears two repulsive orbits with periods 5 and 7.*
- (f) *The entropy is discontinuous at $b = -1/36$.*

Proof. (a) First we consider the case $b \in (-3/4, -1/4]$ that corresponds to Figure 28 in the Appendix. Comparing the graphs of Figures 18 and 28 we see that the only difference is that the interval which links the points $R_5 = (-5b, -1)$ and $P_5 = (-b + 4, 4b + 3)$ in Figure 18

is contained in the fourth quadrant (and named J in Figure 18) while in Figure 28 of the Appendix the interval who links these two points has a part in the fourth quadrant (the interval $\overline{R_5S}$ which we name J again) and the other part which is a plateau contained in the first one, which we name W ($W = \overline{SP_5}$). So we use the same notation introduced in the previous case adding the points S and the interval W . As before the intervals C, O, U are plateau edges as the new interval W . We also note that since the interval $L \rightarrow O$ and O collapses, it is not relevant for computing the entropy. The main difference with the previous case is that now $P_7 = F(P_6) = P_2$ and therefore P_2 is a 5-periodic point. What we get, then, is the following Markov oriented graph:



According to Definition 5, $R = \{A, E\}$ is a rom of the above directed graph. Observe that there are only paths of length 6 connecting A and E with themselves; two paths of length 1 and 8 connecting A with E ; and a path of length 4 connecting E with A ; hence, the associated matrix function $A_R(\lambda)$ that appears in Theorem 6 is given by

$$A_R(\lambda) = \begin{pmatrix} \lambda^{-6} & \lambda^{-1} + \lambda^{-8} \\ \lambda^{-4} & \lambda^{-6} \end{pmatrix}$$

and, therefore, the characteristic polynomial of the matrix associated with the directed graph is equal to $(-1)^{10} \lambda^{12} \det(A_R(\lambda) - E) = \lambda^6(\lambda^6 - \lambda - 2)$, and the entropy is h_1 .

Now consider $b \in [-1/4, -1/5]$. For these values of b we have to consider the graphs of Figures 29 ($b \leq -2/9$) and 30 ($b \geq -2/9$) of the Appendix. We only explain the computations for the first case. The second one follows with the obvious adaptations. We have for $i = 1, \dots, 5$, $F(P_i) = P_{i+1}$, $f(P_6) = P_2$, $F(T_1) = T_2$, $F(X_1) = X_2$ and for $i = 1, \dots, 6$, $F(R_i) = R_{i+1}$. Therefore P_2 belongs to a 5-periodic orbit. Following the orbit of R_7 we have $R_8 := (7b, 8b + 1) = F(R_7) \in \overline{R_1P_2}$, $R_9 := (-15b - 2, 16b + 1) = F(R_8) \in \overline{R_3P_3}$, $R_{10} := (-31b - 4, 2b - 1) = F(R_9) \in \overline{R_4P_4}$, $R_{11} := (-33b - 4, -28b - 5) = F(R_{10}) \in \overline{SP_5}$. Hence $F(R_{11}) = P_6$.

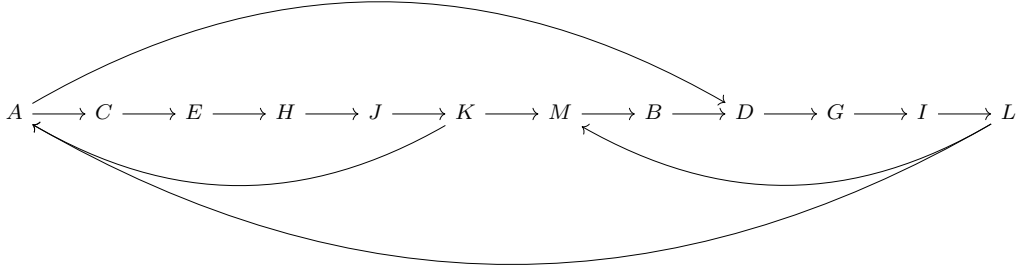
Concerning the plateaus we have the following collapses :

$$\overline{SP_5} \rightarrow P_6, \overline{P_1T_2} \rightarrow P_2, \overline{R_2Q} \rightarrow R_3 \text{ and } F^9(R_3) = P_6.$$

Furthermore $\overline{R_6X_1} \rightarrow \overline{R_7X_2} \rightarrow \overline{R_8P_2} \rightarrow \overline{R_9P_3} \rightarrow \overline{R_{10}P_4} \rightarrow \overline{R_{11}P_5} \rightarrow P_6$, and also $\overline{R_6T_1} \rightarrow \overline{R_7T_2} \rightarrow \overline{R_8P_2} \rightarrow \dots \rightarrow \overline{R_{11}P_5} \rightarrow P_6$.

We name the rest of the intervals: $A := \overline{R_1R_8}$, $B := \overline{P_2R_2}$, $C := \overline{QR_3}$, $D := \overline{R_3R_9}$, $E := \overline{R_3R_4}$, $G := \overline{R_4R_{10}}$, $H := \overline{R_4R_5}$, $I := \overline{R_5S}$, $J := \overline{R_5R_6}$, $K := \overline{X_1R_7}$, $L := \overline{T_1P_6}$, $M := \overline{P_1R_1}$.

The oriented graph for these intervals, which is of Markov type, now is



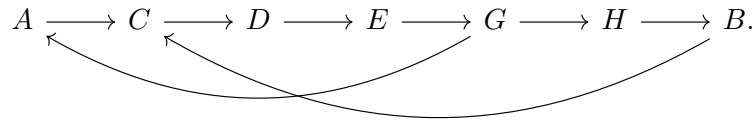
and hence its entropy is, as before, h_1 .

(b) Now we have to consider the graphs of Figures 31 ($b \leq -1/8$) and 32 ($b \geq -1/8$) of the Appendix. As before we only explain with detail the first case. The second one follows with the natural adaptations.

As usual for $i = 1, \dots, 4$, $F(P_i) = P_{i+1}$, for $i = 1, \dots, 6$, $F(R_i) = R_{i+1}$, for $i = 1, 2$, $F(X_i) = X_{i+1}$, $F(T_i) = T_{i+1}$ and $F(Y_1) = Y_2$, $F(Z_1) = Z_2$. Moreover $F(P_5) = P_1$.

We need to take into account some more points of the orbit of T_1 . Namely $T_4 = (-9b, 10b - 1) \in \overline{R_3P_2}$, $T_5 := (-19b, 2b - 1) \in \overline{R_4P_3}$ and $T_6 := (-21b, -16b - 1) \in \overline{SP_4}$. Note that for $i = 1, \dots, 5$ still $F(T_i) = T_{i+1}$.

We consider the intervals $A = \overline{R_1P_1}$, $B = \overline{T_3R_2}$, $C = \overline{R_3T_4}$, $D = \overline{R_4T_5}$, $E = \overline{R_5S}$, $G = \overline{T_1P_5}$ and $H = \overline{T_2R_1}$. With these notations we have that the oriented graph associated to Γ has at least the following coverings:



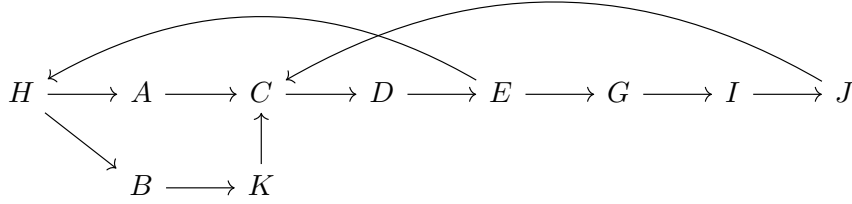
The entropy of this subgraph is h_2 and this ends the proof of the first part of this item.

Concerning the plateaus note that when $b \in [-1/5, -5/28]$, $F^{10}(\overline{R_2Q}) = P_5 \in \mathcal{P}$ and $F^4(\overline{Z_2X_3}) = P_5 \in \mathcal{P}$. When $b \in [-1/8, -1/9]$, we have that $R_8 = (7b, -8b - 1)$ and $F(R_8) = R_2$. Therefore R_2 is a 7-periodic point as claimed. Moreover $F(\overline{Z_2Q}) = R_3 \in \mathcal{R}$.

For items (c), (d) and (e) we have to consider the graph in Figure 33. Note that $F(R_8) = R_2$ and then R_2 is a 7-periodic point. Therefore in all three cases the orbit of the plateaus

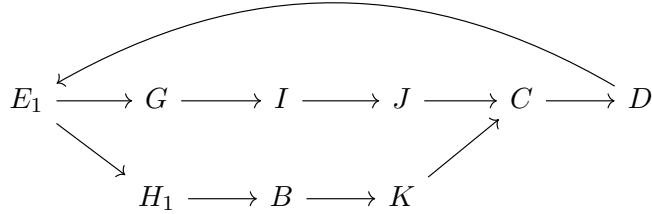
goes to the 5-periodic orbit of P_1 or to the 7-periodic orbit of R_2 . There are five different situations depending of the orbit of the point $T_3 = (9b, -1)$. In general we denote $T_i = F^{i-1}(-5b, 0)$.

(c) We have $T_4 = (-9b, 10b - 1) \in \overline{R_3P_2}$, $T_5 = (-19b, 2b - 1) \in \overline{R_4P_3}$, $T_6 = (-21b, -16b - 1) \in \overline{SP_4}$. Denoting $A = \overline{R_1P_1}$, $B = \overline{T_2R_1}$, $C = \overline{R_3T_4}$, $D = \overline{R_4T_5}$, $E = \overline{R_5S}$, $G = \overline{R_6T_1}$, $H = \overline{T_1P_5}$, $I = \overline{YT_2}$, $J = \overline{X_2T_3}$, and $K = \overline{R_2T_3}$ we obtain the following graph:



An accurate analysis of all other covers in the oriented graph, shows that all the entropy is concentrated in the above graph. This shows that $h(F|_\Gamma) = h_1$ in this range of parameters.

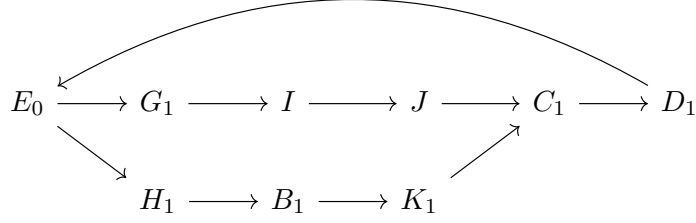
(d) Using the notation introduced in the proof of statement (c), now we have that $T_6 \in \overline{R_5S} = E$ and we need to compute some more points of the orbit. We have $T_7 = (-5b, -36b - 1) \in H$ and $T_8 = (31b, 32b + 1)$. When $b \leq -1/32$ we have that $T_8 \in A$. Now we define $E_1 = \overline{R_5T_6}$, $H_1 = \overline{T_1T_7}$, and we obtain the following graph of coverings:



The entropy of this subsystem is $(\ln 2)/6$.

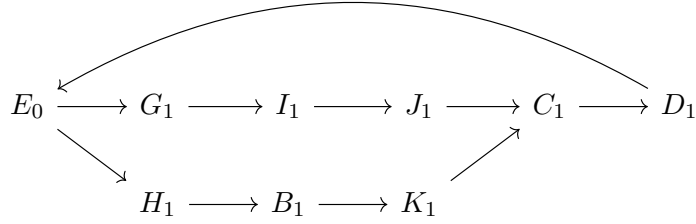
When $b > -1/32$ it is necessary to compute more points of the orbit. Now $T_8 \in B$, $T_9 = (-63b - 2, -1) \in K$, $T_{10} = (63b + 2, -62b - 3) \in C$, $T_{11} = (125b + 4, 2b - 1) \in D$, $T_{12} = (123b + 4, 128b + 3) \in E_1$, $T_{13} = (-5b, 252b + 7) \in G$, and $T_{14} = (-257b - 8, 248b + 7)$.

When $b \in (-1/32, -7/248]$ we have that $T_{14} \in \overline{R_6Y}$. In this situation, denoting $C_1 = \overline{T_{10}T_4}$, $D_1 = \overline{T_{11}T_5}$, $E_0 = \overline{T_{12}T_6}$, $G_1 = \overline{T_{13}T_1}$, $H_1 = \overline{T_7T_1}$, $I = \overline{YT_2}$, $J = \overline{X_2T_3}$, $B_1 = \overline{T_2T_8}$ and $K_1 = \overline{T_3T_9}$ we get the following graph



that has again entropy $(\ln 2)/6$. This ends the proof of (d) when $b \in (-1/32, -7/248]$.

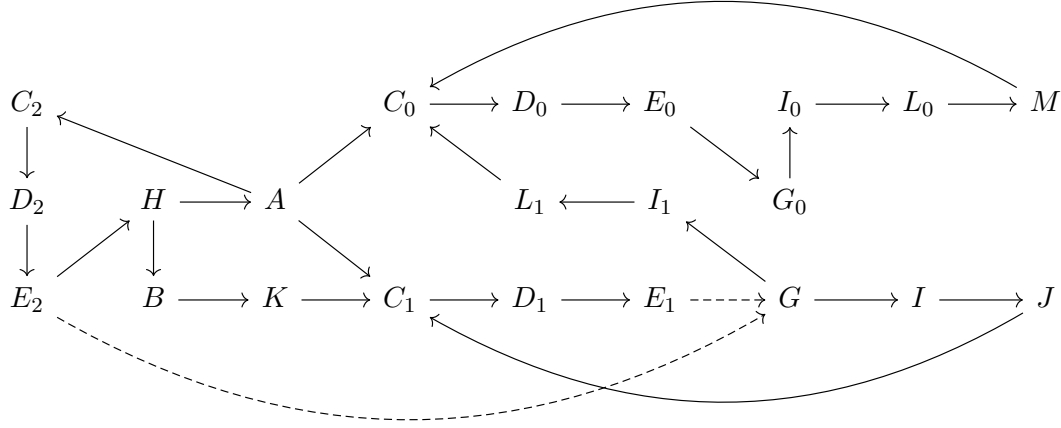
Lastly when $b \in (-7/248, -1/36)$ we have that $T_{14} \in I$ and we need to compute two more points of the orbit of T_1 . Now $T_{15} = (9b, -504b - 15) \in J$, $T_{16} = (495b + 14, -494b - 15) \in \overline{R_3 T_{10}}$. Denoting by $I_1 = \overline{T_2 T_{14}}$ and $J_1 = \overline{T_3 T_{15}}$ we obtain the graph, with the same entropy as the preceding ones



This ends the proof of (d).

(e)-(f) For $b \in [-1/36, 0)$ we have that $T_7 \in G$. Remember that $F(R_8) = R_2$. Now we consider the partition of Γ given by all its vertices and also T_4, T_5 and T_6 . The intervals $\overline{SP_4}$, $\overline{X_1 Y}$ and $\overline{Z_2 Q}$ are plateaus. Note that $F(\overline{SP_4}) = P_5 \in \mathcal{P}$, $F(\overline{Z_2 Q}) = R_3 \in \mathcal{R}$ and $F(\overline{X_1 Y}) = X_2 \rightarrow R_3 \in \mathcal{R}$.

Using the previous notation the resultant intervals are A, B, G, I, H, J, K and $C_0 = \overline{QR_3}$, $C_1 = \overline{R_3 T_4}$, $C_2 = \overline{T_4 P_2}$, $D_0 = \overline{R_3 R_4}$, $D_1 = \overline{R_4 T_5}$, $D_2 = \overline{T_5 P_3}$, $E_0 = \overline{R_4 R_5}$, $E_1 = \overline{R_5 T_6}$, $E_2 = \overline{T_6 S}$, $G_0 = \overline{R_5 R_6}$, $I_0 = \overline{R_6 R_7}$, $I_1 = \overline{R_7 X_1}$, $L_0 = \overline{R_7 Z_1}$, $L_1 = \overline{X_2 R_8}$, $M = \overline{R_8 Z_2}$. We do not consider the remaining intervals because they collapse after two iterations. We note that this partition is not a Markov partition. However we can apply the Remark 4 to obtain an upper bound of the entropy of F . Thus we obtain that the entropy of the following graph is an upper bound for $h(F|_\Gamma)$:



All the covers are fully realized by F except $E_2 \rightarrow G$ and $E_1 \rightarrow G$, and for this reason we plot dashed arrows in these two cases. From Remark 4, this graph (taking into account all type of arrows) has zero entropy and hence $h(F|_\Gamma) = 0$. Observe that, in particular, we have encountered a discontinuity in the entropy at $b = -1/36$, proving item (f).

We also note that in this oriented graph there are two loops with lengths 7 and 5 that force the periodic points $(113b/15, -(112b + 15)/15) \in C_0$ and $(-5b, (-36b + 1)/7) \in H$. From Lemma 21 both periodic orbits are repulsive. \blacksquare

5.5 The case $a = -1$ and $0 \leq b \leq 1$

We separate the analysis in different subcases.

5.5.1 The case $a = -1$ and $0 \leq b \leq 1/2$.

Next proposition shows that when b belongs to the interval $[0, 1/2]$ the entropy of the map is always zero, and describes the dynamics of all points.

Proposition 28. *Assume that $a = -1$, $b \in [0, 1/2]$ and let $p = (-b, 2b - 1) \in Q_3$ be the fixed point of F .*

(a) *If $0 \leq b < 3/16$ then p is the image of one plateau and F has the two 5-periodic orbits:*

$$\mathcal{P} = \{(-5b, -4b+1), (9b-2, -1), (-9b+2, 10b-3), (-19b+4, 2b-1), (-21b+4, -16b+3)\}$$

that contains the image of the other plateau and \mathcal{Q} given by

$$\left\{ \left(\frac{b+2}{7}, \frac{6b-9}{7} \right), \left(\frac{4-5b}{7}, 2b-1 \right), \left(\frac{4-19b}{7}, \frac{16b-3}{7} \right), \left(-5b, \frac{4b+1}{7} \right), \left(\frac{31b-8}{7}, \frac{-32b-1}{7} \right) \right\}.$$

When $b = 3/16$ both orbits coincide. Moreover for $0 \leq b \leq 3/16$ and each $(x, y) \in \Gamma \setminus \{\mathcal{Q}\}$ there exists $n \in \mathbb{N}$ such that $F^n(x, y) \in \mathcal{P} \cup \{p\}$.

(b) If $3/16 < b < 4/15$ then for all $(x, y) \in \mathbb{R}^2$, $F^{22}(x, y) = p$.

(c) If $4/15 \leq b \leq 1/2$ then p is the image of one plateau and F has the two 4-periodic orbits:

$$\mathcal{P} = \{(-5b, -4b + 1), (9b - 2, -8b + 1), (17b - 4, 2b - 1), (15b - 4, 20b - 5)\}$$

that contains the image of the other plateau and

$$\mathcal{Q} = \left\{ \left(\frac{15b - 8}{3}, -4b + 1 \right), \left(\frac{2 - 3b}{3}, \frac{6b - 5}{3} \right), \left(\frac{4 - 9b}{3}, 2b - 1 \right), \left(\frac{4 - 15b}{3}, \frac{1}{3} \right) \right\}$$

or

$$\mathcal{Q} = \left\{ \left(-b, \frac{6b - 5}{3} \right), \left(\frac{2 - 3b}{3}, \frac{6b - 5}{3} \right), \left(\frac{4 - 9b}{3}, 2b - 1 \right), \left(\frac{3b - 4}{3}, \frac{1}{3} \right) \right\}$$

depending on whether $4/15 < b < 4/9$ or $4/9 \leq b \leq 1/2$, respectively. Furthermore, for each $(x, y) \in \Gamma \setminus \{\mathcal{Q}\}$ there exists $n \in \mathbb{N}$ such that $F^n(x, y) \in \mathcal{P} \cup \{p\}$.

Proof. To prove the proposition we need the graphs given in the Appendix. Concerning item (a) we have the four different graphs given in the Figures 34–37. We are going to prove the result in one case; for the other ones the same argument works. Consider the graph given in Figure 37, for $1/6 < b \leq 3/16$. For $i = 1, \dots, 5$ we denote by A_i be the path in Γ joining p with $P_i = F^{i-1}(P_1)$, where $P_1 = (-5b, -4b + 1)$. Direct computations show that for $i = 1, \dots, 4$, $F(A_i) = A_{i+1}$ and $F(A_5) = A_1$. Now we consider the action of F^5 on A_1 . During the transition we have some plateaus. In particular F sends the beginning of A_1 and the end of A_5 to p and P_1 respectively. Hence, F^5 restricted to A_1 is constant at the beginning and also at the end of A_1 , and the graphic of F^5 on A_1 is as in Figure 20.

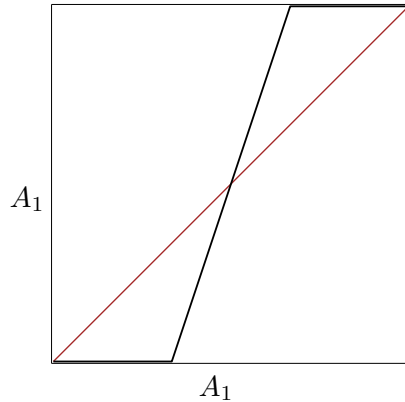


Figure 20: Graphic of F^5 on A_1 when $1/6 < b \leq 3/16$.

The three points on the diagonal are p (the fixed point of F); the point P_1 , which is in \mathcal{P} , and is an attractive periodic orbit; and it appears another fixed point q that corresponds

with a 5-periodic orbit \mathcal{Q} , which is repulsive. Clearly, every point $x \neq q$ in A_1 , tends either, to p or to P_1 , with a finite number of iterations.

Statement (b) is a direct consequence of the Corollary 19. Notice that this case corresponds precisely to the situation considered in Figure 38 where the graph Γ reduces to be the point p .

(c) Lastly for the remaining values of b , $4/15 < b \leq 1/2$ we proceed in a similar way. It can be verified that now the announced orbit \mathcal{P} is, in fact, 4-periodic. We choose the range $1/3 < b \leq 1/2$ to illustrate one of the cases. Looking at Figure 41 of the Appendix we call A_1, A_2, A_3 and A_4 the paths in Γ joining the fixed point p with the points of the periodic orbit as before. Then we get that the graphic of F^4 restricted to A_1 is exactly the one of Figure 20. Now, for F , we have an attractor fixed point, an attractive 4-periodic orbit and a repulsive 4-periodic orbit. ■

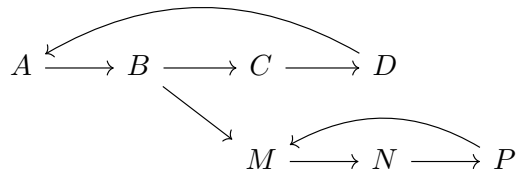
5.5.2 The case $a = -1$ and $1/2 < b \leq 2/3$.

When $b > 1/2$ the point $(-b, 2b - 1)$ is no longer a fixed point and the new fixed point of F is $p := \left(-\frac{(2+b)}{7}5, (2b - 1)/5\right)$ and it is located in Q_2 and does not belong to Γ .

When $1/2 < b \leq 2/3$ the invariant graph which contains all the dynamics of F is the one given in Figure 42 of the Appendix. With the notation of this figure we have that for $i = 1, 2, 3$, $F(P_i) = P_{i+1}$ and $F(P_4) = P_1$; for $i = 1, 2$, $F(R_i) = R_{i+1}$, $F(X_i) = X_{i+1}$ and $F(R_3) = F(R_1)$; $F(Y_1) = Y_2$, $F(Y_2) = F(Q) = R_2$, $F(Z) = R_1$ and $F(S) = P_1$. Concerning the point X_3 we see that $F(X_3) = (-3b + 2, 4b - 3) \in \overline{QP_2}$.

The plateaus are $\overline{R_3Z} \rightarrow R_1$, $\overline{Y_2Q} \rightarrow R_2$, $\overline{P_4S} \rightarrow P_1$. Also $\overline{R_3Y_1} \rightarrow \overline{R_1Y_2} \rightarrow R_2$.

Let $A = \overline{SX_2} \cup \overline{X_2Z}$, $B = \overline{P_1X_3} \cup \overline{X_3R_1}$, $C = \overline{P_2Q}$ and $D = \overline{P_3R_2}$. Furthermore $M = \overline{R_2Y_2}$, $N = \overline{R_2Y_1}$ and $P = \overline{R_3Y_2}$. The oriented graph associated to this partition is of Markov type and it is given by:



Since this graph has zero entropy we get that the map itself has zero entropy. Next proposition describes the dynamics of F .

Proposition 29. *Assume that $a = -1$ and $1/2 < b \leq 2/3$, then $h(F|_\Gamma) = 0$. Let p be the fixed point of F . Then F has two 4-periodic orbits*

$$\mathcal{P} = \{(-b - 2, -1), (b + 2, -3), (b + 4, 2b - 1), (-b + 4, 5)\}$$

that captures one plateau and

$$\mathcal{Q}_1 = \left\{ \left(\frac{b-4}{3}, \frac{4b-1}{3} \right), \left(\frac{25b}{3}, -1 \right), \left(\frac{5b-2}{3}, \frac{-2b-1}{3} \right), \left(\frac{7b-4}{3}, 2b-1 \right) \right\}$$

when $b \geq 4/7$ or

$$\mathcal{Q}_2 = \left\{ \left(\frac{-13b+4}{3}, \frac{4b-1}{3} \right), \left(3b-2, \frac{-14b+5}{3} \right), \left(\frac{5b-2}{3}, \frac{-2b-1}{3} \right), \left(\frac{7b-4}{3}, 2b-1 \right) \right\}$$

when $b \leq 4/7$, and two 3-periodic orbits

$$\mathcal{R} = \{(-b, 2b-1), (-b, -2b+1), (3b-2, -2b+1)\},$$

that captures the other two plateaus, and

$$\mathcal{S} = \left\{ \left(\frac{b-2}{3}, \frac{2b-1}{3} \right), \left(-b, \frac{2b-1}{3} \right), \left(\frac{b-2}{3}, \frac{-2b+1}{3} \right) \right\}.$$

Moreover, when $b \geq 4/7$ (respectively $b \leq 4/7$) for each $(x, y) \in \Gamma$ there exists $n \in \mathbb{N}$ such that $F^n(x, y) \in \mathcal{P} \cup \mathcal{R} \cup \mathcal{Q}_1 \cup \mathcal{S}$ (respectively $F^n(x, y) \in \mathcal{P} \cup \mathcal{R} \cup \mathcal{Q}_2 \cup \mathcal{S}$).

Proof. The fact that $h(F|_\Gamma) = 0$ is proved in the comments before the statement of the proposition. Also the statements about the behaviour of the plateaus are simple computations. To see the rest of the statement we have to consider the graph given in Figure 42 and the partition introduced in the above comments. We notice that the periodic orbits \mathcal{P} and \mathcal{R} are formed for some vertices of the graph: $\mathcal{P} = \{P_1, P_2, P_3, P_4\}$ and $\mathcal{R} = \{R_1, R_2, R_3\}$.

Looking at the oriented graph it can be seen that if a point in Γ satisfies that its iterates never meet $\mathcal{P} \cup \mathcal{R}$. As a consequence, after some iterates it has to follow one of the two loops $ABCD$ or MNP . Since from Proposition 21 these loops have associated only one periodic orbit (which must be \mathcal{Q}_1 or \mathcal{Q}_2 and \mathcal{S}) that is repulsive we obtain the desired result. \blacksquare

5.5.3 The case $a = -1$ and $2/3 < b \leq 5/7$.

For this range of values of b we have to consider the graph Γ given Figure 43.

We notice that the periodic orbit \mathcal{P} introduced in the above proposition still survives when $2/3 < b \leq 5/7$, while the orbit \mathcal{R} is transformed in

$$\mathcal{X} = \{X_5 = (3b-2, 1-2b), X_6 = (5b-4, 2b-1), X_7 = (-7b+4, 4b-3)\}.$$

As usual the notation of the points has dynamical meaning. That is, for $i = 1, 2, 3$, $F(P_i) = P_{i+1}$ and $F(P_4) = P_1$. For $i = 1, \dots, 6$, $F(X_i) = X_{i+1}$ and $F(X_7) = X_5 = F(W)$. For $i = 1, \dots, 7$, $F(R_i) = R_{i+1}$. For $i = 1, 2$, $F(Z_i) = Z_{i+1}$ and $F(Z_3) = R_7$. $F(Y_1) =$

$Y_2, F(T_1) = T_2$ and $F(T_2) = F(Y_2) = X_3$. Lastly $F(Q) = Z_2$ and $F(S) = P_1$. Note that $R_8 = (29b - 20, 2b - 1)$, and its position depends on the sign of $29b - 20$.

There are five plateaus. The first one $\overline{SP_4}$ which is captured by the orbit \mathcal{P} . The second one $\overline{WX_4}$ which is captured by the orbit \mathcal{X} . The third one $\overline{T_2X_2}$ which is also captured by the orbit \mathcal{X} . The two remaining plateaus $\overline{R_6Z_3}$ and $\overline{QZ_1}$ are captured by the orbit of R_8 and their behaviors will depend on b . We also observe that there are other intervals in the partition that collapse to a point after some iterates. Namely

$$\overline{R_4Q} \rightarrow \overline{R_5Z_2} \rightarrow \overline{Z_3R_6} \rightarrow R_7, \overline{X_2X_5} \rightarrow \overline{X_3X_6} \rightarrow \overline{X_4X_7} \rightarrow X_5$$

and $\overline{X_7Y_1} \rightarrow \overline{X_2X_5} \cup \overline{X_2Y_2}$ and $\overline{X_4T_1} \rightarrow \overline{X_5X_2} \cup \overline{X_2T_2}$.

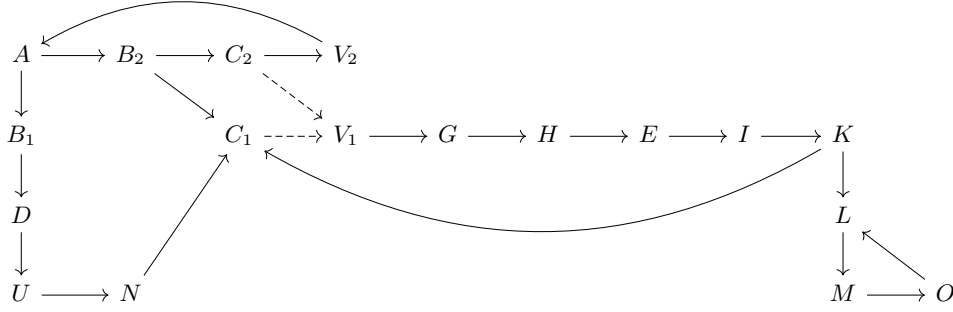
Proposition 30. *Consider $a = -1$ and $2/3 < b \leq 5/7$, and let p be the fixed point of F . Then the following hold:*

- (a) *For $b \in (2/3, 603/874)$ the map F has zero entropy. Moreover the plateaus are absorbed by \mathcal{P}, \mathcal{X} and in certain cases by an additional periodic orbit.*
- (b) *For $b \in [563/816, 5/7]$ the map has positive entropy.*
- (c) *For $b \in [603/874, 563/816]$ there exists a subinterval $X \subset \Gamma$ invariant by F^7 such that any point of Γ except a 3-periodic orbit, a 7-periodic orbit, a 4-periodic orbit and the preimages of these orbits, visit X ; the map $F^7|_X$ is semi-conjugated to the trapezoidal map $T_{1/16, 1/16, Z}$ with $Z = \frac{45-60b}{48b-29}$ and there exists $\beta \in (603/874, 563/816)$ such that $h(F|_\Gamma) = 0$ for $b \in (603/874, \beta]$ while $h(F|_\Gamma) > 0$ and non-decreasing when $b \in (\beta, 563/816]$.*

Proof. To prove item (a) first we consider the subcase $b \leq 20/29$. We consider the Figure 43 with the partition given by the marked points. As usual we do not consider in the analysis of the oriented graph the intervals of the partition that collapse after some iterations. These intervals are described in the comments before the statement of the Proposition.

We denote the rest of the intervals as follows: $A = \overline{SR_2}$, $G = \overline{R_2W}$, $B_2 = \overline{P_1X_1}$, $B_1 = \overline{X_1R_3}$, $H = \overline{R_3X_5}$, $C_2 = \overline{P_2R_7}$, $C_1 = \overline{R_7X_5}$, $D = \overline{X_2R_4}$, $E = \overline{Z_1X_6}$, $I = \overline{Z_2Y_1}$, $K = \overline{Z_3Y_2}$, $L = \overline{T_2X_3}$, $M = \overline{X_3T_1}$, $O = \overline{X_4T_2}$, $V_1 = \overline{R_1X_6}$, $V_2 = \overline{R_1P_3}$, $U = \overline{X_3R_5}$ and $N = \overline{X_4R_6}$.

We have that $R_8 = (29b - 20, 2b - 1) \in V_1$, and then $F(C_2)$ contains V_2 and a subset of V_1 and $F(C_1)$ is a subset of V_1 . Hence C_1, C_2 do not cover V_1 . We are going to assume that C_1, C_2 cover V_1 and we will see that the corresponding oriented graph has zero entropy. This graph looks like:



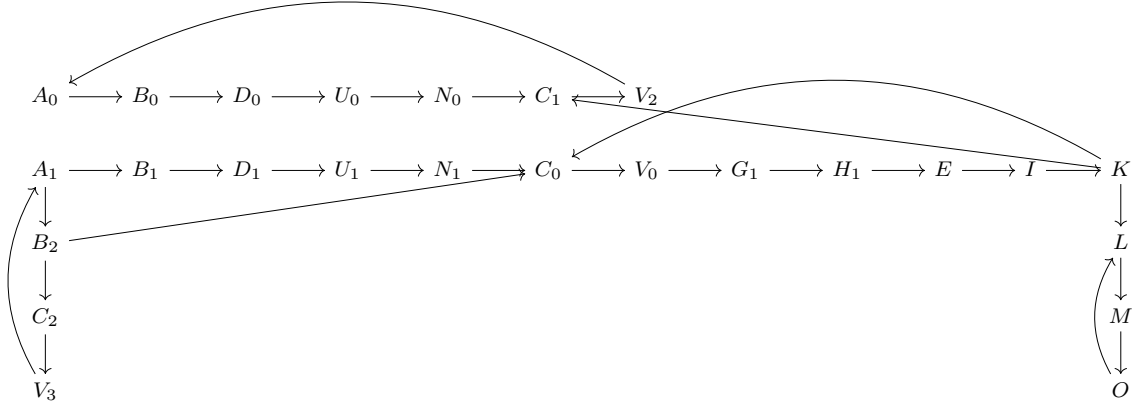
Taking in consideration the rome $\{A, C_1, L\}$ and applying Theorem 6 we obtain that this graph has zero entropy. So F has zero entropy.

From the comments before this proposition we know that the orbit of R_8 determines the behavior of the plateaus. Moreover since $R_8 \in V_1$ we see from the graph that its orbit either is captured for some plateau which forces that: either R_8 is periodic; or it is absorbed by the orbit \mathcal{X} ; or it is absorbed by the 3-periodic orbit forced by the loop LMO . In any case either R_8 is periodic or it is absorbed by \mathcal{X} . This ends the proof of the first statement in this case.

Assume now that $b \in (20/29, 603/874]$. In this situation $R_8 \in V_2$ and we need to consider some points of its orbit. Some computations give $R_9 = (27b - 20, 28b - 19) \in A$, $R_{10} = (38 - 55b, -1) \in B_1$, $R_{11} = (38 - 55b, 37 - 54b) \in D$, $R_{12} = (-b, 75 - 108b) \in U$, $R_{13} = (109b - 76, 108b - 75) \in N$, $R_{14} = (150 - 217b, 218b - 151) \in C_1$, $R_{15} = (300 - 435b, 2b - 1) \in V_1$, $R_{16} = (433b - 300, 301 - 436) \in G$, $R_{17} = (3b - 2, 870b - 601) \in H$, $R_{18} = (-867b + 598, 874b - 603) \in \overline{Z_1 R_4}$. Note that $\overline{Z_1 R_4}$ is a collapsing interval and $F^3(\overline{Z_1 R_4}) = R_7$. In particular R_8 belongs to a 14-periodic orbit.

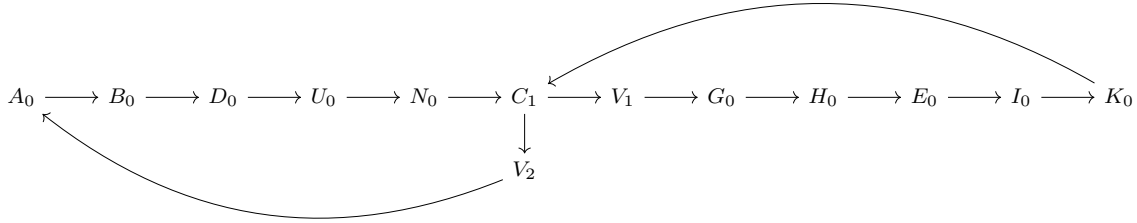
We consider the associated partition and rename the intervals in the following way $A_0 = \overline{R_9 R_2}$, $A_1 = \overline{R_9 S}$, $G_0 = \overline{R_2 R_{16}}$, $G_1 = \overline{R_{16} W}$, $B_2 = \overline{P_1 X_1}$, $B_1 = \overline{X_1 R_{10}}$, $B_0 = \overline{R_{10} R_3}$, $H_0 = \overline{R_3 R_{17}}$, $H_1 = \overline{R_{17} X_5}$, $C_2 = \overline{P_2 R_7}$, $C_1 = \overline{R_7 R_{14}}$, $C_0 = \overline{R_{14} X_5}$, $D_0 = \overline{R_4 R_{11}}$, $D_1 = \overline{R_{11} X_2}$, $E = \overline{Z_1 X_6}$, $I = \overline{Z_2 Y_1}$, $K = \overline{Z_3 Y_2}$, $L = \overline{X_3 T_2}$, $M = \overline{X_3 T_1}$, $O = \overline{X_4 T_2}$, $V_0 = \overline{X_6 R_{15}}$, $V_1 = \overline{R_{15} R_1}$, $V_2 = \overline{R_1 R_8}$, $V_3 = \overline{R_8 P_3}$, $U_0 = \overline{R_5 R_{12}}$, $U_1 = \overline{R_{12} X_3}$, $N_0 = \overline{R_6 R_{13}}$ and $N_1 = \overline{R_{13} X_4}$.

In our situation $F^3(V_1) = F^2(G_0) = F(H_0) \subset \overline{Z_1 R_4}$ that collapses. So we collapse V_1, G_0 and H_0 . Thus, after these collapses, the map is Markov and the associated oriented graph is



It has zero entropy. This ends the proof of (a).

(b) First we consider the case $b \in [563/816, 1201/1740]$. We keep the notation used in the previous item. Now $R_{18} \in E$ and we need to compute some more iterates. Let $R_{19} = (-7b + 4, -1740 + 1201) \in I$, $R_{20} = (1747b - 1206, 1734b - 1197) \in K$ and $R_{21} = (-3481b + 2402, 3482b - 2403) \in \overline{X_3 R_{14}}$. We also need to split E as $E_0 = \overline{R_{18} Z_1}$ and $E_1 = \overline{X_6 R_{18}}$; I as $I_0 = \overline{Z_2 R_{19}}$ and $I_1 = \overline{R_{19} Y_1}$. Lastly K splits as $K_0 = \overline{Z_3 R_{20}}$ and $K_1 = \overline{R_{20} Y_2}$. With this notation we have the following graph of coverings



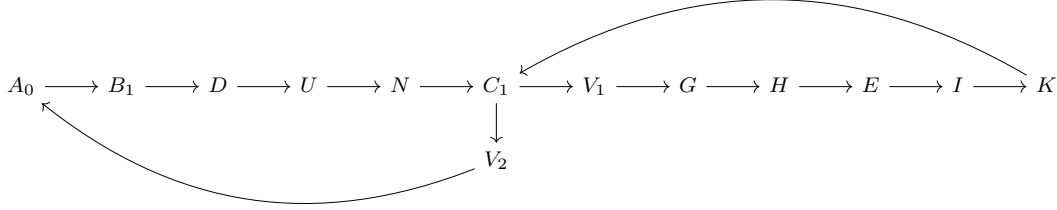
It gives positive entropy.

When $b \in (1201/1740, 301/436]$, $R_{19} \in \overline{X_7 Y_1}$ and we do not need to consider R_{20} and successive images. Moreover we do not split the intervals I and K . Thus we obtain the same graph that in the previous case changing I_0 and K_0 by I and K . Moreover in this case the orbit \mathcal{X} captures R_8 .

When $b \in (301/436, 38/55]$, $R_{16} \in \overline{W X_7}$ and we do not need to consider the orbit after R_{16} . Then we do not split the intervals G, H, E, I, K . Moreover the last graph of coverings, also works putting G, H, E, I, K instead G_0, H_0, E_0, I_0, K_0 . Moreover in this case the orbit \mathcal{X} also captures R_8 .

Lastly when $b \in (38/55, 5/7]$, $R_{10} \in B_2$. then we do not need to consider R_i for $i \geq 11$. Then rename the intervals as:

$A_0 = \overline{R_9 R_2}$, $B_1 = \overline{R_3 X_1}$, $H = \overline{R_3 X_5}$, $C_1 = \overline{X_5 P_7}$, $D = \overline{X_2 R_4}$, $E = \overline{Z_1 X_6}$, $I = \overline{Y_1 Z_2}$, $K = \overline{Z_3 Y_2}$, $V_1 = \overline{X_6 R_1}$, $V_2 = \overline{R_1 R_8}$, $U = \overline{X_3 R_5}$, $N = \overline{X_4 R_6}$ and we get the following oriented graph of coverings



It also gives positive entropy. In this case the orbit of R_8 depends on b .

(c) Assume $b \in [603/874, 563/816]$ and let $X = \overline{R_{15}R_8}$. The points of X can be written as $(x, 2b - 1)$ where $x \in [300 - 435b, 29b - 20]$. It occurs that $F^7(X) \subset X$. More precisely we have $F^7(x, 2b - 1) = (g(x), 2b - 1)$ where $g : [300 - 435b, 29b - 20] \rightarrow [300 - 435b, 29b - 20]$ is defined by

$$g(x) = \begin{cases} 4 - 3b + 16x & \text{if } x \in [300 - 435b, 2b - 3/2], \\ 29b - 20 & \text{if } x \in [2b - 3/2, 0], \\ 29b - 16x - 20 & \text{if } x \in [0, 29b - 20]. \end{cases}$$

An inspection of the dynamics out X shows that the only points in Γ that do not visit X are the 4-periodic orbit that is given by the fixed point of $F_1 \circ F_4 \circ F_3 \circ F_2$, the 3-periodic orbit given by the fixed point of $F_3 \circ F_2^2$, and the 7-periodic orbit given by the fixed point of $F_3 \circ F_2^2 \circ F_4 \circ F_2^2 \circ F_4$, all of them repulsive, and its preimages.

The rest of the proof of item (c) follows the same steps as the proof of item (d) of Proposition 26 and we omit it. ■

5.5.4 The case $a = -1$ and $5/7 < b \leq 1$.

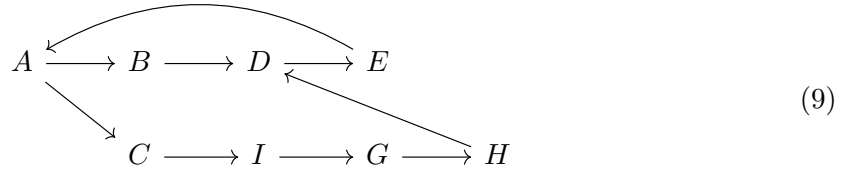
We are going to prove that for these values of b the map always has positive entropy (except for $b = 1$). From the Appendix we see that we have 11 different graphs, and among them, there are some ones which are really complex. We resume all results in the next three Propositions.

Proposition 31. *When $5/7 < b \leq 4/5$ the map has positive entropy.*

Proof. We take into account two different cases.

Consider first $5/7 < b \leq 3/4$. For these values of b we have three different invariant graphs, the ones given in Figures 44–46. We take into account three more points of the orbit of R_6 , $R_7 = (15b - 10, -14b + 9) \in \overline{X_5P_2}$, $R_8 = (29b - 20, 2b - 1) \in \overline{R_1P_3}$ and $R_9 = (27b - 20, 28b - 19) \in \overline{Y_2P_4}$.

Consider the intervals $A = \overline{Y_2R_2}$, $B = \overline{Y_3X_1}$, $C = \overline{X_1R_3}$, $D = \overline{X_5R_7}$, $E = \overline{R_1R_8}$, $I = \overline{X_2R_4}$, $G = \overline{X_3R_5}$ and $H = \overline{X_4R_6}$. The coverings between these sets are illustrated in the following diagram:



This particular graph has two loops of length 4 and 7 respectively with arome consisting of a unique interval, say A . Hence its entropy is the logarithm of the greatest root of $\lambda^7 - \lambda^3 - 1$, that is $h_3 \approx 0.12943$. If we made the oriented graph of the entire partition explicit in the corresponding figures, these two loops would appear, and perhaps others. Therefore the entropy of F is greater than or equal than h_3 .

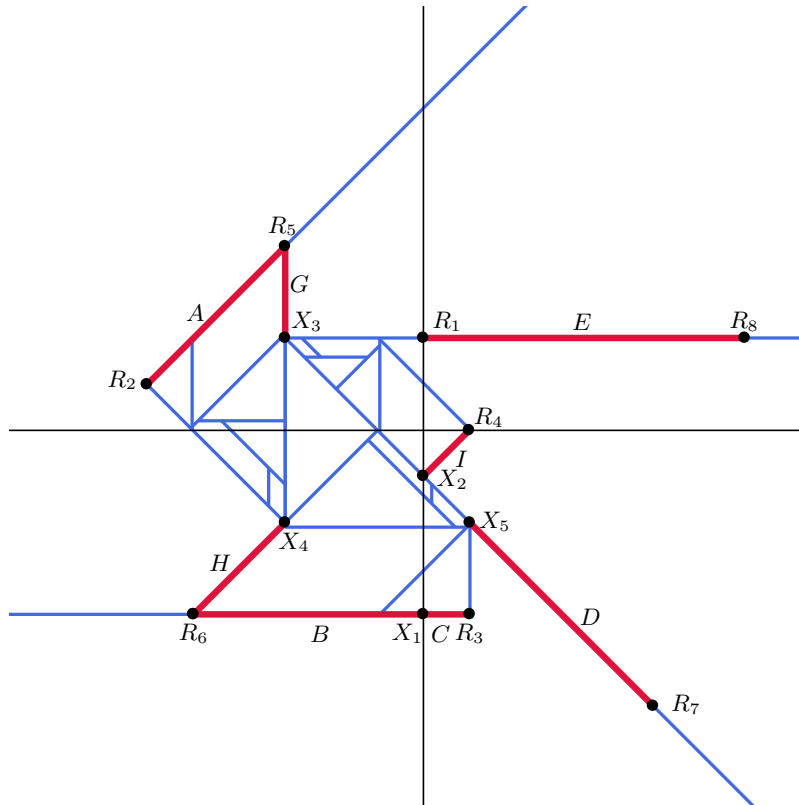


Figure 21: Partial view of the graph Γ for $a = -1$ and $3/4 < b \leq 154/205$, given in Figure 47, whose dynamics includes the one described in the diagram (9). The same dynamics occurs for the cases and graphs in Figures 48–54, with the analogous points R_i, X_i and sets A – H .

Next, consider $3/4 < b \leq 4/5$. We proceed in the same manner, getting a lower bound of the entropy of F . This case comprehends the 8 different graphs given in Figures 47–54. In all the cases we consider the following intervals: $A = \overline{R_5 R_2}$, $B = \overline{R_6 X_1}$, $C = \overline{X_1 R_3}$, $D = \overline{X_5 R_7}$,

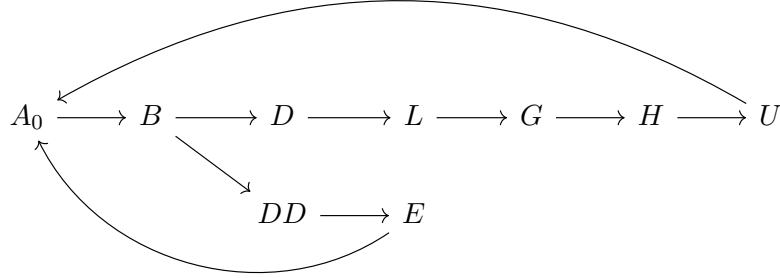
$E = \overline{R_1 R_8}$, $I = \overline{X_2 R_4}$, $G = \overline{X_3 R_5}$, $H = \overline{X_4 R_6}$, see Figure 21. With this notation we get that the dynamics of $F|_\Gamma$ contains the oriented graph (9), which has positive entropy. ■

Proposition 32. *When $a = -1$ and $4/5 < b < 1$ the map $F|_\Gamma$ has positive entropy.*

Proof. We consider the graph given in Figure 55 and we will follow the orbit of P_{11} . To prove the statement we consider three different cases.

Assume first that $4/5 < b \leq 6/7$. We add some new points of the R_1 and X_1 orbits namely, $X_7 = (3b - 4, 4b - 3) \in \overline{R_2 R_5}$, $X_8 = (-7b + 6, -1) \in \overline{X_1 R_3}$, $R_7 = (2 - b, 2b - 3) \in \overline{X_5 P_2}$, $R_8 = (4 - 3b, 2b - 1) \in \overline{X_6 P_3}$ and $R_9 = (2 - b, 2b - 3) \in \overline{R_5 S}$.

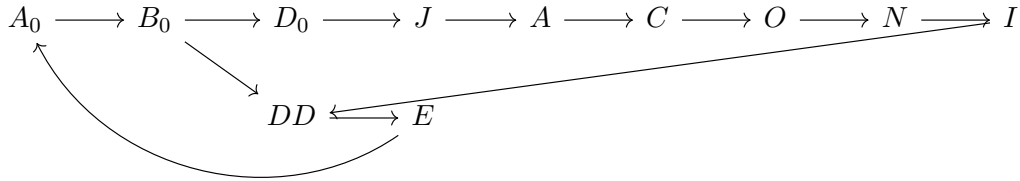
Now we define: $G = \overline{R_2 T}$, $A_0 = \overline{R_5 X_7}$, $B = \overline{R_6 X_1}$, $D = \overline{X_2 X_5}$, $DD = \overline{X_5 R_7}$, $H = \overline{R_3 X_5}$, $U = \overline{R_4 X_6}$, $L = \overline{X_3 R_1}$, $E = \overline{X_6 R_8}$. The covers between these sets are:



Therefore $h(F|_\Gamma) \geq h_3 \approx 0.12943$ where recall that h_3 is the logarithm of the positive real root of $\lambda^7 - \lambda^3 - 1$.

Assume now that $6/7 < b \leq 12/13$. We shall follow the same steps than the previous case. Now $X_8 \in B$ and we have to consider $X_9 = (7b - 6, -6b + 5) \in D$ and $X_{10} = (13b - 12, 2b - 1) \in L$.

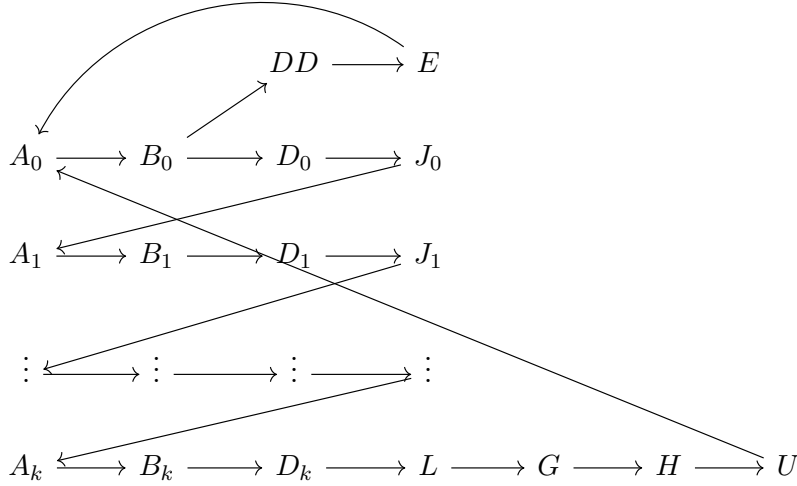
The new considered sets are: $A = \overline{R_2 X_7}$, $A_0 = \overline{R_5 X_7}$, $B_0 = \overline{R_6 X_8}$, $C = \overline{X_1 R_3}$, $D_0 = \overline{X_5 X_9}$, $DD = \overline{X_5 R_7}$, $O = \overline{X_2 Q}$, $N = \overline{R_5 X_3}$, $J = \overline{R_1 X_6}$, $E = \overline{X_6 R_8}$, $I = \overline{X_4 R_6}$. With this notation we obtain the following oriented graph of covers for these intervals



Then we know that the entropy of F is greater than or equal to h_4 , the logarithm of the positive root of $\lambda^{11} - \lambda^7 - 1$ that is $h_4 \approx 0.100504$.

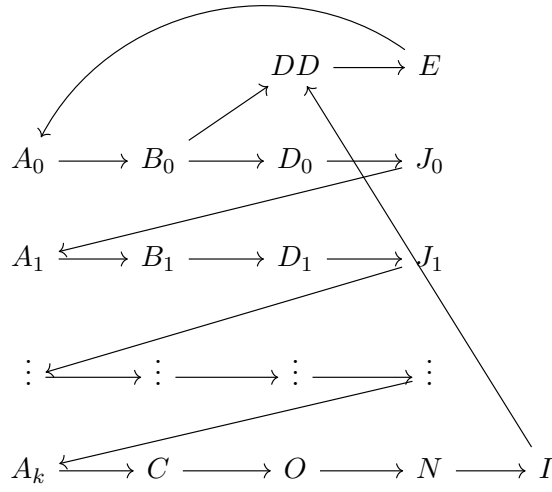
Lastly assume that $12/13 < b < 1$. Now, the main difference with the previous case is that $X_{10} \in J$. Then we name $J_0 = \overline{X_{10} X_6}$, and we rename $J = \overline{R_1 X_{10}}$, $B = \overline{X_1 X_8}$, $D =$

$\overline{X_2 X_9}$, $DD = \overline{X_5 R_7}$ and we maintain the previous notation for the rest of the intervals. Note that $F(J) \subset A$, $F(B) = D$, while $F(A) = C \cup B$ and $F(D) = J \cup L$. We note that the positive orbit of X_6 at some point leaves $A \cup B \cup J \cup D$. If this doesn't happen we would have that the orbit by $F^4 = F_4 \circ F_3 \circ F_2 \circ F_1$ of X_6 is entirely contained in J which has no sense because $(F_4 \circ F_3 \circ F_2 \circ F_1)|_J$ is linear, expansive and its fixed point does not belong to J . Therefore there exists $n > 5$ such that $F^n(X_6) \notin A \cup B \cup J \cup D$. Clearly either $n = 4k + 2$ and $F^n(X_6) \in C$ for some $k \geq 1$ or $n = 4k$ and $F^n(X_6) \in L$ for some $k \geq 2$. Now consider the first case. We add to the graph the points of the orbit of X_6 until $F^{4k+1}(X_6)$. This gives a natural partition of the intervals J, B and D into k subintervals and A into $k+1$ subintervals. We write for $i \in \{1, \dots, k-1\}$, $J_i = \overline{F^{4i}(X_6)F^{4(i+1)}(X_6)}$, $A_i = \overline{F^{4i+1}(X_6)F^{4(i-1)+1}(X_6)}$, $B_i = \overline{F^{4i+2}(X_6)F^{4(i-1)+2}(X_6)}$, $D_i = \overline{F^{4i+3}(X_6)F^{4(i-1)+3}(X_6)}$ and $J_k = \overline{F^{4k}(X_6)R_1}$, $A_k = \overline{F^{4k+1}(X_6)F^{4k-3}(X_6)}$, $B_k = \overline{F^{4k-2}(X_6)X_1}$, $D_k = \overline{F^{4k-1}(X_6)X_2}$ and $A_{k+1} = \overline{F^{4k+1}(X_6)R_2}$. With this notation we have



This graph has a rome A_0 with two loops of lengths 4 and $4k + 7$, that gives positive entropy. This ends the proof for the first case.

In the second case we add to the graph the points of the orbit of X_6 until $F^{4k-1}(X_6)$. This gives a natural partition of the intervals A, B and D into k subintervals and a partition of J into $k-1$ subintervals. We write for $i \in \{1, \dots, k-1\}$, $A_i = \overline{F^{4i+1}(X_6)F^{4(i-1)+1}(X_6)}$, $B_i = \overline{F^{4i+2}(X_6)F^{4(i-1)+2}(X_6)}$, $D_i = \overline{F^{4i+3}(X_6)F^{4(i-1)+3}(X_6)}$ and $A_k = \overline{R_2 F^{4k-3}(X_6)}$, $B_k = \overline{F^{4k-2}(X_6)X_1}$ and $D_k = \overline{F^{4k-1}(X_6)X_2}$. On the other hand the interval J splits into $k-1$ subintervals that we will write for $i \in \{1, \dots, k-2\}$, $J_i = \overline{F^{4i}(X_6)F^{4(i+1)}(X_6)}$ and $J_{k-1} = \overline{R_1 F^{4(k-1)}(X_6)}$. With this notation we obtain the following oriented graph:



This graph has also arome A_0 with two loops of lengths 4 and $4k + 7$, that gives positive entropy. This ends the proof for the second case and ends also the proof of the proposition. ■

Remark 33. In the proof of the last item of the above proposition, it is not difficult to see that $k \rightarrow \infty$ when $b \rightarrow 1^-$. This fact, together with accurate computations, and the use of Remark 4 allow us to prove $\lim_{b \rightarrow 1^-} h(F|_\Gamma) = 0$. We do not give the details here, to do not unnecessarily prolong the work.

Proposition 34. *Assume that $a = -1$ and $b = 1$. Then:*

- (a) *The map has zero entropy.*
- (b) *The map F has two 4-periodic orbits*

$$\mathcal{P} = \{(-3, -1), (3, -3), (5, 1), (3, 5)\} \text{ and } \mathcal{X} = \{(-1, 1), (-1, -1), (1, -1), (1, 1)\}$$

that absorb the three plateaus and one 3-periodic orbit

$$\mathcal{S} = \left\{ \left(-\frac{1}{3}, -\frac{1}{3} \right), \left(-\frac{1}{3}, \frac{1}{3} \right), \left(-1, \frac{1}{3} \right) \right\}.$$

Furthermore, for each $(x, y) \in \Gamma$ there exists $n \in \mathbb{N}$ such that $F^n(x, y) \in \mathcal{P} \cup \mathcal{X} \cup \mathcal{S}$.

Proof. Consider the graph in the next picture, which is the one corresponding to $b = 1$ with the defined partition. We begin by listing the intervals that collapse under the action of F , that is $\overline{SP_4} \rightarrow P_1 \in \mathcal{P}$, $\overline{R_2X_4} \rightarrow X_5 \in \mathcal{X}$, $\overline{R_1X_3} \rightarrow \overline{R_2X_4} \rightarrow X_5 \in \mathcal{X}$ and $\overline{X_1X_5} \rightarrow \overline{X_2X_6} \rightarrow X_3 \in \mathcal{X}$, where the points R_i 's and X_i 's are defined below.

5.6 Case $a = -1$ and $1 < b < 2$

From the Appendix we see that we have four different graphs (Figures 56–59) for different values of b between 1 and 2. We observe that all of them have a subgraph which is invariant by F , the one given in the next Figure 23. Apart from the natural vertices we added in this figure some more points that we need for the computations. Namely $R_3 \in \overline{Z_2 P_2}$, $R_4 \in \overline{Z_3 P_3}$ from the orbit of R_1 , $R_0 \in \overline{Y_1 Z_2}$ a preimage of R_1 , and $X_0 \in \overline{X_3 Z_1}$ a preimage of X_1 . Note also that $X_5 = (2 - b, 2b - 3) \in \overline{X_2 Z_2}$.

We have some intervals which after some iterates reduce to a single point, among them:

$$\overline{P_4 S} \rightarrow P_1, \overline{Z_1 X_0} \rightarrow \overline{Z_2 X_1} \rightarrow \overline{Z_3 X_2} \rightarrow X_3, \overline{Y_1 R_0} \rightarrow \overline{Y_2 R_1} \rightarrow \overline{Y_3 R_2} \rightarrow R_3$$

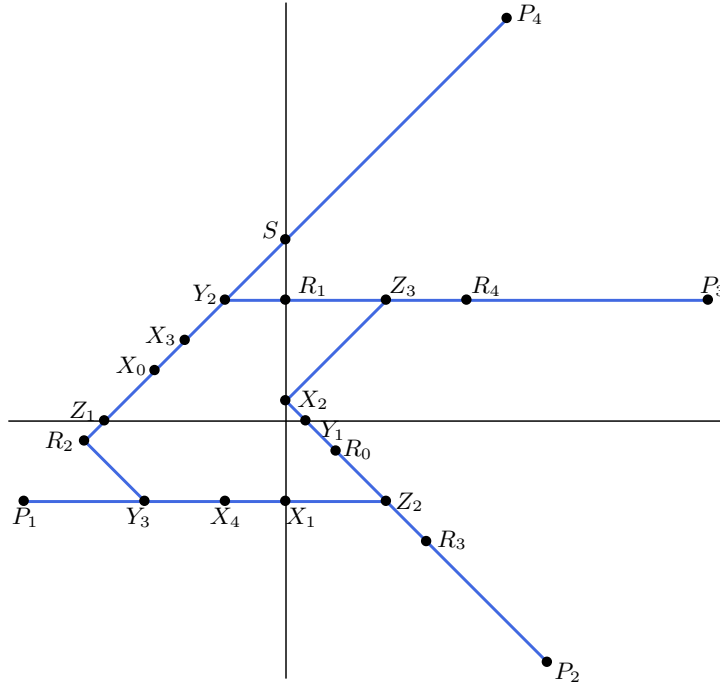


Figure 23: External part of the graph Γ for $a = -1$ and $1 < b \leq 2$. Here $S = (0, b + 1)$, $Y_2 = (b - 2, 2b - 1)$, $X_3 = (-b, 1)$, $Z_1 = (-b - 1, 0)$, $R_2 = (-2b, -b + 1)$, $Y_3 = (-3b + 2, -1)$, $X_4 = (b - 2, -1)$, $X_1 = (0, -1)$, $Z_2 = (b, -1)$, $Y_1 = (b - 1, 0)$, $X_2 = (0, b - 1)$, $Z_3 = (b, 2b - 1)$, $R_1 = (0, 2b - 1)$, $P_1 = (-b - 2, -1)$, $P_2 = (b + 2, -3)$, $P_3 = (b + 4, 2b - 1)$, $P_4 = (-b + 4, 5)$, $R_3 = (3b - 2, -2b + 1)$, $R_4 = (5b - 4, 2b - 1)$, $R_0 = (b/2, b/2 - 1)$ and $X_0 = (-b/2 - 1, b/2)$.

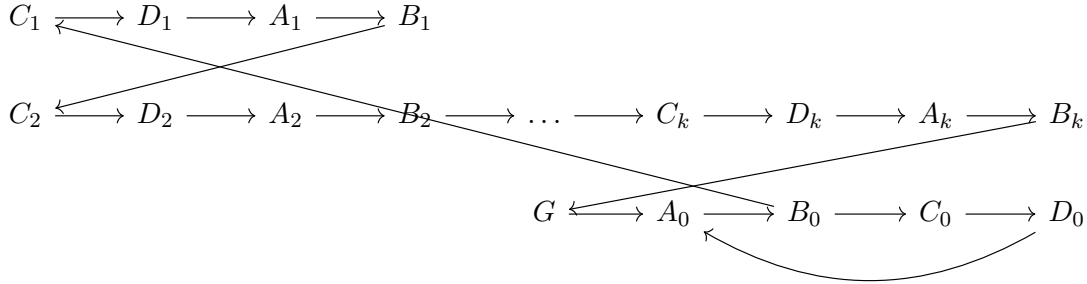
We introduce some notation. Set $A = \overline{X_3 X_0}$, $B = \overline{X_4 X_1}$, $C = \overline{Z_2 R_0}$, $D = \overline{Z_3 R_1}$, $A_0 = \overline{X_3 Y_2}$, $B_0 = \overline{Y_3 X_4}$, $C_0 = \overline{Z_2 R_3}$, $D_0 = \overline{Z_3 R_4}$, $E = \overline{Z_1 R_2}$, $G = \overline{Y_1 X_2}$.

Notice that $F(A) = B$ and $F(C) = D$ while $F(B) \subset C \cup \overline{X_2 R_0}$ and $F(D) = A \cup \overline{R_2 X_0}$.

Proposition 35. *Assume that $a = -1$ and $b \in (1, 2)$. Then $h(F|_{\Gamma}) > 0$.*

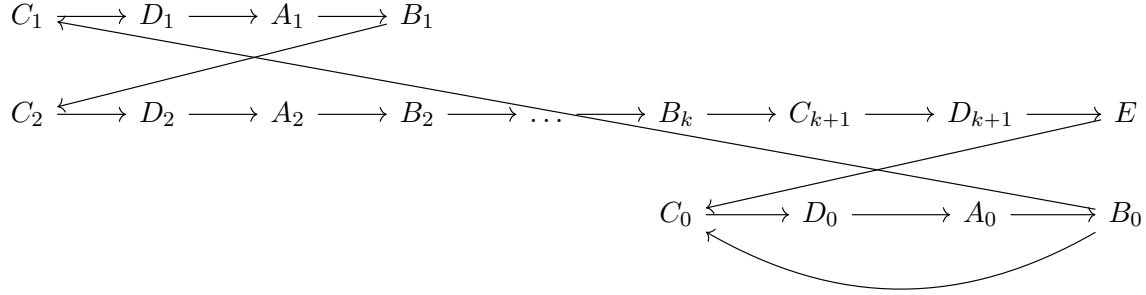
Proof. First we consider the case when $b \in (1, 4/3)$. In this situation $X_5 \in C$. The proof follows the same ideas used to prove the third case in Proposition 32. We will pursue the orbit of X_3 . Note that this orbit cannot be contained in $A \cup B \cup C \cup D$, because in this situation the orbit by $F^4 = F_1 \circ F_4 \circ F_3 \circ F_2$ of X_3 is entirely contained in A . This is not possible because the map F^4 restricted to A is linear, expansive and its fixed point does not belong to A . So there exists n be such that $F^n(X_3) \notin A \cup B \cup C \cup D$. Note that there are only two possibilities either $n = 4k$ or $n = 4k + 2$ for some $k \geq 1$. In the first case $F^{4k}(X_3) \in \overline{R_2 X_0}$. In the second one $F^{4k+2}(X_3) \in \overline{R_0 X_2}$.

We investigate the first case. We introduce in the partition the orbit of X_3 until $F^{4k-1}(X_3)$. This gives the points $F^4(X_3), \dots, F^{4k-4}(X_3) \in A$, $F^5(X_3), \dots, F^{4k-3}(X_3) \in B$, $F^2(X_3), \dots, F^{4k-2}(X_3) \in C$ and $F^3(X_3), \dots, F^{4k-1}(X_3) \in D$. In this way we obtain k subintervals of A that we denote for $0 < i < k$ as $A_i = \overline{F^{4(i-1)}(X_3)F^{4i}(X_3)}$ and $A_k = \overline{F^{4(k-1)}(X_3)X_0}$. With the same spirit we denote for $0 < i < k$ the following intervals $B_i = \overline{F^{4(i-1)+1}(X)F^{4i+1}(X_3)}$ and $B_k = \overline{F^{4(k-1)+1}(X_3)X_1}$. In the interval C we will consider the intervals $C_1 = \overline{Z_2 F^2(X_3)}$ and for $i = 2, \dots, k$, $C_i = \overline{F^{4(i-2)+2}(X_3)F^{4(i-1)+2}(X_3)}$. Lastly, in the interval D we will consider the subintervals $D_1 = \overline{Z_3 F^3(X_3)}$ and for $i = 2, \dots, k$, $D_i = \overline{F^{4(i-2)+3}(X_3)F^{4(i-1)+3}(X_3)}$. With this notation we obtain the following graph:



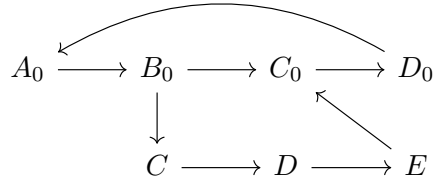
This graph has B_0 as a rome and two loops, one of length $4k + 3$ and the other with length 4. This gives positive entropy and ends the proof in this case.

In the second case we add the orbit of X_3 until $F^{4k+1}(X_3)$. In this way each of the intervals A, B, C, D is subdivided in $k + 1$ subintervals that we number in the same spirit of the previous case. Thus we obtain the following graph:



This is also a graph with positive entropy because B_0 is a rome and it has two cycles with lengths $4(k+1)+3$ and 4 . This ends the proof of this case.

When $b \in (4/3, 2)$ we have that $X_5 \in \overline{X_2 R_0}$ and we obtain the following oriented graph of coverings



that also gives positive entropy. ■

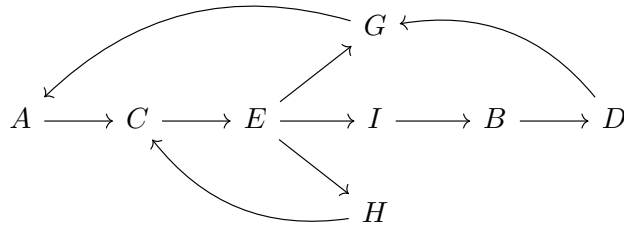
Remark 36. Similarly that in Remark 33, in this case we can conclude that $\lim_{b \rightarrow 1^+} h(F|_\Gamma) = 0$.

5.7 The case $a = -1$ and $2 \leq b \leq 4$

From the Appendix we see that we have two different graphs depending on whether $2 \leq b < 3$ (Figure 60) or $3 \leq b \leq 4$ (Figure 61). The only difference between these two cases is that in the first one the point $P_4 = (-b+4, 5)$ is in the right hand side of Y_2 (and hence it generates the interval $\overline{P_4 Y_2}$) while in the second one $P_4 \in \overline{S Y_2}$. Since the part of the straight line $y = x + b + 1$ contained in the first quadrant collapses to the point P_1 this difference will not influence the computation of the entropy.

In addition we also note that $F^2(\overline{Z_2 X_1}) = F(\overline{X_2 Z_3}) = X_3$ and since $X_4 \in \overline{Z_2 X_1}$ the interval $\overline{X_3 Z_1}$ also collapses.

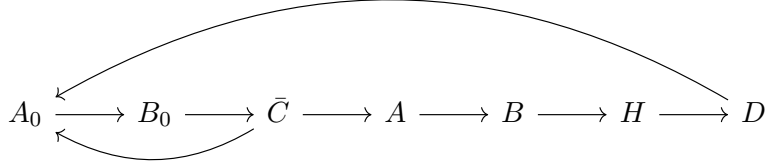
The rest of the graph is covered with: $A = \overline{Z_3 P_3}$, $B = \overline{Y_2 Z_3}$, $C = \overline{S X_3}$, $D = \overline{Z_1 P_1}$, $E = \overline{P_1 X_1}$, $I = \overline{Y_1 Z_2}$, $G = \overline{Z_2 P_2}$, $H = \overline{Y_1 X_2}$. From this we get the following oriented graph:



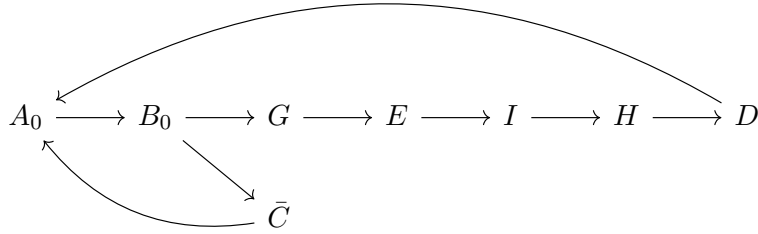
Note that $F^3(\overline{X_0Z_1}) = F^2(\overline{X_1Z_2}) = F(\overline{X_2Z_3}) = X_3$. So these three intervals collapse.

We will follow the orbit of P_4 . We have $P_5 = (b-10, -1) \in \overline{X_1P_1}$ and $P_6 = (10-b, 2b-11)$. We name the intervals in the following way: $A = \overline{SP_4}$, $A_0 = \overline{P_4X_0}$, $B = \overline{P_1P_5}$, $B_0 = \overline{P_5X_1}$, $\bar{C} = \overline{X_2Y_1}$, $D = \overline{Z_3P_3}$, $E = \overline{Y_2Z_3}$, $I = \overline{Z_1P_1}$, $G = \overline{Y_1Z_2}$ and $H = \overline{Z_2P_2}$.

When $b \leq 11/2$ then $P_6 \in G \cup H$. If $P_6 \in G$ we have the following graph of covers:



while when $P_6 \in H$ we have:

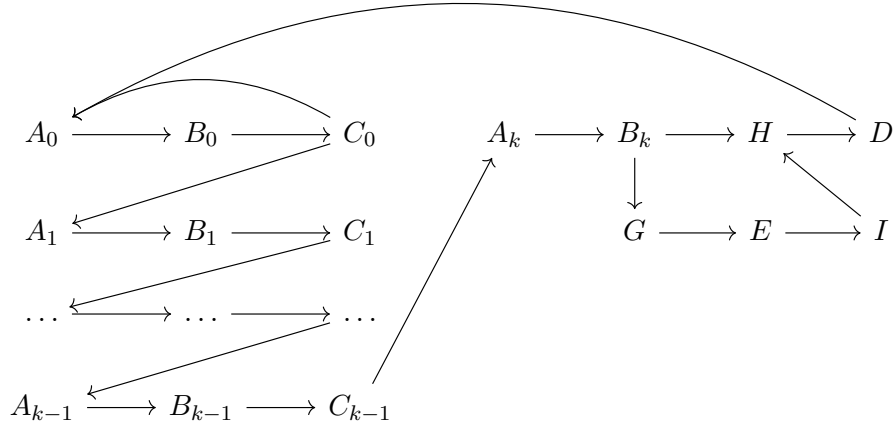


Both oriented graphs give positive entropy and this ends the proof when $b \leq 11/2$. When $b > 11/2$, then $P_6 \in \bar{C}$ and we name $C = \overline{P_6Y_1}$ and $C_0 = \overline{P_6X_2}$.

Note that $F(A) = B$, $F(B) = C \cup G \cup H$ and since $P_7 \in A \cup \overline{SY_2}$ then $F(C) \subset A \cup \overline{SY_2}$.

Note also that the orbit of P_4 cannot be contained in $A \cup B \cup C$ because in this case the orbit by $F^3 = F_1 \circ F_3 \circ F_2$ of P_4 would be entirely contained in A in contradiction with the fact that this map restricted to A is linear, expansive and its fixed point do not belongs to A . So there exists a first $n \geq 3$ such that $F^n(P_4) \notin A \cup B \cup C$.

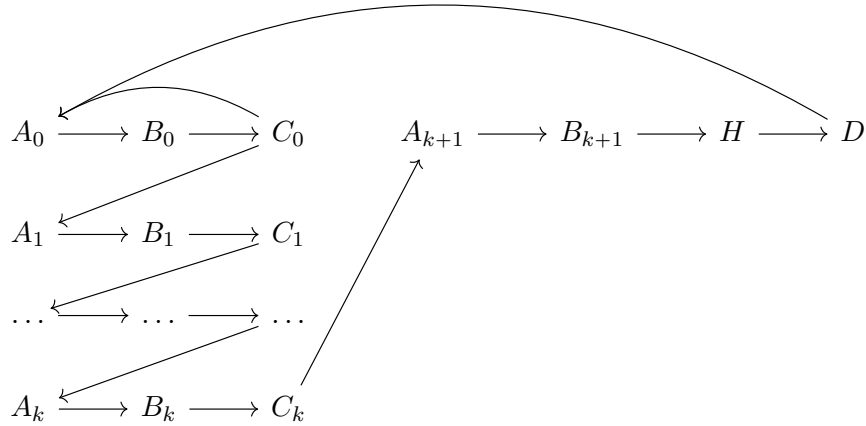
Clearly there are two possibilities. Either $n = 3k$ for some $k \geq 1$ and $F^n(P_4) \in \overline{SY_2}$ or $n = 3k + 2$ for some $k \geq 1$ and $F^n(P_4) \in G \cup H$. We begin by studying the first situation. In this case we add to the graph the points of the orbit of P_4 until $F^{3k-1}(P_4)$. Therefore each of the intervals A, B, C splits into k subintervals, namely for $i = 1, \dots, k - 1$, $A_i = \overline{F^{3i}(P_4)F^{3(i-1)}(P_4)}$, $B_i = \overline{F^{3i+1}(P_4)F^{3(i-1)+1}(P_4)}$, $C_i = \overline{F^{3i+2}(P_4)F^{3(i-1)+2}(P_4)}$, $A_k = \overline{F^{3(k-1)}(P_4)S}$, $B_k = \overline{F^{3(k-1)+1}(P_4)P_1}$ and $C_k = \overline{F^{3(k-1)+2}(P_4)Y_1}$. With this notation we obtain the following oriented graph of coverings:



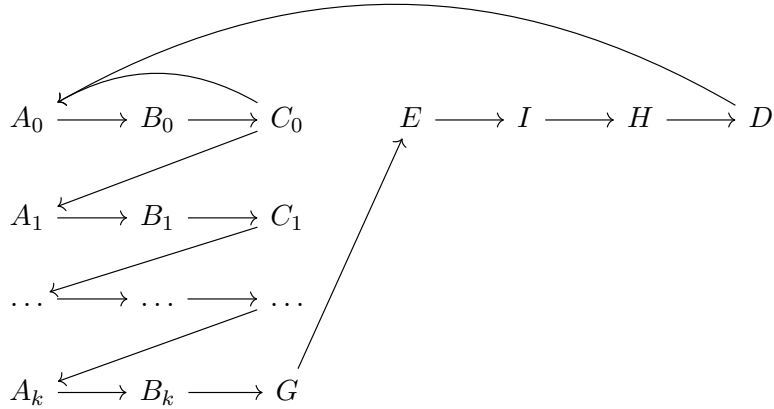
which gives positive entropy.

In the second case, we add to the graph the points of the orbit of P_4 until $F^{3k+1}(P_4)$. Now the intervals A and B split in $k + 1$ subintervals: $A_i = \overline{F^{3i}(P_4)F^{3(i-1)}(P_4)}$, $B_i = \overline{F^{3i+1}(P_4)F^{3(i-1)+1}(P_4)}$ for $i = 1, \dots, k$, and $A_{k+1} = \overline{SF^{3k}(P_4)}$, $B_{k+1} = \overline{P_1F^{3k+1}(P_4)}$. On the other hand the interval C splits into k subintervals: that we name as in the previous case, that is for $i = 1, \dots, k - 1$, $C_i = \overline{F^{3i+2}(P_4)F^{3(i-1)+2}(P_4)}$ and $C_k = \overline{Y_1F^{3k-1}(P_4)}$. With this notation we obtain the two different oriented graphs depending on the position of $F^{3k+2}(P_4)$.

More concretely, if $F^{3k+2}(P_4) \in G$ we obtain



On the other hand, if $F^{3k+2}(P_4) \in H$, we get



In both cases the obtained oriented graphs give positive entropy. This ends the proof of the proposition. ■

Remark 39. The same considerations stated in Remark 33 are valid in the above situation and hence we get that $\lim_{b \rightarrow 8^-} h(F|_\Gamma) = 0$.

5.9 The case $a = -1$ and $b \geq 8$

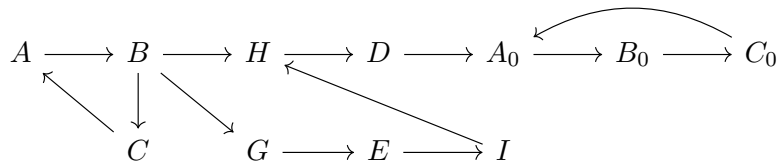
We begin by observing that in this case we always have two 3-periodic orbits, namely $\mathcal{X} = \{(-b, 1), (b-2, -1), (b-2, 2b-3)\}$ and $\mathcal{Q} = \{(\frac{2-b}{3}, -1), (\frac{b-2}{3}, \frac{2b-1}{3}), (-\frac{b+4}{3}, \frac{2b-1}{3})\}$. Also there is a fixed point $p \in Q_2$.

Now consider the same graph of the above case, see Figure 24. As before we consider the partition given by the intervals $A_0, A, B_0, B, C_0, C, D, E, I, G, H$. We have the following result:

Proposition 40. *Assume that $a = -1$ and $b \geq 8$. Then:*

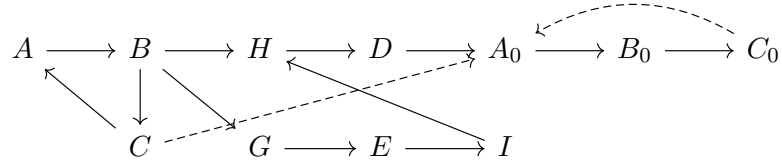
- (a) *The map $F|_\Gamma$ has zero entropy.*
- (b) *The map F has the two 3-periodic orbits defined above: \mathcal{X} , which absorb both plateaus, and \mathcal{Q} . Furthermore, for each $(x, y) \in \Gamma$ there exists some $n \in \mathbb{N}$ such that $F^n(x, y) \in \mathcal{X} \cup \mathcal{Q}$.*

Proof. First we consider the case $b = 8$. In this case $P_4 \in \mathcal{Q}$ and the map after collapses is Markov. The associated oriented graph is:



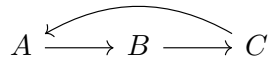
This oriented graph has zero entropy and the result follows.

Now we consider the case $b \in (8, 10)$. We work with the same partition of the previous case. Simple computations shows that $F^3(P_4) \in A_0$, and the partition is not Markov, but we can apply Remark 4 getting the following graph:



As usual, the dashed arrow means that the images of C_0 and C only intersect but not necessarily cover A_0 . This oriented graph still has zero entropy and from Remark 4 we obtain that $h(F|_\Gamma) = 0$. Concerning the plateaus we see that $F(\overline{X_2Z_3}) = X_3 \in \mathcal{X}$ and $F(\overline{SY_2}) = P_1$. We are going to prove that the orbit of P_1 always meets \mathcal{X} . Recall that in our situation $P_7 \in A_0$ and $F(A_0) = B_0$, $F(B_0) = C_0$ and $F(C_0) \subset A_0 \cup \overline{X_0X_3}$. Since $F^3(\overline{X_0X_3}) = X_3$ we have that the orbit of P_1 either meets \mathcal{X} or alternatively it always follow the loop $A_0B_0C_0$. But since the map $F_1F_3F_2$ from A_0 into itself is expansive the only point in A_0 which could always travel following the loop $A_0B_0C_0$ is the fixed point of $F_1F_3F_2$, namely $(-(b+4)/3, (2b-1))$, which does not belong to A_0 . So the last alternative is not possible and both plateaus are absorbed by \mathcal{X} in this case. From this analysis and looking at the above graph it follows that for each $(x, y) \in \Gamma \setminus \mathcal{Q}$ there exists n such that $F^n(x, y) \in \mathcal{X}$.

Lastly we consider the case $b \geq 10$. Now $F(P_4) \in \overline{X_1Z_2}$, and the intervals B_0 and C_0 disappear. We rename $B = \overline{P_1X_1}$ and $C = \overline{X_2Y_1}$. Moreover the intervals A_0, D, E, I, G and H collapse after some iterations. Indeed all of them reach the orbit \mathcal{X} . Now the resulting partition is Markov and the associated oriented graph is:



This graph has zero entropy. Thus $h(F|_\Gamma) = 0$. Also note that now $F^3(P_4) = X_3 \in \mathcal{X}$ and the only points that do not meet \mathcal{X} are the points of \mathcal{Q} , the 3-periodic orbit forced by the loop ABC that is repulsive. This ends the proof of the proposition. ■

5.10 Proof of Theorem D

The proof of Theorem D follows from collecting all the results in Propositions 24–30, 31, 32, 34, 35, 37, 38, 40, in the preceding Sections.

6 Future research directions

Throughout our research we have found that, when $a < 0$, and for all values of b , the dynamics of the family of maps $F_{a,b}$ across the entire plane is captured by a compact graph with a finite number of edges. We believe that this situation may occur in other piecewise continuous maps, for example, those with open regions to which all orbits access except, perhaps, a finite set, and whose image collapses into a 1-dimensional set due to the fact that the Jacobian matrix has a rank 1 on the full region. This is the mechanism for the formation of invariant graphs in the case of our maps, as it is explained in Section 4. However, it remains to have a better understanding of the mechanism that provokes that the final graph contains only a finite number of edges. We believe this issue warrants further investigation, which in this work we have simply addressed by a case by case study.

Finally, Theorem C establishes that in each of the invariant graphs, which capture the dynamics in the plane, there exists an open and dense set of initial conditions with at most three ω -limits, which moreover, when the parameter ratio is rational, are periodic orbits. As we have suggested, this could partially explain why numerical simulations only exhibit periodic behavior. However, to demonstrate this fact conclusively, it would be necessary to show that the set of initial conditions $\mathcal{V} \subset \mathbb{R}^2$ that converge to these three ω -limits has full Lebesgue measure. An intermediate result would be to prove that this set \mathcal{V} is open and dense in the entire plane. To elucidate whether each one of these facts holds remains as an interesting topic for future research.

References

- [1] R. L. Adler, A. G. Konheim, M. H. McAndrew. Topological entropy. *Trans. Amer. Math. Soc.*, 114 (1965), 309–319.
- [2] B. Aiewcharoen, R. Boonklurb, N. Konglawan. Global and local behavior of the system of piecewise linear difference equations $x_{n+1} = |x_n| - y_n - b$ and $y_{n+1} = x_n - |y_n| + 1$ where $b \leq 4$. *Mathematics*, 9(12) (2021), 1390-27pp.

- [3] Ll. Alsedà, J. Llibre, M. Misiurewicz. *Combinatorial dynamics and entropy in dimension one*, volume 5 of *Advanced Series in Nonlinear Dynamics*. World Scientific Publishing Co., Inc., River Edge, NJ, second edition, 2000.
- [4] S. Banerjee, G. C. Verghese. *Nonlinear phenomena in power electronics*. IEEE Piscataway Township, NJ, USA, 1999.
- [5] L. Block, J. Guckenheimer, M. Misiurewicz, L. S. Young. Periodic points and topological entropy of one-dimensional maps. In *Global theory of dynamical systems (Proc. Internat. Conf., Northwestern Univ., Evanston, Ill., 1979)*, volume 819 of *Lecture Notes in Math.*, pp. 18–34, Berlin, 1980. Springer.
- [6] R. Bowen. Entropy for group endomorphisms and homogeneous spaces. *Trans. Amer. Math. Soc.*, 153 (1971), 401–414.
- [7] B. Brogliato. *Nonsmooth mechanics. Models, dynamics and control*. Communications and Control Engineering Series. Springer, third edition, 2016.
- [8] K.M. Brucks, M. Misiurewicz, C. Tresser. Monotonicity Properties of the Family of Trapezoidal Maps, *Communications in Mathematical Physics*, 137 (1991), 1–12.
- [9] I. Bula, A. Sile. About a System of Piecewise Linear Difference Equations with Many Periodic Solutions, in S. Olaru et al. (eds.), *Difference Equations, Discrete Dynamical Systems and Applications*, Springer Proceedings in Mathematics & Statistics 444 (2024), pp. 29–50.
- [10] I. Bula, J.L. Kristone. Behavior of Systems of Piecewise Linear Difference Equations with Many Periodic Solutions. Communication at 29th International Conference on Difference Equations and Applications, Paris 2024.
https://icdea2024.sciencesconf.org/data/pages/Book_of_Abstracts_ICDEA_2025.pdf
(Retrieved 2024/07/08)
- [11] R. L. Devaney. A piecewise linear model for the zones of instability of an area-preserving map. *Physica D*, 10(3) (1984), 387–393.
- [12] F. R. Gantmacher. *The theory of matrices. Vols. 1, 2*. Translated by K. A. Hirsch. Chelsea Publishing Co., New York, 1959.
- [13] L. Gardini, I. Sushko, K. Matsuyama. 2D discontinuous piecewise linear map: Emergence of fashion cycles. *Chaos*, 28(5) (2018), 055917-05.

- [14] L. Gardini, W. Tikjha. Dynamics in the transition case invertible/non-invertible in a 2D piecewise linear map. *Chaos, Solitons & Fractals*. 137 (2020), 109813, 8.
- [15] A. Goetz, A. Quas. Global properties of a family of piecewise isometries. *Ergodic Theory Dynam. Systems*, 29(2) (2009), 545–568.
- [16] E. A. Grove, G. Ladas. *Periodicities in nonlinear difference equations*, volume 4 of *Advances in Discrete Mathematics and Applications*. Chapman & Hall/CRC, Boca Raton, FL, 2005.
- [17] A. Linero Bas, D. Nieves Roldán. On the relationship between lozi maps and max-type difference equations. *Journal of Difference Equations and Applications*, (2022), 1–30.
- [18] R. Lozi. Un attracteur étrange (?) du type attracteur de Hénon. *J. Phys. Colloques*, 39 (1978), C5–9–C5–10.
- [19] M. Misiurewicz, K. Ziemian. Horseshoes and entropy for piecewise continuous piecewise monotone maps. In *From phase transitions to chaos*, pp. 489–500. World Sci. Publ., River Edge, NJ, 1992.
- [20] J.L. Nicolas. On Highly Composite Numbers. In G.E. Andrews et al. (eds.) *Ramanujan revisited*, pp. 216–244. Academic Press, 1988.
- [21] J.L. Nicolas, G. Robin, Majorations explicites pour le nombre de diviseurs de N , *Canad. Math. Bull.* 26 (1983), 485–492.
- [22] Z. Nitecki. Differentiable dynamics. An introduction to the orbit structure of diffeomorphisms. The MIT Press, Cambridge MA, 1971.
- [23] D. J. W. Simpson, J. D. Meiss. Neimark–Sacker bifurcations in planar, piecewise-smooth, continuous maps. *SIAM Journal on Applied Dynamical Systems*, 7(3) (2008), 795–824.
- [24] L. D. Smith, P. B. Umbanhowar, R. M. Lueptow, J. M. Ottino. The geometry of cutting and shuffling: An outline of possibilities for piecewise isometries. *Physics Reports*, 802 (2019), 1–22.
- [25] W. Tikjha, L. Gardini. Bifurcation sequences and multistability in a two-dimensional piecewise linear map. *Internat. J. Bifur. Chaos Appl. Sci. Engrg.*, 30(6) (2020), 2030014-21pp.

- [26] W. Tikjha, Y. Lenbury, E. Lapiere. Equilibriums and periodic solutions of related systems of piecewise linear difference equations. *Int. J. Math. Comput. Sim.*, (2013), 323–335.
- [27] W. Tikjha, E. Lapiere, T. Sitthiwirattham. The stable equilibrium of a system of piecewise linear difference equations. *Adv. Difference Equ.*, (2017), Paper No. 67, 10pp.
- [28] Z. T. Zhusubaliyev, E. Mosekilde. *Bifurcations and chaos in piecewise-smooth dynamical systems*, volume 44. World Scientific, 2003.

A Appendix: invariant graphs for the case $a = -1$

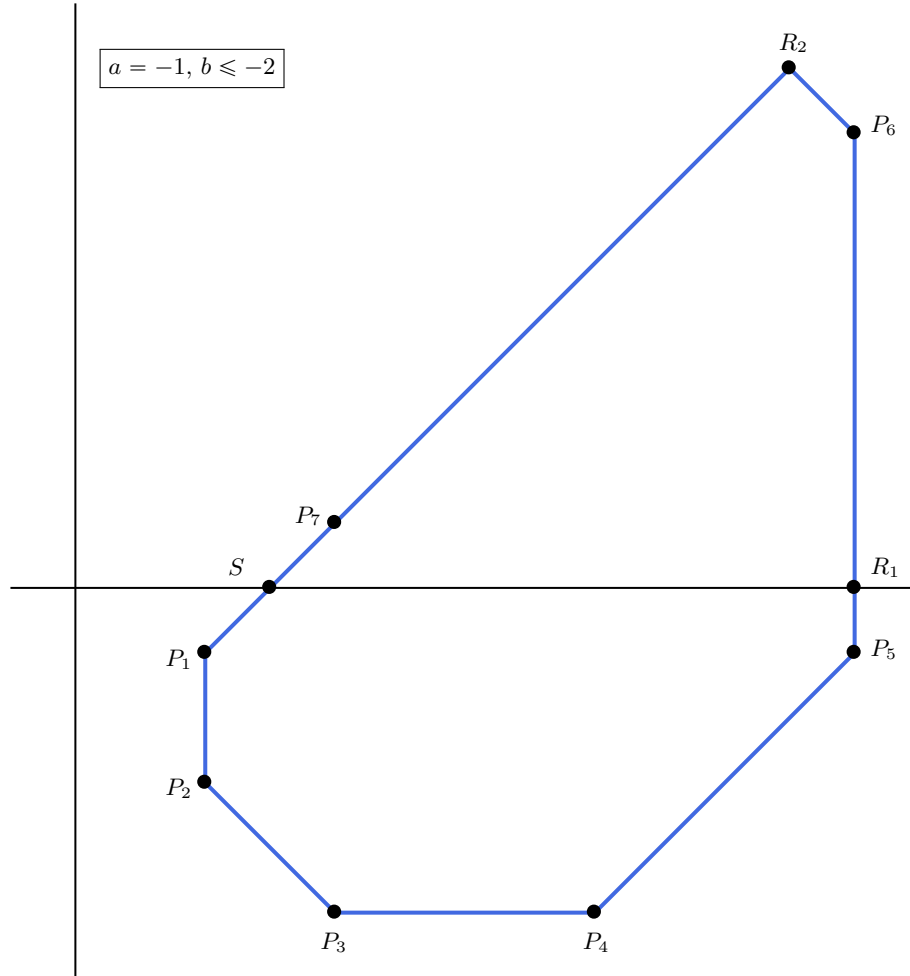


Figure 25: The graph Γ for $a = -1$ and $b \leq -2$. Here $P_1 = (-b - 2, -1)$, $P_2 = (-b - 2, -3)$, $P_3 = (-b, -5)$, $P_4 = (-b + 4, -5)$, $P_5 = (-b + 8, -1)$, $P_6 = (-b + 8, 7)$, $P_7 = (-b, 1)$, $R_1 = (-b + 8, 0)$, $R_2 = (-b + 7, 8)$, and $S = (-b - 1, 0)$. For $b = -2$ the points $P_1 = (-b - 2, -1)$ and $P_2 = (-b - 2, -3)$ are located on the y -axis.

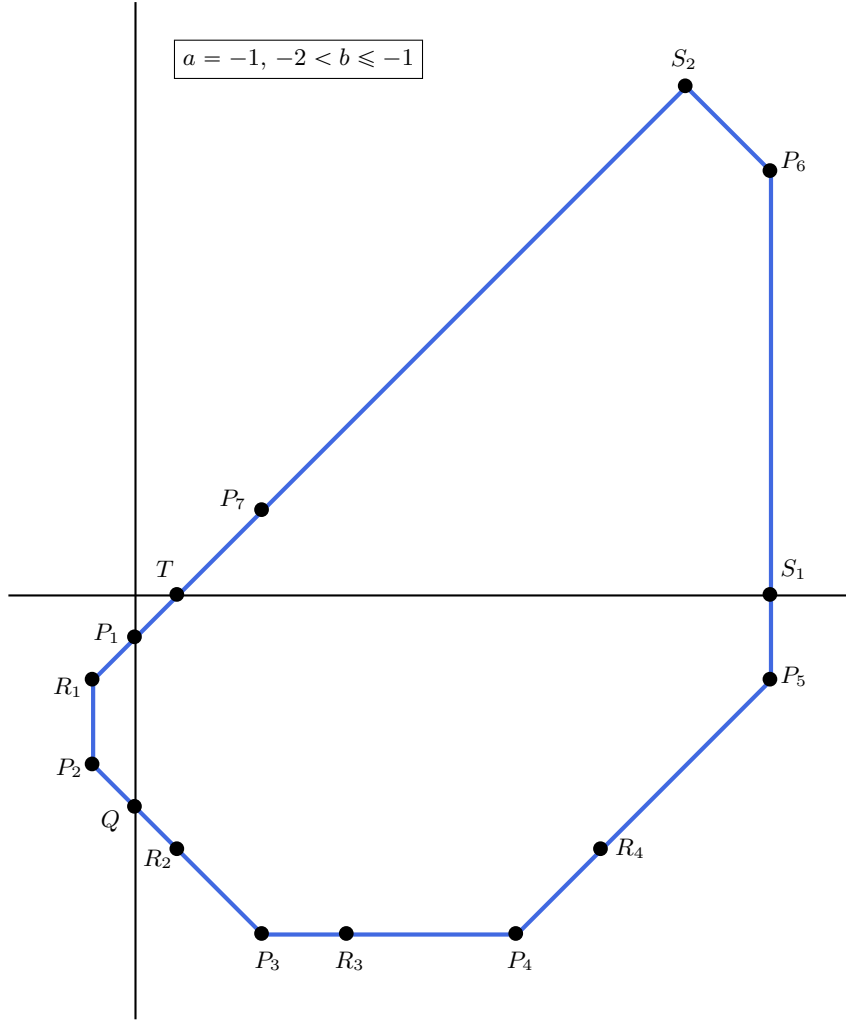


Figure 26: The graph Γ for $a = -1$ and $-2 < b \leq -1$. Here $P_1 = (0, b + 1)$, $P_2 = (-b - 2, 1 + 2b)$, $P_3 = (-b, -1 + 2b)$, $P_4 = (-3b, -1 + 2b)$, $P_5 = (-5b, -1)$, $P_6 = (-5b, -4b - 1)$, $P_7 = (-b, 1)$, $Q = (0, b - 1)$, $R_1 = (-b - 2, -1)$, $R_2 = (b + 2, -3)$, $R_3 = (b + 4, -1 + 2b)$, $R_4 = (-b + 4, 4b + 3)$, $S_1 = (-5b, 0)$, $S_2 = (-5b - 1, -4b)$ and $T = (-b - 1, 0)$. When $b = -1$ the points $P_1 = (0, b + 1)$ and $T = (-b - 1, 0)$, as well as the points $R_1 = (-b - 2, -1)$ and $P_2 = (-b - 2, 2b + 1)$, collide.

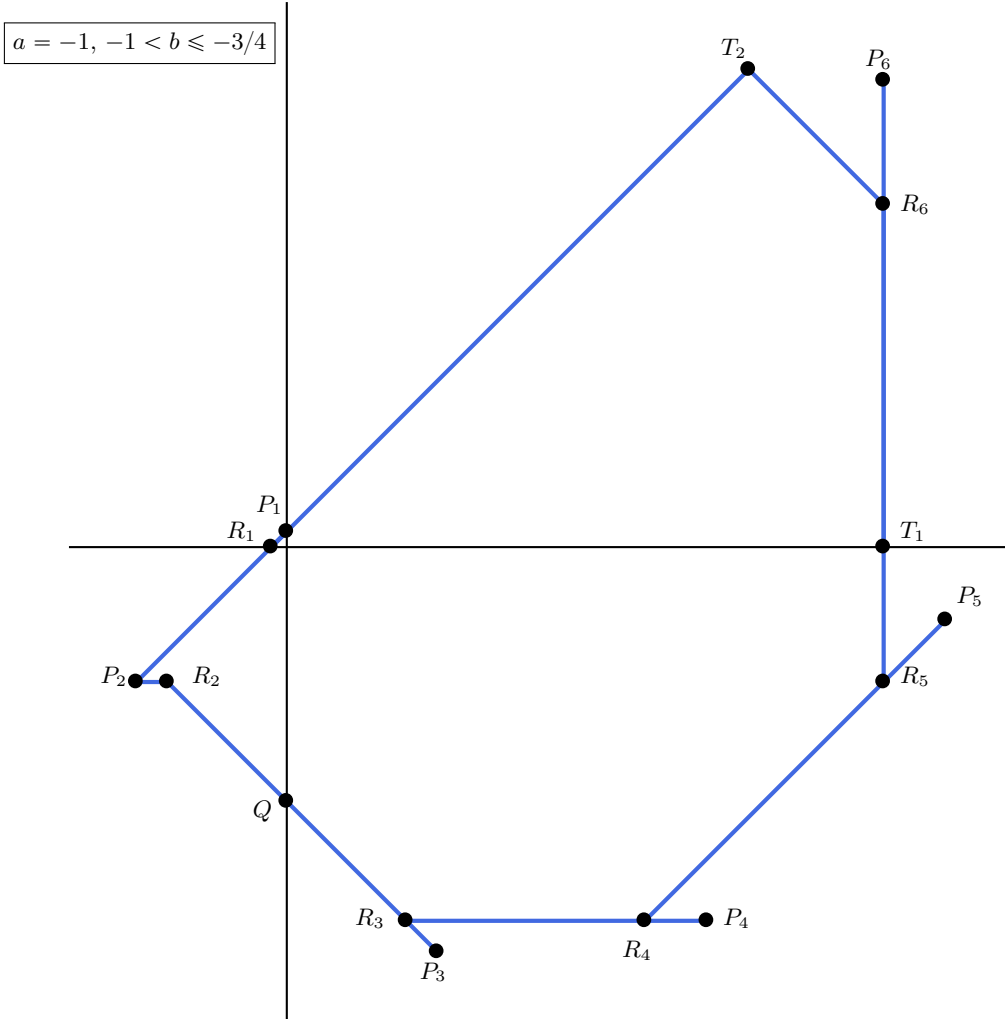


Figure 27: The graph Γ for $a = -1$ and $-1 < b \leq -3/4$. Here $P_1 = (0, b + 1)$, $P_2 = (-b - 2, -1)$, $P_3 = (b + 2, -3)$, $P_4 = (b + 4, -1 + 2b)$, $P_5 = (-b + 4, 4b + 3)$, $P_6 = (-5b, 4b + 7)$, $Q = (0, b - 1)$, $R_1 = (-b - 1, 0)$, $R_2 = (b, -1)$, $R_3 = (-b, -1 + 2b)$, $R_4 = (-3b, -1 + 2b)$, $R_5 = (-5b, -1)$, $R_6 = (-5b, -4b - 1)$, $T_1 = (-5b, 0)$ and $T_2 = (-5b - 1, -4b)$.

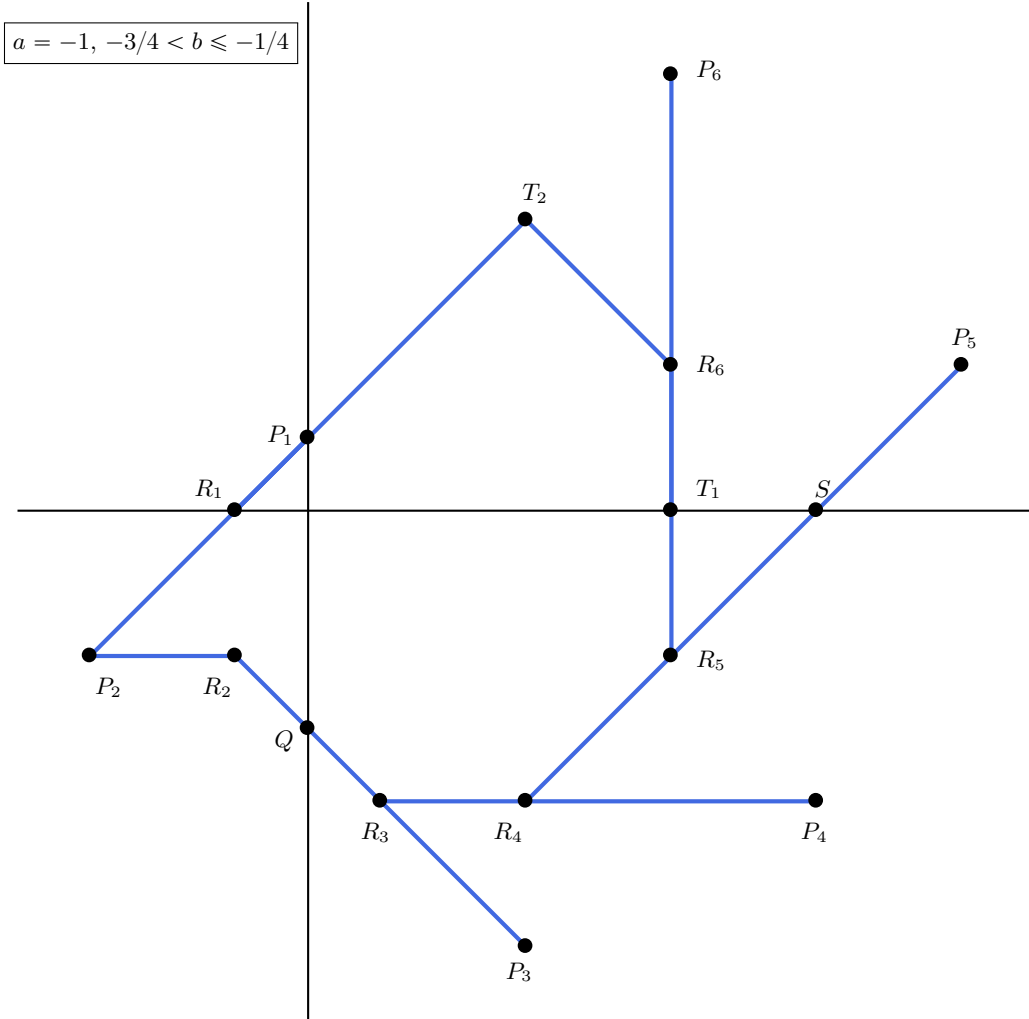


Figure 28: The graph Γ for $a = -1$ and $-3/4 < b \leq -1/4$. Here $P_1 = (0, b + 1)$, $P_2 = (-b - 2, -1)$, $P_3 = (b + 2, -3)$, $P_4 = (b + 4, -1 + 2b)$, $P_5 = (-b + 4, 4b + 3)$, $P_6 = (-5b, 1 - 4b)$, $Q = (0, b - 1)$, $R_1 = (-b - 1, 0)$, $R_2 = (b, -1)$, $R_3 = (-b, -1 + 2b)$, $R_4 = (-3b, -1 + 2b)$, $R_5 = (-5b, -1)$, $R_6 = (-5b, -4b - 1)$, $S = (1 - 5b, 0)$, $T_1 = (-5b, 0)$ and $T_2 = (-5b - 1, -4b)$.

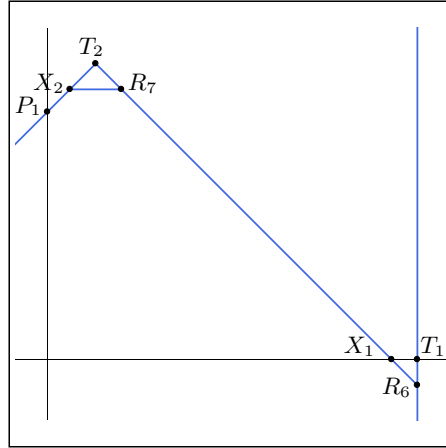
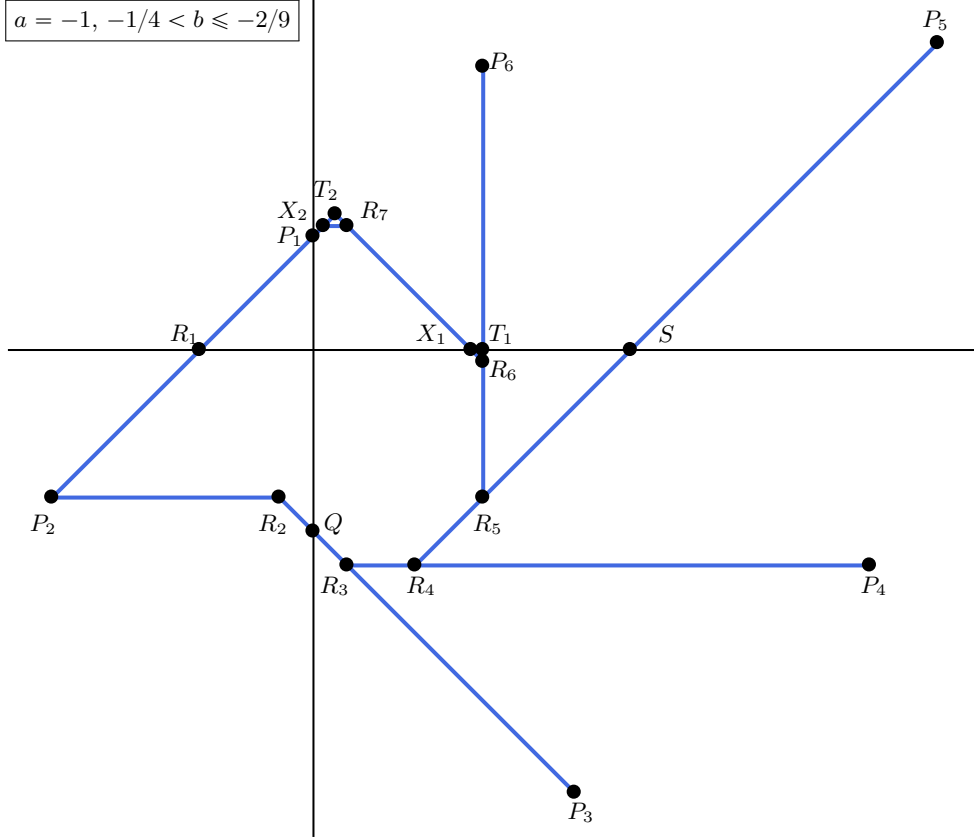


Figure 29: The graph Γ for $a = -1$ and $-1/4 < b \leq -2/9$. Below, a detail. Here $P_1 = (0, b+1)$, $P_2 = (-b-2, -1)$, $P_3 = (b+2, -3)$, $P_4 = (b+4, 2b-1)$, $P_5 = (-b+4, 4b+3)$, $P_6 = (-5b, -4b+1)$, $Q = (0, b-1)$, $R_1 = (-b-1, 0)$, $R_2 = (b, -1)$, $R_3 = (-b, 2b-1)$, $R_4 = (-3b, 2b-1)$, $R_5 = (-5b, -1)$, $R_6 = (-5b, -4b-1)$, $R_7 = (-b, -8b-1)$, $S = (-5b+1, 0)$, $T_1 = (-5b, 0)$, $T_2 = (-5b-1, -4b)$, $X_1 = (-9b-1, 0)$ and $X_2 = (-9b-2, -8b-1)$.

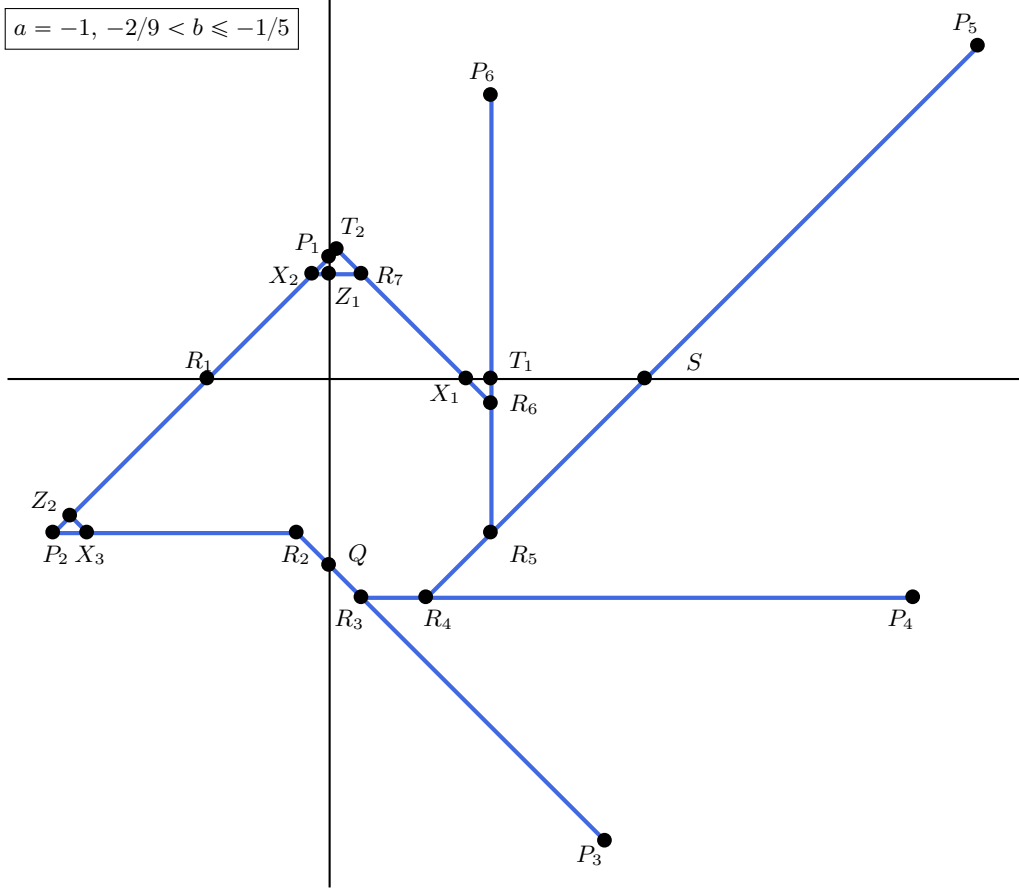


Figure 30: The graph Γ for $a = -1$ and $-2/9 < b \leq -1/5$. Here $P_1 = (0, b + 1)$, $P_2 = (-b - 2, -1)$, $P_3 = (b + 2, -3)$, $P_4 = (b + 4, 2b - 1)$, $P_5 = (-b + 4, 4b + 3)$, $P_6 = (-5b, -4b + 1)$, $Q = (0, b - 1)$, $R_1 = (-b - 1, 0)$, $R_2 = (b, -1)$, $R_3 = (-b, 2b - 1)$, $R_4 = (-3b, 2b - 1)$, $R_5 = (-5b, -1)$, $R_6 = (-5b, -4b - 1)$, $R_7 = (-b, -8b - 1)$, $S = (-5b + 1, 0)$, $T_1 = (-5b, 0)$, $T_2 = (-5b - 1, -4b)$, $X_1 = (-9b - 1, 0)$, $X_2 = (-9b - 2, -8b - 1)$, $X_3 = (17b + 2, -1)$, $Z_1 = (0, -8b - 1)$ and $Z_2 = (8b, 9b + 1)$,

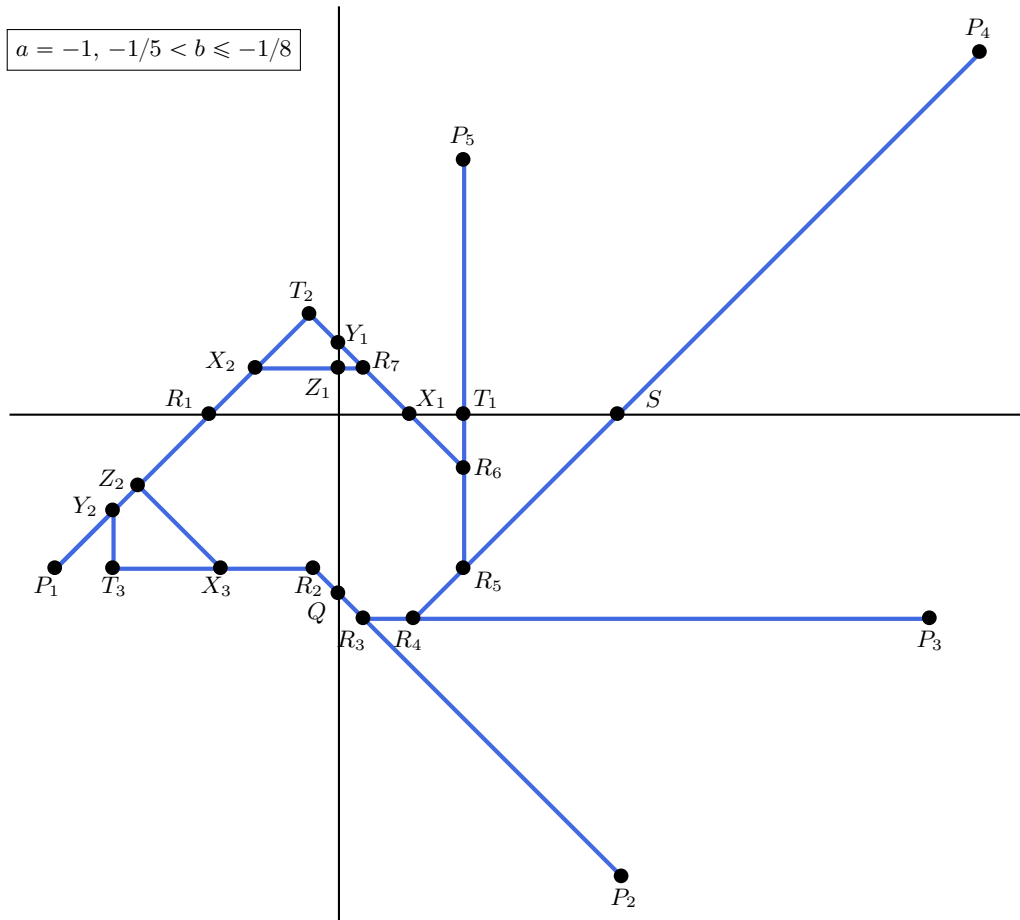


Figure 31: The graph Γ for $a = -1$ and $-1/5 < b \leq -1/8$. Here $P_1 = (-b - 2, -1)$, $P_2 = (b + 2, -3)$, $P_3 = (b + 4, 2b - 1)$, $P_4 = (-b + 4, 4b + 3)$, $P_5 = (-5b, -4b + 1)$, $Q = (0, b - 1)$, $R_1 = (-b - 1, 0)$, $R_2 = (b, -1)$, $R_3 = (-b, 2b - 1)$, $R_4 = (-3b, 2b - 1)$, $R_5 = (-5b, -1)$, $R_6 = (-5b, -4b - 1)$, $R_7 = (-b, -8b - 1)$, $S = (-5b + 1, 0)$, $T_1 = (-5b, 0)$, $T_2 = (-5b - 1, -4b)$, $T_3 = (9b, -1)$, $X_1 = (-9b - 1, 0)$, $X_2 = (-9b - 2, -8b - 1)$, $X_3 = (17b + 2, -1)$, $Y_1 = (0, -9b - 1)$, $Y_2 = (9b, 10b + 1)$, $Z_1 = (0, -8b - 1)$ and $Z_2 = (8b, 9b + 1)$.

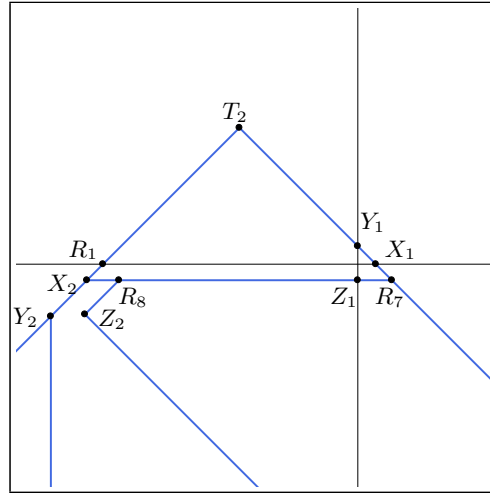
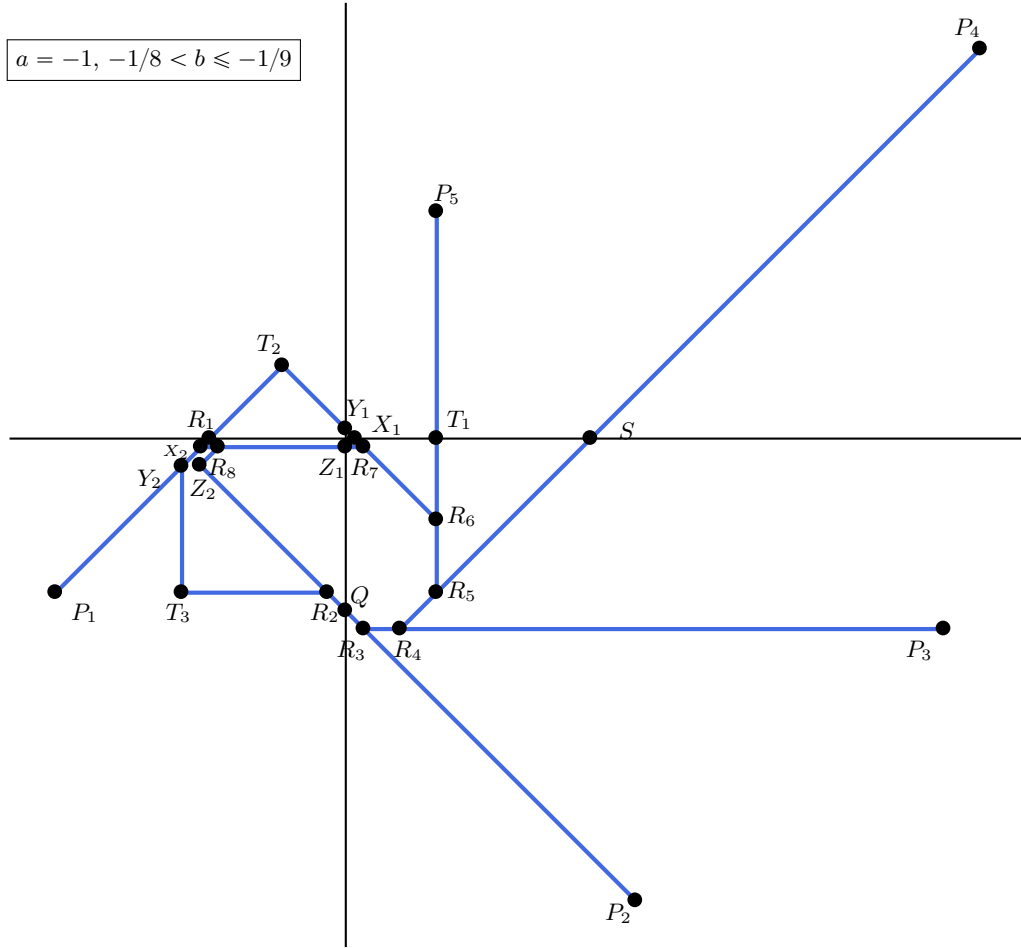


Figure 32: The graph Γ for $a = -1$ and $-1/8 < b \leq -1/9$. Here $P_1 = (-b - 2, -1)$, $P_2 = (b+2, -3)$, $P_3 = (b+4, 2b-1)$, $P_4 = (-b+4, 4b+3)$, $P_5 = (-5b, -4b+1)$, $Q = (0, b-1)$, $R_1 = (-b - 1, 0)$, $R_2 = (b, -1)$, $R_3 = (-b, 2b - 1)$, $R_4 = (-3b, 2b - 1)$, $R_5 = (-5b, -1)$, $R_6 = (-5b, -4b - 1)$, $R_7 = (-b, -8b - 1)$, $R_8 = (7b, -8b - 1)$, $S = (-5b + 1, 0)$, $T_1 = (-5b, 0)$, $T_2 = (-5b - 1, -4b)$, $T_3 = (9b, -1)$, $X_1 = (-9b - 1, 0)$, $X_2 = (-9b - 2, -8b - 1)$, $Y_1 = (0, -9b - 1)$, $Y_2 = (9b, 10b + 1)$, $Z_1 = (0, -8b - 1)$ and $Z_2 = (8b, -7b - 1)$. Below, a detailed view.

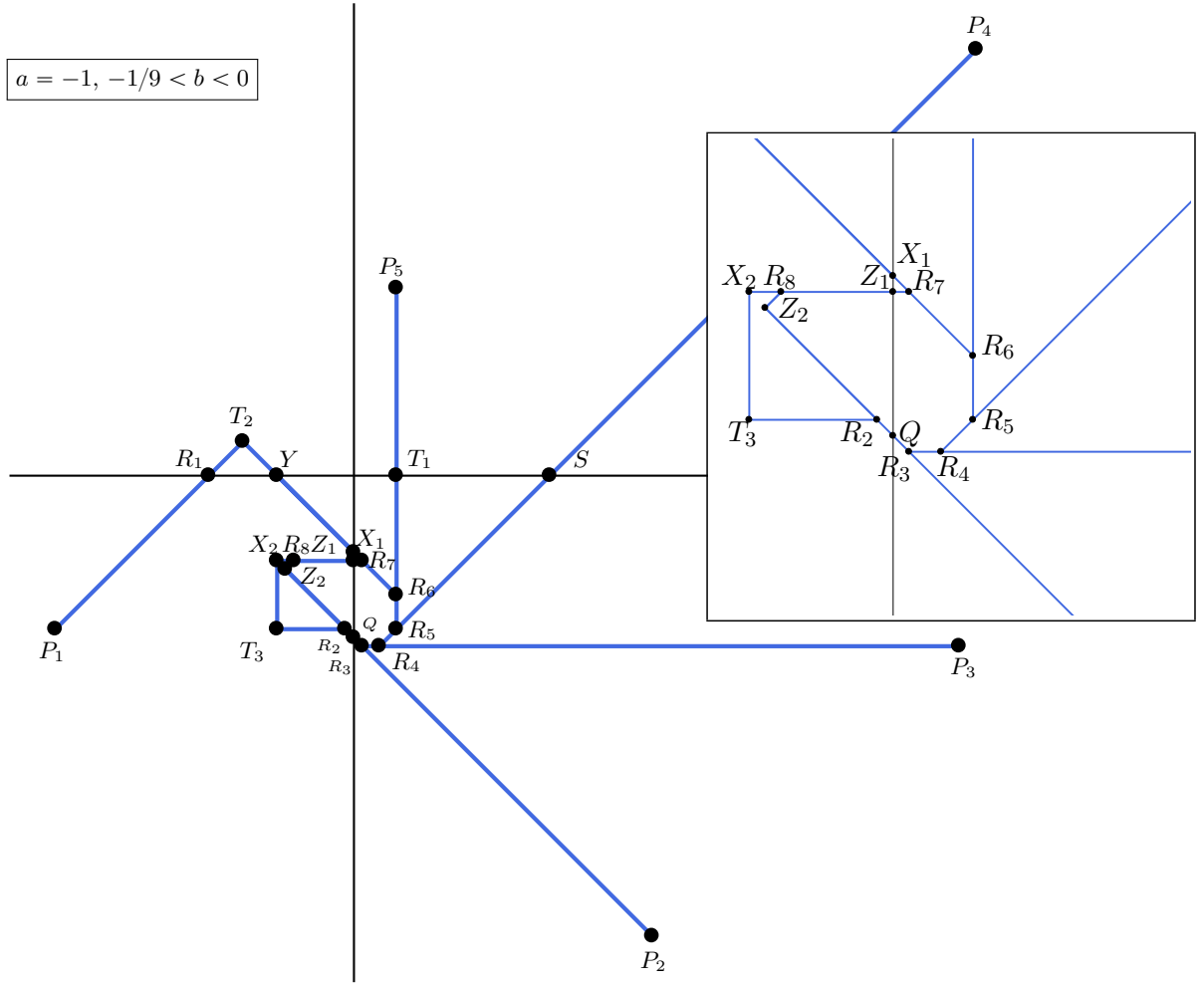


Figure 33: The graph Γ for $a = -1$ and $-1/9 < b < 0$. Here $P_1 = (-b - 2, -1)$, $P_2 = (b + 2, -3)$, $P_3 = (b + 4, 2b - 1)$, $P_4 = (-b + 4, 4b + 3)$, $P_5 = (-5b, -4b + 1)$, $Q = (0, b - 1)$, $R_1 = (-b - 1, 0)$, $R_2 = (b, -1)$, $R_3 = (-b, 2b - 1)$, $R_4 = (-3b, 2b - 1)$, $R_5 = (-5b, -1)$, $R_6 = (-5b, -4b - 1)$, $R_7 = (-b, -8b - 1)$, $R_8 = (7b, -8b - 1)$, $S = (-5b + 1, 0)$, $T_1 = (-5b, 0)$, $T_2 = (-5b - 1, -4b)$, $T_3 = (9b, -1)$, $X_1 = (0, -9b - 1)$, $X_2 = (9b, -8b - 1)$, $Y = (-9b - 1, 0)$, $Z_1 = (0, -8b - 1)$ and $Z_2 = (8b, -7b - 1)$. Beside, a detailed view.

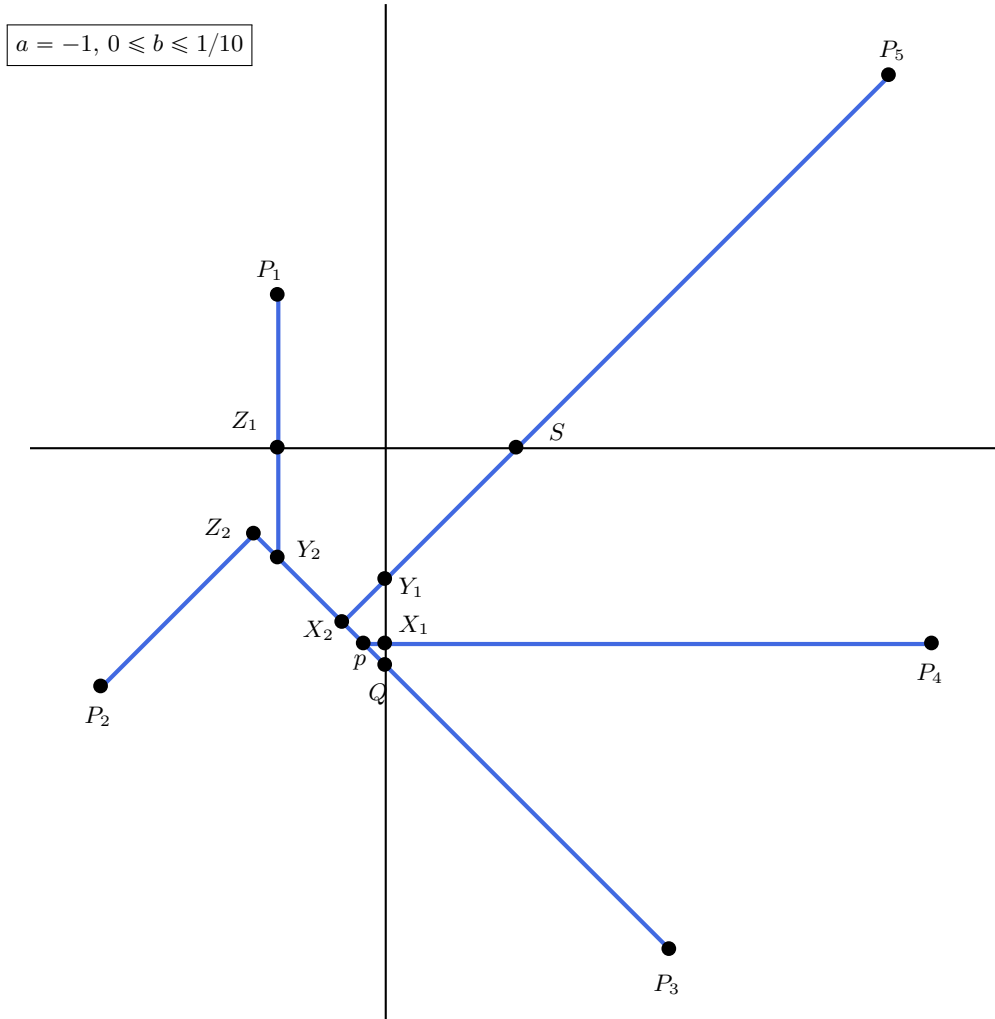


Figure 34: The graph Γ for $a = -1$ and $0 \leq b \leq 1/10$. Here $p = (-b, 2b - 1)$, $P_1 = (-5b, -4b + 1)$, $P_2 = (9b - 2, -1)$, $P_3 = (-9b + 2, 10b - 3)$, $P_4 = (-19b + 4, 2b - 1)$, $P_5 = (-21b + 4, -16b + 3)$, $Q = (0, b - 1)$, $S = (-5b + 1, 0)$, $X_1 = (0, 2b - 1)$, $X_2 = (-2b, 3b - 1)$, $Y_1 = (0, 5b - 1)$, $Y_2 = (-5b, 6b - 1)$, $Z_1 = (-5b, 0)$ and $Z_2 = (5b - 1, -4b)$.

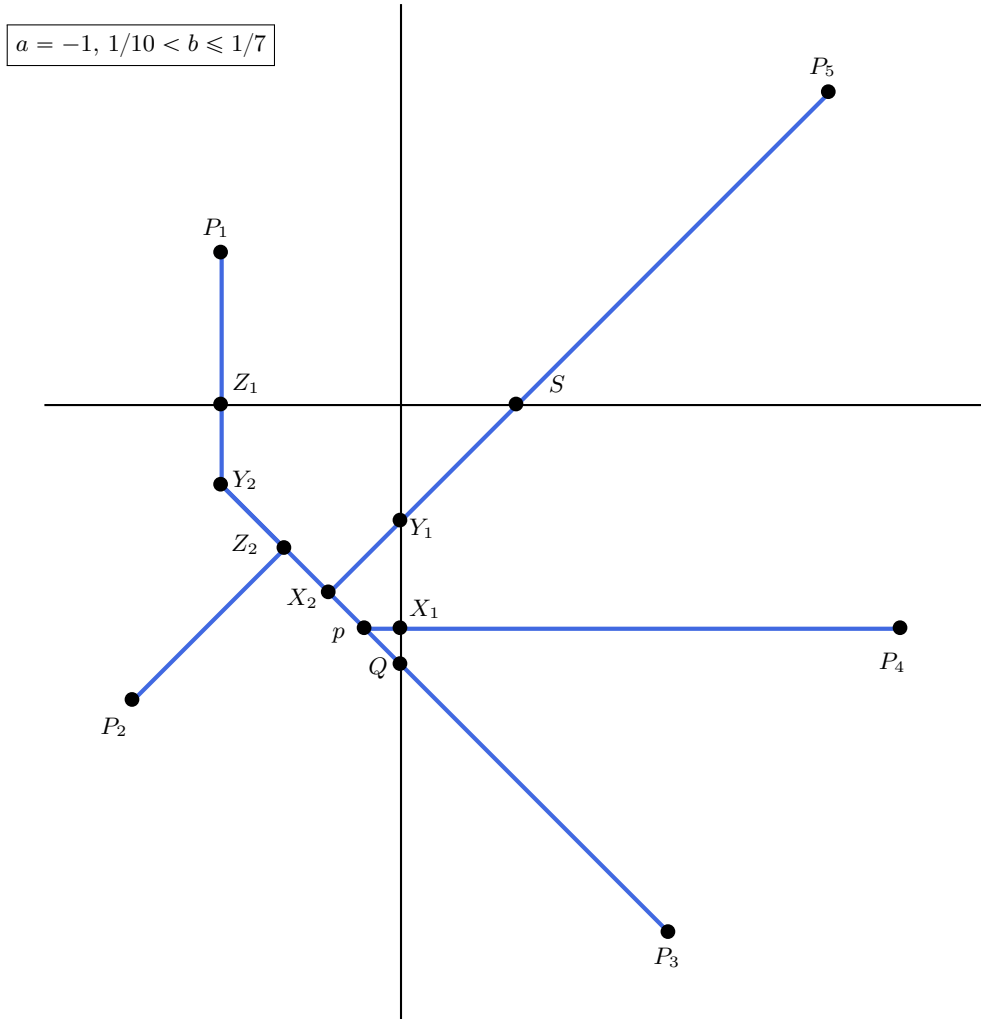


Figure 35: The graph Γ for $a = -1$ and $1/10 < b \leq 1/7$. Here $p = (-b, 2b - 1)$, $P_1 = (-5b, -4b + 1)$, $P_2 = (9b - 2, -1)$, $P_3 = (-9b + 2, 10b - 3)$, $P_4 = (-19b + 4, 2b - 1)$, $P_5 = (-21b + 4, -16b + 3)$, $Q = (0, b - 1)$, $S = (-5b + 1, 0)$, $X_1 = (0, 2b - 1)$, $X_2 = (-2b, 3b - 1)$, $Y_1 = (0, 5b - 1)$, $Y_2 = (-5b, 6b - 1)$, $Z_1 = (-5b, 0)$ and $Z_2 = (5b - 1, -4b)$.

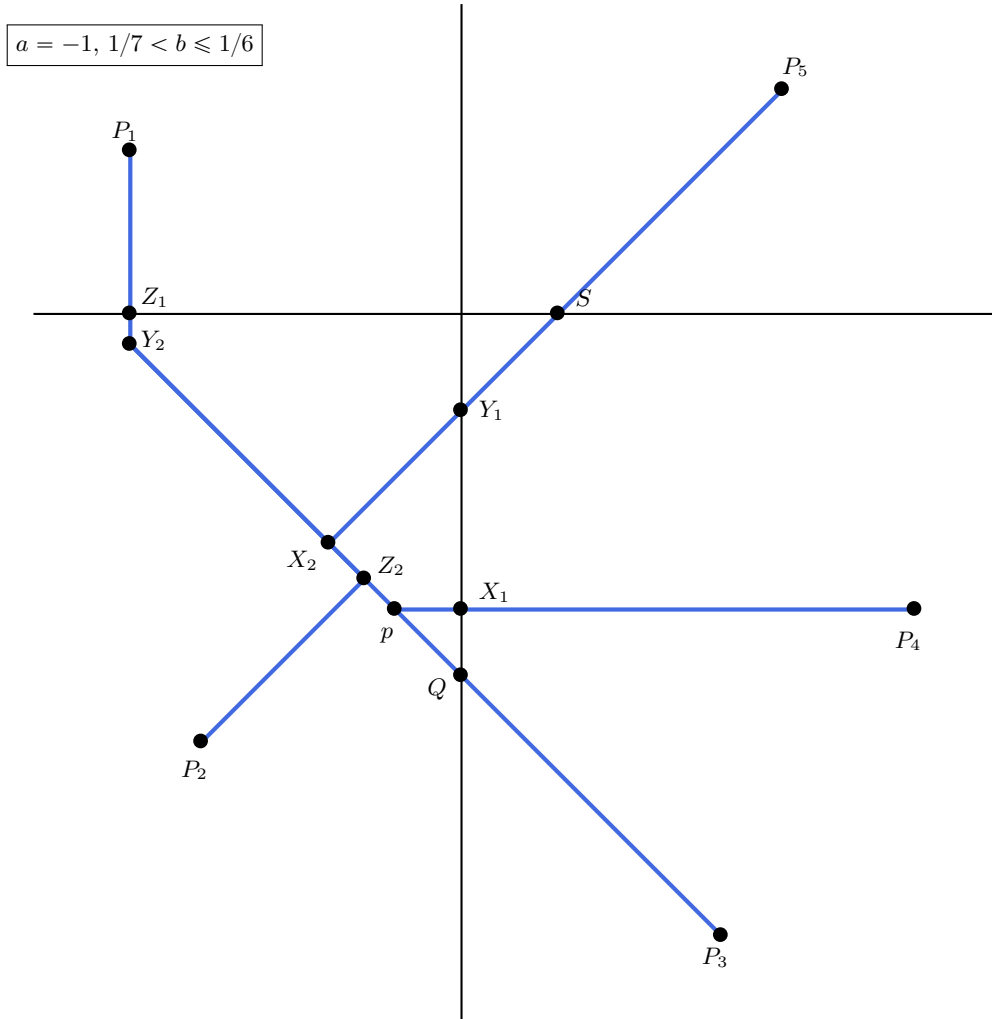


Figure 36: The graph Γ for $a = -1$ and $1/7 < b \leq 1/6$. Here $p = (-b, 2b - 1)$, $P_1 = (-5b, -4b + 1)$, $P_2 = (9b - 2, -1)$, $P_3 = (-9b + 2, 10b - 3)$, $P_4 = (-19b + 4, 2b - 1)$, $P_5 = (-21b + 4, -16b + 3)$, $Q = (0, b - 1)$, $S = (-5b + 1, 0)$, $X_1 = (0, 2b - 1)$, $X_2 = (-2b, 3b - 1)$, $Y_1 = (0, 5b - 1)$, $Y_2 = (-5b, 6b - 1)$, $Z_1 = (-5b, 0)$ and $Z_2 = (5b - 1, -4b)$.

$$a = -1, 1/6 < b \leq 3/16$$

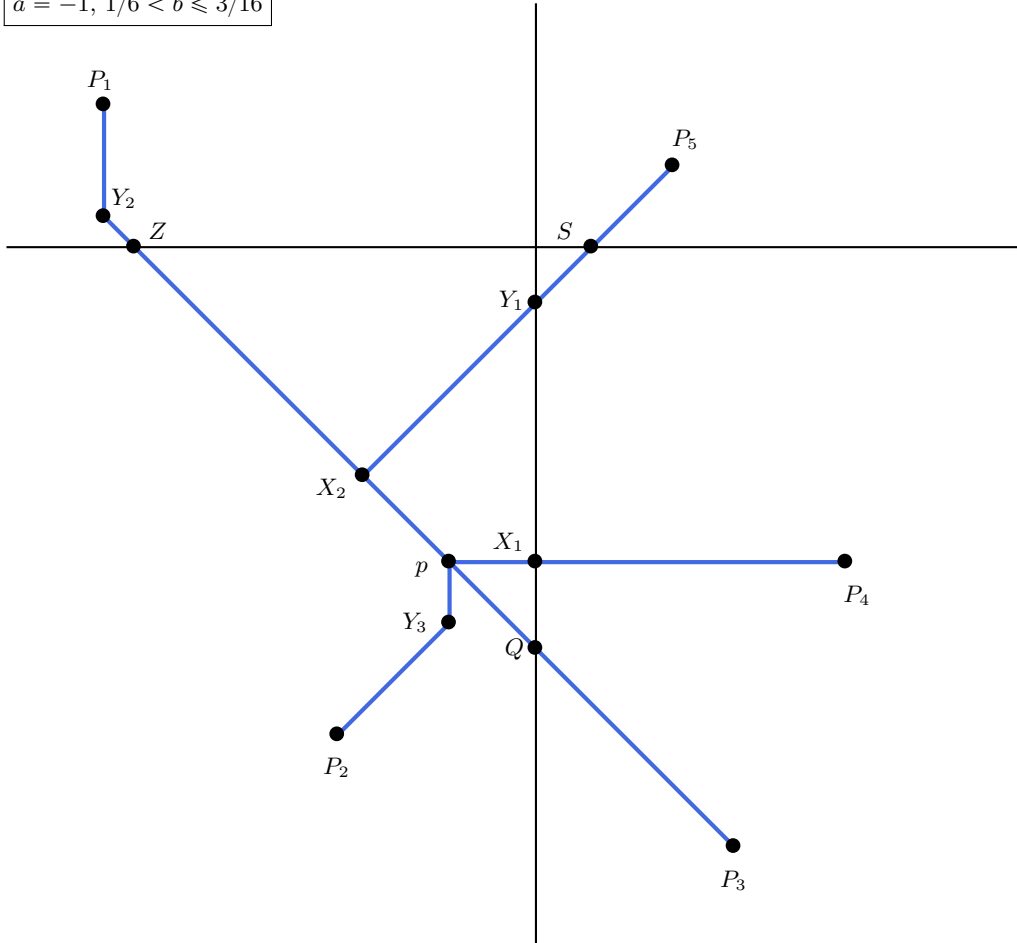


Figure 37: The graph Γ for $a = -1$ and $1/6 < b \leq 3/16$. Here $p = (-b, 2b - 1)$, $P_1 = (-5b, -4b + 1)$, $P_2 = (9b - 2, -1)$, $P_3 = (-9b + 2, 10b - 3)$, $P_4 = (-19b + 4, 2b - 1)$, $P_5 = (-21b + 4, -16b + 3)$, $Q = (0, b - 1)$, $S = (-5b + 1, 0)$, $X_1 = (0, 2b - 1)$, $X_2 = (-2b, 3b - 1)$, $Y_1 = (0, 5b - 1)$, $Y_2 = (-5b, 6b - 1)$, $Y_3 = (-b, -10b + 1)$ and $Z = (b - 1, 0)$.

$$a = -1, 3/16 < b < 4/15$$

Figure 38: In the case $a = -1$ and $3/16 < b < 4/15$ the graph Γ reduces to the fixed point $(-b, 2b - 1)$ and there is no need to plot the figure.

$$a = -1, 4/15 \leq b \leq 2/7$$

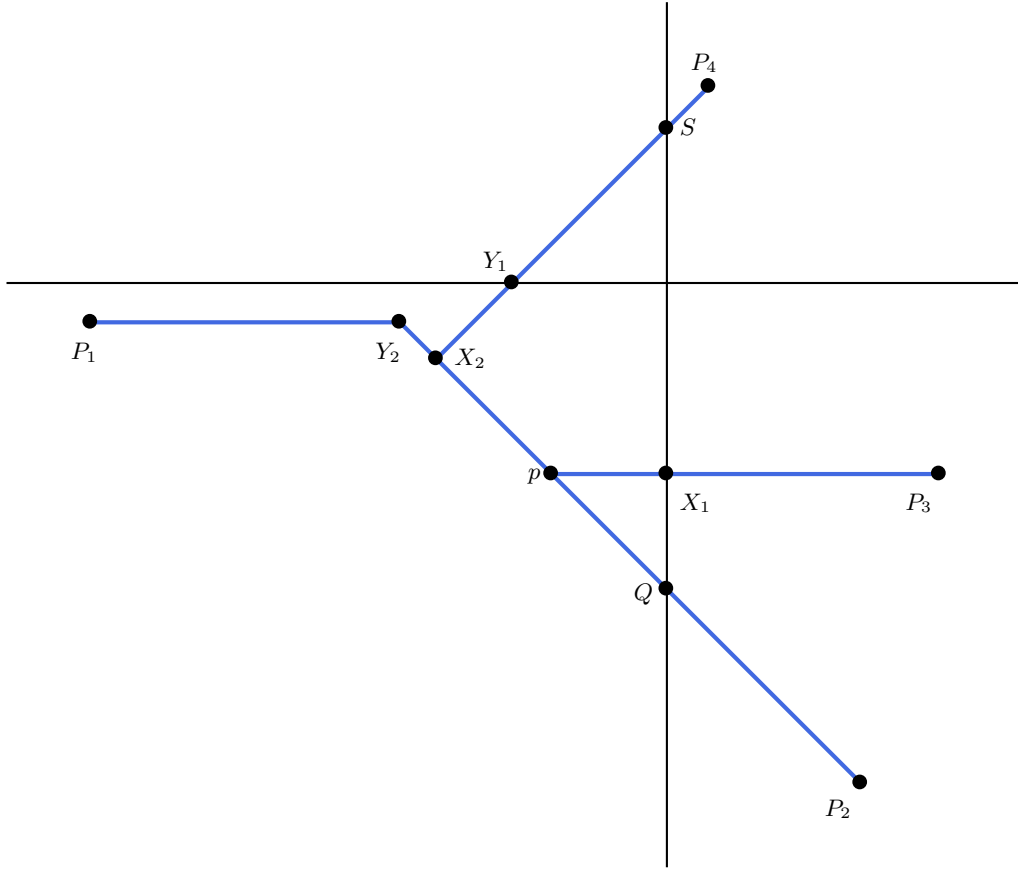


Figure 39: The graph Γ for $a = -1$ and $4/15 < b \leq 2/7$. Here $p = (-b, 2b - 1)$, $P_1 = (-5b, -4b + 1)$, $P_2 = (9b - 2, -8b + 1)$, $P_3 = (17b - 4, 2b - 1)$, $P_4 = (15b - 4, 20b - 5)$, $Q = (0, b - 1)$, $S = (0, 5b - 1)$, $X_1 = (0, 2b - 1)$, $X_2 = (-2b, 3b - 1)$, $Y_1 = (-5b + 1, 0)$ and $Y_2 = (5b - 2, -4b + 1)$.

$$a = -1, 2/7 < b \leq 1/3$$

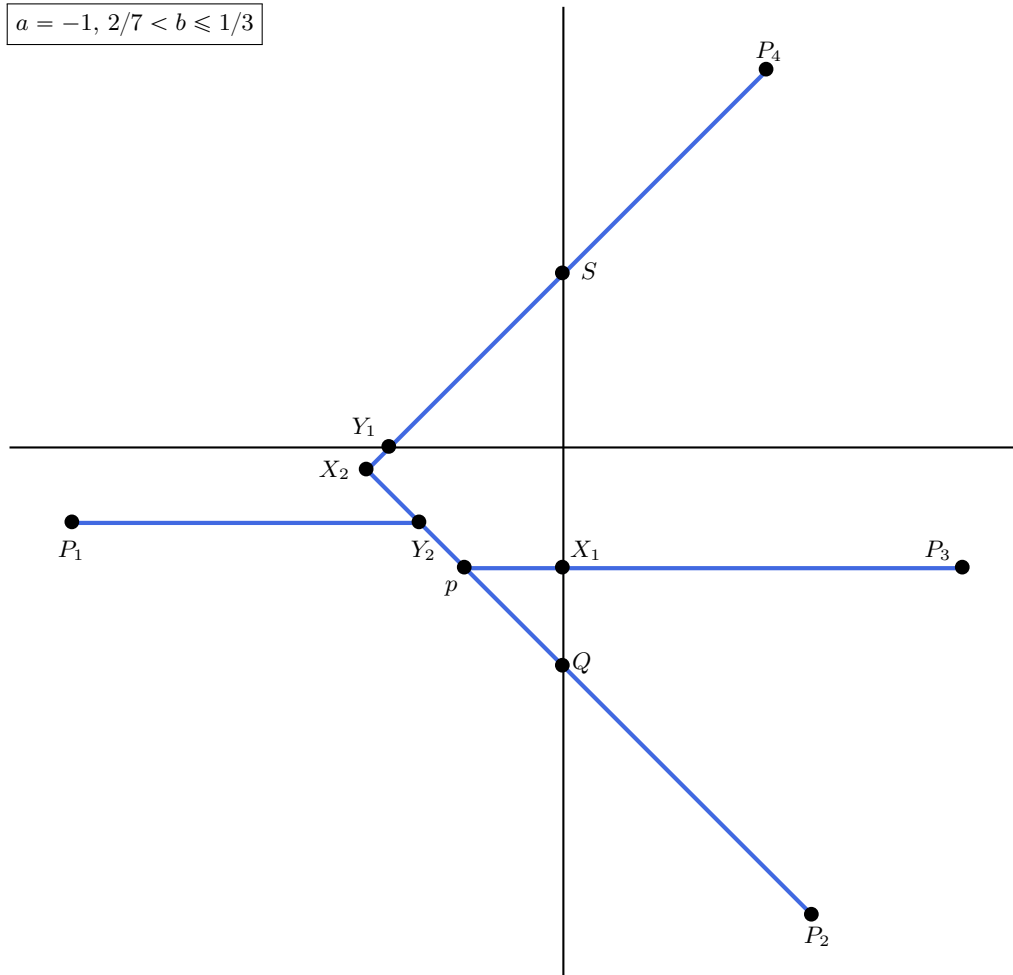


Figure 40: The graph Γ for $a = -1$ and $2/7 < b \leq 1/3$. Here $p = (-b, 2b - 1)$, $P_1 = (-5b, -4b + 1)$, $P_2 = (9b - 2, -8b + 1)$, $P_3 = (17b - 4, 2b - 1)$, $P_4 = (15b - 4, 20b - 5)$, $Q = (0, b - 1)$, $S = (0, 5b - 1)$, $X_1 = (0, 2b - 1)$, $X_2 = (-2b, 3b - 1)$, $Y_1 = (-5b + 1, 0)$ and $Y_2 = (5b - 2, -4b + 1)$.

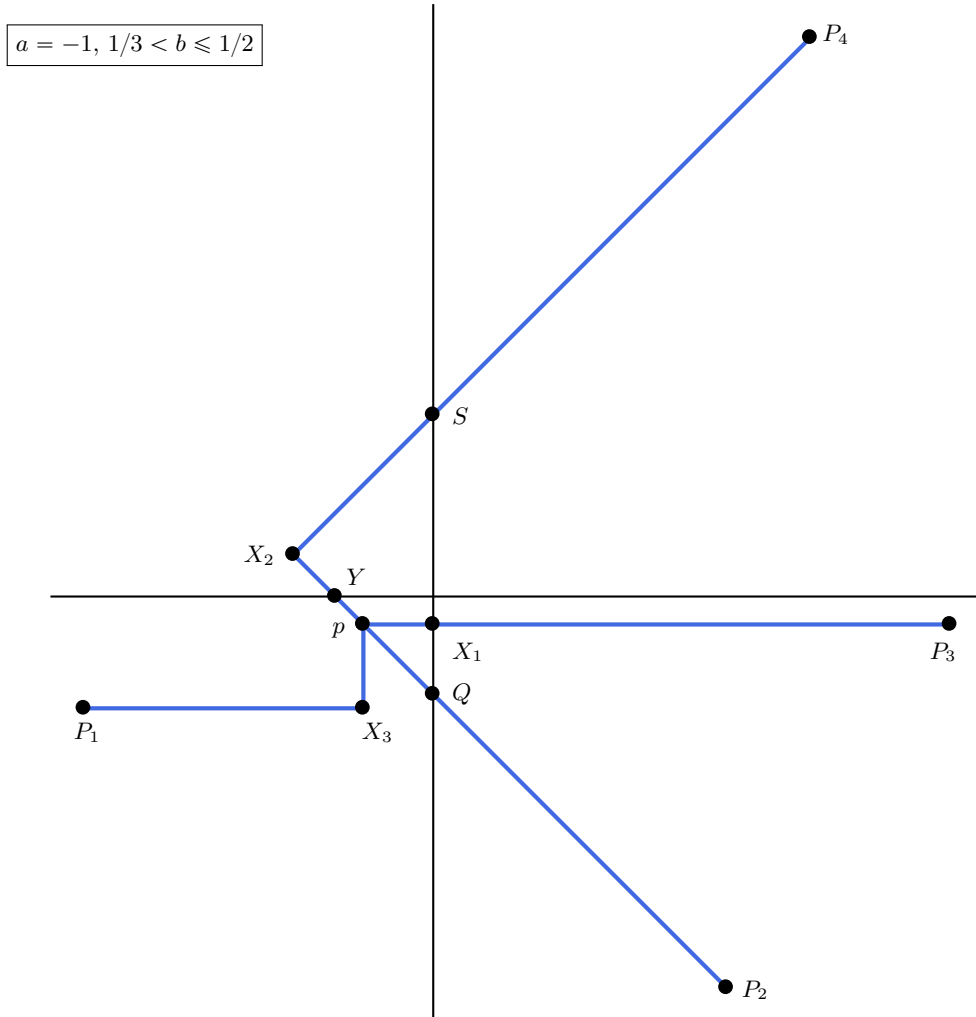


Figure 41: The graph Γ for $a = -1$ and $1/3 < b \leq 1/2$. Here $p = (-b, 2b - 1)$, $P_1 = (-5b, -4b + 1)$, $P_2 = (9b - 2, -8b + 1)$, $P_3 = (17b - 4, 2b - 1)$, $P_4 = (15b - 4, 20b - 5)$, $Q = (0, b - 1)$, $S = (0, 5b - 1)$, $X_1 = (0, 2b - 1)$, $X_2 = (-2b, 3b - 1)$, $X_3 = (-b, -4b + 1)$ and $Y = (-5b + 1, 0)$.

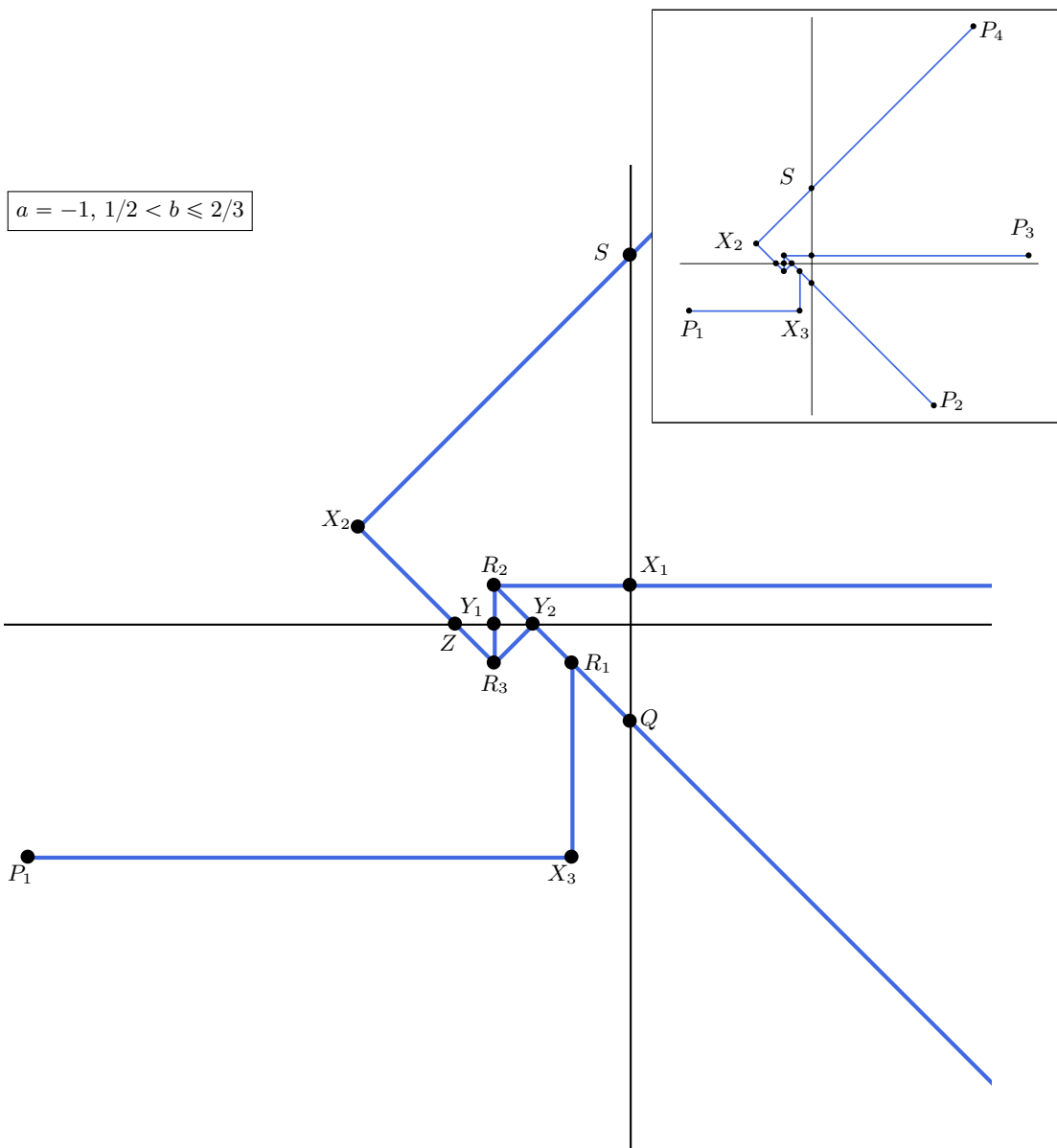


Figure 42: Detail of the the graph Γ for $a = -1$ and $1/2 < b \leq 2/3$. Here $P_1 = (-b - 2, -1)$, $P_2 = (b + 2, -3)$, $P_3 = (b + 4, 2b - 1)$, $P_4 = (-b + 4, 5)$, $Q = (0, b - 1)$, $R_1 = (3b - 2, -2b + 1)$, $R_2 = (-b, 2b - 1)$, $R_3 = (-b, -2b + 1)$, $S = (0, b + 1)$, $X_1 = (0, 2b - 1)$, $X_2 = (-2b, -b + 1)$, $X_3 = (3b - 2, -1)$, $Y_1 = (-b, 0)$, $Y_2 = (b - 1, 0)$ and $Z = (-3b + 1, 0)$. Beside, larger view.

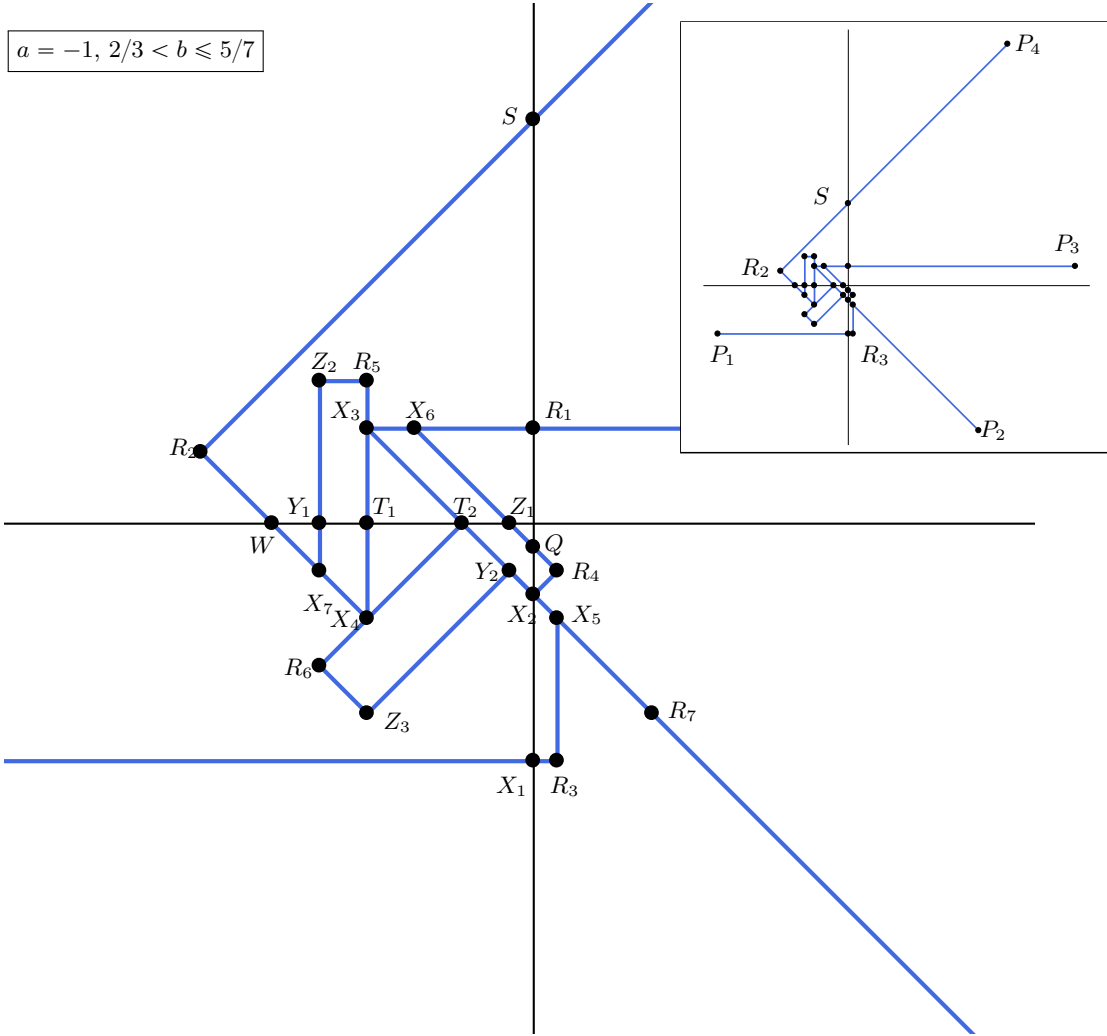


Figure 43: Detail of the the graph Γ for $a = -1$ and $2/3 < b \leq 5/7$. Here $P_1 = (-b - 2, -1)$, $P_2 = (b + 2, -3)$, $P_3 = (b + 4, 2b - 1)$, $P_4 = (-b + 4, 5)$, $Q = (0, 7b - 5)$, $R_1 = (0, 2b - 1)$, $R_2 = (-2b, 1 - b)$, $R_3 = (3b - 2, -1)$, $R_4 = (3b - 2, 4b - 3)$, $R_5 = (-b, 8b - 5)$, $R_6 = (-7b + 4, -8b + 5)$, $R_7 = (15b - 10, -14b + 9)$, $S = (0, b + 1)$, $T_1 = (-b, 0)$, $T_2 = (b - 1, 0)$, $W = (1 - 3b, 0)$, $X_1 = (0, -1)$, $X_2 = (0, b - 1)$, $X_3 = (-b, 2b - 1)$, $X_4 = (-b, 1 - 2b)$, $X_5 = (3b - 2, 1 - 2b)$, $X_6 = (5b - 4, 2b - 1)$, $X_7 = (-7b + 4, 4b - 3)$, $Y_1 = (-7b + 4, 0)$, $Y_2 = (7b - 5, -6b + 4)$, $Z_1 = (7b - 5, 0)$, $Z_2 = (-7b + 4, 8b - 5)$ and $Z_3 = (-b, 9 - 14b)$. and Beside, larger view.

$$a = -1, 5/7 < b \leq 19/26$$

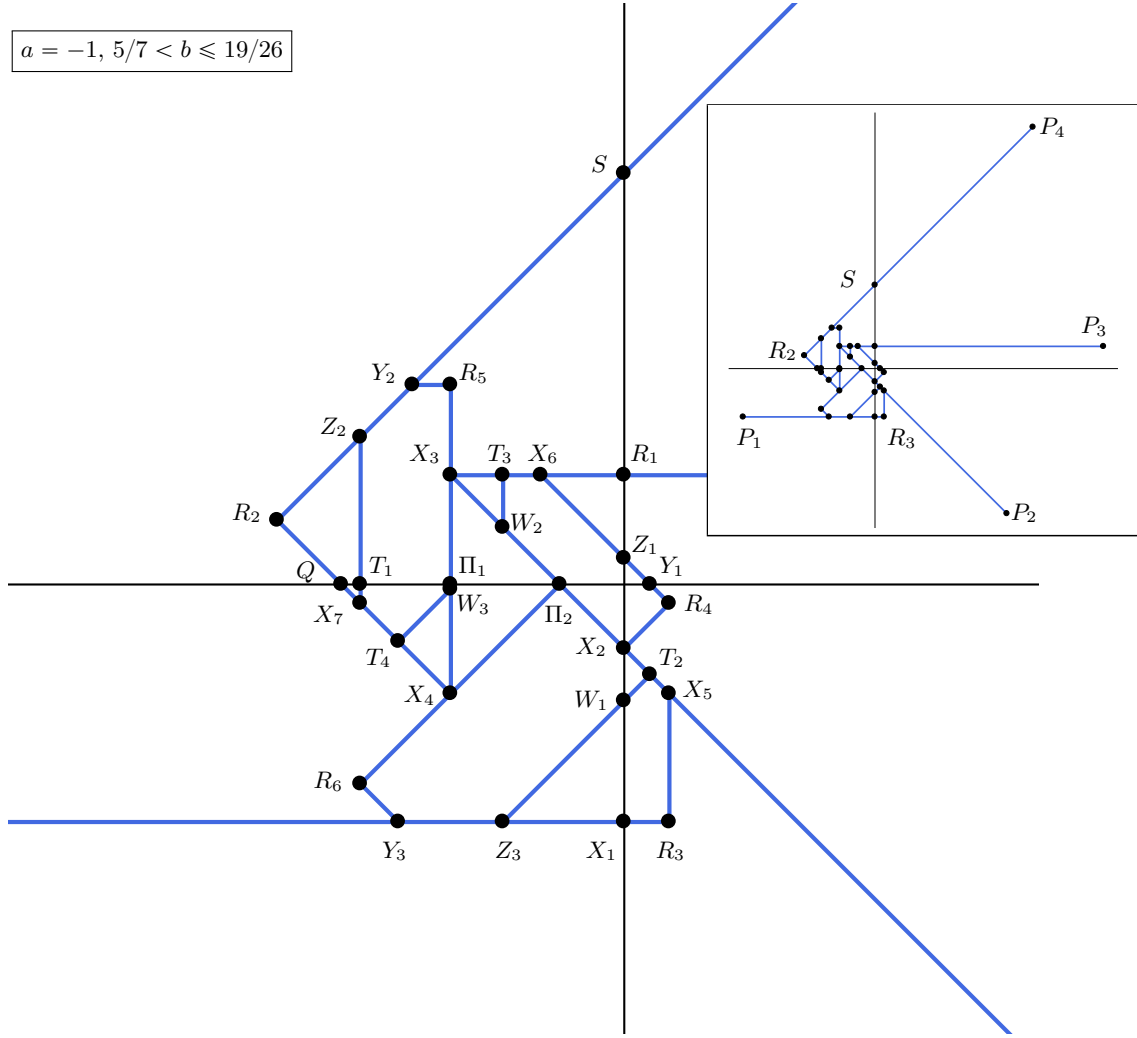


Figure 44: Detail of the the graph Γ for $a = -1$ and $5/7 < b \leq 19/26$. Here $P_1 = (-b-2, -1)$, $P_2 = (b+2, -3)$, $P_3 = (b+4, 2b-1)$, $P_4 = (-b+4, 5)$, $Q = (1-3b, 0)$, $R_1 = (0, 2b-1)$, $R_2 = (-2b, 1-b)$, $R_3 = (3b-2, -1)$, $R_4 = (3b-2, 4b-3)$, $R_5 = (-b, 8b-5)$, $R_6 = (-7b+4, -8b+5)$, $S = (0, b+1)$, $T_1 = (-7b+4, 0)$, $T_2 = (7b-5, -6b+4)$, $T_3 = (13b-10, 2b-1)$, $T_4 = (-15b+10, 12b-9)$, $W_1 = (0, -13b+9)$, $W_2 = (13b-10, -12b+9)$, $W_3 = (-b, 26b-19)$, $X_1 = (0, -1)$, $X_2 = (0, b-1)$, $X_3 = (-b, 2b-1)$, $X_4 = (-b, 1-2b)$, $X_5 = (3b-2, 1-2b)$, $X_6 = (5b-4, 2b-1)$, $X_7 = (-7b+4, 4b-3)$, $Y_1 = (7b-5, 0)$, $Y_2 = (7b-6, 8b-5)$, $Y_3 = (-15b+10, -1)$, $Z_1 = (0, 7b-5)$, $Z_2 = (-7b+4, -6b+5)$, $Z_3 = (13b-10, -1)$, $\Pi_1 = (-b, 0)$ and $\Pi_2 = (b-1, 0)$. Beside, larger view.

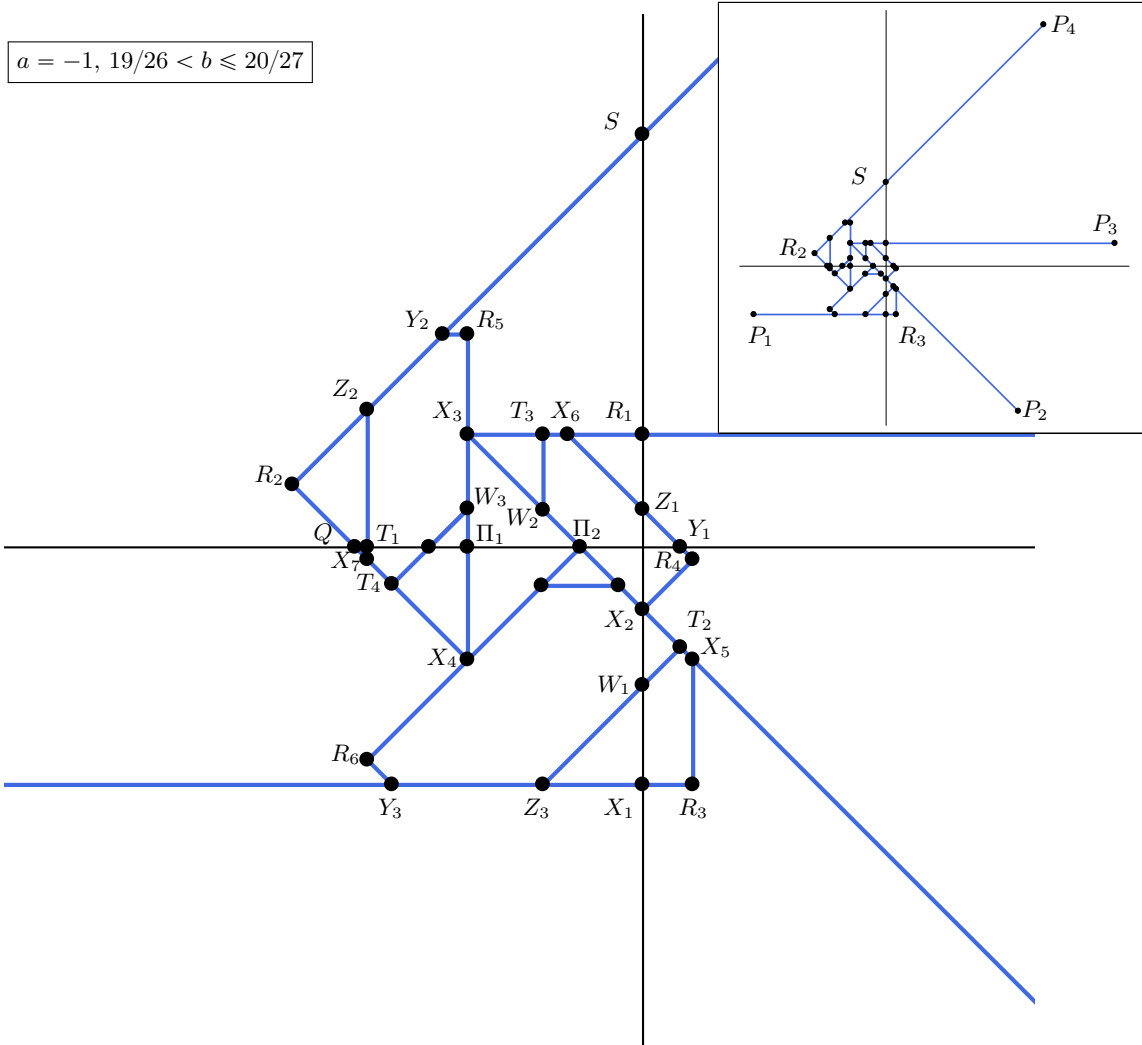


Figure 45: Detail of the the graph Γ for $a = -1$ and $19/26 < b \leq 20/27$. Here $P_1 = (-b - 2, -1)$, $P_2 = (b + 2, -3)$, $P_3 = (b + 4, 2b - 1)$, $P_4 = (-b + 4, 5)$, $Q = (1 - 3b, 0)$, $R_1 = (0, 2b - 1)$, $R_2 = (-2b, 1 - b)$, $R_3 = (3b - 2, -1)$, $R_4 = (3b - 2, 4b - 3)$, $R_5 = (-b, 8b - 5)$, $R_6 = (-7b + 4, -8b + 5)$, $S = (0, b + 1)$, $T_1 = (-7b + 4, 0)$, $T_2 = (7b - 5, -6b + 4)$, $T_3 = (13b - 10, 2b - 1)$, $T_4 = (-15b + 10, 12b - 9)$, $W_1 = (0, -13b + 9)$, $W_2 = (13b - 10, -12b + 9)$, $W_3 = (-b, 26b - 19)$, $X_1 = (0, -1)$, $X_2 = (0, b - 1)$, $X_3 = (-b, 2b - 1)$, $X_4 = (-b, 1 - 2b)$, $X_5 = (3b - 2, 1 - 2b)$, $X_6 = (5b - 4, 2b - 1)$, $X_7 = (-7b + 4, 4b - 3)$, $Y_1 = (7b - 5, 0)$, $Y_2 = (7b - 6, 8b - 5)$, $Y_3 = (-15b + 10, -1)$, $Z_1 = (0, 7b - 5)$, $Z_2 = (-7b + 4, -6b + 5)$, $Z_3 = (13b - 10, -1)$, $\Pi_1 = (-b, 0)$ and $\Pi_2 = (b - 1, 0)$. Beside, larger view.

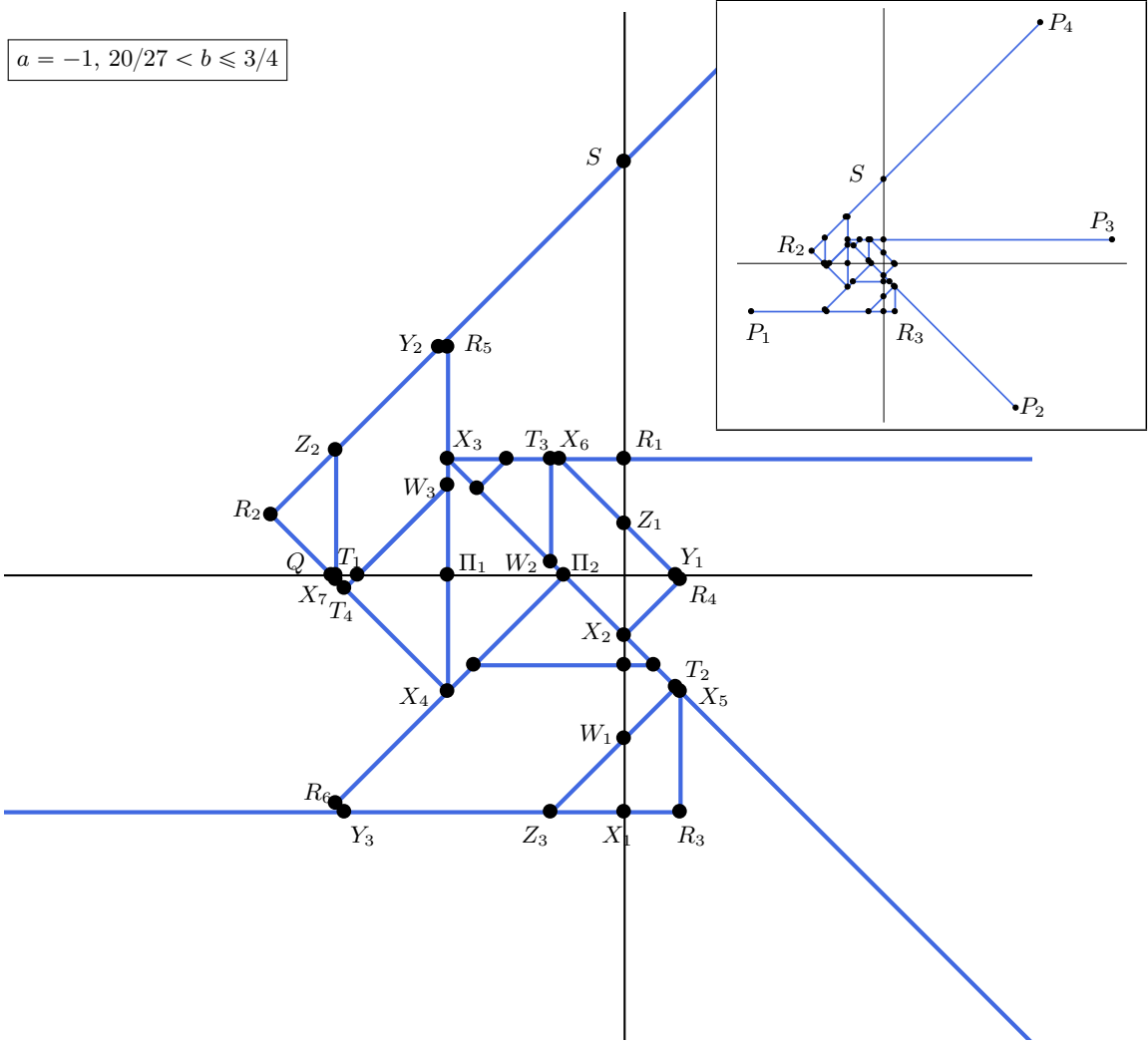


Figure 46: Detail of the the graph Γ for $a = -1$ and $20/27 < b \leq 3/4$. Here $P_1 = (-b-2, -1)$, $P_2 = (b+2, -3)$, $P_3 = (b+4, 2b-1)$, $P_4 = (-b+4, 5)$, $Q = (1-3b, 0)$, $R_1 = (0, 2b-1)$, $R_2 = (-2b, 1-b)$, $R_3 = (3b-2, -1)$, $R_4 = (3b-2, 4b-3)$, $R_5 = (-b, 8b-5)$, $R_6 = (-7b+4, -8b+5)$, $S = (0, b+1)$, $T_1 = (-7b+4, 0)$, $T_2 = (7b-5, -6b+4)$, $T_3 = (13b-10, 2b-1)$, $T_4 = (-15b+10, 12b-9)$, $W_1 = (0, -13b+9)$, $W_2 = (13b-10, -12b+9)$, $W_3 = (-b, 26b-19)$, $X_1 = (0, -1)$, $X_2 = (0, b-1)$, $X_3 = (-b, 2b-1)$, $X_4 = (-b, 1-2b)$, $X_5 = (3b-2, 1-2b)$, $X_6 = (5b-4, 2b-1)$, $X_7 = (-7b+4, 4b-3)$, $Y_1 = (7b-5, 0)$, $Y_2 = (7b-6, 8b-5)$, $Y_3 = (-15b+10, -1)$, $Z_1 = (0, 7b-5)$, $Z_2 = (-7b+4, -6b+5)$, $Z_3 = (13b-10, -1)$, $\Pi_1 = (-b, 0)$ and $\Pi_2 = (b-1, 0)$. Beside, larger view.

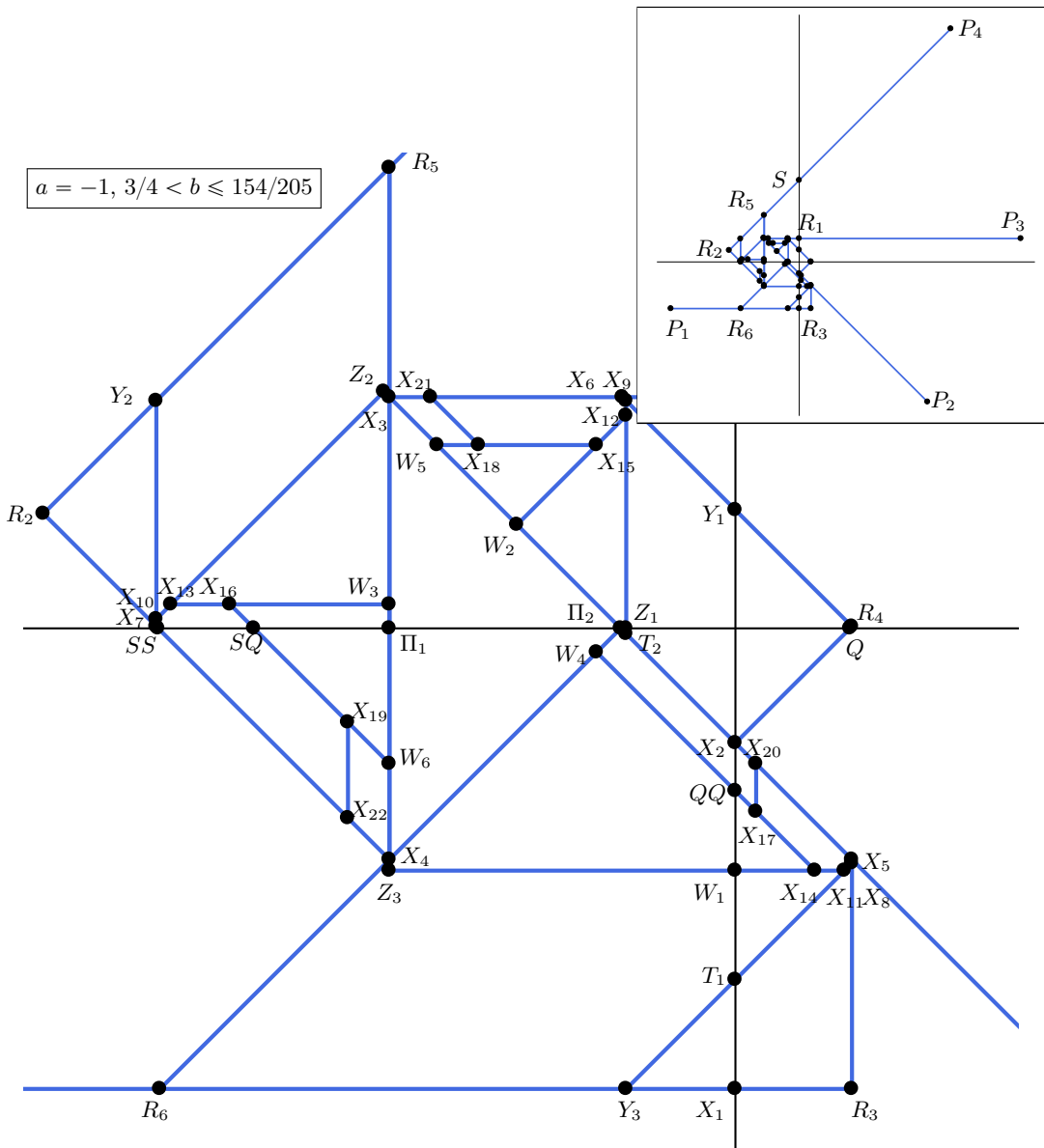


Figure 47: The graph Γ for $a = -1$ and $3/4 < b \leq 154/205$. Here $P_1 = (-b - 2, -1)$, $P_2 = (b + 2, -3)$, $P_3 = (b + 4, 2b - 1)$, $P_4 = (-b + 4, 5)$, $Q = (-b + 1, 0)$, $R_1 = (0, 2b - 1)$, $R_2 = (-2b, -b + 1)$, $R_3 = (3b - 2, -1)$, $R_4 = (3b - 2, 4b - 3)$, $R_5 = (-b, 1)$, $R_6 = (b - 2, -1)$, $S = (0, b + 1)$, $T_1 = (0, -13b + 9)$, $T_2 = (13b - 10, -12b + 9)$, $W_1 = (0, -26b + 19)$, $W_2 = (26b - 20, -25b + 19)$, $W_3 = (-b, 52b - 39)$, $W_4 = (-51b + 38, -52b + 39)$, $W_5 = (103b - 78, -102b + 77)$, $W_6 = (-b, 206b - 155)$, $X_1 = (0, -1)$, $X_2 = (0, b - 1)$, $X_3 = (-b, 2b - 1)$, $X_4 = (-b, -2b + 1)$, $X_5 = (3b - 2, -2b + 1)$, $X_6 = (5b - 4, 2b - 1)$, $X_7 = (-7b + 4, 4b - 3)$, $X_8 = (3b - 2, -10b + 7)$, $X_9 = (13b - 10, -6b + 5)$, $X_{10} = (-7b + 4, 20b - 15)$, $X_{11} = (10 - 13b, -26b + 19)$, $X_{12} = (13b - 10, -38b + 29)$, $X_{13} = (25b - 20, 52b - 39)$, $X_{14} = (-77b + 58, -26b + 19)$, $X_{15} = (-51b + 38, -102b + 77)$, $X_{16} = (153b - 116, 52b - 39)$, $X_{17} = (-205b + 154, 102b - 77)$, $X_{18} = (-307b + 230, -102b + 77)$, $X_{19} = (409b - 308, -204b + 153)$, $X_{20} = (-205b + 154, 206b - 155)$, $X_{21} = (-411b + 308, 2b - 1)$, $X_{22} = (409b - 308, -412b + 309)$, $Y_1 = (0, 7b - 5)$, $Y_2 = (-7b + 4, -6b + 5)$, $Y_3 = (13b - 10, -1)$, $Z_1 = (13b - 10, 0)$, $Z_2 = (-13b + 9, 14b - 10)$, $Z_3 = (-b, -26b + 19)$, $\Pi_1 = (-b, 0)$, $\Pi_2 = (b - 1, 0)$, $QQ = (0, -103b + 77)$, $SQ = (205b - 155, 0)$ and $SS = (-3b + 1, 0)$.

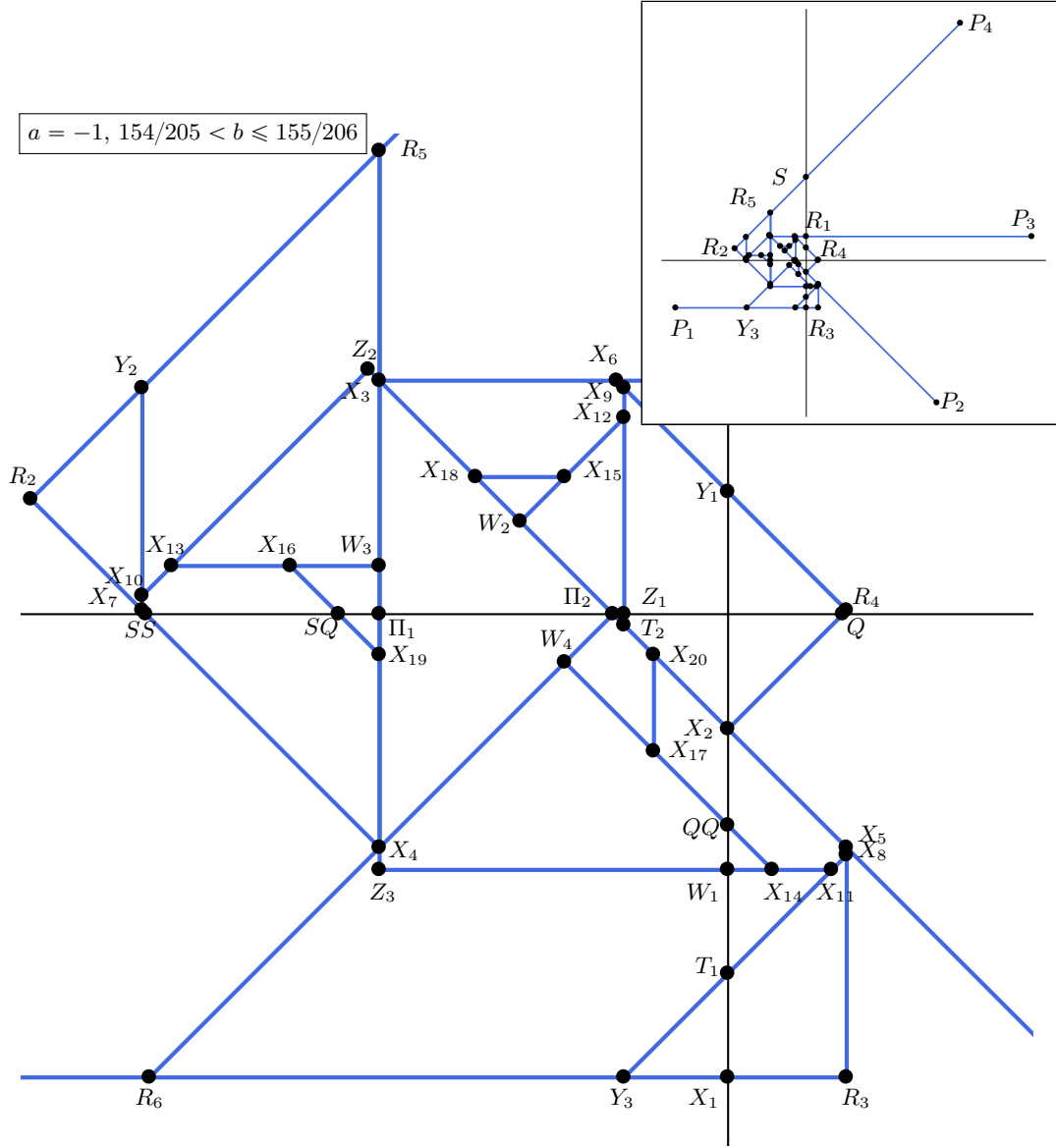


Figure 48: The graph Γ for $a = -1$ and $154/205 < b \leq 155/206$. Here $P_1 = (-b - 2, -1)$, $P_2 = (b + 2, -3)$, $P_3 = (b + 4, 2b - 1)$, $P_4 = (-b + 4, 5)$, $Q = (-b + 1, 0)$, $R_1 = (0, 2b - 1)$, $R_2 = (-2b, -b + 1)$, $R_3 = (3b - 2, -1)$, $R_4 = (3b - 2, 4b - 3)$, $R_5 = (-b, 1)$, $R_6 = (b - 2, -1)$, $S = (0, b + 1)$, $T_1 = (0, -13b + 9)$, $T_2 = (13b - 10, -12b + 9)$, $W_1 = (0, -26b + 19)$, $W_2 = (26b - 20, -25b + 19)$, $W_3 = (-b, 52b - 39)$, $W_4 = (-51b + 38, -52b + 39)$, $X_1 = (0, -1)$, $X_2 = (0, b - 1)$, $X_3 = (-b, 2b - 1)$, $X_4 = (-b, -2b + 1)$, $X_5 = (3b - 2, -2b + 1)$, $X_6 = (5b - 4, 2b - 1)$, $X_7 = (-7b + 4, 4b - 3)$, $X_8 = (3b - 2, -10b + 7)$, $X_9 = (13b - 10, -6b + 5)$, $X_{10} = (-7b + 4, 20b - 15)$, $X_{11} = (10 - 13b, -26b + 19)$, $X_{12} = (13b - 10, -38b + 29)$, $X_{13} = (25b - 20, 52b - 39)$, $X_{14} = (-77b + 58, -26b + 19)$, $X_{15} = (-51b + 38, -102b + 77)$, $X_{16} = (153b - 116, 52b - 39)$, $X_{17} = (-205b + 154, 102b - 77)$, $X_{18} = (103b - 78, -102b + 77)$, $X_{19} = (-b, 206b - 155)$, $X_{20} = (-205b + 154, 206b - 155)$, $Y_1 = (0, 7b - 5)$, $Y_2 = (-7b + 4, -6b + 5)$, $Y_3 = (13b - 10, -1)$, $Z_1 = (13b - 10, 0)$, $Z_2 = (-13b + 9, 14b - 10)$, $Z_3 = (-b, -26b + 19)$, $\Pi_1 = (-b, 0)$, $\Pi_2 = (b - 1, 0)$, $QQ = (0, -103b + 77)$, $SQ = (205b - 155, 0)$ and $SS = (-3b + 1, 0)$. For $b = \frac{82}{109}$, $X_{20} = T_2$.

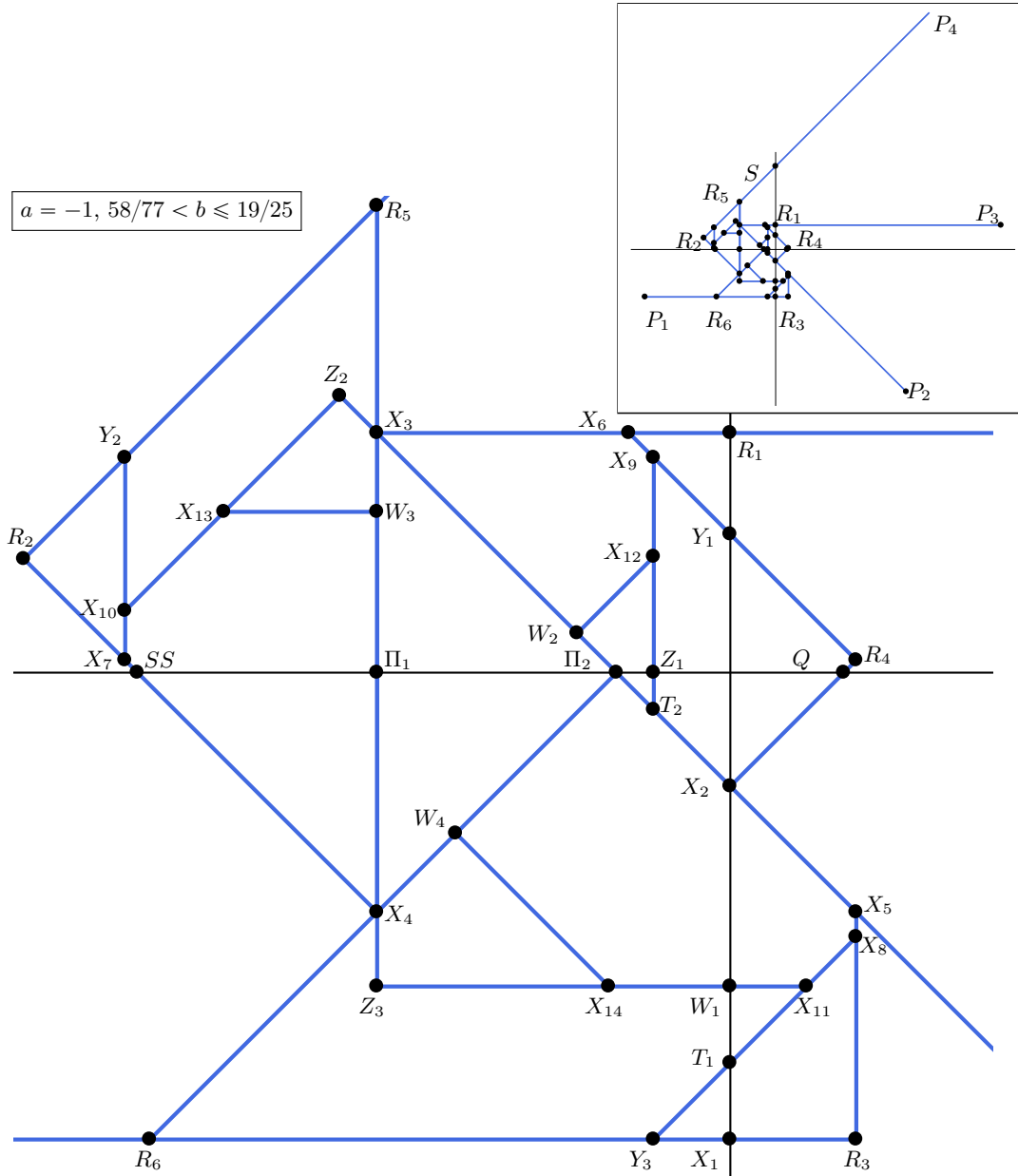


Figure 50: The graph Γ for $a = -1$ and $58/77 < b \leq 19/25$. Here $P_1 = (-b - 2, -1)$, $P_2 = (b + 2, -3)$, $P_3 = (b + 4, 2b - 1)$, $P_4 = (-b + 4, 5)$, $Q = (-b + 1, 0)$, $R_1 = (0, 2b - 1)$, $R_2 = (-2b, -b + 1)$, $R_3 = (3b - 2, -1)$, $R_4 = (3b - 2, 4b - 3)$, $R_5 = (-b, 1)$, $R_6 = (b - 2, -1)$, $S = (0, b + 1)$, $T_1 = (0, -13b + 9)$, $T_2 = (13b - 10, -12b + 9)$, $W_1 = (0, -26b + 19)$, $W_2 = (26b - 20, -25b + 19)$, $W_3 = (-b, 52b - 39)$, $W_4 = (-51b + 38, -52b + 39)$, $X_1 = (0, -1)$, $X_2 = (0, b - 1)$, $X_3 = (-b, 2b - 1)$, $X_4 = (-b, -2b + 1)$, $X_5 = (3b - 2, -2b + 1)$, $X_6 = (5b - 4, 2b - 1)$, $X_7 = (-7b + 4, 4b - 3)$, $X_8 = (3b - 2, -10b + 7)$, $X_9 = (13b - 10, -6b + 5)$, $X_{10} = (-7b + 4, 20b - 15)$, $X_{11} = (10 - 13b, -26b + 19)$, $X_{12} = (13b - 10, -38b + 29)$, $X_{13} = (25b - 20, 52b - 39)$, $X_{14} = (-77b + 58, -26b + 19)$, $Y_1 = (0, 7b - 5)$, $Y_2 = (-7b + 4, -6b + 5)$, $Y_3 = (13b - 10, -1)$, $Z_1 = (13b - 10, 0)$, $Z_2 = (-13b + 9, 14b - 10)$, $Z_3 = (-b, -26b + 19)$, $\Pi_1 = (-b, 0)$, $\Pi_2 = (b - 1, 0)$, and $SS = (-3b + 1, 0)$.

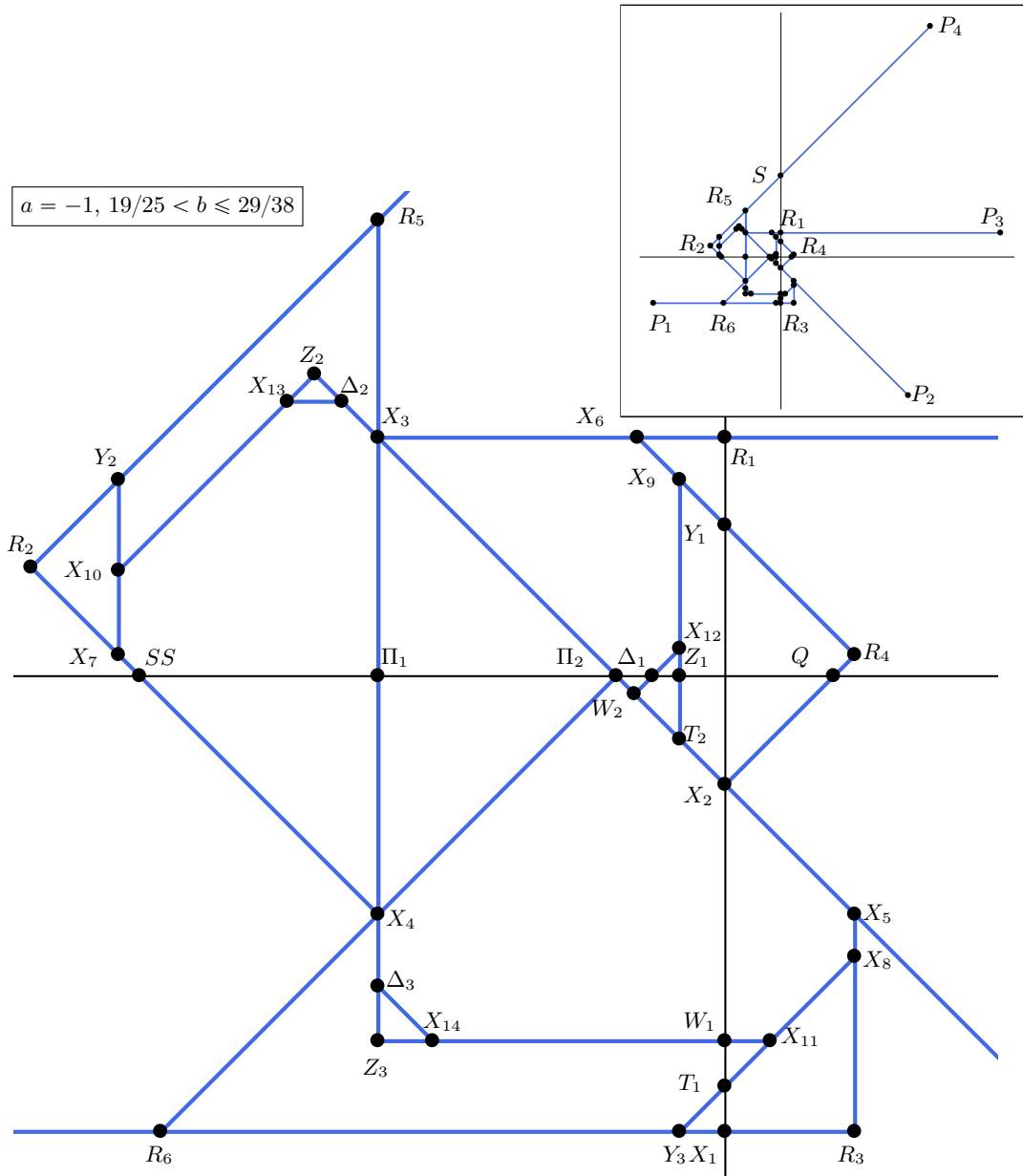


Figure 51: The graph Γ for $a = -1$ and $19/25 < b \leq 29/38$. Here $P_1 = (-b - 2, -1)$, $P_2 = (b + 2, -3)$, $P_3 = (b + 4, 2b - 1)$, $P_4 = (-b + 4, 5)$, $Q = (-b + 1, 0)$, $R_1 = (0, 2b - 1)$, $R_2 = (-2b, -b + 1)$, $R_3 = (3b - 2, -1)$, $R_4 = (3b - 2, 4b - 3)$, $R_5 = (-b, 1)$, $R_6 = (b - 2, -1)$, $S = (0, b + 1)$, $T_1 = (0, -13b + 9)$, $T_2 = (13b - 10, -12b + 9)$, $W_1 = (0, -26b + 19)$, $W_2 = (26b - 20, -25b + 19)$, $X_1 = (0, -1)$, $X_2 = (0, b - 1)$, $X_3 = (-b, 2b - 1)$, $X_4 = (-b, -2b + 1)$, $X_5 = (3b - 2, -2b + 1)$, $X_6 = (5b - 4, 2b - 1)$, $X_7 = (-7b + 4, 4b - 3)$, $X_8 = (3b - 2, -10b + 7)$, $X_9 = (13b - 10, -6b + 5)$, $X_{10} = (-7b + 4, 20b - 15)$, $X_{11} = (10 - 13b, -26b + 19)$, $X_{12} = (13b - 10, -38b + 29)$, $X_{13} = (25b - 20, 52b - 39)$, $X_{14} = (-77b + 58, -26b + 19)$, $Y_1 = (0, 7b - 5)$, $Y_2 = (-7b + 4, -6b + 5)$, $Y_3 = (13b - 10, -1)$, $Z_1 = (13b - 10, 0)$, $Z_2 = (-13b + 9, 14b - 10)$, $Z_3 = (-b, -26b + 19)$, $\Pi_1 = (-b, 0)$, $\Pi_2 = (b - 1, 0)$, $\Delta_1 = (51b - 39, 0)$, $\Delta_2 = (-b, 52b - 39)$, $\Delta_3 = (-51b + 38, -52b + 39)$ and $SS = (-3b + 1, 0)$.

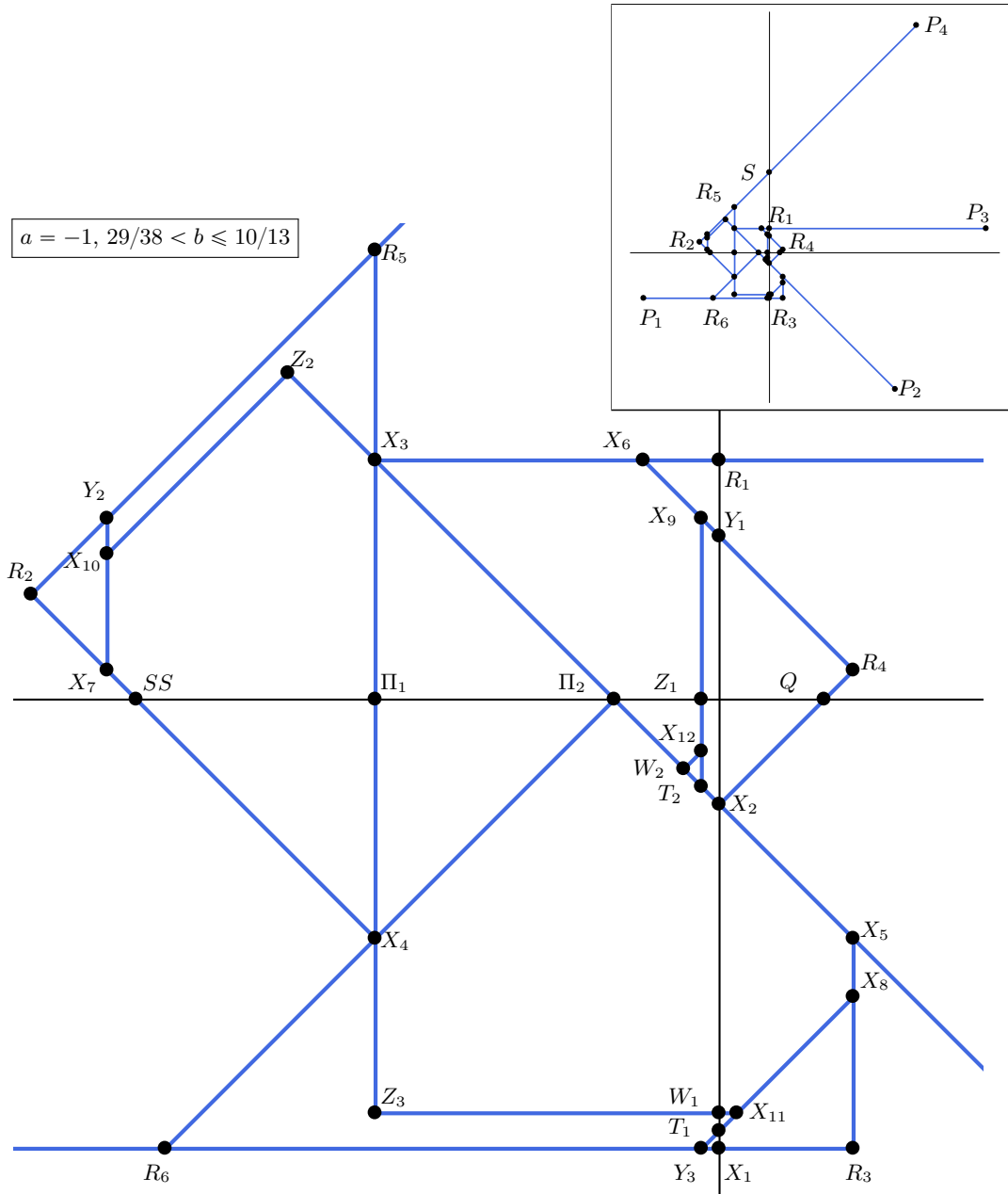


Figure 52: The graph Γ for $a = -1$ and $29/38 < b \leq 10/13$. Here $P_1 = (-b - 2, -1)$, $P_2 = (b + 2, -3)$, $P_3 = (b + 4, 2b - 1)$, $P_4 = (-b + 4, 5)$, $Q = (-b + 1, 0)$, $R_1 = (0, 2b - 1)$, $R_2 = (-2b, -b + 1)$, $R_3 = (3b - 2, -1)$, $R_4 = (3b - 2, 4b - 3)$, $R_5 = (-b, 1)$, $R_6 = (b - 2, -1)$, $S = (0, b + 1)$, $T_1 = (0, -13b + 9)$, $T_2 = (13b - 10, -12b + 9)$, $W_1 = (0, -26b + 19)$, $W_2 = (26b - 20, -25b + 19)$, $X_1 = (0, -1)$, $X_2 = (0, b - 1)$, $X_3 = (-b, 2b - 1)$, $X_4 = (-b, -2b + 1)$, $X_5 = (3b - 2, -2b + 1)$, $X_6 = (5b - 4, 2b - 1)$, $X_7 = (-7b + 4, 4b - 3)$, $X_8 = (3b - 2, -10b + 7)$, $X_9 = (13b - 10, -6b + 5)$, $X_{10} = (-7b + 4, 20b - 15)$, $X_{11} = (10 - 13b, -26b + 19)$, $X_{12} = (13b - 10, -38b + 29)$, $Y_1 = (0, 7b - 5)$, $Y_2 = (-7b + 4, -6b + 5)$, $Y_3 = (13b - 10, -1)$, $Z_1 = (13b - 10, 0)$, $Z_2 = (-13b + 9, 14b - 10)$, $Z_3 = (-b, -26b + 19)$, $\Pi_1 = (-b, 0)$, $\Pi_2 = (b - 1, 0)$ and $SS = (-3b + 1, 0)$.

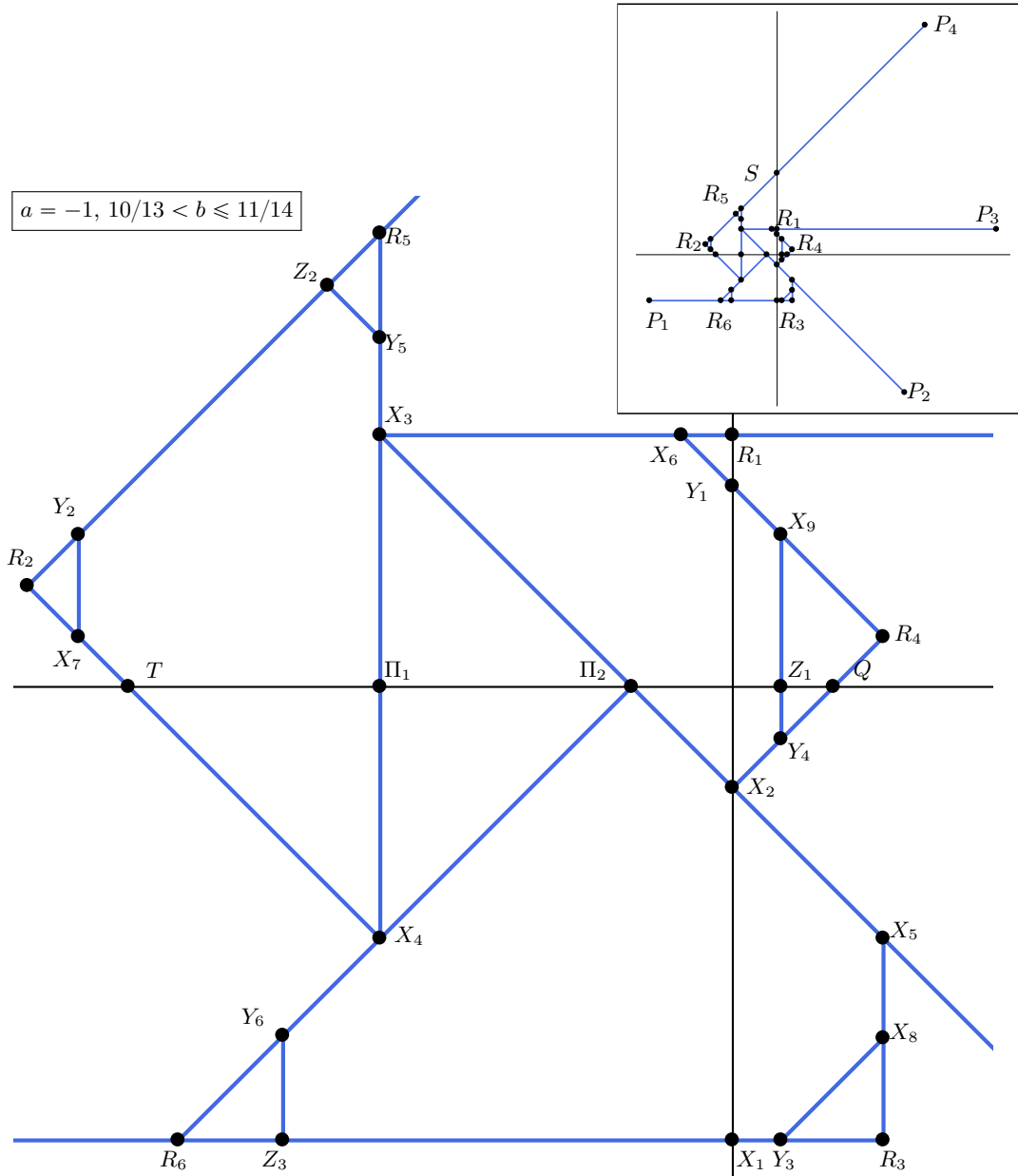


Figure 53: The graph Γ for $a = -1$ and $10/13 < b \leq 11/14$. Here $P_1 = (-b - 2, -1)$, $P_2 = (b + 2, -3)$, $P_3 = (b + 4, 2b - 1)$, $P_4 = (-b + 4, 5)$, $Q = (-b + 1, 0)$, $R_1 = (0, 2b - 1)$, $R_2 = (-2b, -b + 1)$, $R_3 = (3b - 2, -1)$, $R_4 = (3b - 2, 4b - 3)$, $R_5 = (-b, 1)$, $R_6 = (b - 2, -1)$, $S = (0, b + 1)$, $T = (-3b + 1, 0)$, $X_1 = (0, -1)$, $X_2 = (0, b - 1)$, $X_3 = (-b, 2b - 1)$, $X_4 = (-b, -2b + 1)$, $X_5 = (3b - 2, -2b + 1)$, $X_6 = (5b - 4, 2b - 1)$, $X_7 = (-7b + 4, 4b - 3)$, $X_8 = (3b - 2, -10b + 7)$, $X_9 = (13b - 10, -6b + 5)$, $Y_1 = (0, 7b - 5)$, $Y_2 = (-7b + 4, -6b + 5)$, $Y_3 = (13b - 10, -1)$, $Y_4 = (13b - 10, 14b - 11)$, $Y_5 = (-b, 28b - 21)$, $Y_6 = (-27b + 20, -28b + 21)$, $Z_1 = (13b - 10, 0)$, $Z_2 = (13b - 11, 14b - 10)$, $Z_3 = (-27b + 20, -1)$, $\Pi_1 = (-b, 0)$, and $\Pi_2 = (b - 1, 0)$.

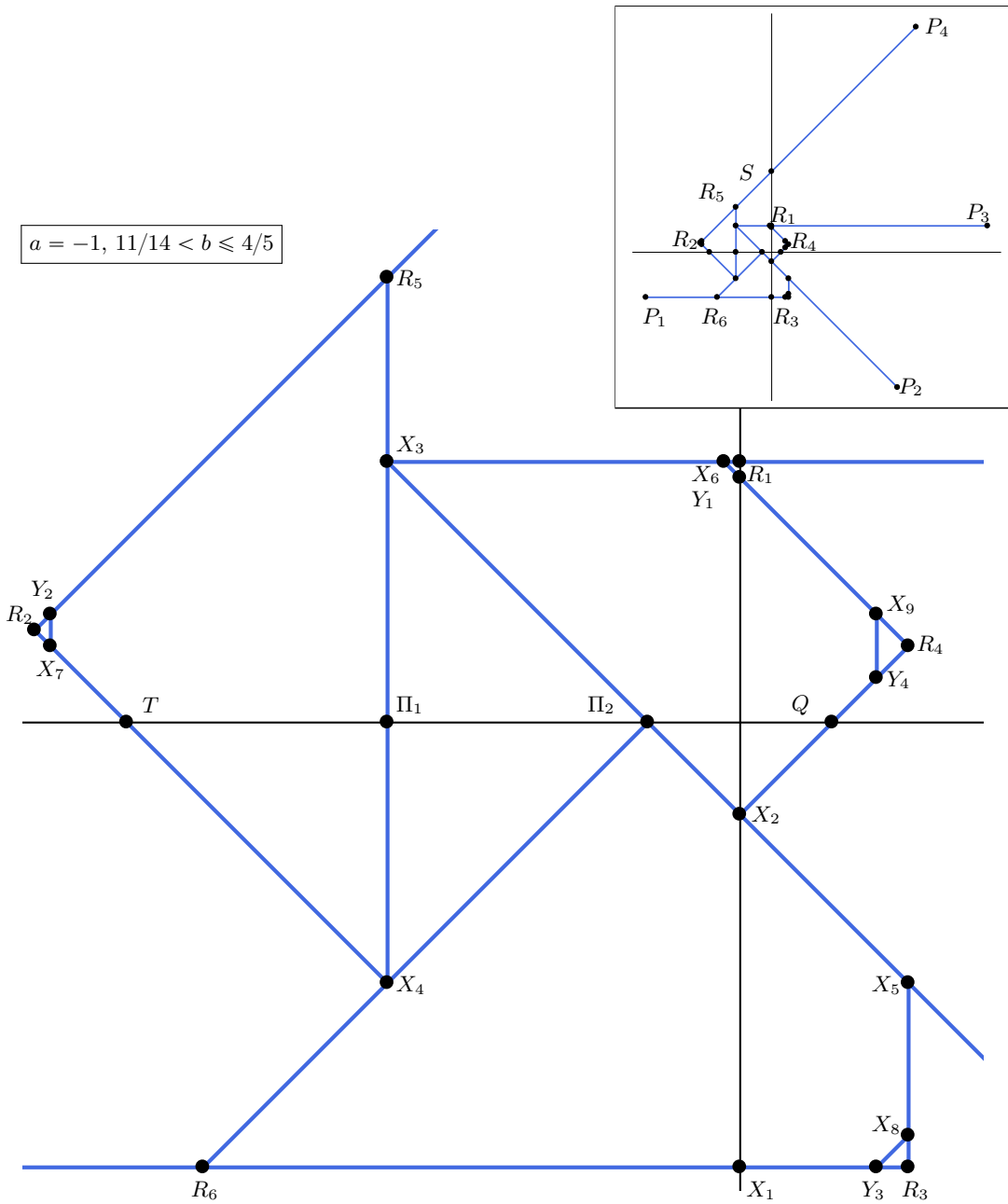


Figure 54: The graph Γ for $a = -1$ and $11/14 < b \leq 4/5$. Here $P_1 = (-b - 2, -1)$, $P_2 = (b + 2, -3)$, $P_3 = (b + 4, 2b - 1)$, $P_4 = (-b + 4, 5)$, $Q = (-b + 1, 0)$, $R_1 = (0, 2b - 1)$, $R_2 = (-2b, -b + 1)$, $R_3 = (3b - 2, -1)$, $R_4 = (3b - 2, 4b - 3)$, $R_5 = (-b, 1)$, $R_6 = (b - 2, -1)$, $S = (0, b + 1)$, $T = (-3b + 1, 0)$, $X_1 = (0, -1)$, $X_2 = (0, b - 1)$, $X_3 = (-b, 2b - 1)$, $X_4 = (-b, -2b + 1)$, $X_5 = (3b - 2, -2b + 1)$, $X_6 = (5b - 4, 2b - 1)$, $X_7 = (-7b + 4, 4b - 3)$, $X_8 = (3b - 2, -10b + 7)$, $X_9 = (13b - 10, -6b + 5)$, $Y_1 = (0, 7b - 5)$, $Y_2 = (-7b + 4, -6b + 5)$, $Y_3 = (13b - 10, -1)$, $Y_4 = (13b - 10, 14b - 11)$, $\Pi_1 = (-b, 0)$ and $\Pi_2 = (b - 1, 0)$.

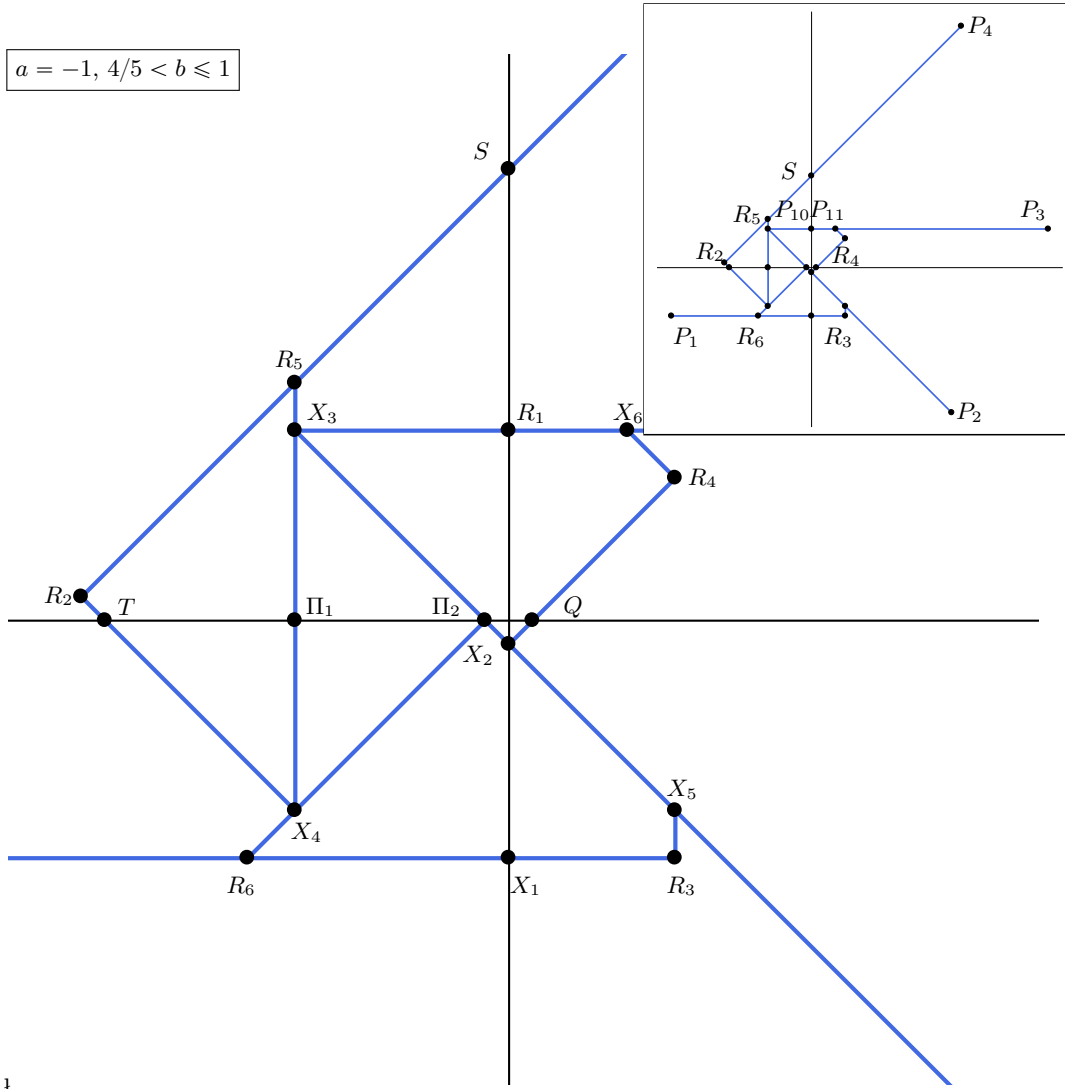


Figure 55: The graph Γ for $a = -1$ and $4/5 < b \leq 1$. Here $P_1 = (-b - 2, -1)$, $P_2 = (b + 2, -3)$, $P_3 = (b + 4, 2b - 1)$, $P_4 = (-b + 4, 5)$, $Q = (-b + 1, 0)$, $R_1 = (0, 2b - 1)$, $R_2 = (-2b, -b + 1)$, $R_3 = (3b - 2, -1)$, $R_4 = (3b - 2, 4b - 3)$, $R_5 = (-b, 1)$, $R_6 = (b - 2, -1)$, $S_1 = (0, b + 1)$, $T = (-3b + 1, 0)$, $X_1 = (0, -1)$, $X_2 = (0, b - 1)$, $X_3 = (-b, 2b - 1)$, $X_4 = (-b, -2b + 1)$, $X_5 = (3b - 2, -2b + 1)$, $X_6 = (5b - 4, 2b - 1)$, $\Pi_1 = (-b, 0)$ and $\Pi_2 = (b - 1, 0)$.

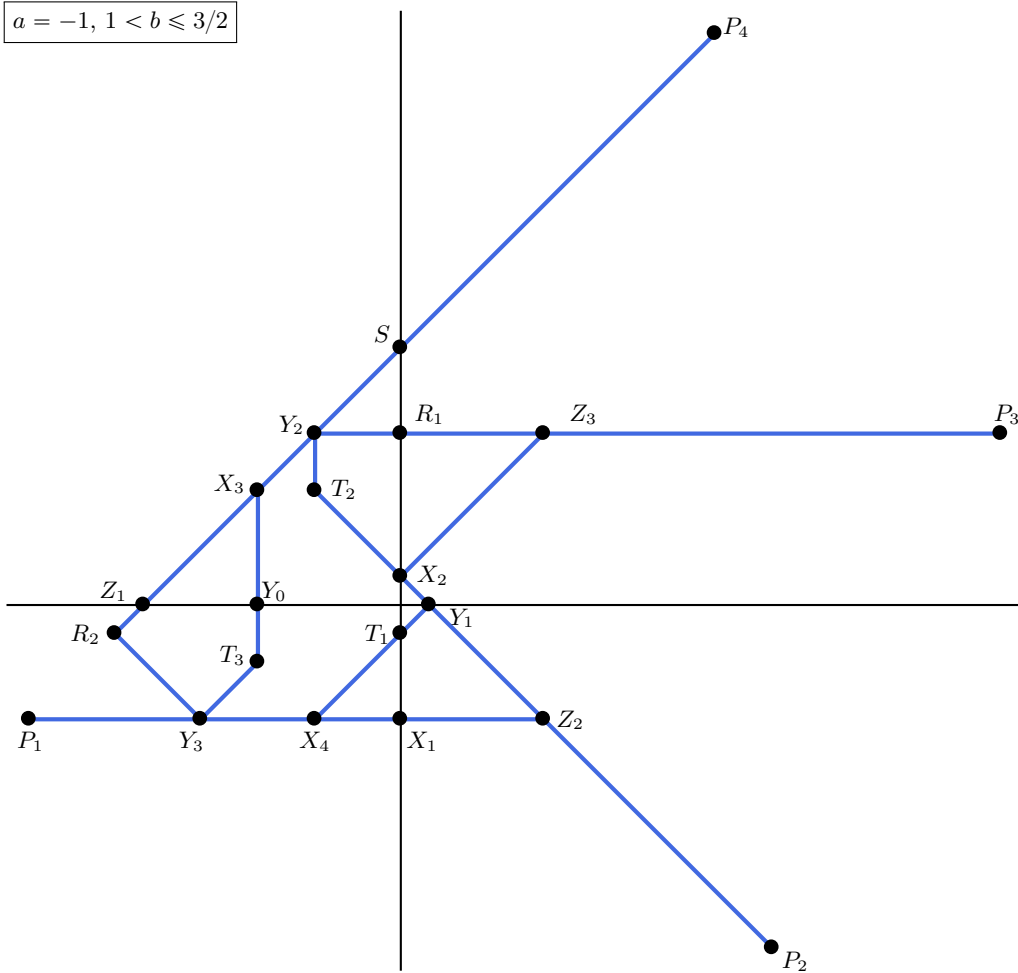


Figure 56: The graph Γ for $a = -1$ and $1/ < b \leq 3/2$. Here $P_1 = (-b - 2, -1)$, $P_2 = (b + 2, -3)$, $P_3 = (b + 4, 2b - 1)$, $P_4 = (-b + 4, 5)$, $R_1 = (0, 2b - 1)$, $R_2 = (-2b, -b + 1)$, $S = (0, b + 1)$, $T_1 = (0, -b + 1)$, $T_2 = (b - 2, 1)$, $T_3 = (-b, 2b - 3)$, $X_1 = (0, -1)$, $X_2 = (0, b - 1)$, $X_3 = (-b, 1)$, $X_4 = (b - 2, -1)$, $Y_0 = (-b, 0)$, $Y_1 = (b - 1, 0)$, $Y_2 = (b - 2, 2b - 1)$, $Y_3 = (-3b + 2, -1)$, $Z_1 = (-b - 1, 0)$, $Z_2 = (b, -1)$ and $Z_3 = (b, 2b - 1)$.

$$a = -1, 3/2 < b \leq 8/5$$

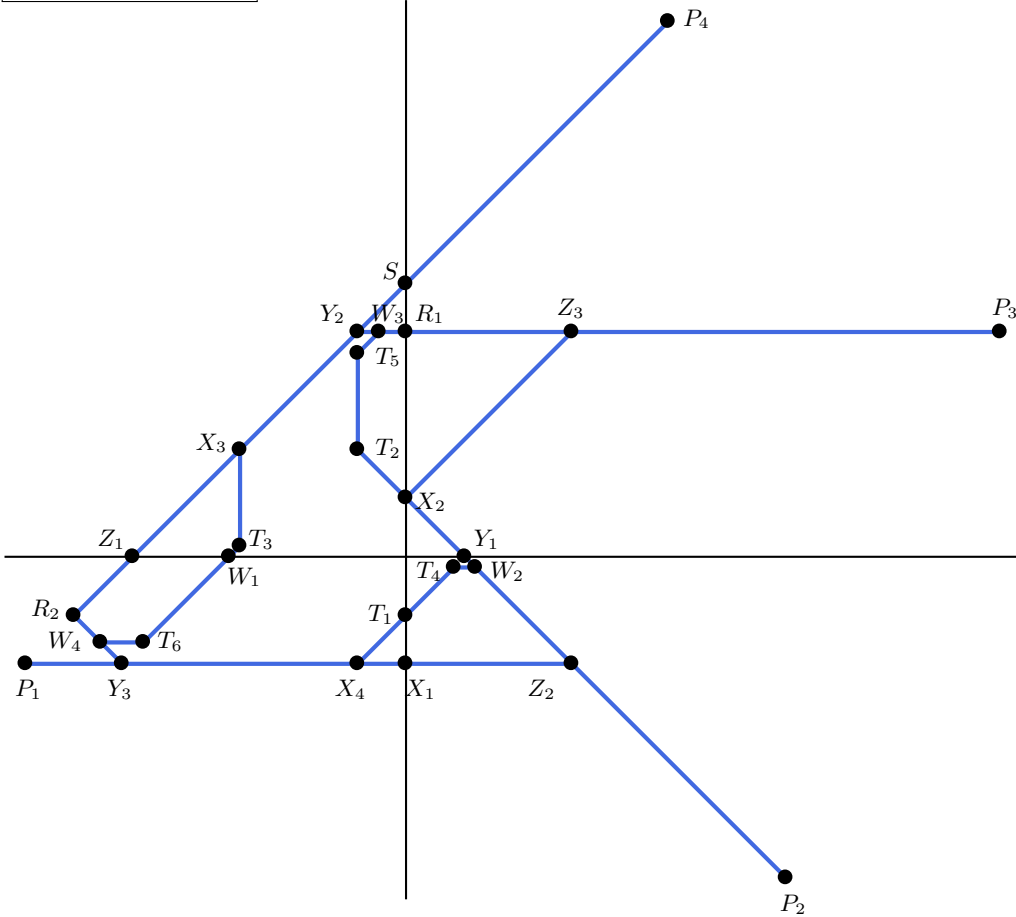


Figure 57: The graph Γ for $a = -1$ and $3/2 < b \leq 8/5$. Here $P_1 = (-b - 2, -1)$, $P_2 = (b + 2, -3)$, $P_3 = (b + 4, 2b - 1)$, $P_4 = (-b + 4, 5)$, $R_1 = (0, 2b - 1)$, $R_2 = (-2b, -b + 1)$, $S = (0, b + 1)$, $T_1 = (0, -b + 1)$, $T_2 = (b - 2, 1)$, $T_3 = (-b, 2b - 3)$, $T_4 = (-b + 2, -2b + 3)$, $T_5 = (b - 2, -2b + 5)$, $T_6 = (-4 + b, 4b - 7)$, $W_1 = (-3b + 3, 0)$, $W_2 = (3b - 4, -2b + 3)$, $W_3 = (5b - 8, 2b - 1)$, $W_4 = (-7b + 8, 4b - 7)$, $X_1 = (0, -1)$, $X_2 = (0, b - 1)$, $X_3 = (-b, 1)$, $X_4 = (b - 2, -1)$, $Y_1 = (b - 1, 0)$, $Y_2 = (b - 2, 2b - 1)$, $Y_3 = (-3b + 2, -1)$, $Z_1 = (-b - 1, 0)$, $Z_2 = (b, -1)$ and $Z_3 = (b, 2b - 1)$.

$$a = -1, 8/5 < b \leq 7/4$$

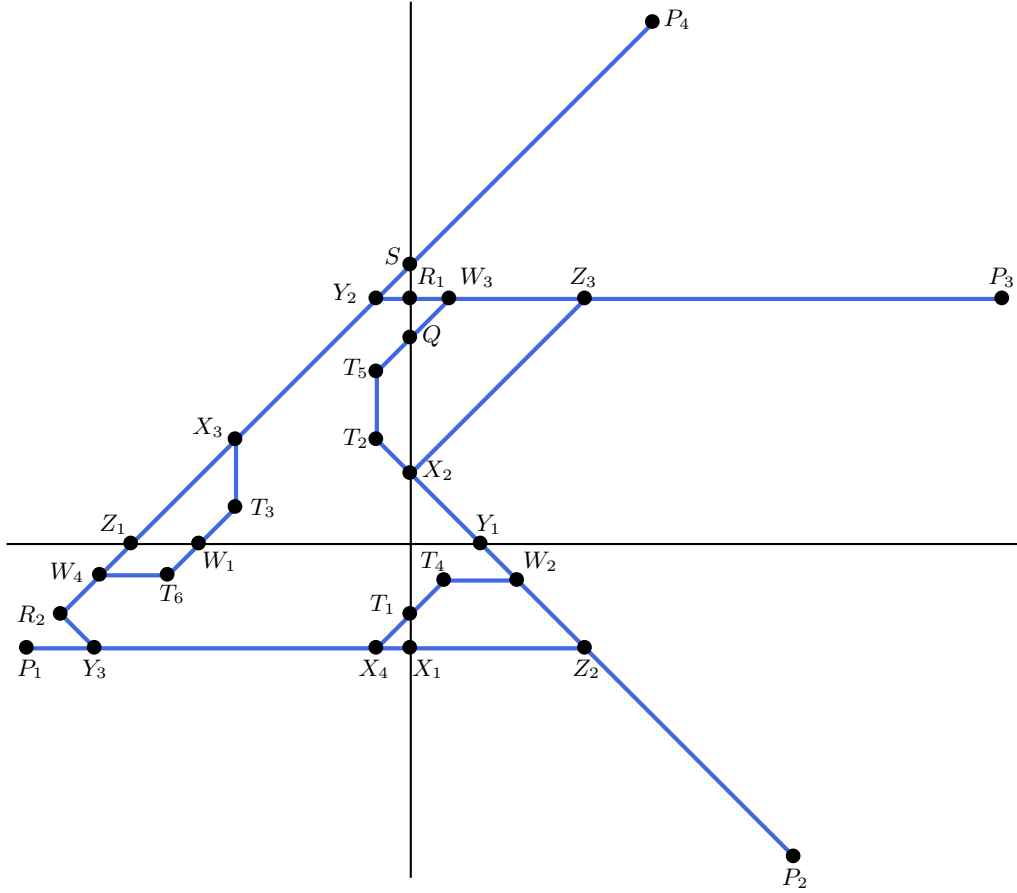


Figure 58: The graph Γ for $a = -1$ and $8/5 < b \leq 7/4$. Here $P_1 = (-b - 2, -1)$, $P_2 = (b + 2, -3)$, $P_3 = (b + 4, 2b - 1)$, $P_4 = (-b + 4, 5)$, $Q = (0, -3b + 7)$, $R_1 = (0, 2b - 1)$, $R_2 = (-2b, -b + 1)$, $S = (0, b + 1)$, $T_1 = (0, -b + 1)$, $T_2 = (b - 2, 1)$, $T_3 = (-b, 2b - 3)$, $T_4 = (-b + 2, -2b + 3)$, $T_5 = (b - 2, -2b + 5)$, $T_6 = (-4 + b, 4b - 7)$, $W_1 = (-3b + 3, 0)$, $W_2 = (3b - 4, -2b + 3)$, $W_3 = (5b - 8, 2b - 1)$, $W_4 = (3b - 8, 4b - 7)$. $X_1 = (0, -1)$, $X_2 = (0, b - 1)$, $X_3 = (-b, 1)$, $X_4 = (b - 2, -1)$, $Y_1 = (b - 1, 0)$, $Y_2 = (b - 2, 2b - 1)$, $Y_3 = (-3b + 2, -1)$, $Z_1 = (-b - 1, 0)$, $Z_2 = (b, -1)$ and $Z_3 = (b, 2b - 1)$.

$$a = -1, 7/4 < b < 2$$

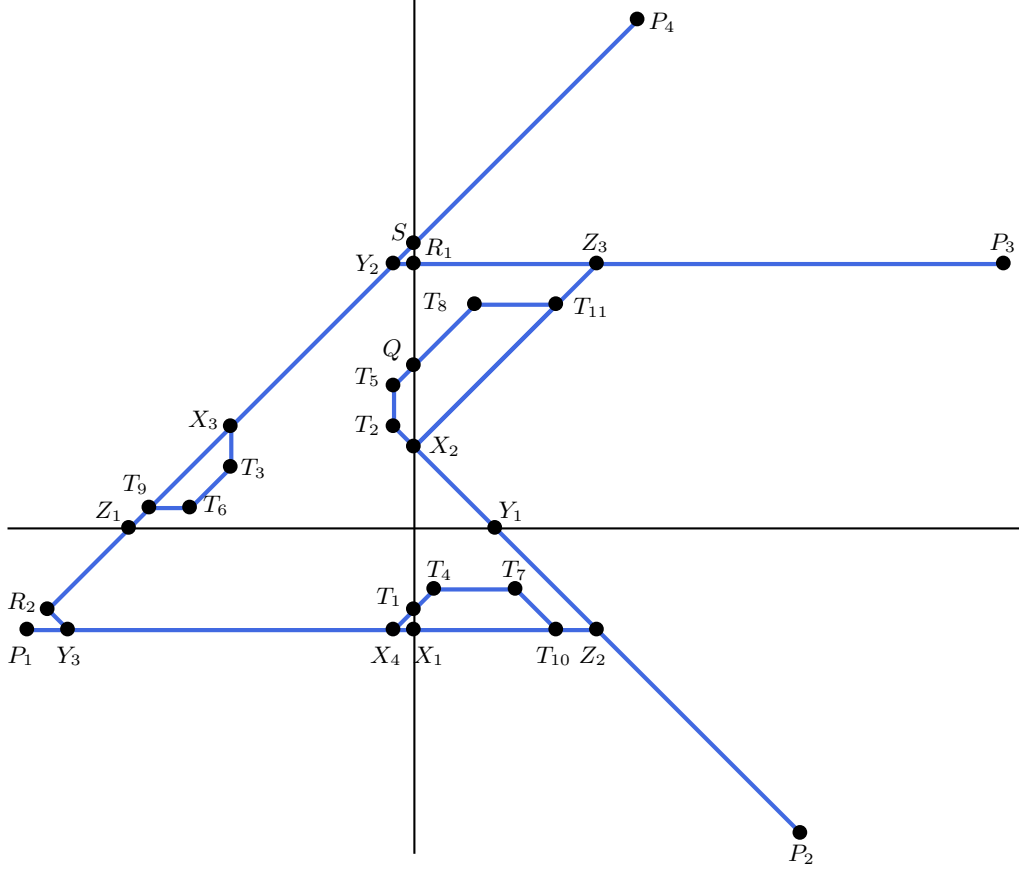


Figure 59: The graph Γ for $a = -1$ and $7/4 < b < 2$. Here $P_1 = (-b - 2, -1)$, $P_2 = (b + 2, -3)$, $P_3 = (b + 4, 2b - 1)$, $P_4 = (-b + 4, 5)$, $Q = (0, -3b + 7)$, $R_1 = (0, 2b - 1)$, $R_2 = (-2b, -b + 1)$, $S = (0, b + 1)$, $T_1 = (0, -b + 1)$, $T_2 = (b - 2, 1)$, $T_3 = (-b, 2b - 3)$, $T_4 = (-b + 2, -2b + 3)$, $T_5 = (b - 2, -2b + 5)$, $T_6 = (-4 + b, 4b - 7)$, $T_7 = (-5b + 10, -2b + 3)$, $T_8 = (-3b + 6, -6b + 13)$, $T_9 = (3b - 8, 4b - 7)$, $T_{10} = (-7b + 14, -1)$, $T_{11} = (-7b + 14, -6b + 13)$, $X_1 = (0, -1)$, $X_2 = (0, b - 1)$, $X_3 = (-b, 1)$, $X_4 = (b - 2, -1)$, $Y_1 = (b - 1, 0)$, $Y_2 = (b - 2, 2b - 1)$, $Y_3 = (-3b + 2, -1)$, $Z_1 = (-b - 1, 0)$, $Z_2 = (b, -1)$ and $Z_3 = (b, 2b - 1)$.

$$a = -1, 2 \leq b < 3$$

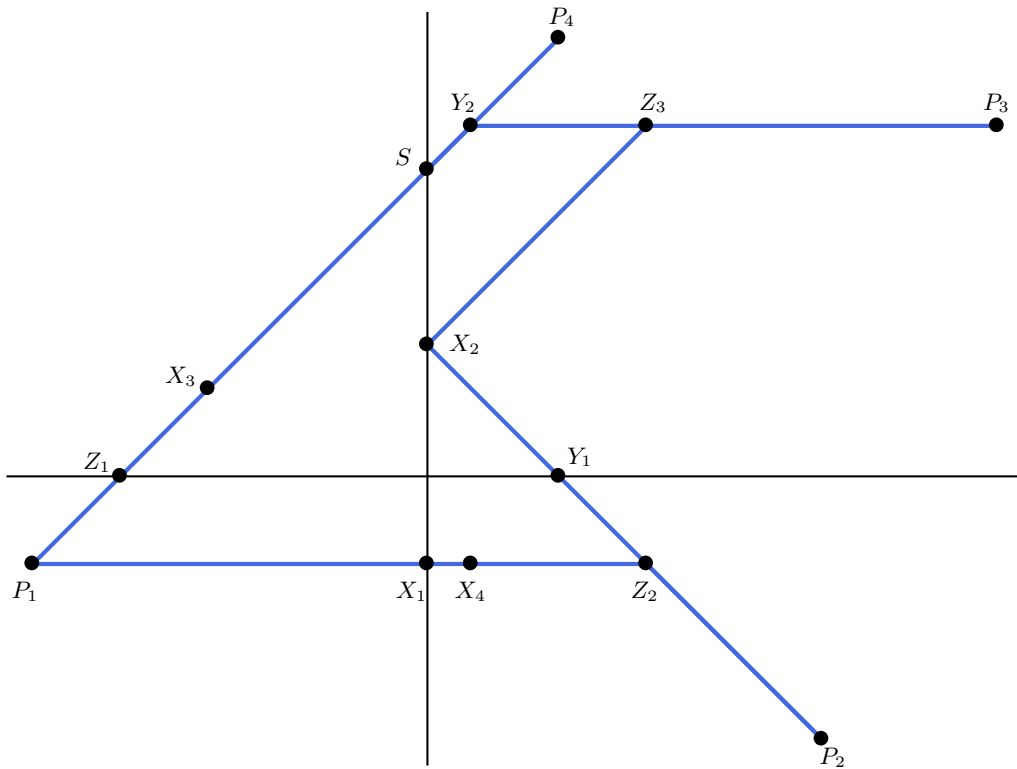


Figure 60: The graph Γ for $a = -1$ and $2 \leq b < 3$. Here $P_1 = (-b-2, -1)$, $P_2 = (b+2, -3)$, $P_3 = (b+4, 2b-1)$, $P_4 = (-b+4, 5)$, $S = (0, b+1)$, $X_1 = (0, -1)$, $X_2 = (0, b-1)$, $X_3 = (-b, 1)$, $X_4 = (b-2, -1)$, $Y_1 = (b-1, 0)$, $Y_2 = (b-2, 2b-1)$, $Z_1 = (-b-1, 0)$, $Z_2 = (b, -1)$ and $Z_3 = (b, 2b-1)$.

$$a = -1, b \geq 3$$

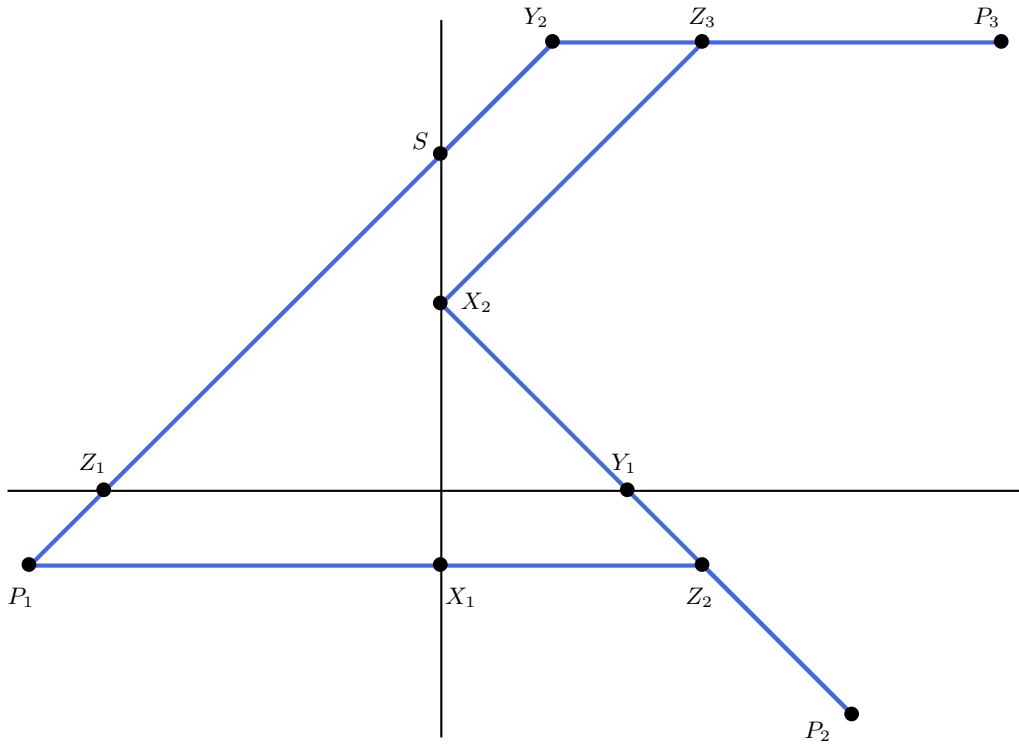


Figure 61: The graph Γ for $a = -1$ and $b \geq 3$. Here $P_1 = (-b - 2, -1)$, $P_2 = (b + 2, -3)$, $P_3 = (b + 4, 2b - 1)$, $S = (0, b + 1)$, $X_1 = (0, -1)$, $X_2 = (0, b - 1)$, $Y_1 = (b - 1, 0)$, $Y_2 = (b - 2, 2b - 1)$, $Z_1 = (-b - 1, 0)$, $Z_2 = (b, -1)$, and $Z_3 = (b, 2b - 1)$.