

Altermagnetism Classification

Sang-Wook Cheong^{*1} and Fei-Ting Huang¹

¹Rutgers Center for Emergent Materials and Department of Physics and Astronomy, Rutgers University, Piscataway, NJ 08854, USA

*Corresponding author: sangc@physics.rutgers.edu

ABSTRACT

Altermagnets are defined as magnetic states with fully compensated spin angular momenta (spins) and broken PT (P: parity, T: time reversal, PT: parity times time reversal) symmetry. We classify three kinds of altermagnets: Type-I: broken T symmetry and nonzero net magnetic moments, Type-II: broken T symmetry and zero net magnetic moments, and Type-III: unbroken T and broken P symmetries. Furthermore, strong altermagnets have spin split bands through exchange coupling in the non-relativistic limit, *i.e.*, for zero spin-orbit coupling (SOC), and weak altermagnets has spin split bands only with non-zero SOC. These strong vs. weak altermagnets can be identified from the total number of symmetric orthogonal spin rotation operations. These classifications of altermagnets will be an essential guidance for the future research on altermagnetism.

INTRODUCTION

Altermagnetism¹⁻⁷ has been introduced as (almost) antiferromagnetism having time-reversal symmetry breaking by combining “centrosymmetric crystallographic structure with local binary structural alternation” and “collinear antiferromagnetism with time reversal and spatial inversion symmetries”, even when translation is freely allowed. These altermagnets have broken **PT (P: parity, T: time reversal, PT: parity times time reversal)**⁸ symmetry and spin split bands^{1,2}, even in the limit of non-relativistic limit, *i.e.* for zero spin-orbit coupling (SOC). The concept of altermagnetism has been extended to non-collinear (almost) antiferromagnets with multiple local structural variants and spin orientations⁸⁻¹¹. These altermagnets with spin split bands exhibit numerous spin-relevant phenomena such as various-order anomalous Hall effects¹²⁻¹⁴, piezomagnetism^{8,9,15,16}, kinetomagnetism (*i.e.*, current-induced magnetization)¹⁷, etc. In this work, we broaden the definition of altermagnetism by focusing on the existence of spin-split bands rather than just structural alterations. We also include altermagnets that break spatial inversion symmetry while preserving time-reversal symmetry. Furthermore, we clarify the concept of “almost”

antiferromagnetism, introduce a classification scheme for three types of altermagnets (Type-I through Type-III), and differentiate between strong and weak altermagnets through the consideration of straightforward spin rotation symmetry, utilizing the fundamental concept of the spin space/point group¹⁸⁻²⁰.

ALTERMAGNETS

Figure 1a illustrates **PT** symmetry²¹ operation on “+ \mathbf{k} with spin up” links “+ \mathbf{k} with spin down”. This means that the requirement for a system to have a spin split bands is broken **PT** symmetry. We first define “altermagnets as magnetic states with fully compensated spin angular momenta (spins) and broken **PT** symmetry”. Note that we focus on physical properties that are invariant to any translation, so we will always allow free translations. For example, we will argue that the simple collinear antiferromagnetic state in Fig. 1c has unbroken **T** symmetry, while the ferromagnetic state in Fig. 1b still has broken **T** symmetry. There are two ways to have broken **PT** symmetry: [A] broken **T** symmetry and [B] unbroken **T** symmetry but broken **P** symmetry.

Herein, since we are discussing broken **PT** symmetry, we exclude the case of “broken **T** symmetry, broken **P** symmetry and unbroken **PT** symmetry”. Also note that both “broken **T**, unbroken **P** and broken **PT**” and “broken **T**, broken **P** and broken **PT**” are parts of [A]. It turns out that Magnetization (\mathbf{M}) along x has broken $\{\mathbf{PT}, \mathbf{T}, m_y, m_z, C_{2y}, C_{2z}, C_{3y}, C_{3z}\}$ with free rotation along x .²² All magnetic point groups (MPGs), belonging the ferromagnetic point group, do have same or lower symmetry than \mathbf{M} , and are a subset of [A]. Thus, we have well-defined three types of altermagnets with fully compensated spin angular momenta (spins) and broken **PT** symmetry: [1] Type-I: have broken **T** symmetry, and belong to the ferromagnetic point group, Type-II: have broken **T** symmetry, and do not belong to the ferromagnetic point group (i.e. do not accompany any net magnetizations), and Type-III: have unbroken **T** symmetry, but broken **P** symmetry.

Note that spins are fully compensated even in Type-I altermagnets, so their ferromagnetic behavior is solely due to orbital angular momenta, originating from SOC. Thus, the meaning of “almost” antiferromagnetism mentioned in the introduction is associated with these possible net magnetizations or magnetic moments due to orbital angular momenta in Type-I altermagnets when SOC is considered. Two examples of Type-I altermagnets are shown in Figs. 1d and 1f, and one example of Type-II altermagnets is displayed in Fig. 1e. The cycloidal spin state in Fig. 1g accompanies electric polarization along y and the up-up-down-down spin state with two types of spins in Fig. 1i is associated with electric polarization along x . Helical spins in Fig. 1h has chirality,

i.e., broken all mirror symmetries. All of Figs. 1g–i with fully compensated spins have unbroken \mathbf{T} and broken \mathbf{P} , so belong to Type-III altermagnets.

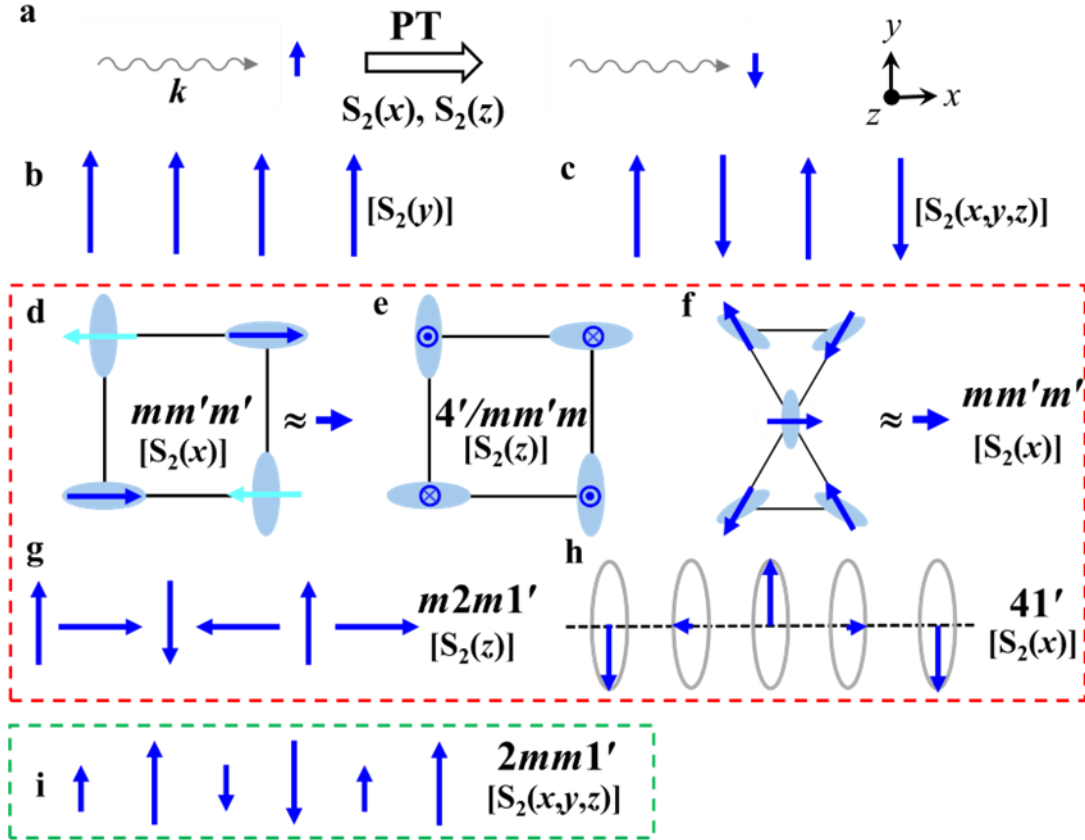


Figure 1 Various spin configurations. a, \mathbf{PT} , $S_2(x)$, or $S_2(z)$ symmetry operations link between “electron crystal momentum k with up spin” and “ k with down spin”. b, ferromagnetic spins. c, antiferromagnetic spins. b&c are not altermagnets. d, in-plane collinear spins with alternating local structures on square lattice. e, out-of-plane collinear spins with alternating local structures on square lattice. f, an alternating arrangement of three distinct director orientations and three spin orientations, which can be realized in Kagome lattice (see Fig. 3b). g, cycloidal spins. h, helical spins. i, up-up-down-down collinear two kinds of spins. $[S_n(x,y,z)]$ indicates the presence of all of $S_n(x)$, $S_n(y)$, and $S_n(z)$, meaning no spin-split bands occur for zero SOC, i.e. weak altermagnetism (green-dashed-line). $[S_n(x)]$ means that only the $S_n(x)$ symmetry is present, allowing for spin-split bands with $\sigma(x)$ even for zero SOC, i.e. strong altermagnetism (red-dashed-line). Type-I altermagnet: d & f; Type-II altermagnet: e; and Type-III altermagnets: g-i

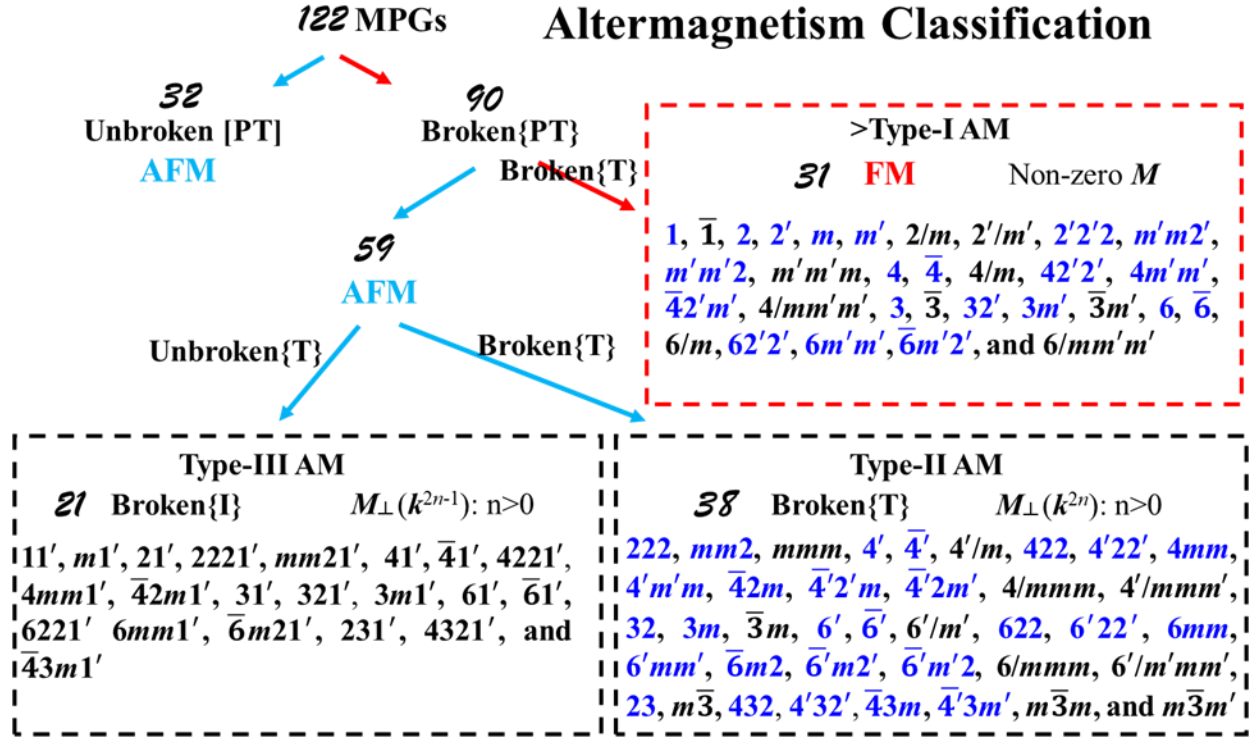


Fig. 2 MPG classification for Type-I, II, and III altermagnets. 31 MPGs belonging to the ferromagnetic point group can be Type-I altermagnets if they have fully compensated spins, there are 38 MPGs for Type-II altermagnets, and there exist 21 MPGs for Type-III altermagnets. All altermagnets have broken **PT**, Type-I and Type-II altermagnets have broken **T**, and Type-III altermagnets have unbroken **T** and broken **P**. MPGs in blue have broken all of **P**, **T**, and **PT**. Type-I altermagnets show non-zero net magnetization (i.e., linear AHE), Type-II altermagnets can have transverse even-order current-induced magnetization (i.e., high-odd-order AHE), and Type-III altermagnets can exhibit transverse odd-order current-induced magnetization (i.e., even-order AHE). Thus, both Type-I and Type-II altermagnets can have transverse piezomagnetism. MPGs in blue for Type-I and Type-II altermagnets can also show transverse odd-order current-induced magnetization (i.e., even-order AHE).

90 out of 122 MPGs have broken **PT**^{23,24}, and 31 out of these 90 MPGs belong to the ferromagnetic point group and do have broken **T** symmetry. When any of these 31 MPGs have fully compensated spins, then they belong to Type-I altermagnets. 38 out of these 90 MPGs do not belong to the ferromagnetic point group but do have broken **T** symmetry. All these 38 MPGs

belong to Type-II altermagnets, since all of them do have fully compensated spins. There are 21 MPGs with unbroken **T**, broken **P**, and broken **PT** symmetry and all these 21 MPGs belong to Type-III altermagnet, since all of them do have fully compensated spins. These classifications are summarized in Fig. 2. Figure 2 represents an expanded diagram compared to the one in our previous report⁸. The updated analysis differs from our earlier work due to a revised approach that now includes all directions, rather than focusing on the principal axes (high-symmetry axes) aligned with the basis vectors of conventional crystallographic coordinate systems²⁵. For example, in our previous report, the MPG analysis was restricted to symmetries along the x , y , and z directions for orthorhombic MPGs. The current analysis, however, incorporates symmetries for allowed properties of altermagnets along all directions. This refined classification provides a more inclusive and systematic consideration of symmetries and physical properties along various directions. Note that p -wave magnetism was proposed for CeNiAsO with non-collinear spins and the MPG of $2\mathbf{1}'$.²⁶⁻²⁸ This p -wave magnetism is a part of Type-III altermagnetism in our classification.

Broken **PT** symmetry is associated with various kinetomagnetism¹⁷; for example, electric current can induce magnetization in various order (linear, high-odd order, or even order)²⁹, and this induced magnetization can be associated with various anomalous Hall effect (AHE) or piezomagnetism^{9,12,15,16,30}. Type-I altermagnets with broken **T** and **PT** and non-zero magnetization, can exhibit linear AHE. Type-II altermagnets with broken **T** and **PT** and zero magnetization can have transverse even-order current-induced magnetization (i.e., high-odd-order AHE), and Type-III altermagnets with broken **P** and **PT** can exhibit transverse odd-order current-induced magnetization (i.e., even-order AHE). Thus, both Type-I and Type-II altermagnets can have transverse piezomagnetism, and some Type-I and Type-II altermagnets do have broken all of **P**, **T** and **PT**, so they can also show transverse even-order as well as odd-order current-induced magnetization (i.e., odd-order as well as even-order AHE).

For example, the Type-I altermagnets with $mm'm'$ in Fig. 1d & f can show linear AHE with current along y (z) and Hall voltage along z (y), and the Type-II altermagnet with $4'/mm'm$ in Fig. 1e can exhibit transverse even-order current-induced magnetization along z with current along x or y (i.e., high-odd-order AHE with current along x (y) and Hall voltage along y (x)). Thus, it also shows transverse piezomagnetism with strain along x or y and induced magnetization along z . The Type-III altermagnet with $m2m1'$ in Fig. 1g can show transverse odd-order current-induced

magnetization along z (x) with current along x (z) (i.e., even-order AHE with current along x or z and Hall voltage along y). The Type-III altermagnet with $2mm1'$ in Fig. 1i can show transverse odd-order current-induced magnetization along z (y) with current along y (z) (i.e., even-order AHE with current along y or z and Hall voltage along x). The Type-III altermagnet with $41'$ in Fig. 1h is chiral, and can show longitudinal current-induced magnetization along any direction. Further examples of mmm (Type-II, MnTe)^{15,31,32}, $6'mm'$ (Type-II, Fe₂Mo₃O₈)³³, and $6m'm'$ (Type-I, Mn₂Mo₃O₈)³⁴ are discussed for their physical properties in the Section I of Supplementary Information. Note that both $6'mm'$ and $6m'm'$ have broken all of \mathbf{P} , \mathbf{T} , and \mathbf{PT} , so exhibit a variety of physical properties and phenomena.

SPIN ROTATION OPERATION

Note that with broken \mathbf{PT} symmetry alone, we cannot tell if spin splitting of bands is due to SOC that is a relativistic effect or can still exist for non-relativistic limit (i.e. for zero SOC). We now introduce a Spin Rotation Operation $\mathbf{S}_n(r)$ around the r axis, which rotates all spins at their own locations by $2\pi/n$ without rotating the crystallographic structure. When SOC is turned off, this $\mathbf{S}_n(r)$ does not cost any energy, but this $\mathbf{S}_n(r)$ symmetry may or may not exist in a given magnetic state along a given axis. Note that the presence of this $\mathbf{S}_n(r)$ symmetry can vary even among magnetic states with the identical magnetic point group. This $\mathbf{S}_n(r)$ in real space accompanies $\sigma(r)$ (spin expectation value along r in crystal momentum space) without changing k . In Fig. 1a, $\mathbf{S}_2(x)$ and $\mathbf{S}_2(z)$ link “ $+k$ with spin up” and “ $+k$ with spin down”. This means that the requirement for a system to have a spin split bands for zero SOC is, at most, one unbroken $\mathbf{S}_n(r)$ in addition to broken \mathbf{PT} symmetry. For zero SOC, a system with unbroken $\mathbf{S}_n(y)$ symmetry, as shown in Fig. 1a, cannot have $\sigma(x)$ and $\sigma(z)$, but may have $\sigma(y)$. The procedures of considering spin rotation operations for exemplary magnetic states are illustrated in the Section II of Supplementary Information.

STRONG v.s. WEAK ALTERMAGNETS

With the concept of spin rotation operation, now, we can distinguish strong vs. weak altermagnetism: strong altermagnets do have spin split bands through exchange coupling in the non-relativistic limit, i.e. for zero SOC, and weak altermagnets can have spin split bands only with non-zero SOC. For orthogonal x , y and z axes, a magnetic system “cannot” have spin split bands for zero SOC if it has two or more spin rotation symmetries out of $\mathbf{S}_n(x)$, $\mathbf{S}_n(y)$, and $\mathbf{S}_n(z)$, since it accompanies the presence of two or more spin rotation symmetries out of $\sigma(x)$, $\sigma(y)$, and $\sigma(z)$ in k

space²⁰. Note that orthogonal x , y and z axes are along any directions, not just along crystallographic symmetric directions. For example, the ferromagnetic state in Fig. 1b has only $\mathbf{S}_n(y)$, so it can have spin split bands with $\sigma(y)$ for zero SOC, but the antiferromagnetic state in Fig. 1c has all of $\mathbf{S}_n(x)$, $\mathbf{S}_n(y)$, and $\mathbf{S}_n(z)$ symmetries, so cannot have spin split bands for zero SOC.

Type-I altermagnet in Fig. 1d, Type-II altermagnet in Fig. 1e, and Type-I altermagnet in Fig. 1f have $\mathbf{S}_2(x)$, $\mathbf{S}_n(z)$, and $\mathbf{S}_2(x)$ symmetries, respectively, so they can have spin split bands through exchange coupling with $\sigma(x)$, $\sigma(z)$, and $\sigma(x)$, respectively, for zero SOC. Thus, all of Figs. 1d-1f with broken \mathbf{T} symmetry are strong altermagnets. It turns out that Type-III altermagnet in Fig. 1g has $\mathbf{S}_n(z)$ symmetry, so can have spin split bands with $\sigma(z)$ for zero SOC and Type-III altermagnet in Fig. 1h has $\mathbf{S}_n(x)$ symmetry, so can have spin split bands with $\sigma(x)$ for zero SOC. However, Type-III altermagnet in Fig. 1i has all of $\mathbf{S}_2(x)$, $\mathbf{S}_2(y)$, and $\mathbf{S}_2(z)$, so cannot have spin split bands for zero SOC. Thus, Type-III altermagnets in Fig. 1g & h are strong altermagnets and Type-III altermagnet in Fig. 1i is a weak altermagnet. We emphasize that the spin structures in Fig. 1g and i have basically the same MPG, but that in Fig. 1g is a strong altermagnet, and that in Fig. 1i is a weak altermagnet, which clearly demonstrates that MPG itself is not sufficient to identify strong vs. weak altermagnets. The procedures of considering spin rotation operations for exemplary magnetic states are illustrated in the Section II of Supplementary Information.

In the cases of Type-I and Type-II altermagnets with broken \mathbf{T} symmetry and “collinear” spins, we can prove that they are always strong altermagnets. When the collinear spins are along z , $\mathbf{S}_2(x)$ and $\mathbf{S}_2(y)$ are identical with \mathbf{T} symmetry operation, so they are broken, even though $\mathbf{S}(z)$ is unbroken. Thus, they are strong altermagnets and can have spin split bands with $\sigma(z)$ for zero SOC. Likely, the same argument works even for “Type-I and Type-II altermagnets with broken \mathbf{T} symmetry and “non-collinear” spins”, but the exact proof seems depending on the magnetic unit cell. Now, we can prove that all “collinear” Type-III altermagnets with unbroken \mathbf{T} symmetry and broken \mathbf{P} symmetry such as the polar magnetic state in Fig. 1i are always weak. When the collinear spins are along z , $\mathbf{S}_2(x)$ and $\mathbf{S}_2(y)$ are identical with \mathbf{T} symmetry operation, so they are unbroken, in addition to unbroken $\mathbf{S}(z)$. Thus, they are always weak. However, some “non-collinear” Type-III altermagnets with unbroken \mathbf{T} symmetry and broken \mathbf{P} symmetry such as the polar magnetic state in Fig. 1g and the chiral magnetic state in Fig. 1h are strong, as discussed earlier.

STRONG NONCOLLINEAR ALTERMAGNETS ON KAGOME LATTICE

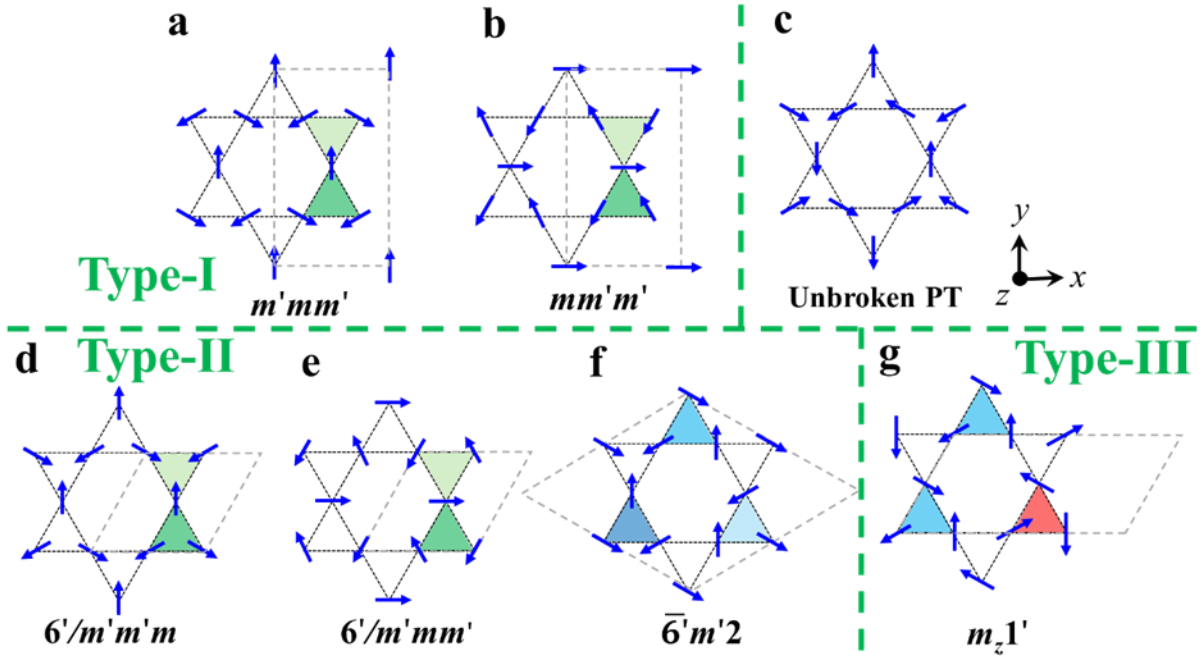


Fig. 3 Various spin configuration on Kagome lattices. a-b, Type-I altermagnets. c, a spin configuration with unbroken **PT**. d-f, Type-II altermagnets. g, Type-III altermagnet. All configurations except c have broken **PT**. a, b, and d-e have broken **T** and unbroken **P**. Green and light green units indicate inversion relation. f has broken all of **P**, **T** and **PT** with blue units representing a three-fold relationship. g has unbroken **T** and broken **P**, with blue and red units representing time-reversal relation. Grey dashed lines outline the magnetic unit cells.

Kagome lattice turns out to be a wonderful system where all three types of altermagnetism can be realized. All of Figs. 3 have fully compensated spins on Kagome lattice. Fig. 3c has unbroken **PT** while the rest of Fig. 3 do have broken **PT**. Figs. 3a-3b have broken **T**, and do have net magnetic moments (along y , and x , respectively). Figs. 3d-3f have broken **T**, and do not have net magnetic moments. Fig. 3f has broken all of **P**, **T** and **PT**, and Fig. 3g has unbroken **T** and broken **P**. Thus, Fig. 3a-b, Fig. 3d-f, and Fig. 3g are examples of Type-I, Type-II, and Type-III altermagnets on Kagome lattice, respectively. Fig. 3a with $m'mm'$ can have a net magnetic moment along y and is realized in $\text{Mn}_3\text{Ge}(\text{Ga})^{35,36}$, and Fig. 3b with $mm'm'$ can have a net magnetic moment along x and is realized in $\text{Mn}_3\text{Sn}^{16,37,38}$. All of these Type-I altermagnets can exhibit linear anomalous Hall effects in the planes perpendicular to the net magnetic moment directions. Fig. 3d

with $\bar{6}'m'm'$ corresponds to what happens in each layer of $\text{Mn}_3\text{Ir}(\text{Pt,Rh})^{39,40}$ without any net magnetic moments, and can exhibit transverse even-order current-induced magnetization with current along x and induced magnetization along y , high-odd-order AHE with current along x and Hall voltage along z , and transverse piezomagnetism with uniaxial stress along x and induced magnetization along y .

Fig. 3f with $\bar{6}'m'2$ can exhibit transverse even-order current-induced magnetization with current along x and induced magnetization along y , high-odd-order AHE with current along x and Hall voltage along z , and transverse piezomagnetism with uniaxial stress along x and induced magnetization along y . Type-III altermagnet in Fig. 3g with $m1'$ can have electric polarization in the xy plane. This Type-III altermagnet can exhibit even-order AHE with applied current perpendicular to the electric polarization and Hall voltage along the electric polarization. All of these altermagnets on Kagome lattice in Fig. 3a-3b, 3d-3g have, at most, $S_2(z)$ symmetry, so they are strong altermagnets and can have spin split bands with, at least, $\sigma(z)$ for zero SOC.

CONCLUSION

The definition of Altermagnets is straightforward: magnetic states with fully compensated spin angular momenta (spins) and broken \mathbf{PT} – here, collinearity or non-collinearity is not important. Three kinds of altermagnets are identified: Type-I: broken \mathbf{T} symmetry and nonzero net magnetic moments, Type-II: broken \mathbf{T} symmetry, and zero net magnetic moments, and Type-III: unbroken \mathbf{T} and broken \mathbf{P} symmetries. Type-II altermagnets do not belong to the ferromagnetic point group, and \mathbf{P} may or may not be broken in Type-II altermagnets. All of Type-I altermagnets show linear AHE, and Type-II altermagnets do exhibit transverse piezomagnetism. In fact, all altermagnets exhibit some form of kinetomagnetism, i.e. current-induced magnetization in various orders. We also classified strong vs. weak altermagnets: strong altermagnets have spin split bands through exchange coupling even for zero SOC, and weak altermagnets have spin split bands only for non-zero SOC. The total number of symmetric orthogonal spin rotation operations determines if an altermagnet is strong or weak. All “collinear” Type-I and Type-II altermagnets are strong altermagnets, and all “collinear” Type-III altermagnets are weak altermagnets. These unambiguous and comprehensive classifications of altermagnets will be quintessential for the future research on altermagnetism.

ACKNOWLEDGEMENTS: This work was supported by the DOE under Grant No. DOE: DE-FG02-07ER46382.

COMPETING INTERESTS: The authors declare no competing interests.

AUTHOR CONTRIBUTIONS: S.W.C. conceived and supervised the project. F.-T.H. conducted magnetic point group analysis. S.W.C. wrote the remaining part.

DATA AVAILABILITY: All study data is included in the article.

REFERENCES

- 1 Yuan, L. D., Wang, Z., Luo, J. W., Rashba, E. I. & Zunger, A. Giant momentum-dependent spin splitting in centrosymmetric low- Z antiferromagnets. *Phys. Rev. B* **102**, 014412 (2020).
- 2 Hayami, S., Yanagi, Y. & Kusunose, H. Momentum-dependent spin splitting by collinear antiferromagnetic ordering. *J. Phys. Soc. Jpn.* **88**, 123702 (2019).
- 3 Šmejkal, L., Sinova, J. & Jungwirth, T. Beyond conventional ferromagnetism and antiferromagnetism: a phase with nonrelativistic spin and crystal rotation symmetry. *Phys. Rev. X* **12**, 031042 (2022).
- 4 Mazin, I. Editorial: Altermagnetism - a new punch line of fundamental magnetism. *Phys. Rev. X* **12**, 040002 (2022).
- 5 Šmejkal, L., Sinova, J. & Jungwirth, T. Emerging research landscape of altermagnetism. *Phys. Rev. X* **12**, 040501 (2022).
- 6 Fernandes, R. M., De Carvalho, V. S., Birol, T. & Pereira, R. G. Topological transition from nodal to nodeless Zeeman splitting in altermagnets. *Phys. Rev. B* **109**, 024404 (2024).
- 7 Bhowal, S. & Spaldin, N. A. Ferroically ordered magnetic octupoles in d-wave altermagnets. *Phys. Rev. X* **14**, 011019 (2024).
- 8 Cheong, S.-W. & Huang, F.-T. Altermagnetism with non-collinear spins. *npj quantum Mater.* **9**, 13 (2024).
- 9 Radaelli, P. G. A tensorial approach to 'altermagnetism'. *arXiv:2407.13548v1* (2024).
- 10 Hayami, S., Yanagi, Y. & Kusunose, H. Spontaneous antisymmetric spin splitting in noncollinear antiferromagnets without spin-orbit coupling. *Phys. Rev. B* **101**, 220403 (2020).
- 11 Zhu, Y. P. *et al.* Observation of plaid-like spin splitting in a noncoplanar antiferromagnet. *Nature* **626**, 523-528 (2024).

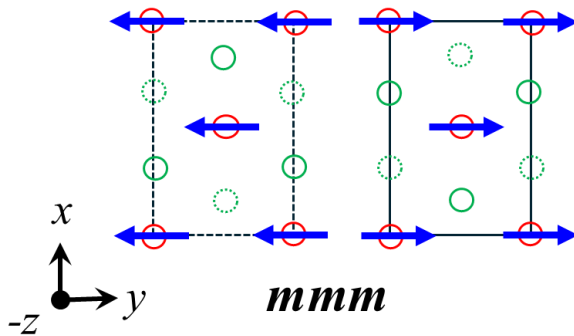
- 12 Cheong, S.-W. & Huang, F.-T. Emergent phenomena with broken parity-time symmetry: Odd-order versus even-order effects. *Phys. Rev. B* **109**, 104413 (2024).
- 13 Nagaosa, N., Sinova, J., Onoda, S., MacDonald, A. H. & Ong, N. P. Anomalous Hall effect. *Rev. Mod. Phys.* **82**, 1539-1592 (2009).
- 14 Šmejkal, L. *et al.* Crystal time-reversal symmetry breaking and spontaneous Hall effect in collinear antiferromagnets. *Sci. Adv.* **6**, eaaz8809 (2020).
- 15 Aoyama, T. & Ohgushi, K. Piezomagnetic properties in altermagnetic MnTe. *Phys. Rev. Mater.* **8**, L041402 (2024).
- 16 Ikhlas, M. *et al.* Piezomagnetic switching of the anomalous Hall effect in an antiferromagnet at room temperature. *Nat. Phys.* **18**, 1086-1093 (2022).
- 17 Cheong, S.-W. & Huang, F.-T. Kinetomagnetism of chirality and its applications. *Appl. Phys. Lett.* **125** 060501 (2024).
- 18 Litvin, D. B. Spin point groups. *Acta cryst. A* **33**, 279-287 (1977).
- 19 Liu, P., Li, J., Han, J., Wan, X. & Liu, Q. Spin-group symmetry in magnetic materials with negligible spin-orbit coupling. *Phys. Rev. X* **12**, 021016 (2022).
- 20 Brinkman, W. F. & Elliott, R. J. Theory of spin-space groups. *Proc. R Soc. Lond. A* **294**, 343-358 (1966).
- 21 Özdemir, Ş. K., Rotter, S., Nori, F. & Yang, L. Parity–time symmetry and exceptional points in photonics. *Nat. Mater.* **18**, 783-798 (2019).
- 22 Cheong, S.-W. & Huang, F.-T. Trompe L’oeil Ferromagnetism—magnetic point group analysis. *npj Quantum Mater.* **8**, 73 (2023).
- 23 Yatsushiro, M., Kusunose, H. & Hayami, S. Multipole classification in 122 magnetic point groups for unified understanding of multiferroic responses and transport phenomena. *Phys. Rev. B* **104**, 054412 (2021).
- 24 Yuan, L. D., Wang, Z., Luo, J. W. & Zunger, A. Prediction of low-Z collinear and noncollinear antiferromagnetic compounds having momentum-dependent spin splitting even without spin-orbit coupling. *Phys. Rev. Mater.* **5**, 014409 (2021).
- 25 T. Hahn, International tables for crystallography. Volume A, Space-group symmetry, (International Union of Crystallography by Kluwer Academic Publishers, Dordrecht, 1996).
- 26 Wu, S. *et al.* Incommensurate magnetism near quantum criticality in CeNiAsO. *Phys. Rev. Lett.* **122**, 197203 (2019).

- 27 Anna Birk, H. *et al.* P-wave magnets. *arXiv:2309.01607* (2024).
- 28 Gallego, S. V. *et al.* MAGNDATA: towards a database of magnetic structures. I. The commensurate case. *J. Appl. Crystallogr.* **49**, 1750-1776 (2016).
- 29 Yoda, T., Yokoyama, T. & Murakami, S. Current-induced orbital and spin magnetizations in crystals with helical structure. *Sci. Rep.* **5**, 12024 (2015).
- 30 Ma, H. Y. *et al.* Multifunctional antiferromagnetic materials with giant piezomagnetism and noncollinear spin current. *Nat. Commun.* **12**, 2846 (2021).
- 31 Mazin, I. I. Altermagnetism in MnTe: Origin, predicted manifestations, and routes to detwinning. *Phys. Rev. B* **107**, L100418 (2023).
- 32 Kunitomi, N., Hamaguchi, Y. & Anzai, S. Neutron diffraction study on manganese telluride. *J. Phys. Colloq.* **25**, 568-574 (1964).
- 33 Wang, Y. *et al.* Unveiling hidden ferrimagnetism and giant magnetoelectricity in polar magnet Fe₂Mo₃O₈. *Sci. Rep.* **5**, 12268 (2015).
- 34 Kurumaji, T., Ishiwata, S. & Tokura, Y. Diagonal magnetoelectric susceptibility and effect of Fe-doping in a polar ferrimagnet Mn₂Mo₃O₈. *Phys. Rev. B* **95**, 045142 (2016).
- 35 Nayak, A. K. *et al.* Large anomalous Hall effect driven by a nonvanishing Berry curvature in the noncollinear antiferromagnet Mn₃Ge. *Sci. Adv.* **2**, e1501870 (2016).
- 36 Park, P. *et al.* Magnetic excitations in non-collinear antiferromagnetic Weyl semimetal Mn₃Sn. *npj Quantum Mater.* **3**, 63 (2018).
- 37 Liu, J. & Balents, L. Anomalous Hall effect and topological defects in antiferromagnetic Weyl semimetals: Mn₃Sn/Ge. *Phys. Rev. Lett.* **119**, 087202 (2017).
- 38 Nakatsuji, S., Kiyohara, N. & Higo, T. Large anomalous Hall effect in a non-collinear antiferromagnet at room temperature. *Nature* **527**, 212-215 (2015).
- 39 Chen, H., Niu, Q. & Macdonald, A. H. Anomalous hall effect arising from noncollinear antiferromagnetism. *Phys. Rev. Lett.* **112**, 017205 (2014).
- 40 Feng, W., Guo, G.-Y., Zhou, J., Yao, Y. & Niu, Q. Large magneto-optical Kerr effect in noncollinear antiferromagnets Mn₃X (X=Rh, Ir, Pt). *Phys. Rev. B* **92**, 144426 (2015).

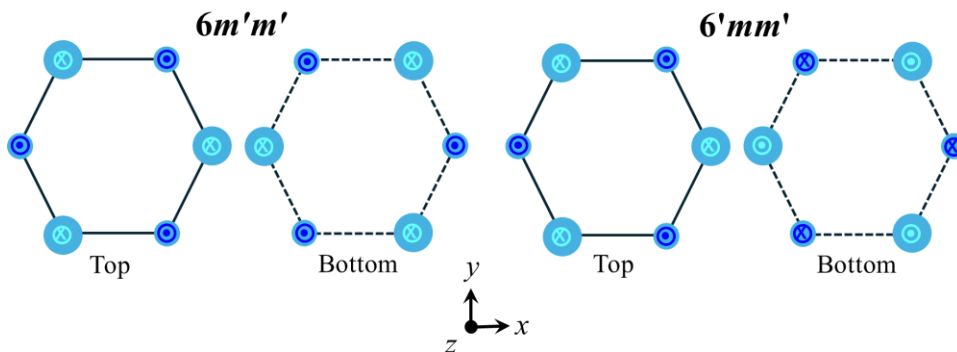
Supplementary Information

Section I Physical properties in Type I-II altermagnets

Herein, we discuss physical properties and phenomena of mmm (Type-II altermagnet, MnTe), $6'mm'$ (Type-II altermagnet, Fe₂Mo₃O₈), and $6m'm'$ (Type-I altermagnet, Mn₂Mo₃O₈). Note that both $6'mm'$ and $6m'm'$ have broken all of **P**, **T**, and **PT**, so exhibit a variety of physical properties and phenomena.



Supplementary Figure 1 The magnetic state of mmm , which can be realized in MnTe. mmm is a Type-II altermagnet, and can exhibit transverse even-order current-induced magnetization along z with current along xy or yx , high-odd-order AHE with current along xy (yx), and Hall voltage along yx (xy), and transverse piezomagnetism with stress along xy or yx and induced magnetization along z .

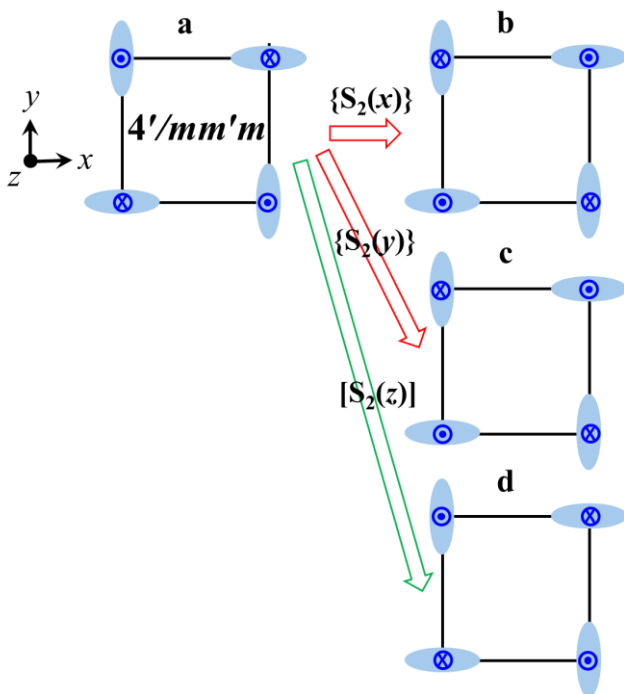


Supplementary Figure 2 MPG $6m'm'$ is a Type-I altermagnet and MPG $6'mm'$ is a Type-II altermagnet, and both $6m'm'$ and $6'mm'$ have broken all of \mathbf{P} , \mathbf{T} and \mathbf{PT} . The magnetic state of $6m'm'$ can be realized in $\text{Mn}_2\text{Mo}_3\text{O}_8$ and the magnetic state of $6'mm'$ can be realized in $\text{Fe}_2\text{Mo}_3\text{O}_8$. $6m'm'$ exhibit a net electric polarization along z , a net magnetic moment along z , linear AHE with current along x (y) and Hall voltage along y (x), transverse odd-order current-induced magnetization with current along x (y) and induced magnetization along y (x), and even-order AHE with current along x or y and Hall voltage along z . $6'mm'$ has a net electric polarization along z , and can exhibit transverse odd-order current-induced magnetization with current along x (y) and induced magnetization along y (x), even-order AHE with current along x or y and Hall voltage along z , transverse piezomagnetism with stress along y and induced magnetization along x , transverse even-order current-induced magnetization with current along y and induced magnetization along x , and high-odd-order AHE with current along y and Hall voltage along z (the first two effects are due to the presence of electric polarization, and the last two effects are related with transverse piezomagnetism). $\text{Mn}_2\text{Mo}_3\text{O}_8$ and $\text{Fe}_2\text{Mo}_3\text{O}_8$ are insulating, so the relevant effect is anomalous thermal Hall effect, rather than AHE.

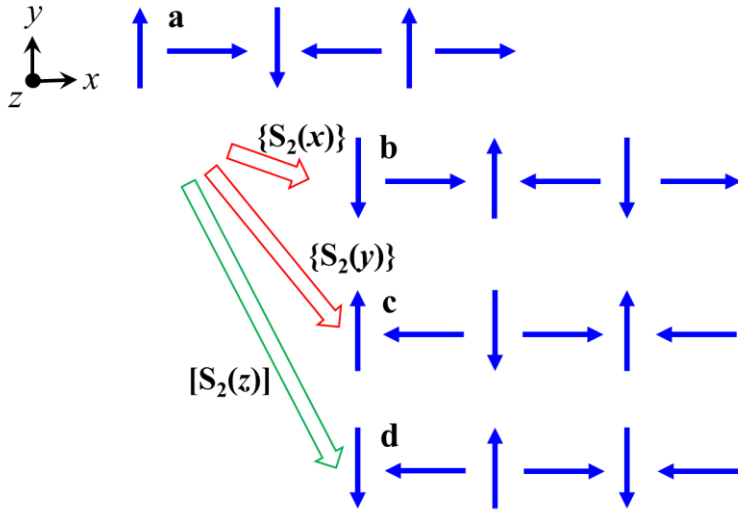
Section II Spin rotation operation

Spin Rotation Operation of $\mathbf{S}_n(x)$ is defined for rotating all spins at their own locations by $2\pi/n$ around x -axis without rotating the crystallographic structure. When spin-orbit coupling (SOC) is turned off, this $\mathbf{S}_n(x)$ does not cost any energy, but a given magnetic system may or may not have this $\mathbf{S}_n(x)$ symmetry. When this $\mathbf{S}_n(x)$ symmetry is present in a magnetic state, then electronic bands in k space for zero SOC can have neither $\sigma(y)$ nor $\sigma(z)$ but may have $\sigma(x)$. For orthogonal x , y and

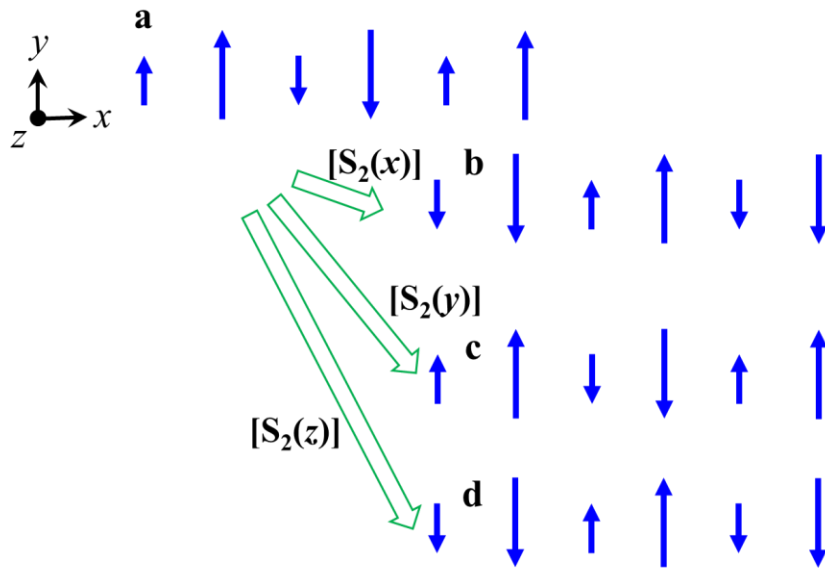
z axes, a magnetic system “cannot” have spin split bands for zero SOC if it has two or more spin rotation symmetries out of $S_n(x)$, $S_n(y)$, and $S_n(z)$, since it accompanies the presence of two or more spin rotation symmetries out of $\sigma(x)$, $\sigma(y)$, and $\sigma(z)$ in k space. If so, then it can be only a weak altermagnet. Note that orthogonal x , y and z axes are along any directions, not just along crystallographic symmetric directions. A few examples of how to identify strong vs. weak altermagnets with symmetry consideration of Spin Rotation Operation are illustrated below:



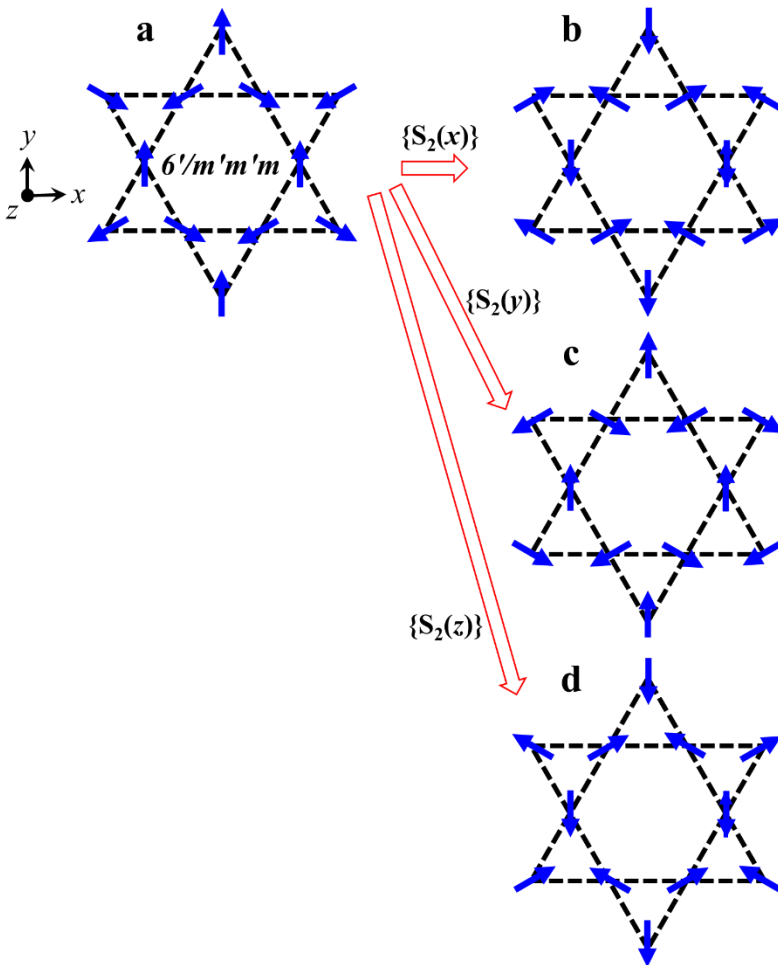
Supplementary Figure 3 Strong Type-II altermagnet with collinear spins. **a**, The magnetic state exhibiting symmetry $4'/mm'm$. **b-d**, The spin states through spin rotations at each site along x , y , and z axes, respectively. These configurations reveal broken $S_2(x)$ and $S_2(y)$, and unbroken $S_2(z)$. This indicates that the magnetic state shown in **a** is a strong Type-II altermagnet.



Supplementary Figure 4 Strong Type-III altermagnet with noncollinear spins. **a**, The magnetic state exhibiting symmetry $m2m1'$. **b-d**, The spin states through spin rotations at each site along x , y , and z axes, respectively. These configurations reveal broken $S_2(x)$ and $S_2(y)$, and unbroken $S_2(z)$ (and also unbroken $S_4(z)$). This indicates that the magnetic state shown in **a** is a strong Type-III altermagnet.



Supplementary Figure 5 Weak Type-III altermagnet with collinear spins. The magnetic state exhibiting symmetry $2mm1'$. **b-d**, The spin states through spin rotations at each site along x , y , and z axes, respectively. These configurations reveal unbroken $S_2(x)$ and $S_2(y)$, and $S_2(z)$. This indicates that the magnetic state shown in **a** is a weak Type-III altermagnet.



Supplementary Figure 6 Strong Type-II altermagnet with noncollinear spins. The magnetic state exhibiting symmetry $6'/m'm'm$. **b-d**, The spin states through spin rotations at each site along x , y , and z axes, respectively. These configurations reveal broken $S_2(x)$ and $S_2(y)$, and $S_2(z)$. This indicates that the magnetic state shown in **a** is a strong Type-II altermagnet with noncollinear spins.

