

Using Large Multimodal Models to Extract Knowledge Components for Knowledge Tracing from Multimedia Question Information

Hyeongdon Moon, Richard Davis, Seyed Parsa Neshaei, Pierre Dillenbourg

School of Computer and Communication Sciences, EPFL, Ecublens, Switzerland
hyeongdon.moon@epfl.ch

Abstract

Knowledge tracing models have enabled a range of intelligent tutoring systems to provide feedback to students. However, existing methods for knowledge tracing in learning sciences are predominantly reliant on statistical data and instructor-defined knowledge components, making it challenging to integrate AI-generated educational content with traditional established methods. We propose a method for automatically extracting knowledge components from educational content using instruction-tuned large multimodal models. We validate this approach by comprehensively evaluating it against knowledge tracing benchmarks in five domains. Our results indicate that the automatically extracted knowledge components can effectively replace human-tagged labels, offering a promising direction for enhancing intelligent tutoring systems in limited-data scenarios, achieving more explainable assessments in educational settings, and laying the groundwork for automated assessment.

Introduction

Intelligent Tutoring Systems (ITS) are advanced computer programs that provide personalized and adaptive educational instruction to learners, and for over half a century they have been a subject of active research and discussion in the interdisciplinary field of education and artificial intelligence (Mousavinasab et al. 2021). These systems integrate techniques from artificial intelligence to deliver tailored instruction, dynamically adjusting to the needs and progress of individual students. By simulating one-on-one tutoring, ITSs offer immediate and specific feedback, enhancing student engagement and improving learning outcomes. This combination of real-time adaptability and personalized feedback makes ITSs a valuable tool in modern education, bridging the gap between traditional classroom methods and individualized learning approaches (Nwana 1990).

Knowledge Tracing (KT) is a foundational task in Intelligent Tutoring Systems (ITS), aiming to model a student’s knowledge state and predict future performance on educational tasks. Traditional KT models rely heavily on statistical techniques to analyze historical problem-solving data. Early approaches, such as Bayesian Knowledge Tracing (BKT), used hidden Markov models to estimate the probability of a student knowing a particular skill at any given time (Corbett and Anderson 1994).

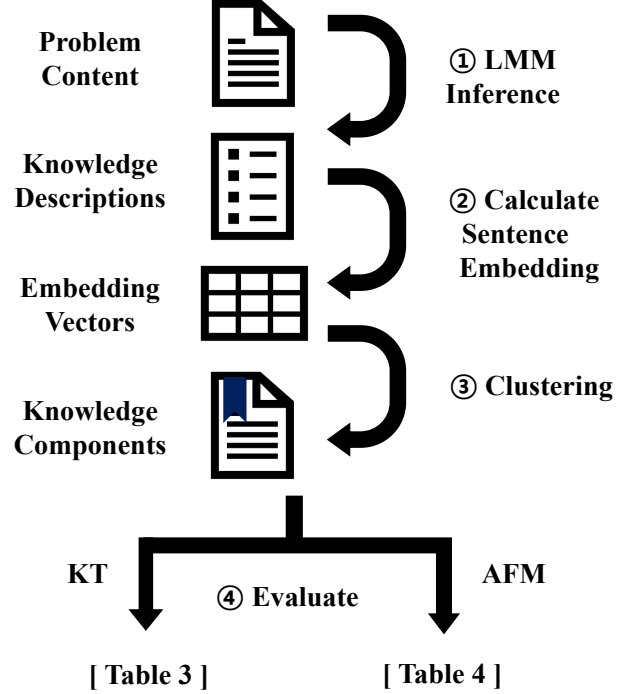


Figure 1: Overview of our experiment. We evaluate the quality of extracted knowledge components by utilizing them in two validation tasks, Knowledge Tracing (KT) and Additive Factor Model (AFM).

More recent models have leveraged advancements in machine learning, particularly deep learning, to enhance predictive accuracy (Abdelrahman, Wang, and Nunes 2023). Deep Knowledge Tracing (DKT) was one of the first models to apply recurrent neural networks (RNNs) to KT, demonstrating significant improvements over BKT by capturing the sequential nature of students’ learning processes. Subsequent models such as Self-Attentive Knowledge Tracing (SAKT) and Separated Self-Attentive Neural Knowledge Tracing (SAINT) have further refined these approaches (Choi et al. 2020; Pandey and Karypis 2019).

Knowledge Components (KCs) are defined within the Knowledge-Learning-Instruction framework as *acquired units of cognitive function or structure that can be inferred*

from performance on a set of related tasks (Koedinger, Corbett, and Perfetti 2012). While we cannot directly observe the changes in a student’s KCs, we infer them through interactions during assessment and instruction. In Knowledge Tracing, each problem is often labeled with its corresponding KCs, which are typically assigned by human experts based on their expected relevance to the problem and statistically validated for their ability to explain student performance.

There are several methods to define these KCs. (Pelánek 2017) introduces four categories of domain modeling: ‘KCs as disjoint sets’, ‘Multiple KCs per item’, ‘Hierarchy of KCs’, and ‘KCs with prerequisites’. In the KT domain, the most common approaches are modeling KCs as disjoint sets or mapping multiple KCs to an item. The simplest approach is to map each question to a single KC, as used in Bayesian KT, SAKT, and SAINT. When mapping multiple KCs, the relationship between KCs and items is represented in a Q-matrix, where rows represent questions and columns represent KCs. Cognitive Diagnosis Models (CDM) like DINA, NIDA, and generalized DINA use this Q-matrix for KT (De La Torre 2011), thus supporting multiple KCs labeled for each question.

Well-defined KCs are essential for accurately predicting learner performance, building effective adaptive learning systems, and providing efficient learning support and improvement. Due to this importance, research has been conducted to improve KC models through Difficulty Factors Assessment (DFA) and to evaluate the improvements using the Additive Factors Model (AFM), ultimately creating better learner models (Liu and Koedinger 2017; Koedinger et al. 2010).

Our research proposes a novel approach leveraging the instruction-tuned Large Multimodal Model (LMM) to extract and utilize Knowledge Components (KCs) from educational content. Our method involves parsing educational materials to extract text and images, using the GPT-4o API to identify and describe inherent KCs, and clustering similar components based on sentence embeddings. This automation not only improves KC extraction but also enhances the prediction of student performance on new and unseen content.

We observed performance improvements when using LMM-generated KCs as additional features in various KT methods. For example, in the Performance Factors Analysis (PFA) method, LMM-generated KCs resulted in greater performance increases compared to human-generated KCs. Other KT methods also showed comparable performance improvements. Additionally, we analyzed the performance factors of generated KCs using the AFM.

We compared LMM-generated KCs to human-generated KCs by using them in four different knowledge tracing models across six datasets. Overall, when using LMM-generated KCs, we demonstrated comparable or superior performance to human-generated KCs. To encourage further research in this area, we have refined and publicly released KT benchmarks with content data across five domains. By providing these benchmarks, we aim to facilitate the development of more advanced KT methodologies that can fully utilize the

potential of LMM-generated KCs.

In summary, our contributions are three-fold:

1. Introducing a novel zero-shot KC generation methodology that can be applied to general domains and diverse modalities supported by LMMs.
2. Our automatically generated KCs model students’ problem-solving data as effectively as human-created KCs in both KT and AFM.
3. We publish a reproducible KT benchmark with parsed content data, advancing content-aware Knowledge Tracing methods.¹

Related Works

Utilizing LLMs to improve ITSs and Knowledge Tracing

The emergence of advanced NLP tools in recent years, especially instruction-tuned LLMs like ChatGPT, has significantly enhanced ITSs by providing natural, human-like interactions (Limo et al. 2023; Grassini 2023). Large language models (LLMs) have been shown to provide support in a range of areas, including, but not limited to, planning learning instruction (Hu et al. 2024), scaffolding (Goslen et al. 2024; Liu et al. 2024), and helping students solve math word problems (He-Yueya et al. 2023). They assist learners in multiple ways, such as participating in back-and-forth instructional conversations (Lieb and Goel 2024; Salminen et al. 2024) or providing feedback to students (Dai et al. 2023; Gubelmann et al. 2024).

Moreover, LLMs have also been used to improve the accuracy and performance of the KT models in the backbone of ITSs. LM-KT was proposed to perform KT even when there is no prior problem-solving data from the student. The LM-KT model trains GPT-2 to perform Knowledge Tracing on content without any prior student interaction records (Srivastava and Goodman 2021). In a basic second-language acquisition problem space, LM-KT models student success rates based on the input of natural language sentences as questions. Following LM-KT, other work has shown that leveraging the generalizability of LLMs can enhance the performance of Knowledge Tracing (Neshaei et al. 2024; Zhan et al. 2024) and address cold-start problems (Lee et al. 2024). However, their applicability to other domains is limited, as the language model needs to be fine-tuned on the specific domain.

LLMs have the ability to digest information from source documents which can help with extracting information from large-scale educational data; for example, they have been used for summarize content by intention (Shin et al. 2022) or extracting key points out of educational data (Dagdelen et al. 2024). However, the application of LLMs to improve the performance of KT models, specifically by assisting in the process of KC extraction, has been rare in the literature. We address this gap by providing and evaluating a structured KC extraction method using LLMs in the loop, with the goal of improving the accuracy of KC models while reducing the need for human labeling labor.

¹Codes are available at <https://github.com/DoniMoon/LLMKT>

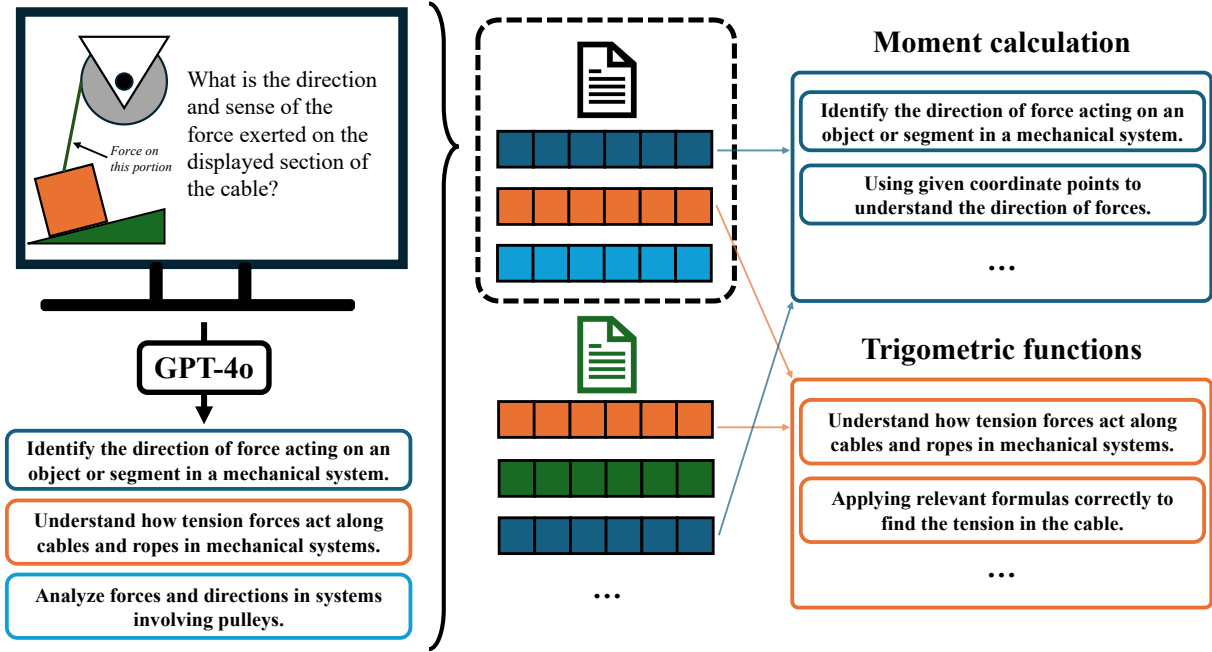


Figure 2: Overall procedure of extracting knowledge components. First, we extract knowledge components using GPT-4o API from the parsed question content. Then, we calculate sentence embedding for all descriptions of the generated knowledge components. At last, we group each knowledge components into similar semantic group using a clustering approach.

Extracting Knowledge Components

Commonly, the assignment of KCs to questions is done by human experts, e.g., instructors (Sun et al. 2019); however, this requires manual labor, making it less suitable for course offerings with a high number of questions. As a result, previous researchers have explored methods to move from expert-annotated KCs towards extracting KCs from the problem information automatically, which can aid in developing more accurate KT models. For example, Thaker, Brusilovsky, and He (2019) proposed a methodology to extract KCs from documents using classical NLP techniques and annotate these documents for application in adaptive online textbooks. Additionally, Sun et al. (2019) validated the accuracy of a method for automatically generating skills for problems by fine-tuning a language model on problem and skill label data to enable computer adaptive test.

Unlike previous studies, we perform the task of tagging the Knowledge Components (KCs) required by questions without using pre-trained problem data or provided schemas of knowledge components. Additionally, we focus on generating entities that clearly correspond to the previous concept of ‘knowledge component,’ rather than simply using terms like skill, knowledge, or tag, and we conduct validation for the KCs. The study most closely related to ours, which analyzes the relation of questions and KCs using LLMs, is Moon et al. (2022). This study uses pre-trained LLMs to verify that if a problem generated from a single KC is a good one, there is a strong dependency on that KC, for the purpose of evaluating automatically generated questions. Conversely, we aim to extract KCs directly from the questions, under the assumption that each question is designed to test

specific knowledge.

Methodology

Dataset

We chose to process the OLI datasets from CMU Datashop² since the OLI.Statics2011 dataset is a well-known benchmark for knowledge tracing which has publicly available content data (Koedinger et al. 2010; Abdelrahman, Wang, and Nunes 2023). The Open Learning Initiative (OLI) project provides research-based courseware suitable for various class formats and supports advanced research. We gained access to several domains of OLI learning content from CMU Datashop. The preprocessing code for the datasets is publicly available³, and to facilitate reproduction while protecting the content data, the parsed files for each dataset have been uploaded to the corresponding entries in Datashop.

Knowledge Component Extraction

To leverage the capabilities of instruction-tuned LLMs for educational purposes, we first focus on extracting knowledge components from educational content. Our approach involves the following steps:

1. Content Processing The content data available from the CMU DataShop consists of HTML pages representing the learning materials that students interact with (Koedinger et al. 2010). We parsed this data, extracting text and images

²<https://pslcdatashop.web.cmu.edu/>

³Currently attached to the submission. The code will be released post anonymous review.

Understanding how to calculate the x and y components of forces.
 Applying trigonometric functions to resolve forces into perpendicular components.
 Understand how to decompose a force into its perpendicular components.
 Calculate the position vector from point O to the point of application of each force.
 Learn how to represent forces using vectors.
 Decomposing a given force into its x and y components based on angles provided.
 Decompose a force into its components.
 Using trigonometric functions to resolve forces into components.
 Calculate the x and y components of a vector given its magnitude and direction.
 Use sine and cosine functions to resolve forces into their components.

Understand how to determine sense and direction of a force.
 Assigning labels to the identified forces based on their origin and point of interaction.
 The direction and point of application of a force determine how it contributes to the equilibrium conditions.
 Recognize that forces can act in multiple directions.
 Understanding the appropriate direction of force at a given point.
 Determine the resultant direction of the applied force from one body to another.
 Determine the force labels in the context of the question.
 Understanding the direction and magnitude of vertical forces in a system.
 The vector represents the magnitude and direction of a force.
 Predicting the directions of forces exerted at a joint based on given resultant forces.

Box 1: Example of the knowledge components belonging to the cluster **Trigonometric Relationships** (above) and **Moment Calculation** (below) in *Statics* dataset.

from Flash files embedded within the content, and converted MP3 files into text data using the *whisper-large-v2* model (Radford et al. 2022). We have processed the image files to request them in the Chat Template from the OpenAI API ⁴, preserving their positions and order from the original HTML content where the images were located. Each problem was matched with the corresponding steps in the CMU DataShop transaction data, creating datasets for five subjects: Statics, Psychology, Biology, Computing, and French.

2. Knowledge Component Extraction Using the OpenAI API for the GPT-4o model, we extracted the knowledge components for each problem as shown in Fig 2. Each problem can have multiple knowledge components, with each component consisting of a name field (1-3 words) and a description field (1-2 sentences).

3. Clustering Knowledge Components The extracted KCs consisted of natural language sentences, which occasionally referred to the same topic but with different sets of words. To utilize these components for problem correlation and be able to assign the same identifiers to semantically similar KCs, we needed to group them together. To do this, we computed sentence embeddings for each component and performed clustering based on similarity. The optimal number of clusters was determined by maximizing the silhouette score of the clustering (Rousseeuw 1987). We compared the performance of the Sentence-T5-XXL model (Ni et al. 2022) and OpenAI’s *text-embedding-3-large* model for this task ⁵.

⁴<https://platform.openai.com/docs/guides/vision>

⁵<https://openai.com/index/new-embedding-models-and-api-updates/>

Knowledge Component Quality Evaluation

To validate the effectiveness of our knowledge component extraction method, we conducted a comprehensive quality evaluation across five different datasets. Using the Additive Factors Model (AFM), we measured the Root Mean Square Error (RMSE) and compared it with the RMSE of human-generated KC mappings for each dataset. This evaluation provided a robust assessment of the accuracy and reliability of the LLM-extracted knowledge components.

The KCs used in this validation were evaluated by measuring the silhouette score of K-means clustering from 2 to 200 clusters. We automatically determined the optimal number of clusters by detecting the knee point of the silhouette score change (Rousseeuw 1987; Satopaa et al. 2011). To further verify the quality of KCs based on the level of clustering, we divided the entire range of 2 to 200 clusters into ten sections. For each section, we identified the point where the silhouette score was at its local maximum and observed the performance change of the AFM when KCs were generated with the corresponding number of clusters.

RMSE was measured not only for the entire dataset but also in environments where student ID information and item ID information were masked, respectively. This ablation experiment was done to identify which biases the model was utilized to demonstrate performance. For performance measurement, we utilized PyAFM, a Python implementation of the AFM (MacLellan, Liu, and Koedinger 2015).

To better understand the Knowledge Components (KCs) categorized through clustering, the most frequent name within each cluster was selected as the representative name for that cluster, alongside the descriptions included in that cluster. As illustrated in Box 1, these names typically con-

Course	# KCs	Avg. KCs per item	% Multi-KC	# KCs in gold
oli_computing	118	3.14	91%	41
oli_statics	187	3.01	94%	81
oli_french	196	2.91	94%	7
oli_biology	197	2.1	71%	275
oli_psychology	187	2.08	69%	226

Table 1: Summary statistics of generated KCs for different OLI courses.

sist of 2-3 words, such as **Trigonometric Relationships** or **Moment Calculation**. In most clusters, approximately one-third of the items shared the same name, which was then chosen as the mode and designated as the cluster’s representative name.

Knowledge Tracing Baselines Using KCs

With the extracted knowledge components, we utilized the code from prior works (Gervet et al. 2020b) to perform KT using IRT, PFA, DAS3H, SAKT, and DKT (Gervet et al. 2020a). In the experiments of the previous section, the performance of the OpenAI embedding model was superior to that of the T5-xxl model, so we evaluated the KCs generated using the OpenAI *text-embedding3-large* model. Among these, IRT is an algorithm that does not use KCs, while PFA and DAS3H use a Q-matrix. SAKT and DKT operate in environments with disjoint KCs, so we used joint skill assignments. Joint skill considers the combination of KCs assigned to each question as a single KC (Xiong et al. 2016). For example, a problem with KC 1 and KC 2 is treated as having a distinct KC different from a problem with only KC 1.

To compare the impact of the KCs generated by our algorithm, we prepared four types of baselines. The **Random** setting assigns all KCs randomly as a baseline. The **Human** setting uses the highest-performing human-generated KCs tagged in each dataset from CMU Datashop.

In addition, we also measured the zero-shot KT performance on completely unseen items. To achieve this, we created a train-test split where no items overlap between the train and test sets, but the KCs of the items in the test set appear at least once in the train set. Then, we applied logistic regression to the KCs-aware features to determine the zero-shot performance across each domain. By splitting the dataset in this manner, we ensured that the model’s ability to generalize to new items was rigorously tested. This approach allowed us to evaluate the robustness and adaptability of our LLM-generated KCs in handling novel content.

Results

Quality of the Generated Knowledge Components

Box 1 provides an example of generated KCs descriptions classified into the same cluster, represented as *Trigonometric Relationships*. Figure 3 shows the performance change of AFM with varying cluster numbers. When item information is masked, performance relies solely on the general ability of each student and KCs information, making it highly dependent on KCs quality. While overall and student-masked

performance improved with more clusters, item-masked performance deteriorated, indicating that more clusters do not necessarily mean better KCs and suggesting room for improvement in verifying KCs consistency.

Table 3 compares the AFM performance of KCs selected using OpenAI’s embedding API, sentence-t5-xxl embeddings, and human experts in the *statics*, *french*, and *computing* domains. The results using OpenAI’s embeddings consistently outperformed sentence-t5-xxl. Given that previous research has shown the superior performance of OpenAI’s embedding models (Cao 2024), it can be concluded that as embedding models improve, the performance of KCs is likely to improve as well. However, both methods still showed comparable or better overall performance than human-created KCs, while item-blocked cross-validation performance was worse.

In the context of automatically generated KCs, the item-blocked performance of the AFM tends to be somewhat lower compared to that observed with human-defined KCs. We attribute this phenomenon to the AFM’s reliance on the Opportunity Count feature. As the number of tags increases, the opportunity count values input for each prediction converge toward zero, leading to a sparsity of information that can adversely affect model performance.

As demonstrated in Table 1, all three subjects experienced a substantial increase in the number of generated KCs compared to the original sets. Specifically, Figure 3 provides compelling evidence that item-blocked performance diminishes as the number of KCs escalates. This trend is further supported by the significant disparity in AFM performance observed in the *oli_french* dataset, where the original human-created KCs numbered only seven. In the computing dataset, the KC count increased from 41 to 118, and in *statics* from 81 to 187—approximately doubling in both cases. In contrast, the *oli_french* dataset saw an increase from 7 to 196 KCs, a 28-fold amplification, which likely intensified the observed effect on AFM performance.

Thus, while the AFM is capable of effectively evaluating performance in multiple-KC systems, we infer that significant discrepancies in the number of KCs can lead to inequitable comparisons between different KC sets. This finding implies that when applying Knowledge Tracing (KT) methodologies, especially in contexts with vastly differing KC counts, it is crucial to consider the potential impact on model performance assessments. Careful examination of these factors is essential to ensure fair and accurate evaluations within educational data mining and learning analytics.

Knowledge Component	Model	French	Computing	Statics	Biology	Psychology
None	IRT	0.822	0.809	0.797	0.743	0.781
Random	PFA	0.619	0.604	0.600	0.595	0.590
	DAS3H	0.873	0.816	0.804	0.762	0.793
	SAKT	0.828	0.780	0.812	0.858	0.809
	DKT	0.925	0.817	0.860	0.912	0.822
LLM (Ours)	PFA	0.787	0.723	0.751	0.666	0.698
	DAS3H	0.881	0.800	0.836	0.772	0.802
	SAKT	0.869	0.802	0.854	0.869	0.815
	DKT	0.918	0.835	0.883	0.915	0.828
Human	PFA	0.752	0.699	0.693	0.671	0.698
	DAS3H	0.911	0.840	0.843	0.768	0.801
	SAKT	0.850	0.554	0.854	0.874	0.817
	DKT	0.929	0.868	0.877	0.918	0.828

Table 2: Knowledge Tracing Performance Metrics (AUC). IRT method don’t use any KC information. Only PFA supports multiple KCs, while others concatenate all KCs and treat them as an independent single KC.

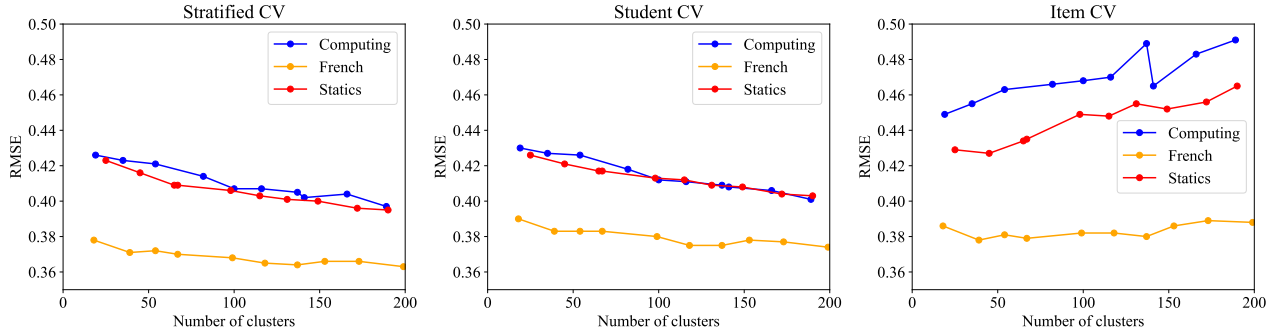


Figure 3: AFM performance change based on the number of clusters.

Effect on Knowledge Tracing Performance

Table 2 shows the results of the KT experiments. For PFA and DAS3H, which are logistic regression-based KT models that can utilize multiple KCs (Pavlik, Cen, and Koedinger 2009; Choffin et al. 2019), we find using the KCs generated by our algorithm improves performance compared to the **Random** baseline. Notably, in PFA performance, our KCs outperform those of human experts across three domains. We believe that these advantages stem from the rich information provided by the multiple KCs tags per item.

When comparing model-wise performance, our generated KCs exhibited a pattern similar to that of human expert KCs. In certain datasets and models, using LMM-generated KCs even showed a greater performance increase compared to human KCs. This, along with the previous experiments, supports the conclusion that our generated KCs explain the training data as effectively as human experts.

Discussion & Conclusion

The goal of this work was to evaluate the effectiveness of using LMMs to generate KCs directly from the text, figures, and diagrams of questions. In an empirical evaluation using AFM, we found that the KCs generated by our LMM-based

method matched the quality of human-generated knowledge components. Our method worked across five different domains (from computing to psychology to French) and four different knowledge tracing models. Furthermore, in models designed to work with multiple KCs per question, the KCs generated by our method outperformed human-generated KCs in four of the five datasets. Our method has the potential to immediately improve the quality of intelligent tutoring systems by making it possible to quickly generate high quality KCs for practically any set of questions.

Towards More Refined Domain Modeling

As reviewed by Pelánek (2017), Modeling the teaching domain with KCs has the potential to achieve greater granularity and richer informational content by assigning multiple KCs to a single item, modeling hierarchical relationships among KCs, or capturing prerequisite structures. However, in practice, it has often been the case that KCs are directly derived from curricula classifications, leading to a one-to-one mapping between problems and KCs (Sun et al. 2019). Consequently, Transformer-based KT models, such as SAINT and SAKT, have been designed to utilize this straightforward mapping (Choi et al. 2020; Pandey and Karypis 2019). However, given that

Model	RMSE	- Student	- Item
OLI_statics			
openai	0.395	0.403	0.465
t5-xxl	0.395	0.404	0.478
F2011	0.394	0.403	0.407
OLI_french			
openai	0.363	0.374	0.388
t5-xxl	0.376	0.385	0.409
Bonnie	0.345	0.354	0.346
Level4	0.354	0.358	0.355
OLI_computing			
openai	0.397	0.401	0.491
t5-xxl	0.398	0.402	0.502
poc_l_13	0.416	0.422	0.432
poc_l_10	0.428	0.433	0.435

Table 3: AFM scores. RMSE columns are the full cross-validation score, and - Student and - Item columns are the performance when the corresponding feature is blocked. *openai* and *t5-xxl* are our generated KCs, while the others were created by humans.

real-world problems typically require the interconnection of multiple KCs, this approach deviates significantly from the intended role of KCs as “*units of cognitive function*” within the original Knowledge-Learning-Instruction framework (Koedinger, Corbett, and Perfetti 2012).

Moreover, recent studies have increasingly diverged from the original definition of KCs, treating them as mere meta-data to be leveraged for enhancing KT performance. There have been instances where KCs have been used interchangeably with terms like *knowledge concepts* (Ai et al. 2019) or generalized into labels such as *knowledge*, *tag*, or *skill* (Sun et al. 2019). This shift risks undermining the connection between KCs and learning science fields, such as recommendation systems that rely on KCs to provide meaningful educational insights. Therefore, it is crucial to maintain the integrity of KCs, ensuring they are not reduced to simple metadata for performance enhancement purposes.

As large language models continue to advance, enabling the successful execution of more complex cognitive tasks, there is a growing opportunity to construct more sophisticated KC frameworks. These frameworks could consider hierarchical and prerequisite relationships with significantly reduced overhead, offering more robust and nuanced models for educational contexts. Moving beyond the AFM, there is a pressing need for enhanced methodologies that can leverage highly detailed KCs and evaluate their quality. Revisiting discussions on Cognitive Diagnosis Models may also help us remain focused on the core issues at hand (De La Torre 2011).

Linking to Zero-Shot Knowledge Tracing

A key direction for future research, as proposed by this study, is the development of Zero-Shot KT techniques mediated by KCs. Currently, KT models are predominantly op-

timized for interaction data, rendering assessment infeasible without prior records. This limitation is particularly problematic for ITS, where KT models a student’s knowledge state based on their problem-solving history to predict future performance (Abdelrahman, Wang, and Nunes 2023). Despite the advances brought about by transformer architectures, these models still rely heavily on the statistical properties derived from problem-solving records. This approach contrasts sharply with human educators, who can intuitively assess knowledge and identify deficiencies without the need for extensive data histories.

The primary challenges associated with current KT methods include:

1. The inability to manage educational content or students without prior records, leading to cold-start issues for both users and items.
2. Biases stemming from an over-reliance on statistical data, which can be influenced by the difficulty level of the content or peer interactions.
3. In the case of Deep Neural Network models, operations that are theoretically expected are not always guaranteed. For example, even if a learner answers more questions correctly than before, the learner’s KT prediction value may be lower than it was before answering those questions (Kim et al. 2021).

While human educators also face challenges with user-cold starts, they can manage biases more effectively by assessing knowledge within learning materials and identifying the essential problem-solving skills. However, the subjectivity inherent in human assessment remains a significant issue, particularly in large-scale educational systems that struggle to rely solely on human evaluation. In this context, LLMs, with their capacity to quickly comprehend content and analyze vast amounts of data, offer a promising alternative.

The most significant synergy between automatically generated KCs and Zero-Shot KT lies in the potential to enhance KC frameworks without the constant need for human expert evaluation. By leveraging performance comparisons across existing KT benchmarks, much like the automated KC evaluation platforms provided by Datashop based on the AFM (Koedinger et al. 2010), researchers can accelerate the research cycle, eliminating human bottlenecks and fostering rapid advancements in educational technology.

Limitation

The limitations of our study primarily stem from significant data losses during preprocessing, including the extraction of images from outdated HTML files, potential errors in converting audio to text, and the exclusion of content with uncertain mappings, which reduced transaction data by more than half. Additionally, current KT methodologies like SAKT, DKT, and AFM, which employ joint skill modeling, are not advanced enough to fully evaluate the effectiveness of our approach that assigns multiple KCs to each problem. Future research will need to focus on refining KT methodologies to better assess these detailed KCs. Lastly, as in the case of Fig2, we had to use images due to the nature of content where problem-solving heavily relies on visuals,

and thus we were unable to conduct experiments comparing the performance differences between the Large Language Model and Large Multimodal Model.

Conclusion

In this study, we have proposed a novel approach that leverages instruction-tuned large multimodal models (LMMs) for the extraction and utilization of KCs from educational multimedia content. Our findings demonstrate that our automatically generated KCs can significantly enhance the performance of KT methods, sometimes even surpassing those of human experts.

To encourage further research in this promising area, we have released refined KT benchmarks across five domains. These benchmarks aim to facilitate the development of more advanced KT methodologies that can fully exploit the potential of automatically generated KCs, ultimately contributing to more personalized and scalable educational systems.

References

- Abdelrahman, G.; Wang, Q.; and Nunes, B. 2023. Knowledge tracing: A survey. *ACM Computing Surveys*, 55(11): 1–37.
- Ai, F.; Chen, Y.; Guo, Y.; Zhao, Y.; Wang, Z.; Fu, G.; and Wang, G. 2019. Concept-aware deep knowledge tracing and exercise recommendation in an online learning system. *International Educational Data Mining Society*.
- Cao, H. 2024. Recent advances in text embedding: A Comprehensive Review of Top-Performing Methods on the MTEB Benchmark. *arXiv preprint arXiv:2406.01607*.
- Choffin, B.; Popineau, F.; Bourda, Y.; and Vie, J.-J. 2019. DAS3H: Modeling Student Learning and Forgetting for Optimally Scheduled Distributed Practice of Skills. *ArXiv*, abs/1905.06873.
- Choi, Y.; Lee, Y.; Cho, J.; Baek, J.; Kim, B.; Cha, Y.; Shin, D.; Bae, C.; and Heo, J. 2020. Towards an appropriate query, key, and value computation for knowledge tracing. In *Proceedings of the seventh ACM conference on learning@scale*, 341–344.
- Corbett, A. T.; and Anderson, J. R. 1994. Knowledge tracing: Modeling the acquisition of procedural knowledge. *User modeling and user-adapted interaction*, 4: 253–278.
- Dagdelen, J.; Dunn, A.; Lee, S.; Walker, N.; Rosen, A. S.; Ceder, G.; Persson, K. A.; and Jain, A. 2024. Structured information extraction from scientific text with large language models. *Nature Communications*, 15(1): 1418.
- Dai, W.; Lin, J.; Jin, H.; Li, T.; Tsai, Y.-S.; Gašević, D.; and Chen, G. 2023. Can large language models provide feedback to students? A case study on ChatGPT. In *2023 IEEE International Conference on Advanced Learning Technologies (ICALT)*, 323–325. IEEE.
- De La Torre, J. 2011. The generalized DINA model framework. *Psychometrika*, 76: 179–199.
- Gervet, T.; Koedinger, K.; Schneider, J.; and Mitchell, T. 2020a. When is Deep Learning the Best Approach to Knowledge Tracing? *Journal of Educational Data Mining*, 12(3): 31–54.
- Gervet, T.; Koedinger, K.; Schneider, J.; Mitchell, T.; et al. 2020b. When is deep learning the best approach to knowledge tracing? *Journal of Educational Data Mining*, 12(3): 31–54.
- Goslen, A.; Kim, Y. J.; Rowe, J.; and Lester, J. 2024. LLM-Based Student Plan Generation for Adaptive Scaffolding in Game-Based Learning Environments. *International Journal of Artificial Intelligence in Education*, 1–26.
- Grassini, S. 2023. Shaping the future of education: exploring the potential and consequences of AI and ChatGPT in educational settings. *Education Sciences*, 13(7): 692.
- Gubelmann, R.; Burkhard, M.; Ivanova, R. V.; Niklaus, C.; Bermeitinger, B.; and Handschuh, S. 2024. Exploring the Usefulness of Open and Proprietary LLMs in Argumentative Writing Support. In *International Conference on Artificial Intelligence in Education*, 175–182. Springer.
- He-Yueya, J.; Poesia, G.; Wang, R. E.; and Goodman, N. D. 2023. Solving math word problems by combining language models with symbolic solvers. *arXiv preprint arXiv:2304.09102*.
- Hu, B.; Zheng, L.; Zhu, J.; Ding, L.; Wang, Y.; and Gu, X. 2024. Teaching Plan Generation and Evaluation With GPT-4: Unleashing the Potential of LLM in Instructional Design. *IEEE Transactions on Learning Technologies*.
- Kim, M.; Shim, Y.; Lee, S.; Loh, H.; and Park, J. 2021. Behavioral Testing of Deep Neural Network Knowledge Tracing Models. *International Educational Data Mining Society*.
- Koedinger, K. R.; Baker, R. S.; Cunningham, K.; Skogsholm, A.; Leber, B.; and Stamper, J. 2010. A data repository for the EDM community: The PSLC DataShop. *Handbook of educational data mining*, 43: 43–56.
- Koedinger, K. R.; Corbett, A. T.; and Perfetti, C. 2012. The Knowledge-Learning-Instruction framework: Bridging the science-practice chasm to enhance robust student learning. *Cognitive science*, 36(5): 757–798.
- Lee, U.; Bae, J.; Kim, D.; Lee, S.; Park, J.; Ahn, T.; Lee, G.; Stratton, D.; and Kim, H. 2024. Language Model Can Do Knowledge Tracing: Simple but Effective Method to Integrate Language Model and Knowledge Tracing Task. *arXiv preprint arXiv:2406.02893*.
- Lieb, A.; and Goel, T. 2024. Student Interaction with NewtBot: An LLM-as-tutor Chatbot for Secondary Physics Education. In *Extended Abstracts of the CHI Conference on Human Factors in Computing Systems*, 1–8.
- Limo, F. A. F.; Tiza, D. R. H.; Roque, M. M.; Herrera, E. E.; Murillo, J. P. M.; Huallpa, J. J.; Flores, V. A. A.; Castillo, A. G. R.; Peña, P. F. P.; Carranza, C. P. M.; et al. 2023. Personalized tutoring: ChatGPT as a virtual tutor for personalized learning experiences. *Przestrzeń Społeczna (Social Space)*, 23(1): 293–312.
- Liu, R.; and Koedinger, K. R. 2017. Going beyond better data prediction to create explanatory models of educational data. *The Handbook of learning analytics*, 1: 69–76.
- Liu, Z.; Yin, S. X.; Lee, C.; and Chen, N. F. 2024. Scaffolding Language Learning via Multi-modal Tutoring Systems with Pedagogical Instructions. *arXiv preprint arXiv:2404.03429*.

- MacLellan, C.; Liu, R.; and Koedinger, K. 2015. Accounting for Slipping and Other False Negatives in Logistic Models of Student Learning. In Santos, O.; Boticario, J.; Romero, C.; Pechenizkiy, M.; Merceron, A.; Mitros, P.; Luna, J.; Mihaescu, C.; Moreno, P.; HersHKovitz, A.; S., V.; and Desmarais, M., eds., *Proceedings of the 8th International Conference on Educational Data Mining*. Madrid, Spain: International Educational Data Mining Society.
- Moon, H.; Yang, Y.; Yu, H.; Lee, S.; Jeong, M.; Park, J.; Shin, J.; Kim, M.; and Choi, S. 2022. Evaluating the Knowledge Dependency of Questions. In Goldberg, Y.; Kozareva, Z.; and Zhang, Y., eds., *Proceedings of the 2022 Conference on Empirical Methods in Natural Language Processing*, 10512–10526. Abu Dhabi, United Arab Emirates: Association for Computational Linguistics.
- Mousavinasab, E.; ZarifSanaiey, N.; R. Niakan Kalhori, S.; Rakhshan, M.; Keikha, L.; and Ghazi Saeedi, M. 2021. Intelligent tutoring systems: a systematic review of characteristics, applications, and evaluation methods. *Interactive Learning Environments*, 29(1): 142–163.
- Neshaei, S. P.; Davis, R. L.; Hazimeh, A.; Lazarevski, B.; Dillenbourg, P.; and Käser, T. 2024. Towards Modeling Learner Performance with Large Language Models. *arXiv preprint arXiv:2403.14661*.
- Ni, J.; Hernandez Abrego, G.; Constant, N.; Ma, J.; Hall, K.; Cer, D.; and Yang, Y. 2022. Sentence-T5: Scalable Sentence Encoders from Pre-trained Text-to-Text Models. In Muresan, S.; Nakov, P.; and Villavicencio, A., eds., *Findings of the Association for Computational Linguistics: ACL 2022*, 1864–1874. Dublin, Ireland: Association for Computational Linguistics.
- Nwana, H. S. 1990. Intelligent tutoring systems: an overview. *Artificial Intelligence Review*, 4(4): 251–277.
- Pandey, S.; and Karypis, G. 2019. A Self-Attentive Model for Knowledge Tracing. *International Educational Data Mining Society*.
- Pavlik, P. I.; Cen, H.; and Koedinger, K. 2009. Performance Factors Analysis - A New Alternative to Knowledge Tracing. In *International Conference on Artificial Intelligence in Education*.
- Pelánek, R. 2017. Bayesian knowledge tracing, logistic models, and beyond: an overview of learner modeling techniques. *User modeling and user-adapted interaction*, 27: 313–350.
- Radford, A.; Kim, J. W.; Xu, T.; Brockman, G.; McLeavey, C.; and Sutskever, I. 2022. Robust Speech Recognition via Large-Scale Weak Supervision.
- Rousseeuw, P. J. 1987. Silhouettes: a graphical aid to the interpretation and validation of cluster analysis. *Journal of computational and applied mathematics*, 20: 53–65.
- Salminen, J.; Jung, S.-g.; Medina, J.; Aldous, K.; Azem, J.; Akhtar, W.; and Jansen, B. J. 2024. Using Cipherbot: An Exploratory Analysis of Student Interaction with an LLM-Based Educational Chatbot. In *Proceedings of the Eleventh ACM Conference on Learning@ Scale*, 279–283.
- Satopaa, V.; Albrecht, J.; Irwin, D.; and Raghavan, B. 2011. Finding a” kneedle” in a haystack: Detecting knee points in system behavior. In *2011 31st international conference on distributed computing systems workshops*, 166–171. IEEE.
- Shin, J.; Yu, H.; Moon, H.; Madotto, A.; and Park, J. 2022. Dialogue summaries as dialogue states (DS2), template-guided summarization for few-shot dialogue state tracking. *arXiv preprint arXiv:2203.01552*.
- Srivastava, M.; and Goodman, N. 2021. Question Generation for Adaptive Education. In Zong, C.; Xia, F.; Li, W.; and Navigli, R., eds., *Proceedings of the 59th Annual Meeting of the Association for Computational Linguistics and the 11th International Joint Conference on Natural Language Processing (Volume 2: Short Papers)*, 692–701. Online: Association for Computational Linguistics.
- Sun, B.; Zhu, Y.; Xiao, Y.; Xiao, R.; and Wei, Y. 2019. Automatic Question Tagging with Deep Neural Networks. *IEEE Transactions on Learning Technologies*, 12(1): 29–43.
- Thaker, K.; Brusilovsky, P.; and He, D. 2019. Student Modeling with Automatic Knowledge Component Extraction for Adaptive Textbooks. In *iTextbooks@ AIED*, 95–102.
- Xiong, X.; Zhao, S.; Van Inwegen, E. G.; and Beck, J. E. 2016. Going deeper with deep knowledge tracing. *International Educational Data Mining Society*.
- Zhan, B.; Guo, T.; Li, X.; Hou, M.; Liang, Q.; Gao, B.; Luo, W.; and Liu, Z. 2024. Knowledge Tracing as Language Processing: A Large-Scale Autoregressive Paradigm. In Olney, A. M.; Chounta, I.-A.; Liu, Z.; Santos, O. C.; and Bittencourt, I. I., eds., *Artificial Intelligence in Education*, 177–191. Cham: Springer Nature Switzerland. ISBN 978-3-031-64302-6.

Appendix

Data preprocessing

This section explains how the OLI datasets from CMU Datashop⁶ were preprocessed.

All transaction data was extracted by selecting “all data” in the “Export” tab and choosing “By Transaction” in the detailed options. The content data was collectively downloaded by clicking the “Download Problem Content” button in the “Dataset Info/Problem List” tab. We used the swftools package⁷ in the Windows OS environment to extract images from the SWF file, which is not supported anymore due to the deprecation of flash support.

all mp3 files are converted into text files, using whisper-large-v2 (Radford et al. 2022).

OLI Engineering Statics For the Statics dataset, we used the Fall 2011 version⁸. While other versions included a wider variety of KC models, the number of users and transactions was smaller compared to other statics benchmarks. Therefore, we considered the Fall 2011 version to be the superset and used it. The KC model named F2011 was used as the human tag. The original 361,092 transactions were reduced by about half to 189,047.

OLI Principles of Computing The content of the OLI computing dataset⁹ was different from other subjects, as it contained content from multiple subjects under the root directory. To maintain consistency with the method used for processing other datasets, only the content from *Principles_of_Computing_v.1.10*, which includes the version in the subject name, was used. The KC models *principles_of_computing_1.13* and *principles_of_computing_1.10* were used to calculate Table 3. The transaction data was filtered to include only those containing this content. As a result, the original transaction dataset, which had 37,233 rows, was reduced to 16,951 rows.

OLI French We used the ‘French1 - Spring 2014’ dataset for the French dataset¹⁰. Since it included various KC models, we used *Bonnie’s Model*, which had the best AFM performance. For Table 3, *Level4* KC model, which also reports good AFM performance, is used. This dataset contained many items with voice mp3 files, so we converted these files to text using the whisper-large-v2 model and inserted the transcriptions into the question text. At the position in the HTML where the mp3 execution was embedded, we prefixed the converted text with ‘[transcription of embedded mp3 file]:’. Out of the total 278,489 rows of transactions, the final remaining data consisted of 53,255 rows.

OLI Biology We used the ‘Oli.biology’ dataset from the ‘Bridge to Success’ project for the Biology data¹¹. The KC

model named *intro_biology-1.0* was used as the human label. After processing, 3,285,685 rows remained out of the original 5,852,795 rows of transactions.

OLI Psychology We used the ‘Psychology MOOC GT - Spring 2013’ dataset for the Psychology data¹² and utilized the KC model named *psychology-1-4*. After processing, 1,935,496 rows remained out of the original 2,493,609 rows of transactions.

Qualitative aspects of generated KCs

Tables 4, 6, 8, 10, and 12 present randomly selected content from each dataset, showing the GPT-4o generated names and descriptions for the KCs tagged to those contents, and the KC names classified by clustering. For the Biology and Psychology datasets, the higher specificity of the topics often resulted in all KCs within a single problem being classified under the same tag, explaining the relatively low Multi_KC ratio in Table 1.

Tables 5, 7, 9, 11, and 13 display 10 randomly selected descriptions from the first and second clusters of each dataset. Each cluster_name is determined by the most frequent KC_name among the KCs within that cluster as generated by GPT-4o, which may sometimes fail to accurately describe the cluster.

Detailed experiment settings

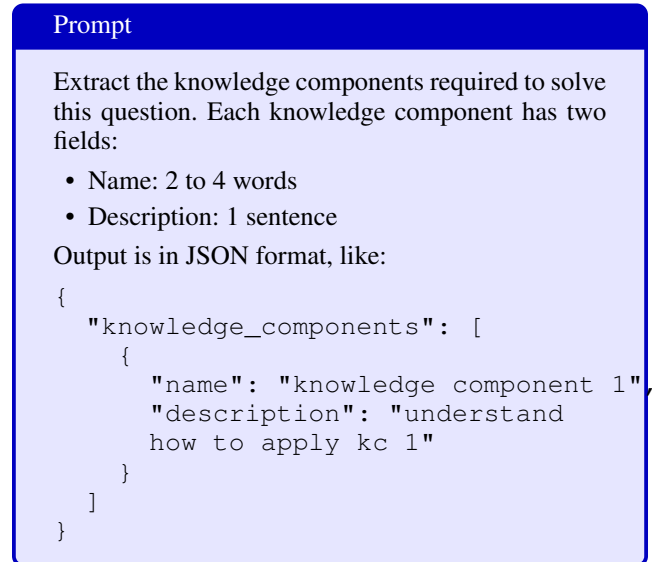


Figure 4: GPT-4o prompt

GPT-4o prompt Figure 4 shows the prompt used as the system role. The random seed for the API was set to 42, and the problem was provided in the user role. The problem was appended with the postfix ‘Content:\n\n’. Images were uploaded and encoded in base64, and the prompt was generated to place the images between the text, preserving their

⁶<https://pslcdatashop.web.cmu.edu/>

⁷<http://www.swftools.org/>

⁸<https://pslcdatashop.web.cmu.edu/DatasetInfo?datasetId=507>

⁹<https://pslcdatashop.web.cmu.edu/DatasetInfo?datasetId=1806>

¹⁰<https://pslcdatashop.web.cmu.edu/DatasetInfo?datasetId=918>

¹¹<https://pslcdatashop.web.cmu.edu/DatasetInfo?datasetId=1148>

¹²<https://pslcdatashop.web.cmu.edu/DatasetInfo?datasetId=863>

positions as closely as possible to their actual locations in the problem.

Clustering Figure 5 shows the WCSS and Silhouette Score of the K-means clustering method as the number of clusters varies from 2 to 200. Due to the instability of the Silhouette Score when the number of clusters is very small, we analyzed cases where the number of clusters is greater than 10. Each point in Figure 3 represents the local maximum Silhouette Score within one of the 10 bins divided between the range of 10 to 200 clusters, and the AFM performance was measured using these cluster numbers.

Meanwhile, for zero-shot implementation, using more than 100 KCs, which maximizes the Silhouette Score, made it impossible to have at least one problem with each KC in both the train and test splits. Therefore, we used the number of clusters at the local maximum of the third bin mentioned earlier, where such splits were feasible for all datasets. The selected numbers of clusters were 52, 63, 52, 61, and 49 for computing, statics, French, psychology, and biology, respectively.

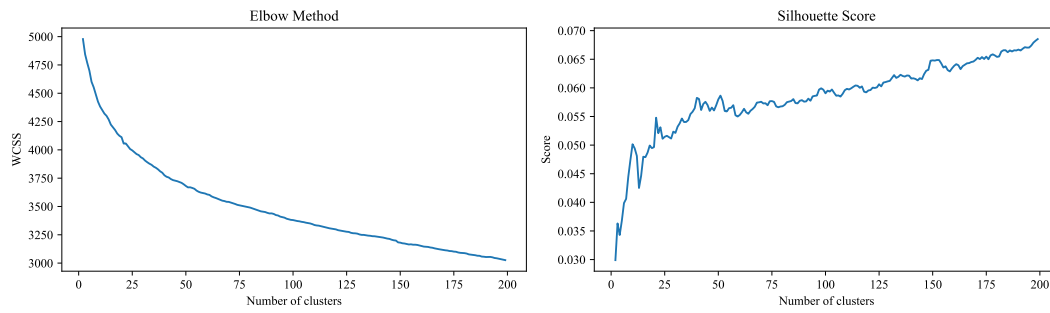
Zero-shot Knowledge Tracing We implemented zero-shot knowledge tracing using the same codebase¹³ that was used for KT implementation (Gervet et al. 2020a). The logistic regression setup was configured to experiment with various combinations of features, specifically utilizing the s, sc, tc, tw, w, and a tags. These options allow us to use features that record which KCs are present, how many times each KC appears in the user’s history, the total number of problems the user has solved, the total number of problems the user has correctly solved, and how many attempts were made for each problem within a time window. When selecting these options, we understood the code and chose all relevant options, but did not compare with other options due to the absence of a validation set.

AFM analysis For AFM inference, we used the Python implementation compatible with the CMU DataShop format¹⁴. The mapped KCs were post-processed in the same scheme as when transactions are exported with the ‘By Transaction’ option from CMU DataShop, and the inference was performed using this code. We were unable to conduct AFM analysis on the Psychology and Biology datasets because the memory usage of the code increases proportionally with the transaction length. The required memory exceeded 40GB, which could not be handled by the computational resources used in this study, specifically a MacBook M3 Pro with 36GB of shared memory.

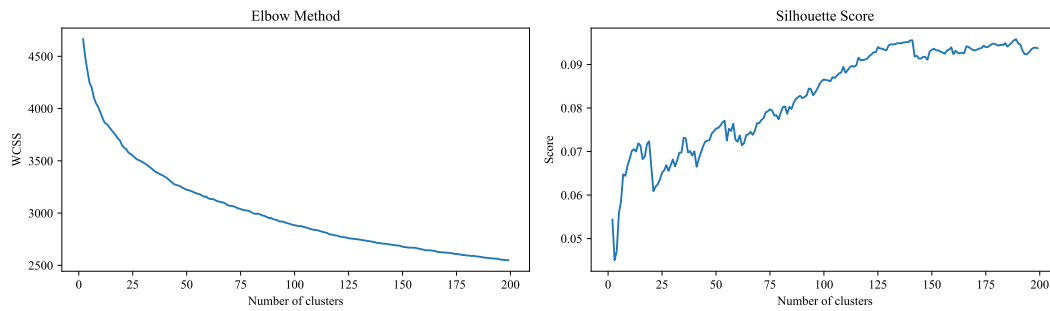
¹³<https://github.com/theophilegervet/learner-performance-prediction>

¹⁴<https://github.com/cmaclell/pyAFM>

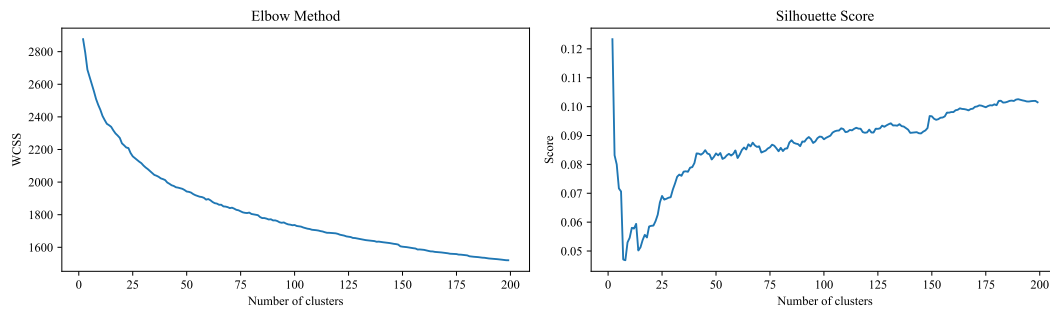
oli_biology



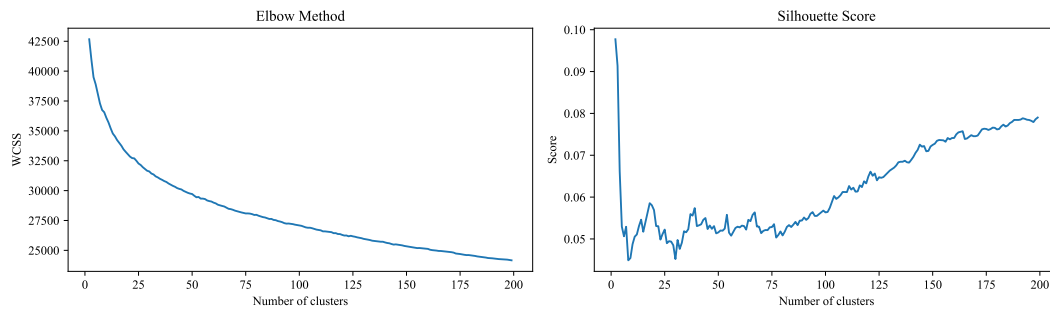
oli_computing



oli_statics



oli_french



oli_psychology

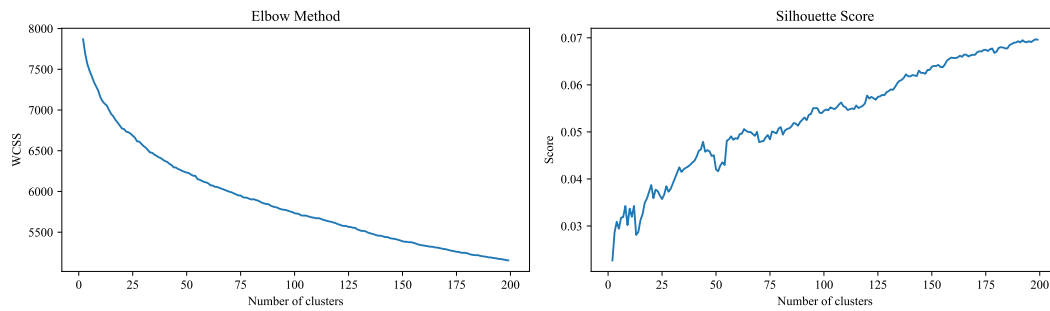


Figure 5: Clustering Scores for along the number of clusters

Generated Name	Description	KC Name
Item ID: 663		
call instruction	Understanding how the call instruction works.	function call
extended stack pointer	Understanding what the extended stack pointer (ESP) is.	ESP register function
ESP modification	Knowing that the call instruction modifies the ESP.	ESP register function
Item ID: 317		
Understanding Indexing	Knowledge of how to access elements in a list using their index values.	Index-based access
List of Lists Structure	Understanding that elements of the main list can themselves be lists and how indexing works with nested lists.	Index-based access

Table 4: Examples of Knowledge Components for the oli_computing dataset.

Cluster: signed char promotion
<p>Understand how and why an unsigned char is promoted to an unsigned int in an arithmetic expression involving only unsigned char operands.</p> <p>Know how multiplication of signed char values affects the resulting type in C.</p> <p>Knowing the C standard rules for promoting char to int during arithmetic.</p> <p>Knowing that arithmetic operations on smaller types (like signed char) promote them to int.</p> <p>Understand that signed char will be promoted to signed int when used in an arithmetic operation.</p> <p>Understand how operations on small integer types like char promote to int.</p> <p>Know that arithmetic operations on 'signed char' operands promote them to 'int'.</p> <p>Understand how arithmetic operations affect signed char types and their promotion.</p> <p>Understand how unsigned char types are converted to int during type promotion.</p> <p>Understand how arithmetic operations affect signed char types and their promotion.</p>
Cluster: list iteration
<p>Knowing how to iterate over a list using a for loop.</p> <p>Using loops to iterate through the elements and indices of lists.</p> <p>Understand how to use len() to get the length of a list.</p> <p>Understanding how to iterate over elements in a list.</p> <p>Understanding how to iterate through elements of a list using a for loop.</p> <p>Understanding how to iterate through list elements using indexing.</p> <p>Understand how to use nested loops to combine two lists by iterating over them simultaneously.</p> <p>Understanding how to iterate through a list using indexing.</p> <p>Understand how to iterate through a list in Python.</p> <p>Iterate through the values of the integer list.</p>

Table 5: Sample descriptions for the first two clusters in the oli_computing dataset.

Generated Name	Description	KC Name
Item ID: 1273		
Reading comprehension	Understand the text of the question and the options provided.	Pythagorean theorem
Multiple choice format	Recognize the structure of a multiple choice question and how to select an answer.	Selecting correct option
Decision making	Decide between the given options based on the question's requirements.	Pythagorean theorem
Item ID: 1097		
Summation of Forces	Understand that $\sum F_y = 0$ denotes the summation of all forces in the y-direction equaling zero.	multiple choice
Force Equilibrium	Recognize that the condition $\sum F_y = 0$ implies a state of force equilibrium in the vertical direction.	multiple choice
Multiple Choice Questions	Know how to interpret and answer multiple-choice questions.	equilibrium conditions
Selecting Correct Answer	Identify the correct option based on given conditions and context.	Pythagorean theorem

Table 6: Examples of Knowledge Components for the oli_statics dataset.

Cluster: understanding question context
<p>Interpreting the context or scenario presented in the question.</p> <p>Identify the context and requirements of the given problem.</p> <p>Using context or surrounding information to make decisions or draw conclusions.</p> <p>Comprehend the context and specifics of the question to make an informed choice.</p> <p>Interpreting the question stem in part B to comprehend what is being asked.</p> <p>Comprehend the context and specifics of the question being asked to ascertain the validity of provided answers.</p> <p>Understanding the specific context of the problem to apply the correct principles.</p> <p>Identifying when a response should be definite or conditional based on given information.</p> <p>Interpreting the question and the content between the delimiters.</p> <p>Interpret the context to determine an appropriate logical statement.</p>
Cluster: equilibrium condition
<p>Understanding that all loads can be modeled and analyzed within two-dimensional space.</p> <p>Assess the position and arrangement of logs in a visual setup.</p> <p>Utilize the geometry of points and lines to find directional cosines.</p> <p>Understanding what 'as assumed' and 'opposite to the assumed' mean.</p> <p>CM is likely an abbreviation or notation that needs to be understood in context.</p> <p>Know when to use $\cos\theta$ or $\sin\theta$ based on the angle's relation to the coordinate axes.</p> <p>using geometric relationships for problem-solving.</p> <p>Determine whether specific logs are touching or interacting.</p> <p>Determine whether one log is in contact with another.</p> <p>Understanding what 'as assumed' and 'opposite to the assumed' mean.</p>

Table 7: Sample descriptions for the first two clusters in the oli_statics dataset.

Generated Name	Description	KC Name
Item ID: 4237		
Understanding French Vocabulary	Ability to comprehend and translate French words to English.	Personal pronouns in French
Definition Matching	Ability to select the correct definition of a given word from a set of options.	Contextual understanding
Contextual Knowledge	Understanding the context of common places and their descriptions, such as different types of stores.	subject-verb agreement
Item ID: 6153		
French Vocabulary	Understanding the meaning of French phrases and expressions.	imperative mood
Phrase Matching	Identifying the correct definition for a given phrase.	French Greetings

Table 8: Examples of Knowledge Components for the oli_french dataset.

Cluster: French verb conjugation
<p>Translating French options to English to choose the correct one.</p> <p>Selecting the correct translation from given options.</p> <p>Selecting the appropriate translation from given multiple-choice options.</p> <p>Approach to verify the translated sentence through comparison with given options.</p> <p>Choosing the correct option from a list based on translation.</p> <p>Selecting the correct translation from given options.</p> <p>Identify the most contextually appropriate translation among multiple choices.</p> <p>Selecting the accurate translation option from multiple choices.</p> <p>Select the correct English translation from a list of options.</p> <p>Selecting the most suitable translation from multiple given choices.</p>
Cluster: negation
<p>Knowing the meaning and usage of the French word 'main(s)'.</p> <p>Understanding the correct English translation for the French word 'souper'.</p> <p>Understanding the French term 'être au régime'.</p> <p>Understanding how to translate interrogative phrases like 'Et les tiens?' to 'What about yours?'.</p> <p>Understand the meaning of the French word 'parfois'.</p> <p>Understanding the phrase 'Vous avez de la chance.' in French.</p> <p>Understanding how to translate 'moins le quart' from French to English.</p> <p>Understand the meaning of the French phrase 'être en forme'.</p> <p>Understand the meaning of the French phrase 'faire la bise'.</p> <p>Understand the French phrase 'être en forme'.</p>

Table 9: Sample descriptions for the first two clusters in the oli_french dataset.

Generated Name	Description	KC Name
Item ID: 1594		
define allopatric speciation	the formation of new species in populations that are geographically isolated	definition of solute
identify geographic barriers	understand that physical barriers can isolate populations, leading to new species formation	definition of solute
differentiate speciation types	recognize the differences between allopatric and sympatric speciation	definition of solute
Item ID: 89		
capillary action in plants	Understanding how water moves up trees through capillary action caused by polar properties.	Bleach chemical properties
polarity of water	Knowledge that water molecules are polar and that this property is essential for their movement through plant xylem.	Bleach chemical properties
role of gravity in water movement	Recognizing that gravity is not the primary force in the upward movement of water in trees; instead, capillary action and transpiration play major roles.	DNA sequence function
interpretation of true statements	Ability to evaluate multiple statements and identify the correct one based on knowledge of plant physiology and water properties.	pattern recognition

Table 10: Examples of Knowledge Components for the oli.biology dataset.

Cluster: Catabolic pathways
<p>NADH is produced during cellular metabolism, not necessarily through direct energy creation by cells.</p> <p>Understanding that an enzyme is a type of protein.</p> <p>Understand that each metabolic pathway has key enzymes that catalyze major reactions.</p> <p>Knowledge that anabolic processes involve the building of complex molecules from simpler ones.</p> <p>Recognize that pyruvate is the main end product of glycolysis.</p> <p>Understanding whether glycolysis is dependent or independent of the electron transport chain.</p> <p>Identifying that the primary source of ATP in aerobic organisms is through cellular respiration, not photosynthesis, catabolic reactions, or anabolic reactions.</p> <p>A process in humans and other organisms where cells convert glucose and oxygen into energy (ATP), carbon dioxide, and water.</p> <p>Recognition that catabolic processes involve the breakdown or degradation of molecules.</p> <p>Understand the function and nature of enzymes in biological systems.</p>
Cluster: DNA sequence function
<p>Recognize that increasing temperatures can lead to sea level rise.</p> <p>Understanding the scientific explanations for the causes of natural disasters.</p> <p>Knowledge of how nutrients support the growth of algae in water bodies.</p> <p>Recognizing measures that reduce or prevent greenhouse gas emissions.</p> <p>Recognize what strategies effectively address or mitigate climate change.</p> <p>Understand the different types of greenhouse gases emitted by human activities.</p> <p>Understand how changes in greenhouse gas levels contribute to global warming.</p> <p>Understanding the role of plants in releasing water vapor into the atmosphere.</p> <p>Human-induced changes to the climate, primarily through the release of greenhouse gases.</p> <p>Recognize evaporation and condensation as key physical processes in various cyclical systems.</p>

Table 11: Sample descriptions for the first two clusters in the oli.biology dataset.

Generated Name	Description	KC Name
Item ID: 2066		
Human Eye Anatomy	Understanding the different parts of the human eye and their functions.	Neurotransmitter identification
Iris Location	The iris is positioned between the cornea and lens, controlling the amount of light that enters the eye.	Neurotransmitter identification
Item ID: 709		
Reasonable Mind Concept	Understanding that the decision involves logical planning and time management.	Pattern of Knowledge
Wise Mind Concept	Recognizing the balance between emotional and reasonable mindsets, though not applicable here.	Role of Amygdala
Emotional Mind Concept	Understanding that decisions driven purely by emotions are not being considered in this scenario.	Role of Amygdala
Time Management Skills	The ability to plan and allocate time effectively for various activities including work, study, and social events.	Pattern of Knowledge

Table 12: Examples of Knowledge Components for the oli_psychology dataset.

Cluster: Role of Amygdala
<p>Recognizing that repeated rejection leads to intensified hurt feelings and negative emotional responses in males.</p> <p>Understanding that the amygdala is involved in processing emotions.</p> <p>Recognizing Donald's physiological response (heart beating quickly) triggered by an external stimulus.</p> <p>Comprehending emotional language and appreciating complicated relationships among emotions.</p> <p>Determining which branch of emotional intelligence is being assessed by evaluating the context provided.</p> <p>Recognizing decisions driven primarily by emotions, such as impulsive spending.</p> <p>Recognize how emotional responses manifest due to minor, unexpected events.</p> <p>Secondary emotions are classified based on their valence (pleasant or unpleasant) and intensity (mild or intense).</p> <p>Understanding that actions taken in an emotional mind can lead to negative outcomes, like damaging a piece of furniture.</p> <p>Recognizing that the term 'affective forecasting' specifically pertains to predicting future happiness or emotional states.</p>
Cluster: option selection
<p>Ability to determine when symptoms began to occur.</p> <p>Recognizing the symptoms and effects of elevated cortisol levels, such as fatigue and depression.</p> <p>Recognizing compulsions such as repetitive hand-washing linked to fear of contamination.</p> <p>Recognize that fighting in combat is typically a traumatic experience.</p> <p>Identify symptoms such as avoidance of high places and intense fear related to heights.</p> <p>Knowing the symptoms specific to panic disorders.</p> <p>Knowledge of associating the onset of symptoms with specific days.</p> <p>Understand that dementia is not an inevitable part of the normal aging process.</p> <p>Recognize that the primary issues dealt with are depression, anxiety, and family stress.</p> <p>Understanding that comorbidity refers to an individual having two diagnoses at the same time, such as anxiety and depression.</p>

Table 13: Sample descriptions for the first two clusters in the oli_psychology dataset.