

CHEBYSHEV FEATURE NEURAL NETWORK FOR ACCURATE FUNCTION APPROXIMATION

ZHONGSHU XU, YUAN CHEN AND DONGBIN XIU*

Abstract. We present a new Deep Neural Network (DNN) architecture capable of approximating functions up to machine accuracy. Termed Chebyshev Feature Neural Network (CFNN), the new structure employs Chebyshev functions with learnable frequencies as the first hidden layer, followed by the standard fully connected hidden layers. The learnable frequencies of the Chebyshev layer are initialized with exponential distributions to cover a wide range of frequencies. Combined with a multi-stage training strategy, we demonstrate that this CFNN structure can achieve machine accuracy during training. A comprehensive set of numerical examples for dimensions up to 20 are provided to demonstrate the effectiveness and scalability of the method.

Key words. Deep Neural Networks, Function Approximation, Chebyshev function.

MSC codes. 65T40, 68T01

1. Introduction. In recent years, machine learning has become a prominent research area. It has been widely applied in computer vision [20], data analysis [5], natural language processing [2], recommendation systems [11], etc. In particular, deep Neural Networks (DNNs) are frequently used in machine learning algorithms. Recently, in the area of scientific computing, DNN-based methods have been widely developed for, for example, solving differential equations [15, 16, 23], inverse problems [6, 7, 8], operator learning [1, 9, 10, 12], etc. In those problems, high-precision function approximations are an intrinsic requirement for the application of DNNs.

The mathematical foundation of DNNs rests on the celebrated universal approximation theory [4], which states that DNNs are capable of approximating functions with arbitrary precision. However, it is well known that the practical accuracy of DNNs is lacking for many scientific computing problems. For example, the training accuracy of DNNs can often reach a plateau level of $\mathcal{O}(10^{-5})$ to $\mathcal{O}(10^{-2})$. While this may be adequate for imaging analysis and classification problems, it is insufficient for many scientific computing problems, where high precision is critical for long-term predictions. Efforts have been made to partially understand this, see, for example, the so-called spectral bias phenomenon [14] or frequency principle [22], although it is unclear when a complete understanding will be available. Practical algorithms have also been designed to enhance DNNs accuracy, see, for example, Fourier features networks [18], multi-stage training [21], Hat activation functions [3], etc.

In this paper, we present Chebyshev Feature Neural Network (CFNN) architecture and its training procedure to achieve arbitrary training accuracy, down to machine precision should one desire. Our work is inspired by the original work of [21], which employed Fourier feature network and multi-stage training to reach machine precision during training. The contribution of our work lies in the following aspects: (1) The use of Chebyshev features with learnable frequencies in the first hidden layer. This takes advantage of the superior function approximation properties offered by Chebyshev functions and also contains less number of hyperparameters than the Fourier features network; (2) a random sampling strategy using exponential distribution for the initialization of the Chebyshev frequency in each of the multi-stage

*E-mail addresses: {xu.4202, chen.11050, xiu.16}@osu.edu. Department of Mathematics, The Ohio State University, Columbus, OH 43210, USA. Funding: This work was partially supported by AFOSR FA9550-22-1-0011.

training. This alleviates the difficulty of choosing the frequency parameters in [21]; and (3) a systematical study of the method for a large class of functions. Through extensive numerical study, we demonstrate that CFNN offers excellent approximation capability, for smooth functions or discontinuous functions, in various dimensions.

2. Chebyshev Feature Neural Network. We consider the classical function approximation problem: Let $f : D \mapsto \mathbb{R}$, $D \subset \mathbb{R}^d$, $d \geq 1$, be an unknown function and let $f(\mathbf{x}_1), \dots, f(\mathbf{x}_N)$, $N \geq 1$ denote its samples. The objective is to find an approximation function \hat{f} such that $\hat{f}(\mathbf{x}) \approx f(\mathbf{x})$, $\forall x \in D$. A common approach is to seek an approximant from a parameterized family of functions $\hat{f}(\cdot; \theta)$ and determine the parameter θ by minimizing the discrepancy between the samples. The mean squared error (MSE) is often used to quantify this discrepancy:

$$(2.1) \quad \min_{\theta} \frac{1}{N} \sum_{i=1}^N \left[f(\mathbf{x}_i) - \hat{f}(\mathbf{x}_i, \theta) \right]^2.$$

In this work, we focus on using DNN for function approximation. Let $\mathbf{N} : \mathbb{R}^d \mapsto \mathbb{R}$ represent the DNN-based mapping operator. The DNN approximates f by

$$(2.2) \quad y = \mathbf{N}(\mathbf{x}; \Theta),$$

where Θ represents all the network's parameters (e.g., weights and biases). The values of Θ are determined by minimizing the MSE loss in (2.1).

2.1. Chebyshev Features. Chebyshev polynomials, a well-known class of orthogonal polynomials, are frequently employed in function approximation, often achieving near-optimal performance; see, for instance, [13, 17, 19]. For $n \geq 0$, the n th Chebyshev polynomial T_n is defined as

$$T_n(x) = \cos(n \arccos(x)), \quad x \in [-1, 1].$$

In this paper, we generalize Chebyshev polynomials by extending their degree from integers to real numbers. Specifically, we consider:

$$(2.3) \quad T_{\alpha}(x) = \cos(\alpha \arccos(x)), \quad \alpha \in \mathbb{R}_0^+.$$

By introducing this extension, we broaden the "frequency" domain of Chebyshev polynomials to \mathbb{R}_0^+ . We refer to these generalized functions as Chebyshev features.

This concept parallels the extension used in the Fourier features network [18]. However, unlike Fourier features, Chebyshev features do not include a "phase" parameter.

2.2. CFNN Construction. The Chebyshev Feature Neural Network (CFNN) is designed as a fully connected feedforward network. The dimensionality of the input and output layers corresponds to the dimensions of the target function: the input layer contains d nodes, while the output layer consists of a single node (as in the case of this paper).

Let $L \geq 1$ represent the number of hidden layers between the input and output layers. For simplicity, we assume each hidden layer contains the same number of $K \geq 1$ nodes. In CFNN, the first hidden layer employs the Chebyshev features (2.3) as the activation function, while the remaining hidden layers are the standard feedforward

layers. An illustration of the CFNN structure is provided in Figure 1. CFNN then defines a mapping operator

$$(2.4) \quad \mathbf{N}_{\text{CF}} := \phi_{\text{out}} \circ \phi_L \circ \dots \circ \phi_2 \circ \phi_{\text{CF}}.$$

Here, ϕ_{CF} is the Chebyshev features operator (2.3) in the first hidden layer,

$$(2.5) \quad \phi_{\text{CF}}(\mathbf{x}) = \cos(W_{\text{CF}} \arccos(\mathbf{x})),$$

where $\mathbf{x} \in \mathbb{R}^d$ is the input, $W_{\text{CF}} = [w_1^T, \dots, w_K^T]$ the weight matrix, with $K \geq 1$ representing the number of neurons in the next hidden layer. Both $\arccos(\cdot)$ and $\cos(\cdot)$ are applied component-wise. The remaining layers accomplish the standard operations

$$\phi_i(\mathbf{x}) := \sigma(W_i \mathbf{x} + b_i), \quad i = 2, \dots, L,$$

where \mathbf{x} is the outputs from the $(i - 1)^{\text{th}}$ layer, W_i and b_i are the weights and biases, respectively, and $\sigma(\cdot)$ is the activation function. In this paper, we employ $\tanh(\cdot)$ in these layers. Finally, the output layer is a linear layer

$$\phi_{\text{out}} := W_{\text{out}} \mathbf{x} + b_{\text{out}}.$$

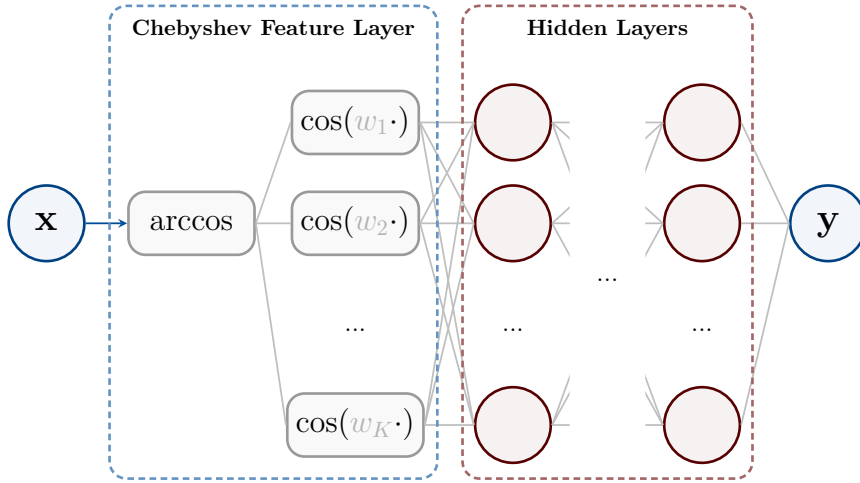


FIG. 1. Architecture of the proposed CFNN.

2.3. CFNN Training. In addition to the network architecture, network training plays a crucial role in ensuring that CFNN achieves machine accuracy. Here, we discuss the key components of CFNN training.

2.3.1. Multi-stage Training. The idea of multi-stage training is to train NN on the training residue of the NN at the previous stage. It is a general approach that can be adopted for any NN learning. In our setting, let us assume we have trained a CFNN on the given training data set and denote it as $\mathbf{N}_{\text{CF}}^{(0)}(\mathbf{x})$ at stage 0. Let $E_1(\mathbf{x}) = f(\mathbf{x}) - \mathbf{N}_{\text{CF}}^{(0)}(\mathbf{x})$ be the residue. In the next stage, we train a second

CFNN, $\mathbf{N}_{\text{CF}}^{(1)}$, to approximate the scaled residual using the dataset $(\mathbf{x}_i, E_1(\mathbf{x}_i)/\epsilon_1)$, $i = 1, \dots, N$, where the normalizing factor ϵ_1 is defined as

$$(2.6) \quad \epsilon_1 = \sqrt{\frac{1}{N} \sum_{i=1}^N [E_1(\mathbf{x}_i)]^2}.$$

The final approximation is then:

$$(2.7) \quad \widehat{f}^{(1)}(\mathbf{x}) = \mathbf{N}_{\text{CF}}^{(0)}(\mathbf{x}) + \epsilon_1 \mathbf{N}_{\text{CF}}^{(1)}(\mathbf{x}).$$

This iterative process can be readily extended to an arbitrary number of stages $S \geq 1$ to achieve an approximation

$$(2.8) \quad \widehat{f}^{(S)}(\mathbf{x}) = \mathbf{N}_{\text{CF}}^{(0)}(\mathbf{x}) + \sum_{s=1}^{S-1} \epsilon_s \mathbf{N}_{\text{CF}}^{(s)}(\mathbf{x}),$$

where $\mathbf{N}_{\text{CF}}^{(s)}(\mathbf{x})$ is trained on the residue data set $E_s = f - \widehat{f}^{(s-1)}$,

$$\left(\mathbf{x}_i, \frac{1}{\epsilon_s} E_s(\mathbf{x}_i) \right), \quad i = 1, \dots, N,$$

with ϵ_s being normalizing factor of E_s .

2.3.2. Network Initialization. Network initialization is an important computational aspect. In [21], scaling parameters were introduced to multi-stage Fourier NN in order to achieve machine accuracy. However, the selection of the scaling parameters depends critically on the properties of the target function. This makes it challenging to apply in practical situations. For CFNN, we propose a network initiation approach that can apply to general target functions.

Our initialization method employs random sampling of the network parameters with different distributions. For the first hidden layer, i.e., the Chebyshev Feature layer (2.5), the weights W_{CF} are sampled via exponential distribution, with different parameters at different training stages during the multi-stage training (2.8). Specifically, at s^{th} stage, we set

$$W_{\text{CF}}^{(s)} \sim \text{Exp}(\lambda^{(s)}) + c^{(s)}, \quad s \geq 1.$$

In the first stage, $\lambda^{(1)} = 5$ and $c^{(1)} = 0$; in the later stages $s > 1$, $\lambda^{(s)} = 5^{2-s}$ and $c^{(s)} = 2 \times 5^{s-2}$. This initialization encourages the network to first capture the lower-frequency components of the target function, and then in the later stages capture the high-frequency residuals. The exponential distribution increases the likelihood of some of the parameters in the Chebyshev feature layers aligning with the predominant frequencies of the target function and residues.

For the hidden layers after the Chebyshev Feature layer, the weight matrices W_i and biases b_i are initialized with the widely used Xavier method for all the training stages:

$$W_i \sim \mathcal{N}(0, \sigma^2), \quad \sigma = \sqrt{2/(N_{i-1} + N_i)},$$

where N_{i-1} and N_i are the numbers of neurons in the previous and next layers. All biases b_i are initialized to zero.

3. Numerical Example. In this section, we present a comprehensive set of numerical examples to examine the accuracy of the proposed CFNN approach. In one dimension ($d = 1$), we consider the following 6 functions:

$$\begin{aligned}
 f_1(x) &= x; \\
 f_2(x) &= \sin(2x + 1) + 0.2e^{1.3x}; \\
 f_3(x) &= |\sin(\pi x)|^2; \\
 f_4(x) &= \left(1 - \frac{x^2}{2}\right) \cos [m(x + 0.5x^3)], \quad m = 30; \\
 f_5(x) &= |x|; \\
 f_6(x) &= \text{sign}(x).
 \end{aligned}
 \tag{3.1}$$

In multi-dimension ($d > 1$), we test the following 3 functions that are widely used for multi-dimensional function approximation:

$$\begin{aligned}
 f_7(\mathbf{x}) &= \sum_{i=1}^d x_i; \\
 f_8(\mathbf{x}) &= \exp \left(- \sum_{i=1}^d \sigma_i^2 \left(\frac{x_i + 1}{2} - \omega_i \right)^2 \right); \\
 f_9(\mathbf{x}) &= \sum_{i=1}^N \alpha_i \exp \left(- \sum_{j=1}^d \sigma_{ij}^2 \left(\frac{x_j + 1}{2} - \omega_{ij} \right)^2 \right).
 \end{aligned}
 \tag{3.2}$$

The parameters α_i , σ_{ij} and ω_{ij} , $i = 1, \dots, N$, $j = 1, \dots, d$ are designed to control the behavior of functions and specified in each example. In this paper, we set $\sigma_i = 1$ and $\omega_i = 1$, $i = 1, 2, \dots, d$ for the Gaussian peak function f_8 . For the multi-modal function f_9 , we set $N = 10$, $\sigma_{ij} = 1$, and randomly sample ω_{ij} uniformly in $[-1, 1]$ and α_i uniformly in $[-10, 10]$.

In most examples, we employ CFNN with 3 hidden layers, each containing 40 neurons (including the first Chebyshev Feature Layer). For the network training at each stage, we employ the Adam optimizer for 10,000 epochs, followed by the L-BFGS optimizer for an additional 10,000 epochs. The Adam optimization utilizes an exponential decay learning rate, which is initialized at 0.01 and decays by a factor of 0.97 for every 100 epochs. All of the computations are conducted with double precision.

3.1. One-dimension Examples. For one-dimensional examples, we set the domain as $D = [-1, 1]$. The sample points of approximation are chosen to be 3,000 equidistant points in D . To evaluate the approximation accuracy, we compute the approximation errors at 10,000 (test) equidistant points in D .

3.1.1. Smooth Functions. In this section, we consider 4 smooth functions f_1 , f_2 , f_3 , and f_4 in (3.1). For the linear function $f_1(x)$, we conduct its approximation with a 4-stage CFNN. The history of the training loss is plotted in Figure 2. It is observed that the training error is reduced $\mathcal{O}(10^{-28})$ after 4 stages of training. The approximation results for all 4 stages of CFNN are presented in Figure 2. The target function and the residue functions at each stage are approximated with high accuracy such that the numerical prediction is indistinguishable from the ground truth. It is

also worth remarking that multi-stage learning can capture the very high frequency in the residues. The final CFNN approximation errors are at $\mathcal{O}(10^{-14})$, machine epsilon of double precision computation.

We now consider the smooth nonlinear function f_2 . The training loss history of 4-stage CFNN, along with its approximation results, are shown in Figure 3. We observe that the training loss decays to the level of $\mathcal{O}(10^{-28})$, while the approximation errors are of $\mathcal{O}(10^{-14})$, reaching machine precision. Similar results are observed for the function f_3 , as shown in Figure 4.

The results for f_4 , with its parameter $m = 30$, are in Figure 5. For this relatively oscillatory function, we observe that the 1st-stage approximation is not very accurate. Its failure to capture several wave structures is rather typical for the standard vanilla-type DNN function approximation. However, with the multi-stage learning, the approximation becomes increasingly accurate. At 4th-stage, the approximation error is at $\mathcal{O}(10^{-7})$. This is higher than the errors in the previous examples at $\mathcal{O}(10^{-14})$. It is, however, not unexpected, due to the oscillatory nature of the function. The training loss error indicates that more stages would further reduce the errors.

3.1.2. Nonsmooth Functions. We now consider the two non-smooth functions in (3.1), the C^0 function f_5 and the discontinuous function f_6 . Both are approximated by 4-stage CFNN. The results for f_5 are shown in Figure 6, and the results for f_6 in Figure 7. For f_5 , the training loss decays to $\mathcal{O}(10^{-22})$ and the approximation error is at $\mathcal{O}(10^{-6})$. For the discontinuous function f_6 , the training loss decays to $\mathcal{O}(10^{-18})$ and the approximation error is at $\mathcal{O}(10^{-5})$. These errors are larger than the machine accuracy errors in the previous examples for smooth functions. This is expected as both functions are non-smooth at $x = 0$. On the other hand, achieving approximation error at $\mathcal{O}(10^{-5})$ for discontinuous functions is quite remarkable, as most function approximation methods can not achieve this level of accuracy without special treatment of the singularity.

3.2. Multi-dimension Examples. For high-dimensional examples, we consider the functions in (3.2) in $[-1, 1]^d$ with various values of $d > 1$. We use the proposed CFNN with 4 hidden layers and 40 neurons per layer (including the first Chebyshev Feature Layer). The CFNN training is conducted over a set of 20,000 uniformly distributed random points. For validation, the approximation errors are computed over an independent set of 10,000 uniformly distributed random points.

Numerical tests are performed in dimensions $d = 2, 5, 10, 20$, and with learning stages at high as $s = 20$. In Figure 8, we show both the relative training errors and relative validation errors at each stage for f_7 in (3.2), at dimension $d = 2$ and $d = 20$. We observe exponential decay of the training errors with respect to the increase of training stages. The validation errors quickly saturate. This is because the validation errors are computed on a set of fixed, albeit randomly generated, points, whose geometrical property determines the achievable approximation accuracy.

Very similar approximation behaviors are observed for all the 3 examples in (3.2). Therefore, we opt not to display all the plots. Instead, we tabulate the relative training errors and relative validation errors for f_7 in Table 1, f_8 in Table 2, and f_9 in Table 3.

4. Conclusion. In this paper, we presented Chebyshev Feature Neural Network (CFNN), as a novel DNN structure for accurate function approximation. CFNN utilizes Chebyshev functions with learnable frequency in the first hidden layer. Combined with multi-stage learning and a proper initialization procedure, CFNN is capable of

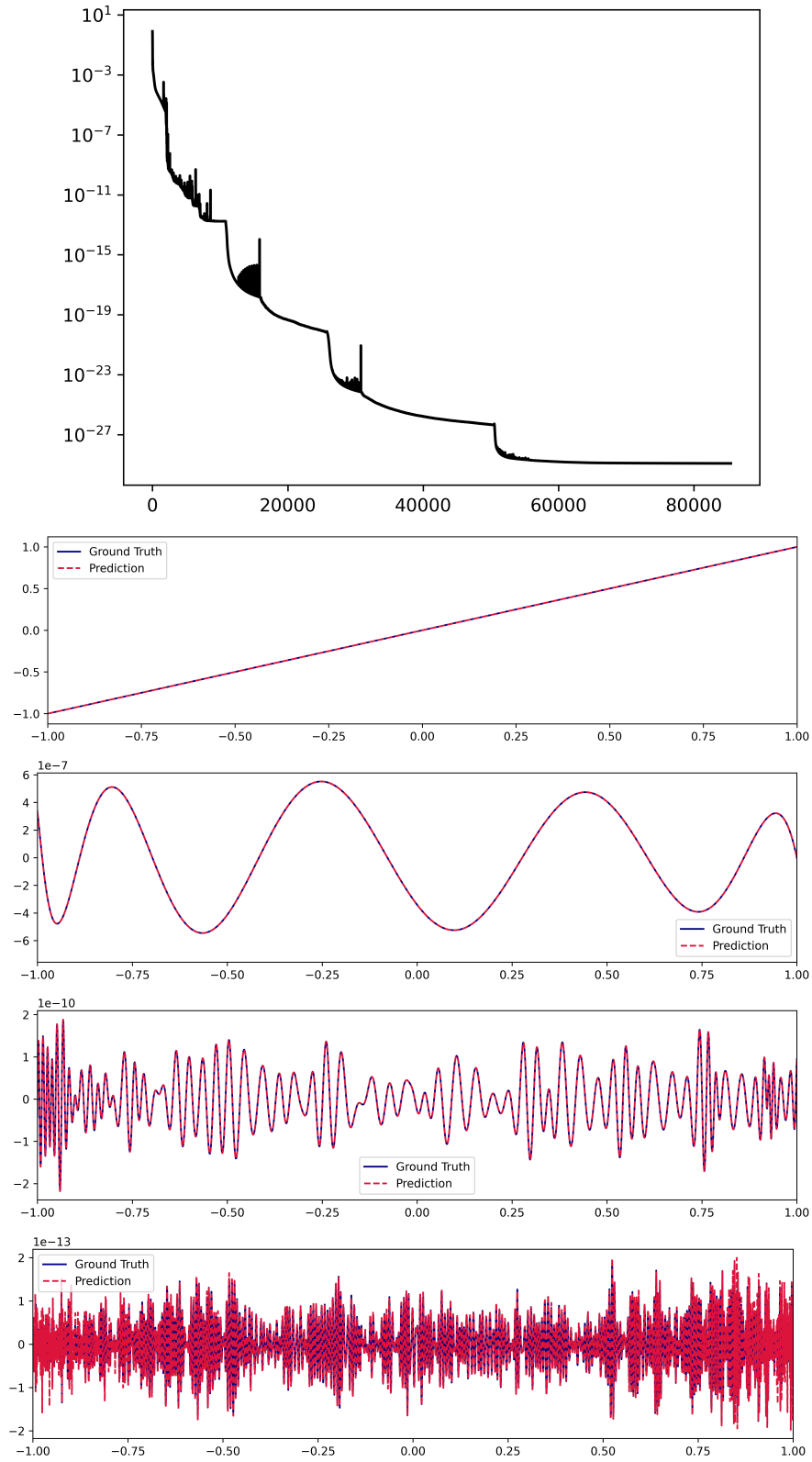


FIG. 2. Results of $f_1(x)$. Top plot: training loss; Lower 4 plots: predictions at 4 stages

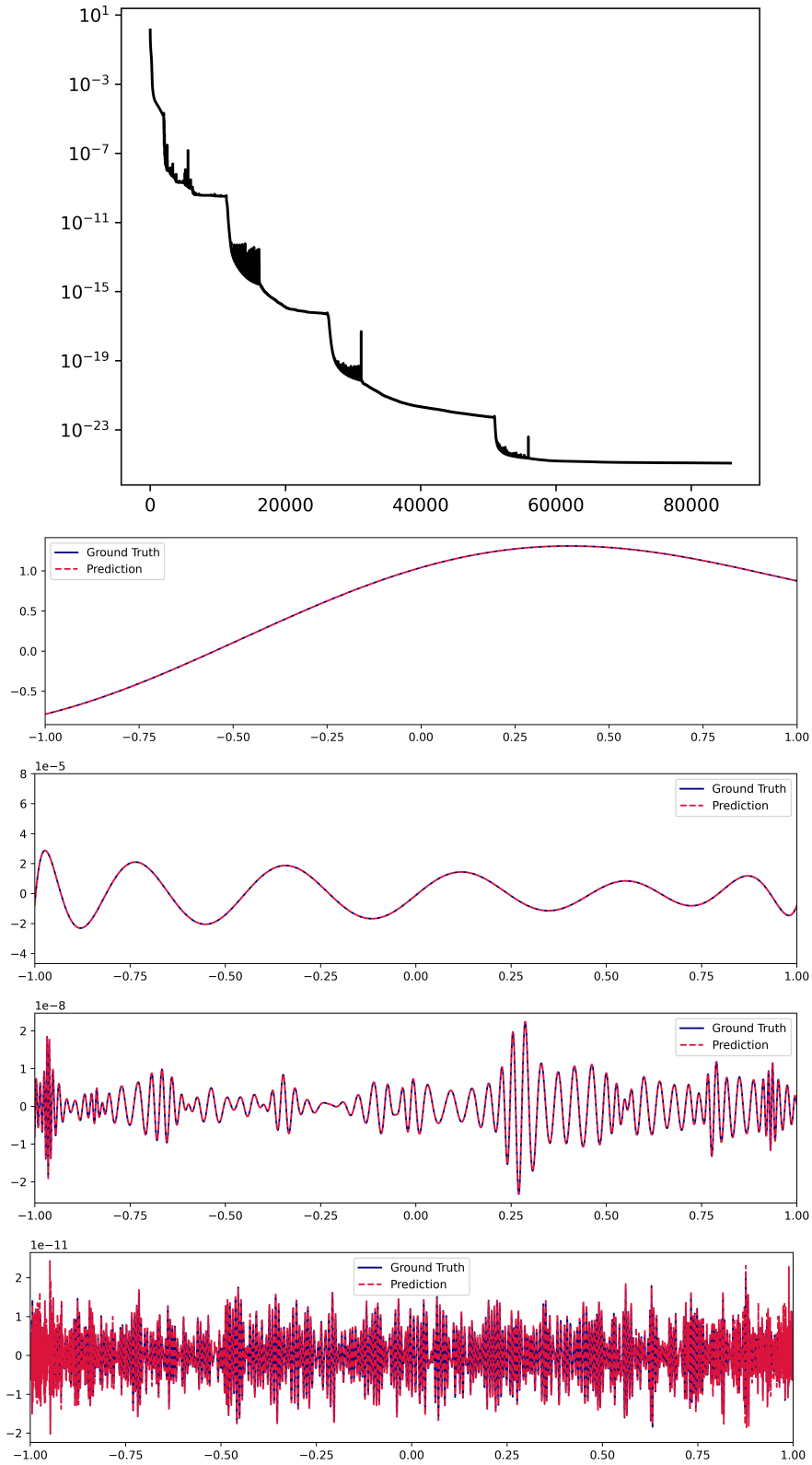


FIG. 3. Testing Results of $f_2(x)$. Upper plot: training loss; Lower 4 plots: predictions of 4 stages

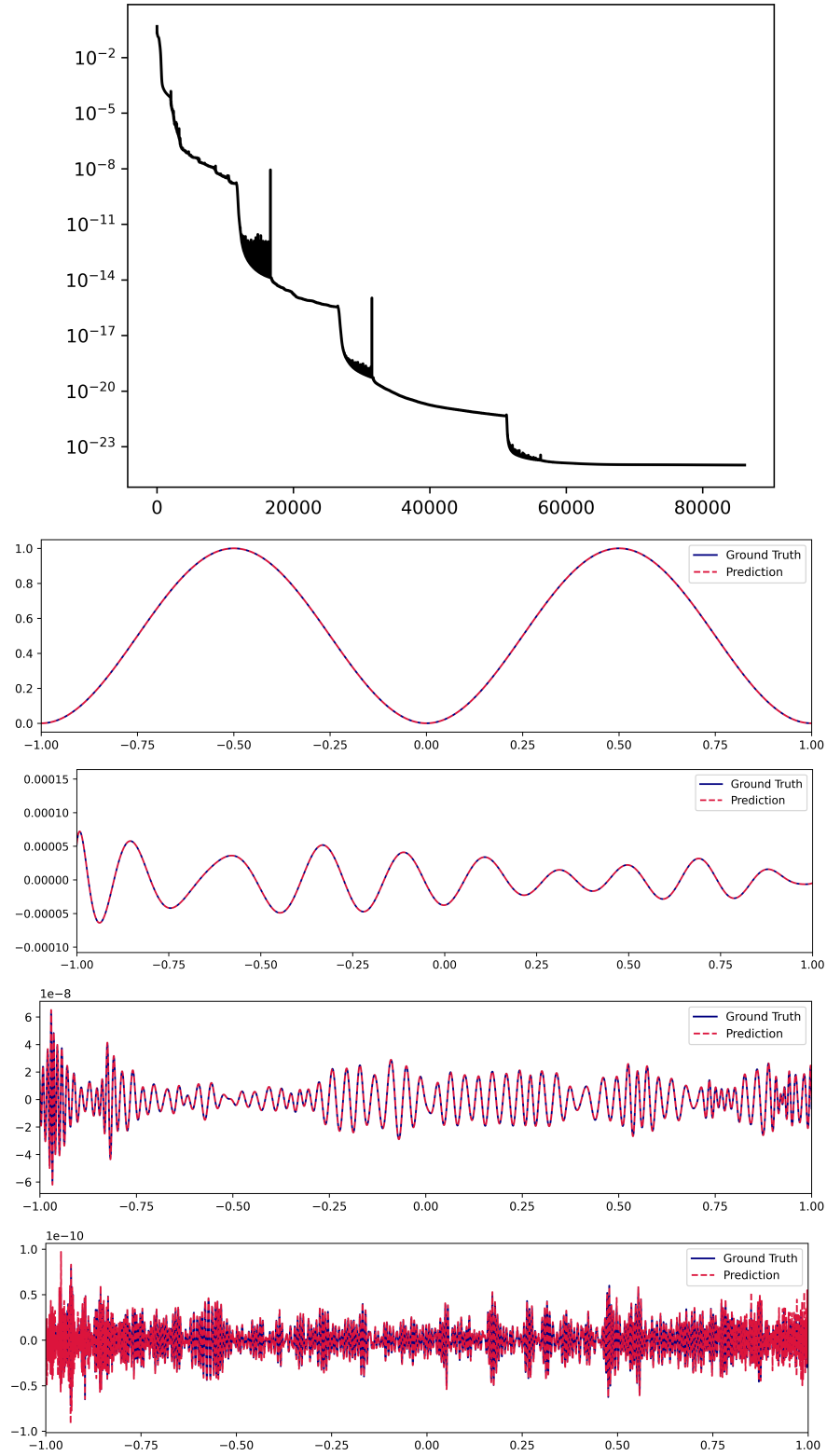


FIG. 4. Testing Results of $f_3(x)$. Upper plot: training loss; Lower 4 plots: predictions of 4 stages

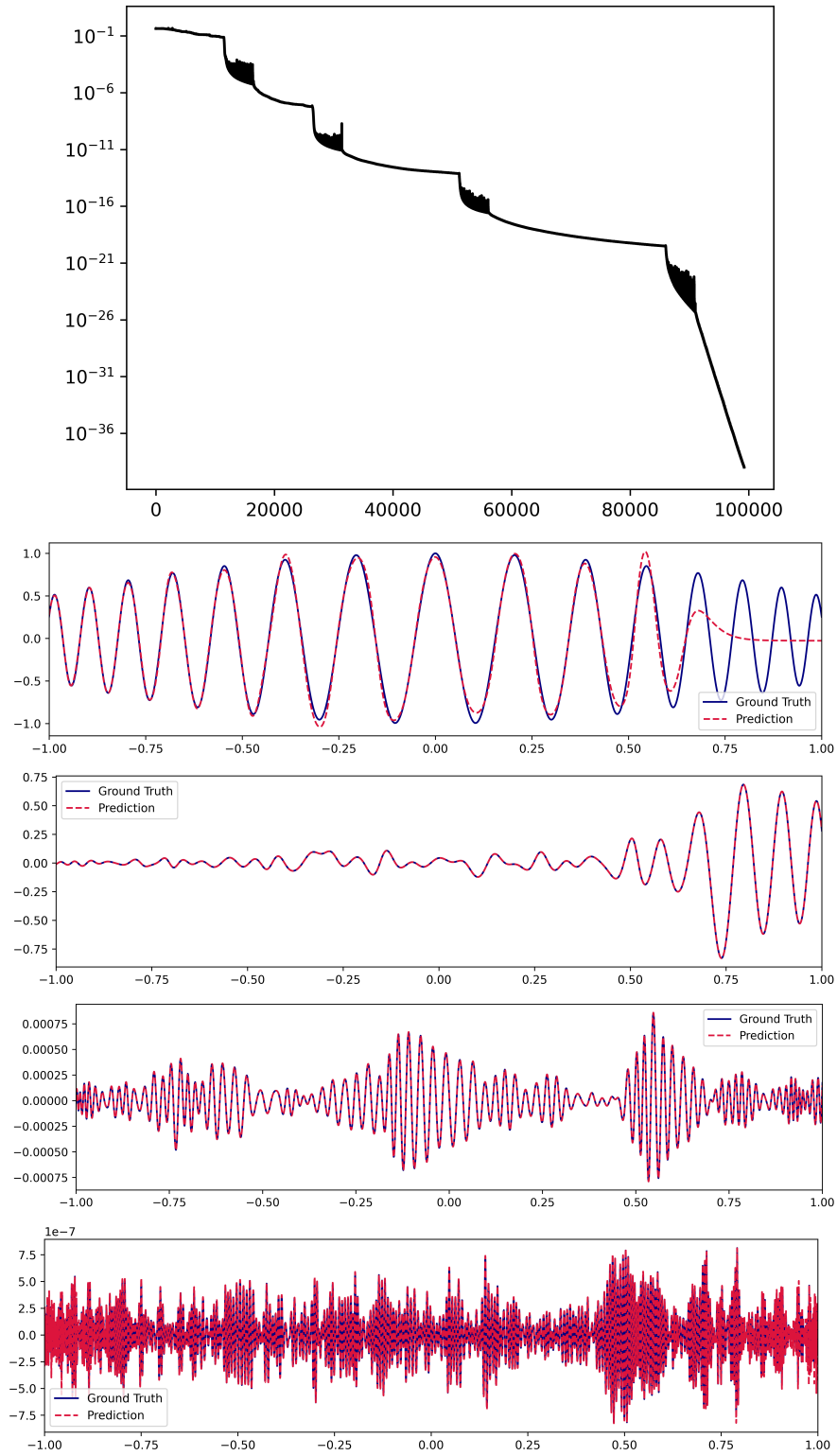


FIG. 5. Testing Results of $f_4(x)$. Upper plot: training loss; Lower 4 plots: predictions of 4 stages

TABLE 1
Summary of Errors for f_7 in (3.2)

d	Error	Stage 1	Stage 4	Stage 8	Stage 12	Stage 16	Stage 20
2	Training	6.3941E-05	1.9261E-07	7.3827E-09	2.9078E-10	1.2144E-11	7.5117E-13
	Testing	5.5311E-05	1.2439E-06	1.2699E-06	1.2698E-06	1.2698E-06	1.2698E-06
5	Training	3.9762E-04	2.0109E-05	7.8913E-07	3.0380E-08	1.4001E-09	7.6904E-11
	Testing	3.3952E-04	2.6595E-04	2.6726E-04	2.6724E-04	2.6724E-04	2.6724E-04
10	Training	2.5685E-03	2.3697E-04	8.3021E-06	2.9867E-07	1.3257E-08	7.6304E-10
	Testing	2.4612E-03	3.9598E-03	3.9698E-03	3.9698E-03	3.9698E-03	3.9698E-03
20	Training	8.3437E-03	6.2842E-04	1.8745E-05	4.9859E-07	1.8172E-08	1.1561E-09
	Testing	9.4638E-03	1.4985E-02	1.4996E-02	1.4996E-02	1.4996E-02	1.4996E-02

TABLE 2
Summary of Errors for f_8 in (3.2)

d	Error	Stage 1	Stage 4	Stage 8	Stage 12	Stage 16	Stage 20
2	Training	1.2234E-04	6.1596E-07	2.3968E-08	8.5897E-10	4.0117E-11	2.4655E-12
	Testing	1.0396E-04	4.4164E-06	4.4850E-06	4.4853E-06	4.4853E-06	4.4853E-06
5	Training	9.9211E-04	8.3535E-05	3.2130E-06	1.1872E-07	5.7236E-09	3.2697E-10
	Testing	8.7179E-04	1.1540E-03	1.1574E-03	1.1574E-03	1.1574E-03	1.1574E-03
10	Training	3.6173E-03	3.1649E-04	1.1602E-05	4.3113E-07	1.9065E-08	1.0722E-09
	Testing	7.4386E-03	8.8001E-03	8.8122E-03	8.8124E-03	8.8124E-03	8.8124E-03
20	Training	2.3357E-02	1.9097E-03	6.0061E-05	1.7198E-06	5.9873E-08	3.8842E-09
	Testing	1.3465E-01	1.3750E-01	1.3754E-01	1.3754E-01	1.3754E-01	1.3754E-01

achieving machine accuracy for function approximation, which is a critical component for scientific machine learning.

REFERENCES

- [1] S. L. BRUNTON, J. L. PROCTOR, AND J. N. KUTZ, *Discovering governing equations from data by sparse identification of nonlinear dynamical systems*, Proceedings of the national academy of sciences, 113 (2016), pp. 3932–3937.
- [2] K. CHOWDHARY AND K. CHOWDHARY, *Natural language processing*, Fundamentals of artificial intelligence, (2020), pp. 603–649.
- [3] Q. HONG, J. W. SIEGEL, Q. TAN, AND J. XU, *On the activation function dependence of the spectral bias of neural networks*, arXiv preprint arXiv:2208.04924, (2022).
- [4] K. HORNIK, M. STINCHCOMBE, AND H. WHITE, *Multilayer feedforward networks are universal approximators*, Neural networks, 2 (1989), pp. 359–366.
- [5] G. JAMES, D. WITTEN, T. HASTIE, R. TIBSHIRANI, ET AL., *An introduction to statistical learning*, vol. 112, Springer, 2013.
- [6] K. H. JIN, M. T. MCCANN, E. FROUSTEY, AND M. UNSER, *Deep convolutional neural network for inverse problems in imaging*, IEEE transactions on image processing, 26 (2017), pp. 4509–4522.
- [7] H. LI, J. SCHWAB, S. ANTHOLZER, AND M. HALTMEIER, *Nett: Solving inverse problems with deep neural networks*, Inverse Problems, 36 (2020), p. 065005.
- [8] L. LI, L. G. WANG, AND F. L. TEIXEIRA, *Performance analysis and dynamic evolution of deep convolutional neural network for electromagnetic inverse scattering*, IEEE Antennas and Wireless Propagation Letters, 18 (2019), pp. 2259–2263.
- [9] Z. LI, N. KOVACHKI, K. AZIZZADENESHELI, B. LIU, K. BHATTACHARYA, A. STUART, AND A. ANANDKUMAR, *Fourier neural operator for parametric partial differential equations*, arXiv preprint arXiv:2010.08895, (2020).
- [10] L. LU, P. JIN, G. PANG, Z. ZHANG, AND G. E. KARNIADAKIS, *Learning nonlinear operators via deepnet based on the universal approximation theorem of operators*, Nature machine intelligence, 3 (2021), pp. 218–229.
- [11] M. J. PAZZANI AND D. BILLSUS, *Content-based recommendation systems*, in The adaptive web:

TABLE 3
 Summary of Errors for f_9 in (3.2)

d	Error	Stage 1	Stage 4	Stage 8	Stage 12	Stage 16	Stage 20
2	Training	1.3982E-04	8.4385E-07	3.2461E-08	1.2081E-09	5.6564E-11	3.5100E-12
	Testing	1.1950E-04	5.8842E-06	5.9729E-06	5.9728E-06	5.9728E-06	5.9728E-06
5	Training	3.1952E-03	3.5137E-04	1.2766E-05	4.5370E-07	2.1068E-08	1.1673E-09
	Testing	3.1045E-03	4.4888E-03	4.5006E-03	4.5005E-03	4.5006E-03	4.5006E-03
10	Training	2.6111E-02	2.3253E-03	8.4740E-05	2.9449E-06	1.2474E-07	7.0201E-09
	Testing	4.0942E-02	5.1587E-02	5.1669E-02	5.1670E-02	5.1670E-02	5.1670E-02
20	Training	7.2815E-02	5.6877E-03	1.6364E-04	4.5827E-06	1.6399E-07	1.0466E-08
	Testing	6.0428E-01	6.1028E-01	6.1019E-01	6.1019E-01	6.1019E-01	6.1019E-01

- methods and strategies of web personalization, Springer, 2007, pp. 325–341.
- [12] T. QIN, K. WU, AND D. XIU, *Data driven governing equations approximation using deep neural networks*, Journal of Computational Physics, 395 (2019), pp. 620–635.
- [13] A. QUARTERONI, R. SACCO, AND F. SALERI, *Numerical mathematics*, vol. 37, Springer Science & Business Media, 2006.
- [14] N. RAHAMAN, A. BARATIN, D. ARPIT, F. DRAXLER, M. LIN, F. HAMPRECHT, Y. BENGIO, AND A. COURVILLE, *On the spectral bias of neural networks*, in International conference on machine learning, PMLR, 2019, pp. 5301–5310.
- [15] M. RAISSI, P. PERDIKARIS, AND G. E. KARNIADAKIS, *Physics-informed neural networks: A deep learning framework for solving forward and inverse problems involving nonlinear partial differential equations*, Journal of Computational physics, 378 (2019), pp. 686–707.
- [16] J. SIRIGNANO AND K. SPILIOPOULOS, *Dgm: A deep learning algorithm for solving partial differential equations*, Journal of computational physics, 375 (2018), pp. 1339–1364.
- [17] G. SZEGO, *Orthogonal Polynomials*, American Mathematical Society, Providence, Rhode Island, 1939.
- [18] M. TANCIK, P. SRINIVASAN, B. MILDENHALL, S. FRIDOVICH-KEIL, N. RAGHAVAN, U. SINGHAL, R. RAMAMOORTHY, J. BARRON, AND R. NG, *Fourier features let networks learn high frequency functions in low dimensional domains*, Advances in neural information processing systems, 33 (2020), pp. 7537–7547.
- [19] L. N. TREFETHEN, *Approximation theory and approximation practice*, SIAM, 2013.
- [20] A. VOULODIMOS, N. DOULAMIS, A. DOULAMIS, AND E. PROTOPAPADAKIS, *Deep learning for computer vision: A brief review*, Computational intelligence and neuroscience, 2018 (2018).
- [21] Y. WANG AND C.-Y. LAI, *Multi-stage neural networks: Function approximator of machine precision*, Journal of Computational Physics, (2024), p. 112865.
- [22] Z.-Q. J. XU, Y. ZHANG, T. LUO, Y. XIAO, AND Z. MA, *Frequency principle: Fourier analysis sheds light on deep neural networks*, arXiv preprint arXiv:1901.06523, (2019).
- [23] B. YU ET AL., *The deep ritz method: a deep learning-based numerical algorithm for solving variational problems*, Communications in Mathematics and Statistics, 6 (2018), pp. 1–12.

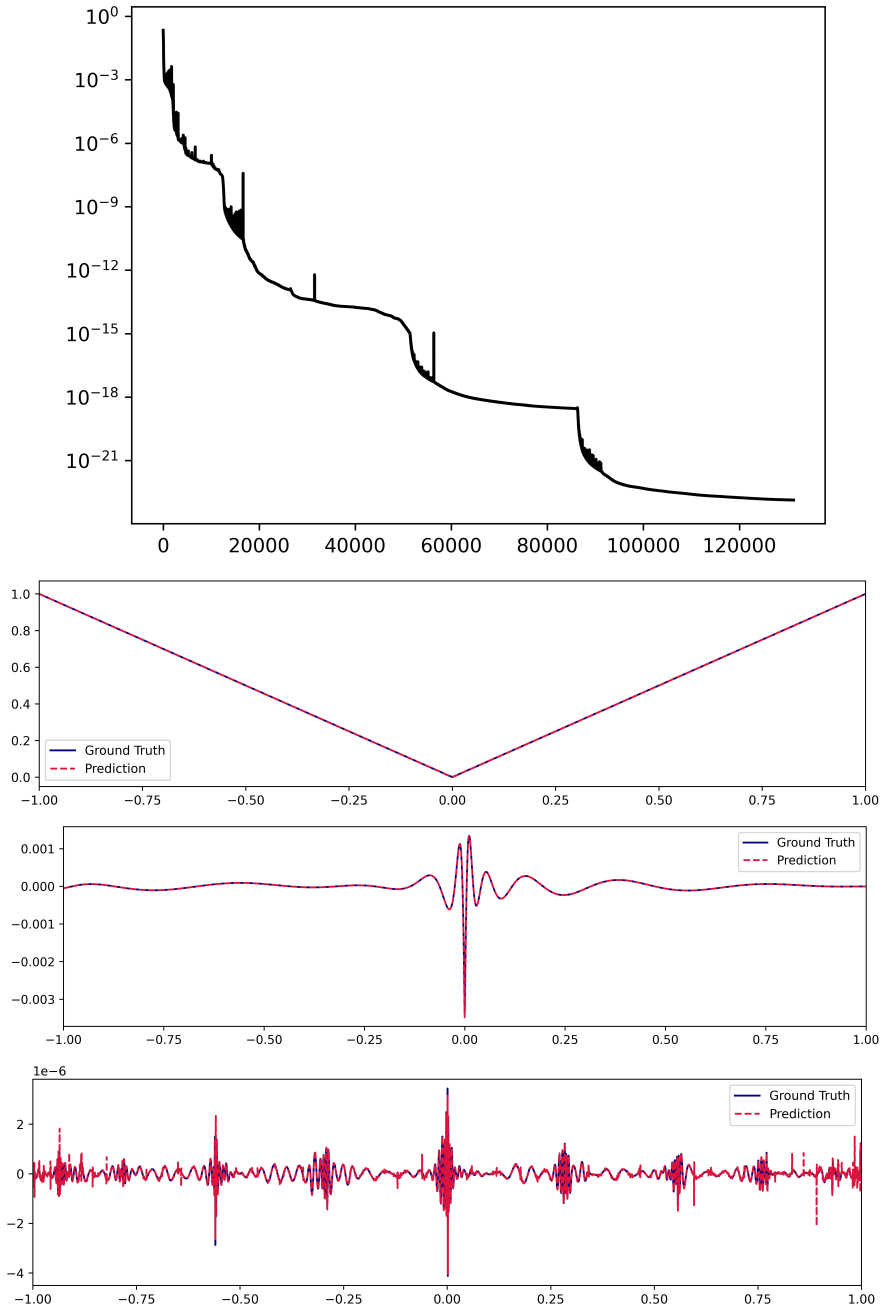


FIG. 6. Testing Results of $f_5(x)$. Upper plot: training loss; Lower 4 plots: predictions of 4 stages

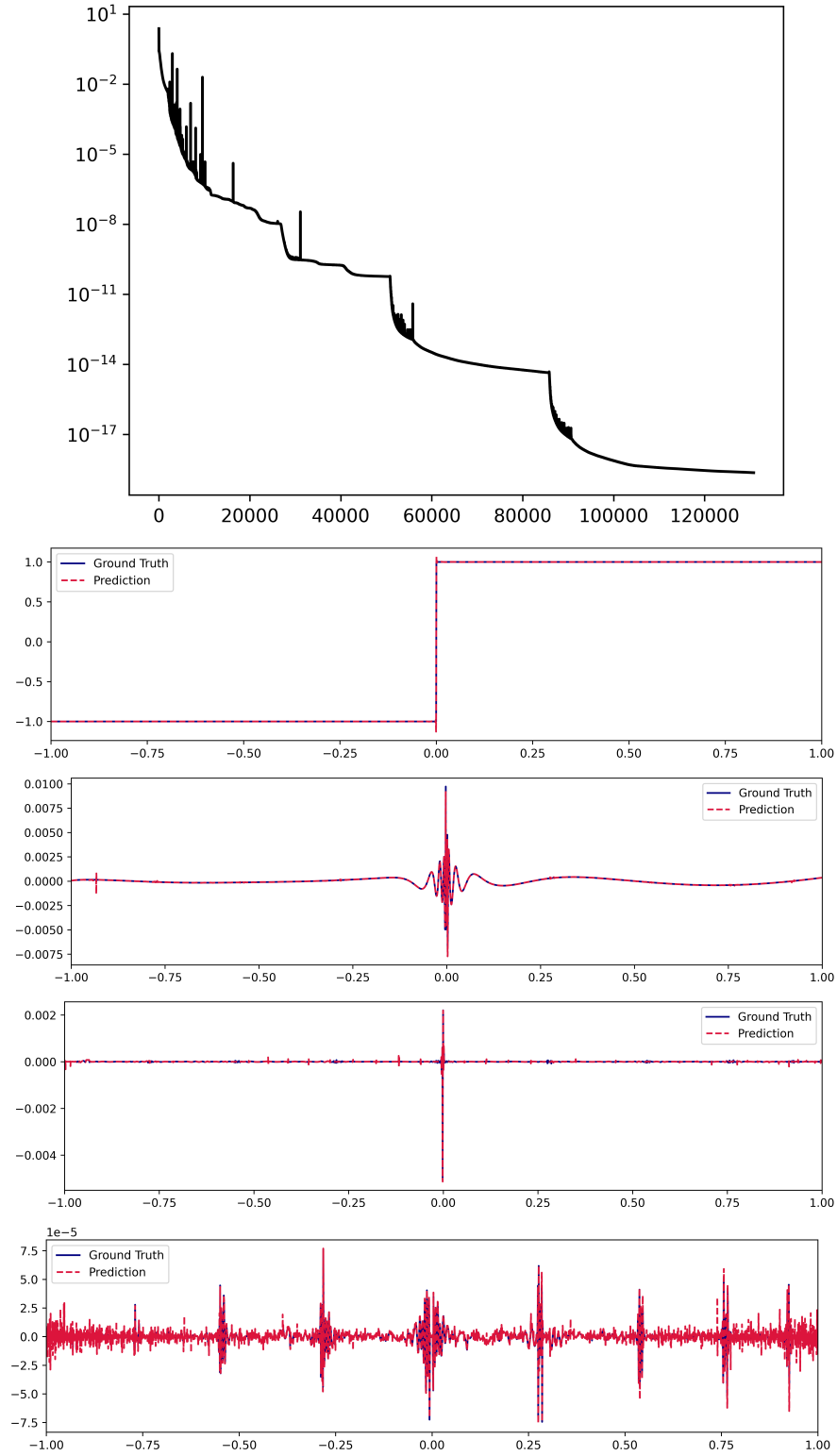


FIG. 7. Testing Results of $f_6(x)$. Upper plot: training loss; Lower 4 plots: predictions of 4 stages

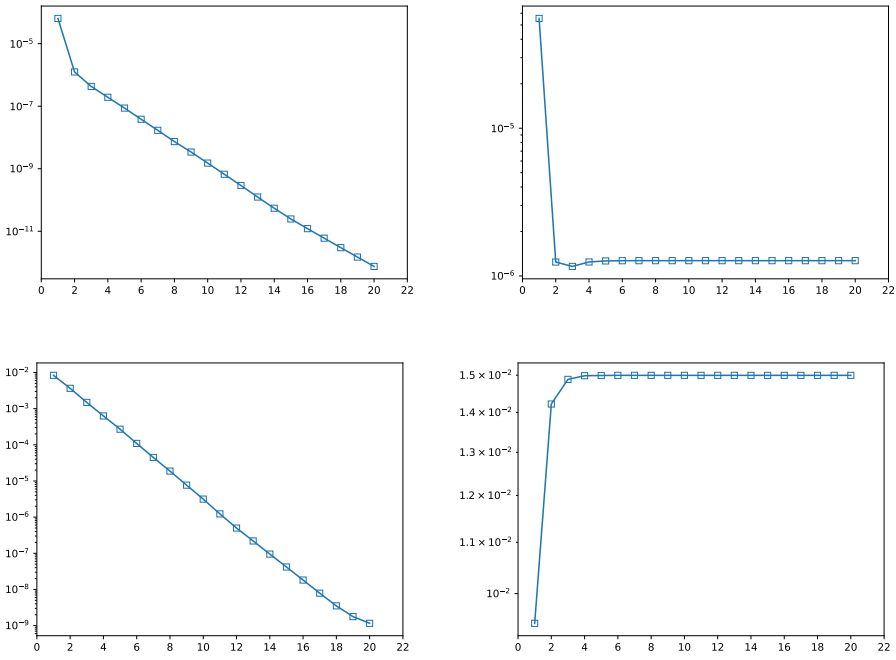


FIG. 8. The relative training and testing errors vs. stages, for f_7 in (3.2) Upper left: training error for $d = 2$; Upper right: testing error for $d = 2$; Lower left: training error for $d = 20$; Lower right: testing error for $d = 20$.