

Vibrational and electronic properties of the B_7Al_2 cluster

P. L. Rodríguez-Kessler*

*Centro de Investigaciones en Óptica A.C., Loma del Bosque 115,
Lomas del Campestre, Leon, 37150, Guanajuato, Mexico*

(Dated: September 30, 2024)

In this work, we employ density functional theory (DFT) to explore the structure of boron clusters doped with two aluminium atoms (B_7Al_2 or Al_2B_7). The results show that the most stable structure is a bipyramidal configuration formed by a B_7 ring coordinated with two Al atoms, while the higher energy isomers correspond to peripheral Al_2 -doped B_7 structures. The IR spectra and density of states reveal remarkable differences between the global minimum and the higher energy isomers.

I. INTRODUCTION

Over the past few decades, significant theoretical and experimental research has been conducted on boron clusters. These clusters exhibit unique structural and electronic characteristics, along with unusual chemical bonding, which have garnered considerable interest in the scientific community.^{1,2} Boron clusters are extensively researched in materials science and nanotechnology due to their electron-deficient nature. This electron deficiency allows them to form a variety of stable and metastable structures, making them versatile building blocks for various applications. Doping these clusters with other elements can significantly modify their electronic, magnetic, and chemical properties, paving the way for numerous potential applications.³ Although substantial progress has been made in recent years in the experimental and theoretical studies of transition-metal-doped boron clusters, research on boron clusters doped with two transition metal atoms remains relatively limited.⁴ In 2006, Zhai et al. studied the geometric structure and chemical bonding of a binary $Au_2B_7^-$ clusters.⁵ In 2014 Li and coworkers revealed that $Ta_2B_6^{-/0}$ clusters adopt a bipyramidal structure, with a B_6 ring sandwiched between two Ta atoms.⁶ Wang and colleagues studied lanthanide-doped boron clusters, Ln_2B_n ($n=7, 9$) and discovered inverse sandwich motifs within this series of chemical elements.⁷ In particular, studies on M_2 -doped boron clusters M_2B_7 involving alkaline earth metals ($M = Be, Mg, Ca$) as well as first-row transition metals ($M=Sc, V, Fe, Co, Ni$) also showed similar structures including enhanced reactivities.⁸⁻¹¹ Recently, Yue et al., investigated the fluxional and dynamic behavior of the Al_2B_8 cluster. Interestingly they found that the Al_2B_8 cluster adopt a simple sandwich structure with a heptacoordinate B_8 molecular wheel. The Al_2 component is divided into two isolated Al atoms, which are situated at above and below of the B_8 wheel.¹² Herein, we evaluate the case of Al_2B_7 cluster in order to identify if the removal of one B atom in Al_2B_8 makes the cluster more rigid, according to the previous reports on M_2B_7 clusters. The structural, vibrational, and electronic properties are discussed. The data provided in this preprint serves for further investigation into specific potential applications for the clusters.

II. COMPUTATIONAL DETAILS

Calculations performed in this work are carried out by using density functional theory (DFT) as implemented in the Orca quantum chemistry package.¹³ The Exchange and correlation energies is addressed by the PBE0 functional in conjunction with the Def2TZVP basis set.^{14,15} Atomic positions are self-consistently relaxed through a Quasi-Newton method employing the BFGS algorithm. The SCF convergence criteria for geometry optimizations are achieved when the total energy difference is smaller than 10^{-8} au, by using the TightSCF keyword in the input. The Van der Waals interactions are included in the exchange-correlation functionals with empirical dispersion corrections of Grimme DFT-D3(BJ). The total density of states (DOS) and partial density of states (PDOS) for clusters and complexes were obtained by using the Multiwfn program.¹⁶ The IR spectra is obtained by standard diagonalization of the Hessian matrix by using the NumFreq keyword in the input.

III. RESULTS

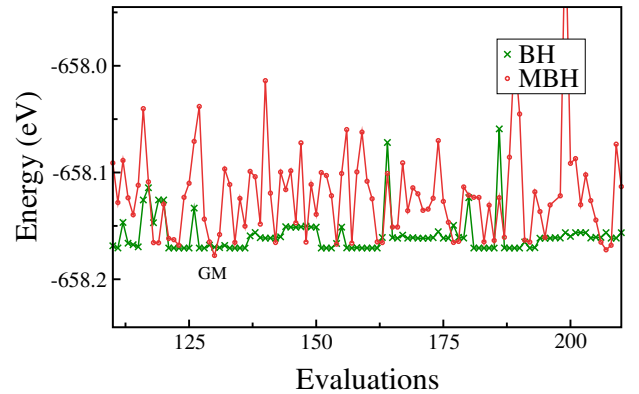


FIG. 1: Potential energy surface for standard basing hopping (BH) and modified basing hopping (MBH) for B_7Al_2 clusters.

The structures of the B_7Al_2 clusters are obtained using a modified basin-hopping (MBH) structure search method over seven generations, as implemented in previ-

ous works.^{11,17} Interestingly, the standard basin-hopping method encounters difficulties in locating the global minimum (GM) structure of the B_7Al_2 cluster. This is because the Al atoms tend to remain together, and the random perturbations cannot efficiently explore all possible combinations in the binary alloy. This can be illustrated with the potential energy surface, in which the standard BH method get stuck in local minimum configurations (Figure 1). In literature, the BH method has been improved by adding local and non-local operations for more efficient exploration of the potential energy surface.¹⁸ Here we have used a modified basin hopping method (MBH) which includes random exchanges of atomic species along with standard random perturbations. The efficiency of the MBH method will be tested by considering several classes of systems, such as LJ clusters, metal clusters and alloys,¹⁹ which will be reported in an upcoming manuscript.

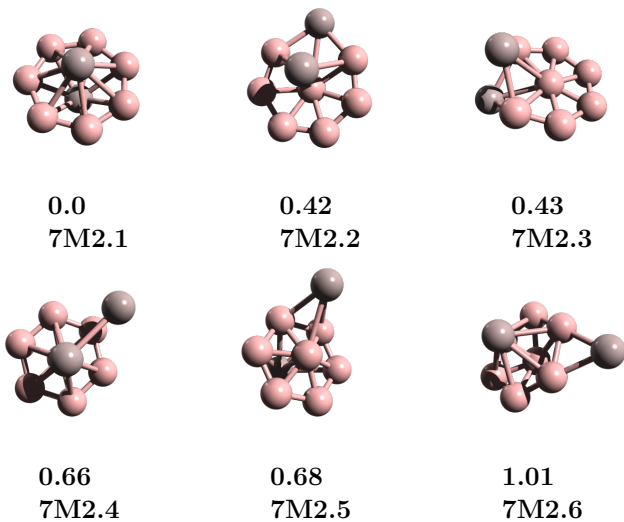


FIG. 2: Lowest energy structures for B_7Al_2 clusters. For simplicity, the isomers are denoted by $7M2.y$ ($y=1-6$).²⁰ For each structure, the relative energy (in eV) and isomer label are given.

The results show that the lowest energy structure for B_7Al_2 cluster is an inverse sandwich structure ($7M2.1$), which is in good agreement with similar reports on B_7M_2 clusters.^{8,21,22} The next isomer found is a peripheral Al_2 -doped B_7 structure ($7M2.2$) with a relative energy of 0.42 eV (Figure 2). The average Al-B bond distance amounts 2.52 Å, which is larger than the M-B bonds of B_7M_2 (M=Cr, Fe, Co, Ni) clusters, amounting 2.17-2.29 Å.^{11,20} The infrared (IR) spectrum of B_7Al_2 clusters is calculated for future experimental comparison.^{20,23,24} For $7M1.1$ a single peak is found at 303.89 cm^{-1} , while for $7M1.2$ three main peaks were found at 536.22, 638.31 and 1279.19 cm^{-1} (Figure 3). The lowest and highest vibrational frequencies for $7M1.1$ are $303.89-881.34\text{ cm}^{-1}$, while for $7M1.2$ are $100.65-1473.28\text{ cm}^{-1}$, respectively, suggesting more dispersion in $7M1.2$ due to a less sym-

metrical structure.

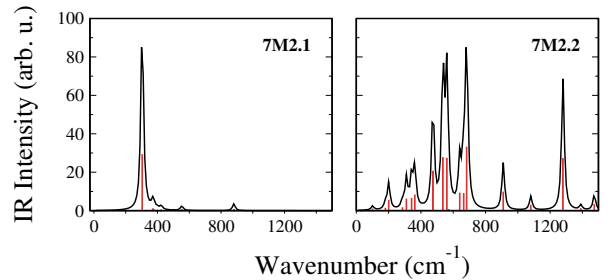


FIG. 3: IR spectra for $7M2.1$ and $7M2.2$ clusters obtained at the PBE0/Def2-TZVP level.

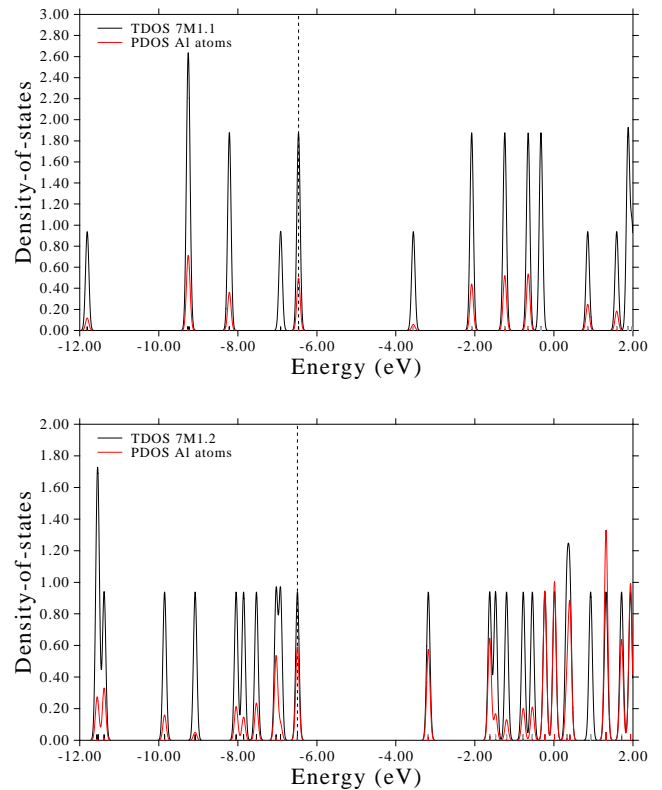


FIG. 4: The total and partial density of states (TDOS, PDOS) $7M2.1$ and $7M2.2$ cluster. Vertical dashed line corresponds to the HOMO energy level.

To get insight into the electronic properties of the clusters, the total density of states (TDOS) for $7M2.1$ and $7M2.2$ cluster is depicted in Figure 4. For $7M2.1$, the PDOS show more localized states, on the other hand for $7M2.2$, less localization with higher HOMO-LUMO gap, suggesting that the former is more reactive. This preliminary results help for further exploring the reactivity of the clusters, with possible applications in catalysis.^{11,25-34} Moreover, the data provided in this preprint serves to enrich the libraries of M_2 -doped B_7

clusters.

IV. CONCLUSIONS

In this work, we have employed density functional theory (DFT) to explore the structure of boron-aluminium clusters with the formula B_7Al_2 . The results showed that the most stable structure is a bipyramidal configuration formed by a B_7 ring coordinated with two Al atoms, while the higher energy isomers correspond to peripheral

Al_2 -doped B_7 structures. The IR spectra and density of states revealed remarkable differences between the global minimum and the higher energy isomers.

V. ACKNOWLEDGMENTS

P.L.R.-K. would like to thank the support of CIMAT Supercomputing Laboratories of Guanajuato and Puerto Interior.

* Electronic address: plkessler@cio.mx

- ¹ E. Oger, N. Crawford, R. Kelting, P. Weis, M. Kappes, and R. Ahlrichs, "Boron cluster cations: Transition from planar to cylindrical structures," *Angewandte Chemie International Edition*, vol. 46, no. 44, pp. 8503–8506, 2007.
- ² B. Albert and H. Hillebrecht, "Boron: Elementary challenge for experimenters and theoreticians," *Angewandte Chemie International Edition*, vol. 48, no. 46, pp. 8640–8668, 2009.
- ³ W.-J. Chen, A. S. Pozdeev, H. W. Choi, A. I. Boldyrev, D.-F. Yuan, I. A. Popov, and L.-S. Wang, "Searching for stable copper borozene complexes in CuB_7^- and CuB_8^- ," *Phys. Chem. Chem. Phys.*, vol. 26, pp. 12928–12938, 2024.
- ⁴ P.-F. Han, Q. Sun, and H.-J. Zhai, "Boron-Based Inverse Sandwich $V_2B_7^-$ Cluster: Double π/σ Aromaticity, Metal–Metal Bonding, and Chemical Analogy to Planar Hypercoordinate Molecular Wheels," *Molecules*, vol. 28, no. 12, 2023.
- ⁵ H.-J. Zhai, L.-S. Wang, D. Y. Zubarev, and A. I. Boldyrev, "Gold Apes Hydrogen. The Structure and Bonding in the Planar $B_7Au_2^-$ and B_7Au_2 Clusters," *The Journal of Physical Chemistry A*, vol. 110, no. 5, pp. 1689–1693, 2006.
- ⁶ W.-L. Li, L. Xie, T. Jian, C. Romanescu, X. Huang, and L.-S. Wang, "Hexagonal Bipyramidal $[Ta_2B_6]^{-/0}$ Clusters: B6 Rings as Structural Motifs," *Angewandte Chemie International Edition*, vol. 53, no. 5, pp. 1288–1292, 2014.
- ⁷ W.-L. Li, T.-T. Chen, D.-H. Xing, X. Chen, J. Li, and L.-S. Wang, "Observation of highly stable and symmetric lanthanide octa-boron inverse sandwich complexes," *Proceedings of the National Academy of Sciences*, vol. 115, no. 30, pp. E6972–E6977, 2018.
- ⁸ J. Jia, X. Li, Y. Li, L. Ma, and H.-S. Wu, "Density functional theory investigation on the structure and stability of Sc_2B_n ($n=1-10$) clusters," *Computational and Theoretical Chemistry*, vol. 1027, pp. 128–134, 2014.
- ⁹ H. T. Pham, M. P. Pham-Ho, and M. T. Nguyen, "Impressive capacity of the B_7^- and V_2B_7 clusters for CO_2 capture," *Chemical Physics Letters*, vol. 728, pp. 186–194, 2019.
- ¹⁰ H.-R. Li, C. Zhang, W.-B. Ren, Y.-J. Wang, and T. Han, "Geometric structures and hydrogen storage properties of M_2B_7 ($M=Be, Mg, Ca$) clusters," *International Journal of Hydrogen Energy*, vol. 48, no. 66, pp. 25821–25829, 2023.
- ¹¹ D. Olalde-López, P. Rodríguez-Kessler, S. Rodríguez-Carrera, and A. Muñoz-Castro, "Hydrogen storage properties for bimetallic doped boron clusters M_2B_7 ($M=Fe, Co, Ni$)," *International Journal of Hydrogen Energy*, 2024.
- ¹² R.-X. Yue, S.-J. Gao, P.-F. Han, and H.-J. Zhai, "Chemical bonding and dynamic structural fluxionality of a boron-based Al_2B_8 binary cluster: the robustness of a doubly $6\pi/6\sigma$ aromatic $[B_8]^{2-}$ molecular wheel," *RSC Adv.*, vol. 13, pp. 1964–1973, 2023.
- ¹³ F. Neese, F. Wennmohs, U. Becker, and C. Riplinger, "The ORCA quantum chemistry program package," *The Journal of Chemical Physics*, vol. 152, p. 224108, 06 2020.
- ¹⁴ C. Adamo and V. Barone, "Toward reliable density functional methods without adjustable parameters: The PBE0 model," *The Journal of Chemical Physics*, vol. 110, pp. 6158–6170, 04 1999.
- ¹⁵ F. Weigend and R. Ahlrichs, "Balanced basis sets of split valence, triple zeta valence and quadruple zeta valence quality for H to Rn: Design and assessment of accuracy," *Phys. Chem. Chem. Phys.*, vol. 7, pp. 3297–3305, 2005.
- ¹⁶ T. Lu and F. Chen, "Multiwfn: A multifunctional wavefunction analyzer," *Journal of Computational Chemistry*, vol. 33, no. 5, pp. 580–592, 2012.
- ¹⁷ P. L. Rodríguez-Kessler, A. R. Rodríguez-Domínguez, and A. Muñoz-Castro, "Systematic cluster growth: a structure search method for transition metal clusters," *Phys. Chem. Chem. Phys.*, vol. 23, pp. 4935–4943, 2021.
- ¹⁸ G. G. Rondina and J. L. F. Da Silva, "Revised basin-hopping monte carlo algorithm for structure optimization of clusters and nanoparticles," *Journal of Chemical Information and Modeling*, vol. 53, no. 9, pp. 2282–2298, 2013.
- ¹⁹ P. L. Rodríguez-Kessler and A. Muñoz-Castro, "Structure search for molecular clusters. towards a rational understanding of their size-dependent properties," *Inorganica Chimica Acta*, p. 122376, 2024.
- ²⁰ P. L. Rodríguez-Kessler, "On the structures and stabilities of B_7Cr_2 clusters: A DFT study," 2024.
- ²¹ L.-N. Zhang, J. Jia, and H.-S. Wu, "Structural and electronic properties of V_2B_n ($n=1-10$) clusters," *Chemical Physics*, vol. 459, pp. 131–136, 2015.
- ²² A.-Q. Hao, B.-Z. Xu, and J. Jia, "An insight into the structures, stabilities and magnetic properties of Fe_2B_n ($n = 1-10$) clusters," *Materials Chemistry and Physics*, vol. 205, pp. 1–8, 2018.
- ²³ L. Wen, G. Li, L.-M. Yang, and E. Ganz, "Structural evolution in boron-based clusters $B_5Al_n^{0/-/+}$ ($n = 1-4$): Al atoms transition from the periphery of the planar W-shaped B_5 ring to the vertex of the bipyramid," *The European Physical Journal D*, vol. 74, p. 223, Nov 2020.
- ²⁴ P. L. Rodríguez-Kessler, "Revisiting the Global Minimum Structure of the Pt_5V Cluster," 2024.

- ²⁵ P. Rodríguez-Kessler, S. Rodríguez-Carrera, and A. Muñoz-Castro, "Hydrogen evolution reaction on Ag₁₂M icosahedrons: A DFT study," *Chemical Physics Letters*, vol. 856, p. 141588, 2024.
- ²⁶ S. Rodríguez-Carrera, P. Rodríguez-Kessler, F. Ambriz-Vargas, R. Garza-Hernández, R. Reséndiz-Ramírez, J. Martínez-Flores, A. Benitez-Lara, M. Martínez-Gamez, and A. Muñoz-Castro, "First principles study for Ag-based core-shell nanoclusters with 3d-5d transition metal cores for the oxygen reduction reaction," *Inorganica Chimica Acta*, vol. 572, p. 122301, 2024.
- ²⁷ P. Rodríguez-Kessler, F. Murillo, A. Rodríguez-Domínguez, P. Navarro-Santos, and G. Merino, "Structure of V-doped Pd_n (n = 2–12) clusters and their ability for H₂ dissociation," *International Journal of Hydrogen Energy*, vol. 43, no. 45, pp. 20636–20644, 2018.
- ²⁸ P. L. Rodríguez-Kessler, P. Alonso-Dávila, P. Navarro-Santos, J. A. Morato-Márquez, F. Ortiz-Chi, and A. R. Rodríguez-Domínguez, "Hydrogen Chemisorption on Pd-Doped Copper Clusters," *The Journal of Physical Chemistry C*, vol. 123, no. 25, pp. 15834–15840, 2019.
- ²⁹ P. L. Rodríguez-Kessler, A. R. Rodríguez-Domínguez, D. MacLeod-Carey, and A. Muñoz-Castro, "Exploring the Size-Dependent Hydrogen Storage Property on Ti-Doped B Clusters by Diatomic Deposition: Temperature Controlled H₂ Release," *Advanced Theory and Simulations*, vol. 4, no. 7, p. 2100043, 2021.
- ³⁰ P. L. Rodríguez-Kessler, A. Muñoz-Castro, A. R. Rodríguez-Domínguez, and J. L. Cabellos, "Structure effects of Pt₁₅ clusters for the oxygen reduction reaction: first-principles calculations," *Phys. Chem. Chem. Phys.*, vol. 25, pp. 4764–4772, 2023.
- ³¹ P. L. Rodríguez-Kessler and A. R. Rodríguez-Domínguez, "Size and structure effects of Pt_N (N = 12-13) clusters for the oxygen reduction reaction: First-principles calculations," *The Journal of Chemical Physics*, vol. 143, p. 184312, 11 2015.
- ³² P. Rodríguez-Kessler and J. Ricardo-Chávez, "Structures of FePt clusters and their interactions with the O₂ molecule," *Chemical Physics Letters*, vol. 622, pp. 34–41, 2015.
- ³³ P. Rodríguez-Kessler and A. Rodríguez-Domínguez, "N₂O dissociation on small Rh clusters: A density functional study," *Computational Materials Science*, vol. 97, pp. 32–35, 2015.
- ³⁴ P. Rodríguez-Kessler, A. Muñoz-Castro, P. Alonso-Dávila, F. Aguilera-Granja, and A. Rodríguez-Domínguez, "Structural, electronic and catalytic properties of bimetallic Pt_nAg_n (n=1–7) clusters," *Journal of Alloys and Compounds*, vol. 845, p. 155897, 2020.
- ³⁵ H. T. Pham and M. T. Nguyen, "Effects of bimetallic doping on small cyclic and tubular boron clusters: B₇M₂ and B₁₄M₂ structures with M = Fe, Co," *Phys. Chem. Chem. Phys.*, vol. 17, pp. 17335–17345, 2015.
- ³⁶ J. P. Perdew, K. Burke, and M. Ernzerhof, "Generalized gradient approximation made simple," *Phys. Rev. Lett.*, vol. 77, pp. 3865–3868, Oct 1996.
- ³⁷ J. Tao, J. P. Perdew, V. N. Staroverov, and G. E. Scuseria, "Climbing the density functional ladder: Nonempirical meta-generalized gradient approximation designed for molecules and solids," *Phys. Rev. Lett.*, vol. 91, p. 146401, Sep 2003.
- ³⁸ S. Grimme, S. Ehrlich, and L. Goerigk, "Effect of the damping function in dispersion corrected density functional theory," *Journal of Computational Chemistry*, vol. 32, no. 7, pp. 1456–1465, 2011.