

# A quantum protocol for applying arbitrary phase transformations

Siavash Davani<sup>1,2,\*</sup> and Falk Eilenberger<sup>3,1,2,†</sup>

<sup>1</sup>*Institute of Applied Physics, Abbe Center of Photonics, Friedrich Schiller University Jena, 07745 Jena, Germany*

<sup>2</sup>*Max Planck School of Photonics, 07745 Jena, Germany*

<sup>3</sup>*Fraunhofer-Institute for Applied Optics and Precision Engineering, 07745 Jena, Germany*

(Dated: September 17, 2024)

Given an operator that produces the state  $|\phi\rangle = \sum \phi(x) |x\rangle$ , we propose a quantum protocol that transforms any input state of the form  $|\psi\rangle = \sum \psi(x) |x\rangle$  to  $|\psi'\rangle = \sum \psi(x) e^{i\alpha|\phi(x)|^2} |x\rangle$ . This protocol is thus programmable in the sense that one can use it to apply different phase profiles  $e^{i\alpha|\phi(x)|^2}$  by choosing different  $|\phi\rangle$  states as the input parameter at each run. Therefore, the problem of applying phases to a signal via a quantum computer is reduced to the problem of initializing a state  $|\phi\rangle$  that corresponds to the desired phase profile. Furthermore, we discuss possible applications of this protocol, most importantly in Hamiltonian simulation.

Keywords: Quantum algorithm, Quantum protocol, Hamiltonian simulation

## I. INTRODUCTION

Hamiltonian simulation has been one of the main focus points in the field of quantum computing since the beginning of the field [1, 2]. The goal of Hamiltonian simulation is to efficiently simulate the dynamics of quantum mechanical systems using a quantum computer. Given the Hamiltonian operator of the system  $\hat{H}$  and the initial state  $|\psi\rangle$ , the aim is to construct a  $\tilde{U}$  operator on a quantum computer that approximates the ideal time evolution operator  $U = e^{-\frac{i}{\hbar}\hat{H}t}$  to an arbitrarily high accuracy where the error of implementation  $\delta$  is measured using some operator norm  $\|\tilde{U} - U\| \leq \delta$ .

Quantum computers are expected to be the ideal candidate for solving the Hamiltonian simulation problem [3] in particular because they are built on the foundation of quantum mechanics itself. Lloyd developed one of the earliest techniques of Hamiltonian simulation in case the dynamics of the system is described using a sum of non-commuting Hamiltonian operators [3]. Many other techniques incorporate properties such as the sparsity of the Hamiltonian [4, 5] to derive efficient solutions to the problem.

The performance of a Hamiltonian simulation technique is quantified using time complexity and query complexity analysis. Time complexity refers to the number of elementary gates required to implement the  $\tilde{U}$  operator when the classical description of  $H$  is given. And query complexity refers to the required number of queries to an oracle that provide us with some information about  $H$  at each oracle call. For a detailed comparison of different techniques and their performances see [6, 7].

Our work on Hamiltonian simulation and phase transformation is however inspired by the approach first proposed by Lloyd, Mohseni, and Rebentrost [8] (LMR) in their work on quantum principal component analysis and

the further expansion of the work by S. Kimmel et al. [9].

In the LMR protocol, we neither possess the classical description of the Hamiltonian nor have access to the Hamiltonian through oracle queries. Instead, the Hamiltonian is provided to us encoded in a state  $\rho$ . The  $\rho$  state is thus a quantum software state [10] containing the information needed to perform the corresponding Hamiltonian simulation. The protocol consumes  $m$  copies of the state  $\rho$  to apply the unitary operator  $\tilde{U} = e^{-i\rho t}$  to a target state  $\sigma$

$$\sigma \longrightarrow \sigma' \approx e^{-i\rho t} \sigma e^{i\rho t}, \quad (1)$$

where  $t = m\Delta t$ , and  $\Delta t$  is the time step parameter of the protocol which has to be chosen small. Because any Hamiltonian operator  $H$  can be mapped to a density matrix as  $\rho = \frac{H+cI}{\text{tr}(H+cI)}$  for some real number  $c$ , the LMR protocol enables us to perform Hamiltonian simulation by encoding the description of the system in a mixed state  $\rho$  [9].

The protocol we propose in this work is a counterpart to the LMR protocol that operates on pure states instead of mixed states. Assuming we have discretized a wavefunction  $\psi(x)$  at  $N$  points in space (we assume one-dimensional space for the sake of simplicity) and stored it in  $n = \log_2 N$  qubits

$$|\psi\rangle = \sum_{x=0}^{N-1} \psi(x) |x\rangle, \quad (2)$$

the goal of our protocol is to apply an arbitrary phase profile  $f(x)$  to the state as

$$|\psi\rangle = \sum_x \psi(x) |x\rangle \longrightarrow |\psi'\rangle = \sum_x \psi(x) e^{if(x)} |x\rangle. \quad (3)$$

Considering that  $f(x)$  is also a function discretized at  $N$  points, the key idea of the protocol is to encode  $f(x)$  into another  $n$ -qubit register  $|\phi\rangle$  and use it to perform the desired phase transformation on  $|\psi\rangle$ . This is in contrast with the LMR protocol where the quantum software is stored as a mixed state.

\* siavash.davani@uni-jena.de

† falk.eilenberger@uni-jena.de

The protocol performs the following operation. Given an initial state  $|\psi\rangle$  and a copy of a state

$$|\phi\rangle = \sum_x \phi(x) |x\rangle, \quad (4)$$

it performs a computation cycle that transforms the initial state according to

$$|\psi\rangle = \sum_x \psi(x) |x\rangle \longrightarrow |\psi'\rangle = \sum_x \psi(x) e^{i\Delta|\phi(x)|^2} |x\rangle, \quad (5)$$

for a small phase coefficient  $\Delta$ . The cycle needs an ancilla register as large as the primary register  $|\psi\rangle$  to contain the state  $|\phi\rangle$  during the operation. And the probability of success of the cycle is  $P(\Delta) = 1 - \mathcal{O}(\Delta^2)$  for small  $\Delta$ . This allows us to choose a sufficiently small  $\Delta$  and repeat the cycle  $m = \frac{\alpha}{\Delta}$  times to produce arbitrarily large phases  $f(x) = \alpha|\phi(x)|^2$  with high probability.

This protocol is therefore useful for solving any problem where there is a need for applying phases to a signal, for example, the beam propagation problem in electromagnetism [11, 12]. However in the following, we will highlight the particular application of it in the Hamiltonian simulation problem. The protocol is characteristically useful when we have a functional description of the Hamiltonian. For example, assume the Hamiltonian of a system is known to us as a function of the momentum  $\hat{P}$  and position  $\hat{X}$  operators

$$\hat{H} = T(\hat{P}) + V(\hat{X}), \quad (6)$$

where  $T(\hat{P})$  and  $V(\hat{X})$  are respectively kinetic and potential energy terms. We can use the Trotter formula [13] to write

$$U = e^{\frac{-i}{\hbar}\hat{H}t} \approx \left( e^{\frac{-i}{\hbar}T(\hat{P})\Delta t} e^{\frac{-i}{\hbar}V(\hat{X})\Delta t} \right)^m, \quad (7)$$

where  $\Delta t = \frac{t}{m}$  and the approximation is valid for large  $m$ . The operators  $e^{\frac{-i}{\hbar}V(\hat{X})\Delta t}$  and  $e^{\frac{-i}{\hbar}T(\hat{P})\Delta t}$  respectively correspond to phase transformations in the real and frequency domains. In other words, the  $e^{\frac{-i}{\hbar}V(\hat{X})\Delta t}$  operator applies the phase  $e^{\frac{-i}{\hbar}V(x)\Delta t}$  to the state represented in the position basis states

$$|\psi\rangle = \sum_x \psi(x) |x\rangle, \quad (8)$$

and the  $e^{\frac{-i}{\hbar}T(\hat{P})\Delta t}$  operator applies the phase  $e^{\frac{-i}{\hbar}T(p)\Delta t}$  to the state represented in the momentum basis states

$$|\psi\rangle = \sum_p \Psi(p) |p\rangle. \quad (9)$$

Position-domain phase transformations are done via a direct application of the protocol to the state  $|\psi\rangle$  and momentum-domain phase transformations can be done by combining the protocol with two applications of the quantum Fourier transformation [2] to move forward

and backward between position and momentum representations of  $|\psi\rangle$ . Trotterization also enables us to perform time-variant Hamiltonian simulation with the time resolution of  $\Delta t$ , because the phase profiles  $f_T(p) = \frac{-1}{\hbar}T(p)\Delta t$  and  $f_V(x) = \frac{-1}{\hbar}V(x)\Delta t$  can be chosen differently at each step. Also note that the Trotterization's requirement of small  $\Delta t$  is consistent with the protocol's small phase coefficient  $\Delta$  requirement. The combination of the phase transformation protocol, quantum Fourier transformation, and Trotterization is a powerful tool for Hamiltonian simulation.

## II. RESULTS

Let us now describe the phase transformation protocol. We begin with the computation unit that produces the  $|\psi'\rangle = \sum_x \psi(x) e^{i\Delta|\phi(x)|^2} |x\rangle$  state for small  $\Delta$  and it will be straightforward to see how this unit can be repeated in cycles to overcome the limitation of small  $\Delta$ . Each cycle of the protocol has 3 steps and the circuit representation of it is presented in Fig. 1.

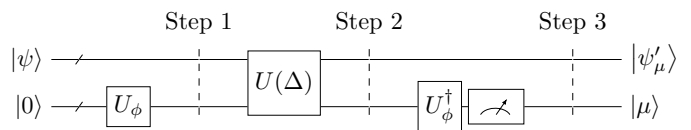


FIG. 1. The quantum circuit representation of the steps of one cycle of the phase transformation protocol.

**1. Initialization:** We assume we already possess the initial  $|\psi\rangle$  state which we would like to apply a phase profile to. We need to encode the  $|\phi\rangle$  state to an  $n$ -qubit ancilla register to feed it into the protocol. This is done by applying an initializer operator to the zero state

$$|\phi\rangle = U_\phi |0\rangle. \quad (10)$$

This state will be consumed to apply the  $e^{i\Delta|\phi(x)|^2}$  phase. We assume the existence of an efficient initializer for the desired  $|\phi\rangle$  state. We acknowledge the fact that constructing initializers for a given state is not a trivial task and is currently a topic of active research. For an overview of the initialization problem and the representation of data on a quantum computer see [14].

**2. Partial phase operation:** The next step is to apply an operator to the registers which weakly entangles them. This operator entangles the states in a way that is used in the final step to effectively perform the phase transformation. We call this operator the partial phase operator and denote it as  $U(\Delta)$  where  $\Delta$  is an internal parameter of the operator. When acting on the basis states  $|x\rangle$  and  $|y\rangle$  of two registers with the same size, the operator is defined as

$$U(\Delta) |x\rangle |y\rangle = \begin{cases} e^{i\Delta} |x\rangle |y\rangle, & \text{for } x = y \\ |x\rangle |y\rangle, & \text{for } x \neq y \end{cases}. \quad (11)$$

This means acting on the registers  $|\psi\rangle|\phi\rangle$ , it introduces a phase shift between the matching and mismatching components of wavefunctions of the two registers

$$U(\Delta)|\psi\rangle|\phi\rangle = \sum_x \psi(x)\phi(x)e^{i\Delta}|x\rangle|x\rangle + \sum_{x \neq y} \psi(x)\phi(y)|x\rangle|y\rangle. \quad (12)$$

Because of the conditional nature of the operator, the registers at the output are expected to be in an entangled state for nontrivial values of  $\Delta$ . In fact, the degree of entanglement can be controlled using  $\Delta$ . For a small  $\Delta$ , we expect the states to be just slightly entangled.

The  $U(\Delta)$  operator is efficiently implementable using only  $\mathcal{O}(n)$  number of elementary gates, where  $n$  is the number of qubits of each of the registers  $|\psi\rangle$  or  $|\phi\rangle$ . The general implementation of the operator in the case of arbitrary  $n$  is discussed in Appendix A. However, as an example, the implementation of it in the case of  $n = 3$  is presented here in Fig. 2, where  $P(\Delta) = \begin{bmatrix} 1 & 0 \\ 0 & e^{i\Delta} \end{bmatrix}$  is the elementary phase operator.

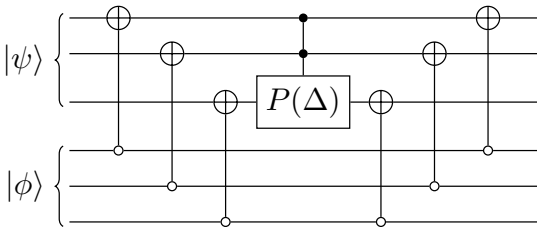


FIG. 2. The implementation of the partial phase operator  $U(\Delta)$  in the case of 3-qubit input registers.

It is worth noting that the efficient  $\mathcal{O}(n)$  gate complexity means that, in most cases, the  $U(\Delta)$  operator will not be the limiting factor in the performance of the protocol considering the usually higher gate complexity of the initialization step. Also, when the protocol is used in conjunction with the quantum Fourier transformation (QFT) e.g. in Hamiltonian simulation, the performance will be limited by the slightly higher  $\mathcal{O}(n^2)$  gate complexity of the QFT.

**3. Partial Measurement:** In the final step, we measure the ancilla register in the  $|\phi\rangle$  basis while keeping the primary register unmeasured. One way to do this is to first apply the inverse of the initializer operator  $U_\phi$  to the ancilla register and then perform a measurement on it in the computational basis.

Although the registers were entangled at the end of the Step 2, we expect the state of the ancilla register after the application of the  $U(\Delta)$  operator

$$\rho'(\Delta) = \text{tr}_1 \left[ U(\Delta) \left( |\psi\rangle\langle\psi| \otimes |\phi\rangle\langle\phi| \right) U^\dagger(\Delta) \right] \quad (13)$$

to be close to the initial  $\rho = |\phi\rangle\langle\phi|$  state if  $\Delta$  is small, where  $\text{tr}_1(\cdot)$  is the partial trace operator tracing over the first register.

Let us call the outcome of this partial measurement  $\mu$  which can take any of the values between 0 and  $N - 1$ . The measurement breaks the entanglement between the registers and forces the state of the primary register to collapse into a pure state. Let us call the state of the primary register after the measurement  $|\psi'_\mu\rangle$  in case of the outcome  $\mu$ .

If we calculate the states  $|\psi'_\mu\rangle$  and the probabilities  $P(\mu)$  of the outcome of the measurement being  $\mu$  (see Appendix B, we will see that the probability of the  $\mu = 0$  outcome is

$$P(0) \geq 1 - \sin^2 \frac{\Delta}{2}. \quad (14)$$

and in this case, the primary register collapses to the state

$$\psi'_0(x) = \psi(x) \left( 1 + 2i e^{i\frac{\Delta}{2}} \sin \frac{\Delta}{2} |\phi(x)|^2 \right). \quad (15)$$

This means, if we choose a small  $\Delta$ , the state will be

$$\begin{aligned} \psi'_0(x) &= \psi(x) \left( 1 + i\Delta |\phi(x)|^2 \right) + \mathcal{O}(\Delta^2) \\ &= \psi(x) e^{i\Delta |\phi(x)|^2} + \mathcal{O}(\Delta^2) \end{aligned} \quad (16)$$

with the probability of

$$P(0) = 1 - \mathcal{O}(\Delta^2). \quad (17)$$

Thus, if  $\Delta$  is sufficiently small such that  $\Delta^2 \approx 0$  is negligible, we achieve the desired

$$|\psi\rangle = \sum_x \psi(x)|x\rangle \longrightarrow |\psi'\rangle = |\psi'_0\rangle \approx \sum_x \psi(x) e^{i\Delta |\phi(x)|^2} |x\rangle \quad (18)$$

transformation with arbitrarily high probability. It is also worth mentioning that this partial measurement will reveal if there has been any error during the phase transformation cycle. If the outcome is anything other than zero ( $\mu \neq 0$ ), it means the transformation has failed and the input state  $|\psi\rangle$  is corrupted as a result.

**Iteration:** In the case of the  $\mu = 0$  outcome at the end of this cycle, we are back to the configuration of the states where we started the Step 1 with. The only difference is that the primary register has taken a small phase according to the Eq. 18. This allows us to repeat the Steps 1 to 3 in the next cycles until we achieve the desired phase profile  $e^{i\alpha |\phi(x)|^2}$  for an arbitrary coefficient  $\alpha$ . This is done by choosing  $\Delta = \frac{\alpha}{m}$  and iterating  $m$  times. If we would like to have the total probability of success of the protocol to be  $P_{\text{success}} = 1 - \epsilon$ , we should increase the number of iterations as  $m = \mathcal{O}(\alpha^2/\epsilon)$  which resembles a repetition number similar to the LMR protocol  $m = \mathcal{O}(t^2/\delta)$  [8]. This completes the description of the protocol.

In order to verify the protocol, we have tested it to apply a quadratic phase to a given signal

$$\psi(x) \longrightarrow \psi(x) e^{i\alpha x^2} \quad (19)$$

using computer simulation. The quadratic phase case is an important use-case of the protocol in Hamiltonian simulation because the Hamiltonian operators of many physical systems are described using quadratic functions of position  $\hat{X}$  and momentum  $\hat{P}$  operators e.g. the harmonic oscillator. The simulation is discussed in the supplementary material Appendix C.

### III. DISCUSSION

Quantum computers store information very efficiently since an  $n$ -qubit quantum register can store approximately  $N = 2^n$  values of a discretized complex signal. The phase transformation protocol introduced in this work utilizes this efficiency to store both the initial signal that undergoes the desired phase transformation and the information describing the transformation itself in the memory of the quantum computer. This way of using quantum computers is similar to the usual programming of classical computers where both *data* and *instructions* are stored in the memory of the computer. We believe the class of like-wise protocols can play an important role in the future of quantum computing and quantum technologies in general [10]. As an application example, we discussed the importance of the phase transformation protocol in Hamiltonian simulation in Sec. I.

Another particularly interesting feature of this protocol is its relevance to secure network-based (cloud) quantum computing. Consider the case that the protocol is going to be performed by multiple parties. Let us say Alice sends the states  $|\psi\rangle$  and  $|\phi\rangle$  over to Bob and asks him to perform the protocol, Bob can perform the Step 2 of the cycle of the protocol without having knowledge about the received states, and he does not need to perform state tomography to extract any information for performing the step. Therefore, he can perform the Step 2 and send the states back to Alice. Alice can then perform the Step 3 by measuring the ancilla state in the  $|\phi\rangle$  basis to complete the cycle. In fact, Alice can realize if Bob tries to extract information about  $|\psi\rangle$  or  $|\phi\rangle$  by providing him with test states and analyzing the expected probabilities of the outcome of measuring the ancilla register. If Bob performs measurement on the states to extract some information, he will inevitably distort the states and Alice is able to detect this intervention by analyzing the statistics of the measurement on the test states. This makes it intrinsically secure, from the point of view of Alice, to encode her software in a quantum state and pass it to cloud service providers. This can be considered as an example of the interesting topic of quantum copy-protection [15, 16].

An open question regarding the protocol is whether it is possible to perform error correction on it. The pro-

tol is capable of detecting an error happening during a cycle, however, it is not capable of correcting or reverting the erroneous cycle in the form presented in this work. We suggest searching for complementary error correction subroutines that can correct the error happening at a cycle and thus avoiding data corruption, possibly using classical [17] or quantum [18] feedback loops. Finally, we hope this work motivates the search for more quantum protocols which similarly utilize the registers of a quantum computer to encode various programs for the quantum computer to run.

### ACKNOWLEDGMENTS

This research is funded by the Deutsche Forschungsgemeinschaft (DFG, German Research Foundation) – Project-ID 398816777 – SFB 1375. The authors are part of the Max Planck School of Photonics supported by the German Federal Ministry of Education and Research (BMBF), the Max Planck Society and the Fraunhofer Society.

### DATA AVAILABILITY

The datasets generated and analysed from the simulations in the supplementary material of the current study are publicly available in the *Quantum Phase Transformation Protocol* repository at <https://git.uni-jena.de/SiavashDavani/quantum-phase-transformation-protocol>.

### CODE AVAILABILITY

The underlying code of the simulations done for this study is publicly available in the *Quantum Phase Transformation Protocol* repository and can be accessed via the URL <https://git.uni-jena.de/SiavashDavani/quantum-phase-transformation-protocol>.

### AUTHOR CONTRIBUTIONS

All authors contributed equally to the scientific content of this work. SD was a major contributor in writing the manuscript and developing the simulation codes. All authors read and approved the final manuscript.

### COMPETING INTERESTS

All authors declare no financial or non-financial competing interests.

- 
- [1] R. P. Feynman, Simulating physics with computers, *International Journal of Theoretical Physics* **21**, 467 (1982).
- [2] M. A. Nielsen and I. L. Chuang, *Quantum Computation and Quantum Information: 10th Anniversary Edition*, 1st ed. (Cambridge University Press, 2012).
- [3] S. Lloyd, Universal Quantum Simulators, *Science* **273**, 1073 (1996), publisher: American Association for the Advancement of Science.
- [4] D. W. Berry, G. Ahokas, R. Cleve, and B. C. Sanders, Efficient Quantum Algorithms for Simulating Sparse Hamiltonians, *Communications in Mathematical Physics* **270**, 359 (2007).
- [5] G. H. Low and I. L. Chuang, Optimal Hamiltonian Simulation by Quantum Signal Processing, *Physical Review Letters* **118**, 010501 (2017), publisher: American Physical Society.
- [6] A. M. Childs, D. Maslov, Y. Nam, N. J. Ross, and Y. Su, Toward the first quantum simulation with quantum speedup, *Proceedings of the National Academy of Sciences* **115**, 9456 (2018), publisher: Proceedings of the National Academy of Sciences.
- [7] D. W. Berry, A. M. Childs, and R. Kothari, Hamiltonian Simulation with Nearly Optimal Dependence on All Parameters, in *2015 IEEE 56th Annual Symposium on Foundations of Computer Science* (2015) pp. 792–809, iSSN: 0272-5428.
- [8] S. Lloyd, M. Mohseni, and P. Rebentrost, Quantum principal component analysis, *Nature Physics* **10**, 631 (2014), number: 9 Publisher: Nature Publishing Group.
- [9] S. Kimmel, C. Y.-Y. Lin, G. H. Low, M. Ozols, and T. J. Yoder, Hamiltonian simulation with optimal sample complexity, *npj Quantum Information* **3**, 1 (2017), number: 1 Publisher: Nature Publishing Group.
- [10] J. Preskill, Plug-in quantum software, *Nature* **402**, 357 (1999), publisher: Nature Publishing Group.
- [11] C. Cholsuk, S. Davani, L. O. Conlon, T. Vogl, and F. Eilenberger, Efficient light propagation algorithm using quantum computers, *Physica Scripta* **99**, 045110 (2024).
- [12] B. E. A. Saleh and M. C. Teich, *Fundamentals of Photonics*, 1st ed. (Wiley, 1991).
- [13] H. F. Trotter, On the product of semi-groups of operators, *Proceedings of the American Mathematical Society* **10**, 545 (1959).
- [14] M. Schuld and F. Petruccione, Representing Data on a Quantum Computer, in *Machine Learning with Quantum Computers*, edited by M. Schuld and F. Petruccione (Springer International Publishing, Cham, 2021) pp. 147–176.
- [15] S. Aaronson, Quantum Copy-Protection and Quantum Money, in *2009 24th Annual IEEE Conference on Computational Complexity* (2009) pp. 229–242, iSSN: 1093-0159.
- [16] S. Aaronson, J. Liu, Q. Liu, M. Zhandry, and R. Zhang, New Approaches for Quantum Copy-Protection, in *Advances in Cryptology – CRYPTO 2021*, edited by T. Malkin and C. Peikert (Springer International Publishing, Cham, 2021) pp. 526–555.
- [17] S. Lloyd and L. Viola, Engineering quantum dynamics, *Physical Review A* **65**, 010101 (2001), publisher: American Physical Society.
- [18] S. Lloyd, Coherent quantum feedback, *Physical Review A* **62**, 022108 (2000), publisher: American Physical Society.

# Supplementary material for A quantum protocol for applying arbitrary phase transformations

Siavash Davani<sup>1, 2, \*</sup> and Falk Eilenberger<sup>3, 1, 2, †</sup>

<sup>1</sup>*Institute of Applied Physics, Abbe Center of Photonics, Friedrich Schiller University Jena, 07745 Jena, Germany*

<sup>2</sup>*Max Planck School of Photonics, 07745 Jena, Germany*

<sup>3</sup>*Fraunhofer-Institute for Applied Optics and Precision Engineering, 07745 Jena, Germany*

(Dated: September 17, 2024)

**Note:** The labels in this supplementary material start with capital letters A, B, and C, corresponding to each section. The labels which do not start with capital letters refer to the main manuscript.

## Appendix A: The implementation of the partial phase operator

Here, we provide an implementation for the  $U(\Delta)$  operator introduced in the Step 2 of the protocol in Sec. I. The implementation needs  $\mathcal{O}(n)$  gates where  $n$  is the number of qubits of each of the input registers.

The operator acting on the basis states is defined as

$$U(\Delta) |x\rangle |y\rangle = \begin{cases} e^{i\Delta} |x\rangle |y\rangle, & \text{for } x = y \\ |x\rangle |y\rangle, & \text{for } x \neq y \end{cases}. \quad (\text{A1})$$

The key to implement it is to notice that the condition  $x = y$  in the Eq. A1 is realized when all corresponding qubits of the registers  $|x\rangle$  and  $|y\rangle$  are in the same state. If we represent each register as the tensor product of the underlying qubits, we have

$$|x\rangle = |x_{n-1}\rangle \cdots |x_1\rangle |x_0\rangle, \quad (\text{A2})$$

and similarly

$$|y\rangle = |y_{n-1}\rangle \cdots |y_1\rangle |y_0\rangle, \quad (\text{A3})$$

where  $x_j \in \{0, 1\}$  and  $y_j \in \{0, 1\}$  are the binary digits of the binary representations of  $x$  and  $y$ . The condition  $x = y$  is equivalent to  $x_j = y_j$  for all  $j$ .

The equality of each qubit pair can be checked via quantum operations. To check the condition  $x_j = y_j$  we should calculate the flag bit  $z_j = x_j \oplus \overline{y_j}$ , where  $\oplus$  is the XOR logical operator and the overline in  $\overline{y_j}$  represents the logical NOT operation. The flag state  $|z_j\rangle = |x_j \oplus \overline{y_j}\rangle$  can thus be computed using a CNOT gate acting on the  $|x_j\rangle$  qubit with the control qubit of  $|y_j\rangle$  and control state of 0.

$$CNOT_0 |y_j\rangle |x_j\rangle = |y_j\rangle |x_j \oplus \overline{y_j}\rangle = |y_j\rangle |z_j\rangle \quad (\text{A4})$$

Using  $n$   $CNOT_0$  gates, we can compute all the flag bits  $z_j$  and then a multi-controlled phase gate  $P(\Delta)$  with the phase parameter  $\Delta$  acting on the  $|z_j\rangle$  qubits will apply the phase to the state if all the  $|z_j\rangle$  qubits are  $|1\rangle$  which is equivalent to the condition  $x = y$ . And finally, the temporarily computed  $|z_j\rangle$  states are uncomputed by applying the same CNOT gates again.

As an example, the implementation for the case of 3-qubit quantum registers ( $n = 3$ ) is presented in Fig. A1. Despite the appearance of the implementation, the  $U(\Delta)$  operator is symmetric with respect to the exchange of its input registers as it is clear from the Eq. A1.

As we see in this implementation, we need  $2n$  CNOT gates and one multi-controlled phase gate acting on  $n$  qubits. Because the multi-controlled phase gate can be implemented using  $\mathcal{O}(n)$  gates [1], the total gate complexity of the  $U(\Delta)$  operator is  $\mathcal{O}(n)$ .

---

\* siavash.davani@uni-jena.de

† falk.eilenberger@uni-jena.de

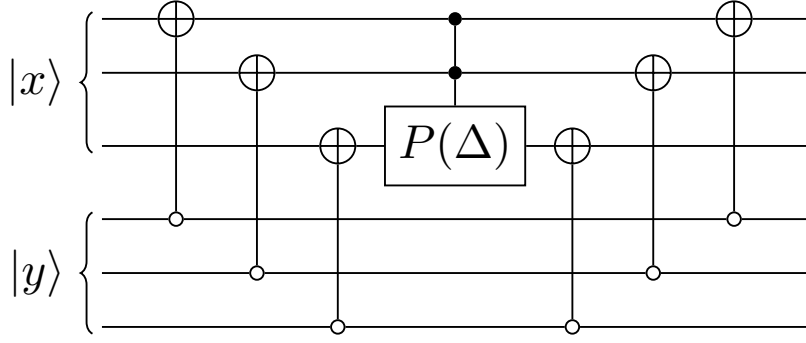


FIG. A1. The implementation of the partial phase operator  $U(\Delta)$  in the case of 3-qubit input registers.

### Appendix B: Derivations of the possible outcomes at each cycle of the protocol

Here, we provide the derivation details of the results discussed in Sec. I. Let us first start by finding a useful representation of the partial phase operator. The operator is defined as

$$U(\Delta) |x\rangle |y\rangle = \begin{cases} e^{i\Delta} |x\rangle |y\rangle, & \text{for } x = y \\ |x\rangle |y\rangle, & \text{for } x \neq y \end{cases}. \quad (\text{B1})$$

This definition can be rewritten as

$$U(\Delta) = \sum_x P_x \otimes \left[ e^{i\Delta} P_x + \sum_{y \neq x} P_y \right], \quad (\text{B2})$$

where  $P_x = |x\rangle\langle x|$  is the projection operator that projects vectors to the  $|x\rangle$  basis state. Using the completeness relation  $\sum_y P_y = I$ , we have

$$U(\Delta) = \sum_x P_x \otimes \left[ I + 2i e^{i\frac{\Delta}{2}} \sin \frac{\Delta}{2} P_x \right] \quad (\text{B3})$$

$$= I \otimes I + 2i e^{i\frac{\Delta}{2}} \sin \frac{\Delta}{2} \sum_x P_x \otimes P_x. \quad (\text{B4})$$

In the form represented in Eq. B4, it is easy to see how the operator gets close to the identity  $I \otimes I$  when  $\Delta$  tends to zero. To simplify the notation for the following derivations, we define  $U_x = I + 2i e^{i\frac{\Delta}{2}} \sin \frac{\Delta}{2} P_x$  and rewrite Eq. B3 as

$$U(\Delta) = \sum_x P_x \otimes U_x, \quad (\text{B5})$$

Using the Eq. B5, we can calculate the states  $|\psi'_\mu\rangle$  and the probabilities  $P(\mu)$  introduced in the Step 3 of the description of the protocol (Sec. I). The state of the memory at this step of the protocol before the measurement of the ancilla register is

$$\begin{aligned} |\Gamma\rangle &= \left( I \otimes U_\phi^\dagger \right) \left( U(\Delta) \right) \left( I \otimes U_\phi \right) |\psi\rangle |0\rangle \\ &= \left( \sum_x P_x \otimes U_\phi^\dagger U_x U_\phi \right) |\psi\rangle |0\rangle. \end{aligned} \quad (\text{B6})$$

This means if the outcome of the measurement of the ancilla register is  $\mu$ , the state of the memory will be

$$|\psi'_\mu\rangle |\mu\rangle = \frac{(I \otimes P_\mu) |\Gamma\rangle}{|(I \otimes P_\mu) |\Gamma\rangle|}. \quad (\text{B7})$$

If we ignore the normalization factor in the denominator, the output state of the primary register will thus be

$$\begin{aligned}
|\psi'_\mu\rangle &\propto (I \otimes \langle\mu|) |\Gamma\rangle \\
&= \sum_x \langle x|\psi\rangle \langle\mu| U_\phi^\dagger U_x U_\phi |0\rangle |x\rangle \\
&= \sum_x \psi(x) \langle\phi_\mu| U_x |\phi_0\rangle |x\rangle,
\end{aligned} \tag{B8}$$

where  $|\phi_\mu\rangle = U_\phi |\mu\rangle$  are all the states that the initializer  $U_\phi$  generates acting on different basis states  $|\mu\rangle$ . Note that we have  $|\phi_0\rangle = |\phi\rangle$  by definition.

The Eq. B8 shows that the wavefunction of the primary register is effectively transformed from  $\psi(x)$  to

$$\begin{aligned}
\psi'_\mu(x) &\propto \psi(x) \left( \langle\phi_\mu| U_x |\phi_0\rangle \right) \\
&= \psi(x) \left( \langle\phi_\mu|\phi_0\rangle + 2i e^{i\frac{\Delta}{2}} \sin\left(\frac{\Delta}{2}\right) \langle\phi_\mu| P_x |\phi_0\rangle \right) \\
&= \psi(x) \left( \delta_{\mu 0} + 2i e^{i\frac{\Delta}{2}} \sin\left(\frac{\Delta}{2}\right) \phi_\mu^*(x) \phi_0(x) \right).
\end{aligned} \tag{B9}$$

From this, we see that for the case of  $\mu = 0$ , the final state is

$$\psi'_0(x) \propto \psi(x) \left( 1 + 2i e^{i\frac{\Delta}{2}} \sin\left(\frac{\Delta}{2}\right) |\phi(x)|^2 \right), \tag{B10}$$

and the probability of this outcome is

$$P(0) = \sum_x |\psi(x)|^2 \left( 1 - 4 \sin^2\left(\frac{\Delta}{2}\right) |\phi(x)|^2 \left( 1 - |\phi(x)|^2 \right) \right) \tag{B11}$$

$$\geq 1 - \sin^2 \frac{\Delta}{2}. \tag{B12}$$

which are the results presented in Sec. I and the application of the constraint of small  $\Delta$  on them will yield the results discussed there.

From Eq. B9, one can also calculate the states in cases  $\mu \neq 0$  and the corresponding low probabilities  $P(\mu)$  and see that the resulting transformation corrupts the initial  $\psi(x)$  state because we have

$$\psi'_{\mu \neq 0}(x) \propto \psi(x) \phi_\mu^*(x) \phi(x). \tag{B13}$$

### Appendix C: Verification of the protocol using computer simulation

In order to verify the protocol and confirm the error analysis done in Sec. I, we have tested the protocol using computer simulations. The source code and the generated dataset are available at <https://git.uni-jena.de/SiavashDavani/quantum-phase-transformation-protocol> and we will discuss the results in this section. For the simulations we have used the Qiskit library [2].

Two simulations have been done. First, we have chosen specific  $|\psi\rangle$  and  $|\phi\rangle$  states and run the protocol in a case close to real-world applications to verify that the desired phase transformation is performed on the input states. Second, we have verified the equation introduced in Sec. I for the success probability of a cycle as a function of  $\Delta$

$$P(\Delta) \geq 1 - \sin^2 \frac{\Delta}{2} = \cos^2 \frac{\Delta}{2}, \tag{C1}$$

by running a large number of cycles using different  $\Delta$  and analyzing the probability of success at the output.

For the simulations, we chose the registers to contain 3 qubits, and the initial state of the primary register to be a homogeneous superposition of all the 8 basis states

$$|\psi\rangle = \sum_{x=0}^7 \frac{1}{\sqrt{8}} |x\rangle. \tag{C2}$$



And for the state of the secondary register containing the *quantum software*, we chose a linearly growing amplitude as

$$|\phi\rangle = \frac{1}{\sqrt{A}} \sum_{x=0}^7 x |x\rangle, \quad (\text{C3})$$

where  $A = \sum_{x=0}^7 x^2 = 140$  is the normalization factor.

This means if we perform  $m$  cycles with the phase step  $\Delta$ , we expect the state of the primary register to take a quadratic phase at the output as

$$|\psi\rangle = \sum_{x=0}^7 \frac{1}{\sqrt{8}} e^{i\alpha x^2} |x\rangle, \quad (\text{C4})$$

where  $\alpha = \frac{m\Delta}{A}$ . The quadratic phase is an important case because the Hamiltonians of various systems can be written as quadratic functions of  $\hat{X}$  and  $\hat{P}$  operators such as the harmonic oscillator and Fresnel-approximated beam propagation [3, 4]; therefore, the quadratic case of the phase transformation protocol can simulate these kind of Hamiltonians.

In the first simulation, we chose  $\Delta = 0.05$  and  $m = 100$ , which means the total phase coefficient will be  $\alpha = \frac{5}{140}$  in Eq. C4. The result of running the protocol with the specified parameters is shown in Fig. C1 by plotting the final simulated wavefunction at the output of the protocol. The result confirms that the expected quadratic phase is applied to the initial state. It is also worth mentioning that there is a chance that this simulation fails because of

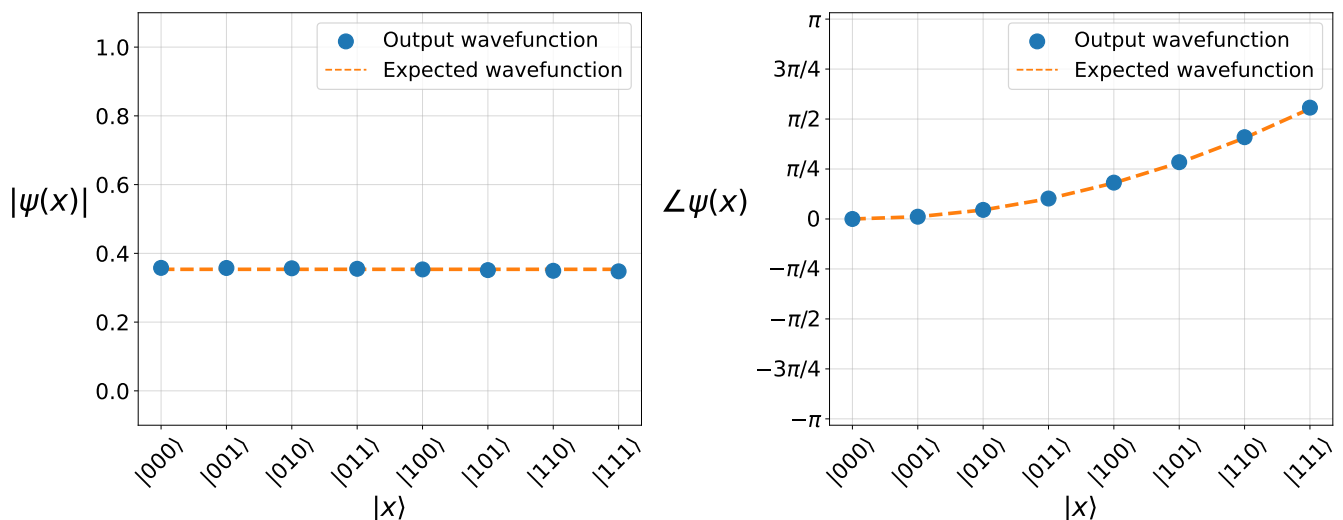


FIG. C1. The simulation result of running the phase transformation protocol to apply a quadratic phase to the homogeneous initial state. The figures on the left and right respectively plot the amplitude and the phase of the wave function at the output.

the failure of the protocol as discussed in the main manuscript. However, the purpose of the first simulation is to visually see the outcome in case of no error. Therefore, we have presented a successful run of the protocol. The error is characterized in the second simulation.

In the second simulation, we choose the same initial  $|\psi\rangle$  and  $|\phi\rangle$  states (Eq. C2 and C3) but run the protocol using only one cycle  $m = 1$  but with a range of different phase steps  $\Delta \in [-8, 8]$ . For each  $\Delta$ , the simulation is repeated many times in order to produce enough statistics for the following error analysis. Specifically, for each choice of  $\Delta$ , we have run the cycle  $N_{\text{shot}} = 1000$  times and counted the number of times that the measurement of the ancilla register in the Step 3 result in  $\mu = 0$  i.e. successful cycles ( $N_{\text{success}}$ ), and calculated the probability of success as

$$P(\Delta) = \frac{N_{\text{success}}}{N_{\text{shot}}}. \quad (\text{C5})$$

And to calculate the standard deviation in each case, we have repeated the above simulation to calculate  $P(\Delta)$   $N_{\text{repetition}} = 100$  times. This allowed us to extract statistics and plot the average  $P(\Delta)$  and the error bars for each

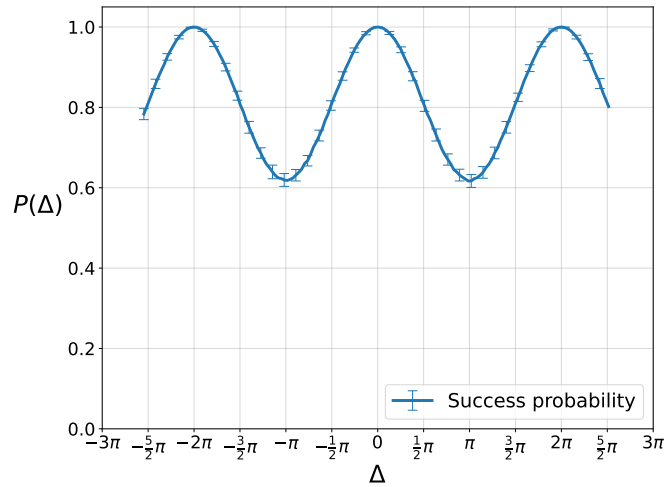


FIG. C2. The simulation result of analyzing the probability of success of the protocol using different phase steps  $\Delta$ .

case of  $\Delta$ . The result is plotted in Fig. C2. If we fit the result using functions of the form  $f(\Delta) = 1 - a \sin^2(b\frac{\Delta}{2} - c)$  with  $a$ ,  $b$ , and  $c$  as parameters, the estimated parameters using the least means square error estimation are

$$\begin{cases} a = 0.3807 \pm 0.0001 \\ b = 0.9999 \pm 0.0001 \\ c = 0.0002 \pm 0.0003 \end{cases} \quad (\text{C6})$$

Therefore, this indicates that the probability of success as a function of  $\Delta$  is

$$P(\Delta) \approx 1 - 0.38 \sin^2\left(\frac{\Delta}{2}\right) \quad (\text{C7})$$

in this case. This error analysis confirms our derivations in Appendix B as it is possible to exactly calculate the probability of success  $P(\Delta)$  using the Eq. B11 derived there as

$$\begin{aligned} P(\Delta) &= \sum_x |\psi(x)|^2 \left( 1 - 4 \sin^2\left(\frac{\Delta}{2}\right) |\phi(x)|^2 (1 - |\phi(x)|^2) \right) \\ &= 1 - \frac{533}{1400} \sin^2\left(\frac{\Delta}{2}\right) \approx 1 - 0.3807 \sin^2\left(\frac{\Delta}{2}\right), \end{aligned} \quad (\text{C8})$$

which is in agreement with the results of the simulation. This error characteristics confirm the equation

$$P(\Delta) \geq 1 - \sin^2\left(\frac{\Delta}{2}\right) \quad (\text{C9})$$

and therefore the claim that for small  $\Delta$ , the probability of success behaves as

$$P(\Delta) \geq 1 - \mathcal{O}(\Delta^2). \quad (\text{C10})$$

- 
- [1] M. A. Nielsen and I. L. Chuang, *Quantum Computation and Quantum Information: 10th Anniversary Edition*, 1st ed. (Cambridge University Press, 2012).
- [2] A. Javadi-Abhari, M. Treinish, K. Krsulich, C. J. Wood, J. Lishman, J. Gacon, S. Martiel, P. D. Nation, L. S. Bishop, A. W. Cross, B. R. Johnson, and J. M. Gambetta, Quantum computing with Qiskit (2024), arXiv:2405.08810 [quant-ph].
- [3] B. E. A. Saleh and M. C. Teich, *Fundamentals of Photonics*, 1st ed. (Wiley, 1991).
- [4] C. Cholsuk, S. Davani, L. O. Conlon, T. Vogl, and F. Eilenberger, Efficient light propagation algorithm using quantum computers, *Physica Scripta* **99**, 045110 (2024).