
KKT-INFORMED NEURAL NETWORK

A PARALLEL SOLVER FOR PARAMETRIC CONVEX OPTIMIZATION PROBLEMS

A PREPRINT

Carmine Delle Femine

Department of Data Intelligence for Energy and Industrial Processes
 Vicomtech Foundation
 Donostia-San Sebastián, 20009
cdellefemine@vicomtech.org

September 11, 2024

ABSTRACT

A neural network-based approach for solving parametric convex optimization problems is presented, where the network estimates the optimal points given a batch of input parameters. The network is trained by penalizing violations of the Karush-Kuhn-Tucker (KKT) conditions, ensuring that its predictions adhere to these optimality criteria. Additionally, since the bounds of the parameter space are known, training batches can be randomly generated without requiring external data. This method trades guaranteed optimality for significant improvements in speed, enabling parallel solving of a class of optimization problems.

Keywords Optimization • Parametric Optimization • Convex Optimization • Karush-Kuhn-Tucker (KKT) Conditions • Neural Networks

1 Introduction

Solving convex optimization problems is essential across numerous fields, including optimal control, logistics, and finance. In many scenarios, such as the development of surrogate models, there is a need to solve a large set of related optimization problems defined by varying parameters. Achieving fast solutions, even at the cost of strict optimality guarantees, is often a priority.

Neural networks, with their inherent ability to process data in parallel and adapt to diverse problem structures, offer a promising solution. This work introduces the KKT-Informed Neural Network (KINN), a method designed to solve parametric convex optimization problems efficiently by integrating the KKT conditions into the network's learning process. This approach enables rapid, parallel problem-solving while balancing the trade-off between speed and guaranteed optimality.

2 Background

Consider a parametric convex optimization problem in the standard form:

$$\begin{aligned} \min_{x \in \mathcal{D} \subseteq \mathbb{R}^n} \quad & f(x, \theta) \\ \text{s.t.} \quad & g_i(x, \theta) \leq 0 \quad i = 1, \dots, m \\ & A(\theta)x - b(\theta) = 0 \end{aligned}$$

where $x \in \mathcal{D} \subseteq \mathbb{R}^n$ is the optimization variable; $\theta \in \mathcal{D}_\theta \subseteq \mathbb{R}^k$ are the parameters defining the problem; $f : \mathcal{D}_f \subseteq \mathbb{R}^n \times \mathbb{R}^k \rightarrow \mathbb{R}$ is the convex cost function; $g_i : \mathcal{D}_{g_i} \subseteq \mathbb{R}^n \times \mathbb{R}^k \rightarrow \mathbb{R}$ are the convex inequality constraints, $A : \mathcal{D}_\theta \rightarrow \mathbb{R}^{p \times n}$ and $b : \mathcal{D}_\theta \rightarrow \mathbb{R}^p$ defines the affine equality constraints and $\mathcal{D} = \bigcap_{i=1}^m \mathcal{D}_{g_i} \cap \mathcal{D}_f$ is the domain of the optimization problem.

Assume differentiable cost and constraints functions and that g_i satisfies Slater's condition. Given a set of parameters θ , $x^* \in \mathcal{D}$ is optimal if and only if there are λ^* and ν^* that, with x^* , satisfy the Karush-Kuhn-Tucker conditions (KKT) [2]:

$$A(\theta)x^* - b(\theta) = 0 \quad (1)$$

$$g_i(x^*, \theta) \leq 0 \quad i = 1, \dots, m \quad (2)$$

$$\lambda_i^* \geq 0 \quad i = 1, \dots, m \quad (3)$$

$$\lambda_i^* g_i(x^*, \theta) = 0 \quad i = 1, \dots, m \quad (4)$$

$$\nabla_{x^*} f(x^*, \theta) + \sum_{i=1}^m \lambda_i^* \nabla_{x^*} g_i(x^*, \theta) + A(\theta)^T \nu^* = 0 \quad (5)$$

3 Proposed method

KKT-Informed Neural Network (KINN) builds upon the principles of Physics-Informed Neural Networks (PINNs) [5], inducing compliance with Karush-Kuhn-Tucker (KKT) through a learning bias, directly coding their violation into the loss function that will be minimized in the training phase.

The network is designed as a multi-layer perceptron (MLP) and processes a batch of B problem parameters $\Theta \in \mathbb{R}^{B \times k}$, $\Theta_i = \theta^{(i)}$. The network outputs \hat{X} , $\hat{\Lambda}$, \hat{N} . A ReLU function is applied to the branch predicting $\hat{\Lambda}$ to ensure its feasibility.

$$[\hat{X}, \hat{\Lambda}, \hat{N}] = \text{KINN}(\Theta) \quad (6)$$

$$\hat{X} \in \mathbb{R}^{B \times n}, \quad \hat{X}_i = \hat{x}^{(i)} \quad (7)$$

$$\hat{\Lambda} \in \mathbb{R}_+^{0^{B \times m}}, \quad \hat{\Lambda}_i = \hat{\lambda}^{(i)} \quad (8)$$

$$\hat{N} \in \mathbb{R}^{B \times p}, \quad \hat{N}_i = \hat{\nu}^{(i)} \quad (9)$$

Vector-valued loss function consists of four terms that correspond to each KKT conditions:

$$\mathcal{L} = \frac{1}{B} \left[\sum_{i=1}^B \mathcal{L}_S^{(i)}, \sum_{i=1}^B \mathcal{L}_I^{(i)}, \sum_{i=1}^B \mathcal{L}_E^{(i)}, \sum_{i=1}^B \mathcal{L}_C^{(i)} \right] \quad (10)$$

where:

$$\mathcal{L}_S^{(i)} = \|\nabla_{\hat{x}^{(i)}} f(\hat{x}^{(i)}, \theta^{(i)}) + \sum_{j=1}^m \hat{\lambda}_j^{(i)} \nabla_{\hat{x}^{(i)}} g_j(\hat{x}^{(i)}, \theta^{(i)}) + A(\theta^{(i)})^T \hat{\nu}^{(i)}\|_2 \quad (11)$$

$$\mathcal{L}_I^{(i)} = \|\max(0, g_1(\hat{x}^{(i)}, \theta^{(i)})), \dots, \max(0, g_m(\hat{x}^{(i)}, \theta^{(i)}))\|_2 \quad (12)$$

$$\mathcal{L}_E^{(i)} = \|A(\theta^{(i)})\hat{x}^{(i)} - b(\theta^{(i)})\|_2 \quad (13)$$

$$\mathcal{L}_C^{(i)} = \|(\hat{\lambda}_1^{(i)} g_1(\hat{x}^{(i)}, \theta^{(i)}), \dots, \hat{\lambda}_m^{(i)} g_m(\hat{x}^{(i)}, \theta^{(i)}))\|_2 \quad (14)$$

$$(15)$$

This vector-valued loss function is minimized through a Jacobian descent [4]. Let $\mathcal{J} \in \mathbb{R}^{P \times 4}$ the Jacobian matrix of \mathcal{L} , with P the number of parameters of the KINN, $\mathcal{A} : \mathbb{R}^{P \times 4} \rightarrow \mathbb{R}^P$ is called aggregator. The "direction" of the update of networks parameters will be $\mathcal{A}(\mathcal{J})$. The aggregator chosen is $\mathcal{A}_{\text{UPGrad}}$, described in [4].

4 Case study

A renewable energy generator in a power grid is used as a test case for this approach.. The generator's active and reactive power injections (P, Q) are controllable, but they must adhere to physical constraints. As such, the desired setpoints (a_P, a_Q) must be projected onto the feasible set defined by these constraints. This problem is taken from [3].

4.1 Problem description

The feasible set \mathcal{D} (shown in Figure 1) is defined by the physical parameters of the generator $\overline{P}_g \in \mathbb{R}_0^+, P_g^+ \in]0, \overline{P}_g]$, $\overline{Q}_g \in \mathbb{R}_0^+, Q_g^+ \in]0, \overline{Q}_g]$, characterizing the minimum and maximum possible values and the relationships between

active and reactive power, and the dynamic value $P_{g,t}^{(\max)}$ which indicates the maximum power that can be generated at that time given the external conditions (e.g. wind speed, solar radiation, etc.):

$$\mathcal{D} = \{(P, Q) \in \mathbb{R}^2 \mid 0 \leq P \leq P_{g,t}^{(\max)}, -\bar{Q}_g \leq Q \leq \bar{Q}_g, Q \leq \tau_g^{(1)}P + \rho_g^{(1)}, Q \geq \tau_g^{(2)}P + \rho_g^{(2)}\} \quad (16)$$

where:

$$\tau_g^{(1)} = \frac{Q_g^+ - \bar{Q}_g}{\bar{P}_g - P_g^+} \quad (17)$$

$$\rho_g^{(1)} = \bar{Q}_g - \tau_g^{(1)}P_g^+ \quad (18)$$

$$\tau_g^{(2)} = \frac{\bar{Q}_g - Q_g^+}{\bar{P}_g - P_g^+} \quad (19)$$

$$\rho_g^{(2)} = -\bar{Q}_g - \tau_g^{(2)}P_g^+ \quad (20)$$

$$(21)$$

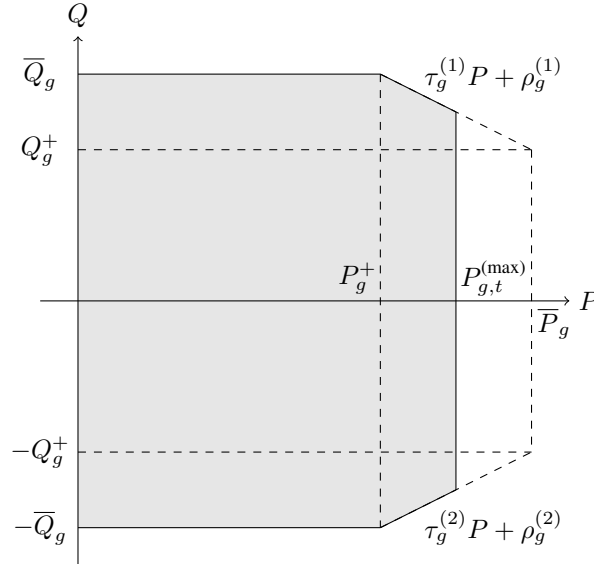


Figure 1: Feasible set \mathcal{D}

The problem could be stated in standard form as:

$$\begin{aligned} \min_{x \in \mathcal{D} \subseteq \mathbb{R}^2} \quad & \frac{1}{2} \|a - x\|_2^2 \\ \text{s.t.} \quad & Gx - h \leq 0 \end{aligned}$$

with $a = (a_P, a_Q)$, $x = (P, Q)$ and:

$$G = \begin{pmatrix} -1 & 1 & 1 & 0 & 0 & -\tau_g^{(1)} & \tau_g^{(2)} \\ 0 & 0 & 0 & -1 & 1 & 1 & 1 \end{pmatrix}^T \quad (22)$$

$$h = \left(0 \quad \bar{P}_g \quad P_{g,t}^{(\max)} \quad \bar{Q}_g \quad \bar{Q}_g \quad \rho_g^{(1)} \quad -\rho_g^{(2)} \right)^T \quad (23)$$

With associated KKT conditions:

$$Gx^* - h \leq 0 \quad (24)$$

$$\lambda_i^* \geq 0 \quad i = 1, \dots, 7 \quad (25)$$

$$G^T \lambda^* = 0 \quad (26)$$

$$(a - x^*) + G^T \lambda^* = 0 \quad (27)$$

4.2 Experimental results

The problem described has a two-dimensional optimization variable, seven scalar parameters and seven constraints:

$$[\hat{X}, \hat{\Lambda}] = \text{KINN}(\Theta) \quad (28)$$

with:

$$\Theta \in \mathbb{R}^{B \times 7}, \quad \Theta_i = (a_P^{(i)}, a_Q^{(i)}, \bar{P}_g^{(i)}, P_g^{+(i)}, \bar{Q}_g^{(i)}, Q_g^{+(i)}, P_{g,t}^{(\max)^{(i)}}) \quad (29)$$

$$\hat{X} \in \mathbb{R}^{B \times 2}, \quad \hat{X}_i = \hat{x}^{(i)} = (\hat{P}^{(i)}, \hat{Q}^{(i)}) \quad (30)$$

$$\hat{\Lambda} \in \mathbb{R}_+^{0^{B \times 7}}, \quad \hat{\Lambda}_i = \hat{\lambda}^{(i)} \quad (31)$$

The network is composed by three hidden layers of 512 neurons each, with a LeakyReLU (negative slope of 0.01) as activation function and a skip connection around each hidden layer.

At each training step, a random batch of parameters Θ was sampled:

$$a_P^{(i)} \sim U(0 \text{ p.u.}, 1 \text{ p.u.}) \quad (32)$$

$$a_Q^{(i)} \sim U(-1 \text{ p.u.}, 1 \text{ p.u.}) \quad (33)$$

$$\bar{P}_g^{(i)} \sim U(0.2 \text{ p.u.}, 0.8 \text{ p.u.}) \quad (34)$$

$$P_g^{+(i)} \sim U(0 \text{ p.u.}, \bar{P}_g^{(i)}) \quad (35)$$

$$\bar{Q}_g^{(i)} \sim U(0.2 \text{ p.u.}, 0.8 \text{ p.u.}) \quad (36)$$

$$Q_g^{+(i)} \sim U(0 \text{ p.u.}, \bar{Q}_g^{(i)}) \quad (37)$$

$$P_{g,t}^{(\max)^{(i)} \sim U(0 \text{ p.u.}, \bar{P}_g^{(i)}) \quad (38)$$

Models parameters were update to minimize the following vector-valued loss function:

$$\mathcal{L} = \frac{1}{B} \left[\sum_{i=1}^B \mathcal{L}_S^{(i)}, \sum_{i=1}^B \mathcal{L}_I^{(i)}, \sum_{i=1}^B \mathcal{L}_C^{(i)} \right] \quad (39)$$

where:

$$\mathcal{L}_S^{(i)} = \|(a^{(i)} - \hat{x}^{(i)}) + G^{(i)T} \hat{\lambda}^{(i)}\|_2 \quad (40)$$

$$\mathcal{L}_I^{(i)} = \|\max(0, G^{(i)} \hat{x} - h^{(i)})\|_2 \quad (41)$$

$$\mathcal{L}_C^{(i)} = \|G^{(i)T} \hat{\lambda}^{(i)}\|_2 \quad (42)$$

$$(43)$$

4.2.1 Training

Training was performed with the Adam optimization algorithm with an intial learning rate of 10^{-3} and an exponential scheduler for the latter with a γ of 0.99986. An early stopping condition occurred when no progress occurred on any of the constituent terms of the loss for 5000 steps.

Finally, the training lasted 3583 steps reaching final values shown in Table 1, while the evolution along the various steps is in Figure 2.

Table 1: Final values

Loss	Value
\mathcal{L}_S	0.3519
\mathcal{L}_I	0.0020
\mathcal{L}_C	0.0000

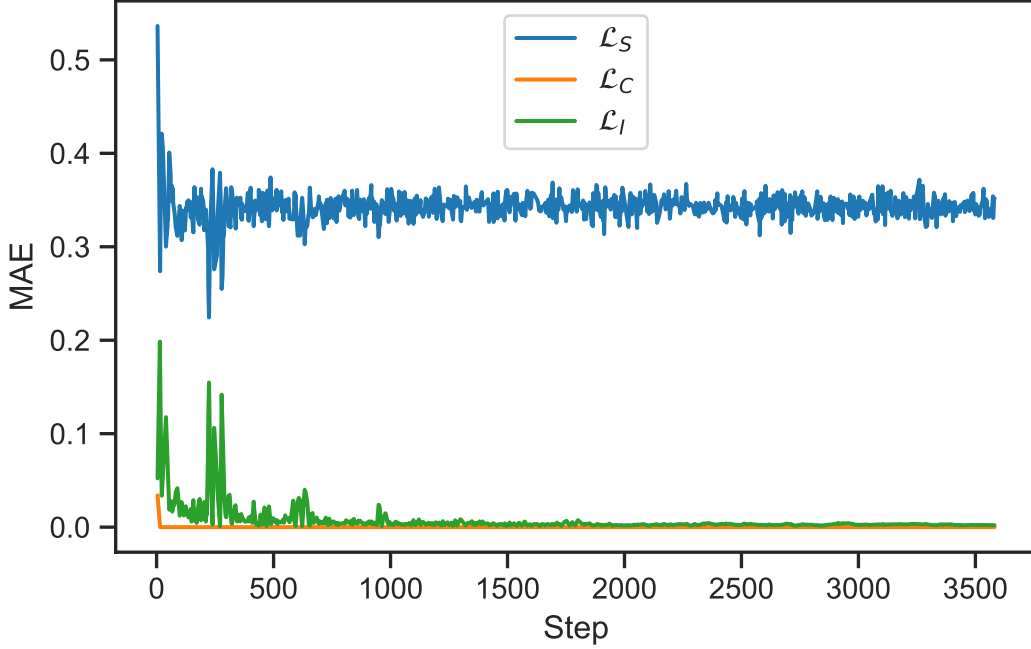


Figure 2: Loss terms during training

4.2.2 Evaluation

To evaluate the approach presented here, the “cvxpylayers” library [1], which implements a batched solver via multi-threading, was used as a baseline. The validation set consists of 1000 samples, generated by taking the physical parameters of the two generators present in the use case presented in [3] and, for each of them, simulating 500 random inputs (a_P, a_Q) and external condition $P_{g,t}^{(\max)}$. Specifically these parameters are:

$$[\bar{P}_g^{(i)}, P_g^{+(i)}, \bar{Q}_g^{(i)}, Q_g^{+(i)}]_1 = [0.3, 0.2, 0.3, 0.15] \quad (44)$$

$$[\bar{P}_g^{(i)}, P_g^{+(i)}, \bar{Q}_g^{(i)}, Q_g^{+(i)}]_2 = [0.5, 0.35, 0.5, 0.2] \quad (45)$$

The metrics for validation were the mean absolute error (MAE) and R^2 . Last values are shown in Table 2, while the evolution along the various steps is in Figure 3.

By increasing the number of points, an inference time comparison was performed on an Apple M2 Pro processor with backend for PyTorch’s MPS. The difference is remarkable, about two orders of magnitude (Figure 4): with a batch size of 1000, cvxpylayers took 2.35 s as opposed to KINN’s 0.06 s.

Table 2: Evaluation metrics

Metric	Value
MAE	0.0056 p.u.
R^2	0.9972

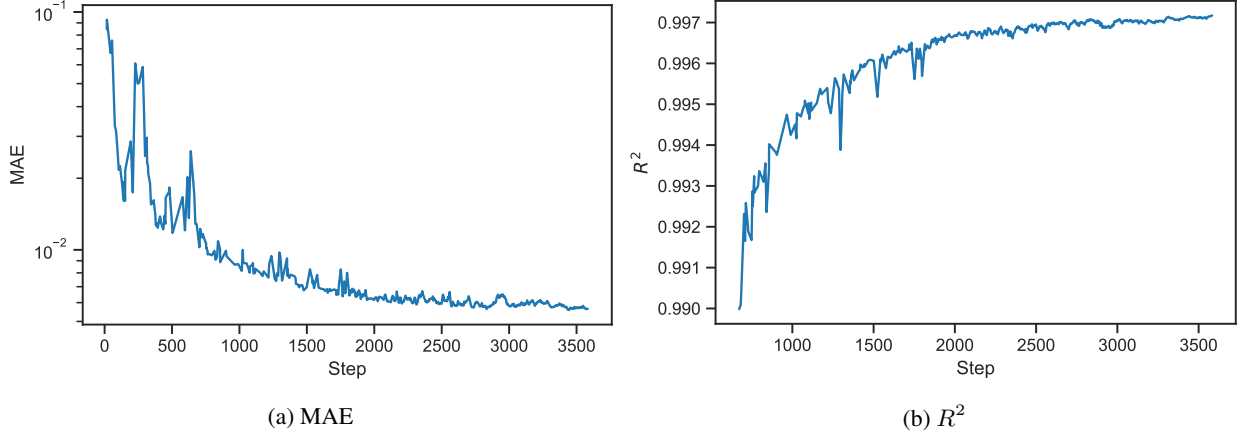


Figure 3: Evaluation metrics

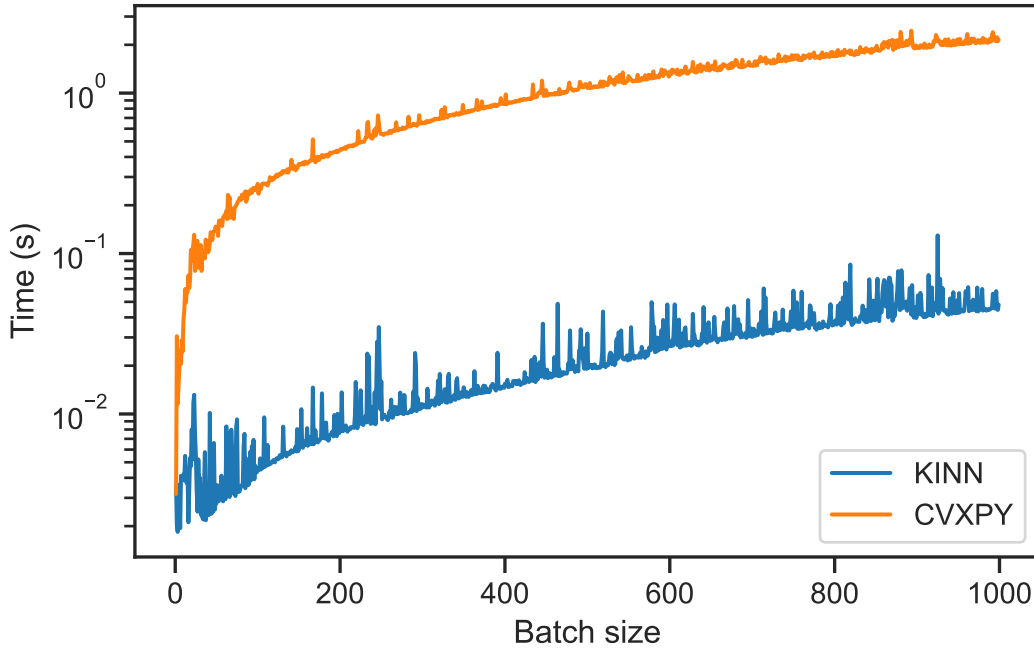


Figure 4: Computation time comparison

5 Conclusions

KKT-Informed Neural Network (KINN) was introduced as a neural network-based approach for solving parametric convex optimization problems. The method leverages the Karush-Kuhn-Tucker (KKT) conditions as a learning bias, integrating them into the loss function to ensure that the network’s predictions adhere to the necessary optimality criteria. This allows the network to efficiently estimate solutions while sacrificing some degree of guaranteed optimality in favor of significant improvements in computational speed and scalability.

The experimental results from the provided test case demonstrated that KINN is highly effective in providing near-optimal solutions while enabling parallel problem-solving. The comparison with traditional tools, highlighted KINN's ability to solve optimization problems in a fraction of the time, with minimal loss of accuracy. Metrics such as mean absolute error (MAE) and R^2 confirm that KINN produces reliable solutions within acceptable tolerances for real-world applications. Although some optimality is traded for speed, KINN provides a highly practical tool for scenarios where rapid decision-making is critical.

In future work, the potential for expanding this approach to handle non-convex optimization problems will be explored. Additionally, hybrid architectures that combine KINN with traditional optimization methods may offer further improvements in performance, providing a balance between speed and guaranteed optimality across a broader range of problem domains.

References

- [1] Akshay Agrawal, Brandon Amos, Shane Barratt, Stephen Boyd, Steven Diamond, and Zico Kolter. Differentiable Convex Optimization Layers. URL <https://arxiv.org/abs/1910.12430v1>.
- [2] Stephen P. Boyd and Lieven Vandenbergh. *Convex Optimization*. Cambridge University Press. ISBN 978-0-521-83378-3.
- [3] Robin Henry and Damien Ernst. Gym-ANM: Reinforcement learning environments for active network management tasks in electricity distribution systems. 5:100092. ISSN 2666-5468. doi: 10.1016/j.egyai.2021.100092. URL <https://www.sciencedirect.com/science/article/pii/S266654682100046X>.
- [4] Pierre Quinton and Valérian Rey. Jacobian Descent for Multi-Objective Optimization. URL <https://arxiv.org/abs/2406.16232v1>.
- [5] M. Raissi, P. Perdikaris, and G. E. Karniadakis. Physics-informed neural networks: A deep learning framework for solving forward and inverse problems involving nonlinear partial differential equations. 378:686–707. ISSN 0021-9991. doi: 10.1016/j.jcp.2018.10.045. URL <https://www.sciencedirect.com/science/article/pii/S0021999118307125>.