

**LIQUID-LIQUID EQUILIBRIA FOR SYSTEMS CONTAINING 4-
PHENYLBUTAN-2-ONE OR BENZYL ETHANOATE AND SELECTED
ALKANES**

CRISTINA ALONSO TRISTÁN⁽¹⁾, JUAN ANTONIO GONZÁLEZ*⁽²⁾, FERNANDO
HEVIA,⁽²⁾ ISAÍAS GARCÍA DE LA FUENTE⁽²⁾ AND JOSÉ CARLOS COBOS⁽²⁾

⁽¹⁾ Dpto. Ingeniería Electromecánica. Escuela Politécnica Superior. Avda. Cantabria s/n.
09006 Burgos, (Spain)

⁽²⁾ G.E.T.E.F., Departamento de Física Aplicada, Facultad de Ciencias, Universidad de
Valladolid, Paseo de Belén, 7, 47011 Valladolid, Spain,

*e-mail: jagl@termo.uva.es; Fax: +34-983-423136; Tel: +34-983-423757

ABSTRACT

The method of the critical opalescence with a laser scattering technique has been employed for the determination of the liquid-liquid equilibrium (LLE) curves for the systems 4-phenylbutan-2-one + $\text{CH}_3(\text{CH}_2)_n\text{CH}_3$ ($n = 10,12,14$) and for benzyl ethanoate + $\text{CH}_3(\text{CH}_2)_n\text{CH}_3$ ($n = 12,14$). The mixtures are characterized by having an upper critical solution temperature (UCST), which increases with n . The corresponding LLE curves have a rather horizontal top and become shifted to higher concentration of the polar compound when n is increased. Calorimetric data and LLE measurements show that the aromaticity effect leads to stronger interactions between molecules of the polar compound considered with respect to those between homomorphic linear molecules with the same functional group. This has been ascribed to proximity effects arising from the presence of the polar group and the aromatic ring within the same molecule. Proximity effects become weaker in the sequence: 1-phenylpropan-2-one > 4-phenylbutan-2-one > 1-phenylethanone, and are more relevant in benzyl ethanoate than in ethyl benzoate molecules. The DISQUAC group contribution model represents correctly the coordinates of the critical points of the investigated systems and the symmetry of the LLE curves.

Keywords: LLE, aromatic polar compound, proximity effects, DISQUAC

1. Introduction

This work is part of a series concerned with the research of mixtures involving aromatic polar compounds. Up to now, we have investigated systems with aromatic amines¹⁻⁸ [1-8] (anilines, 2-amino-1-methylbenzene, 1-phenylmethanamine, 1*H*-pyrrole, quinoline or imizadoles); aromatic alcohols⁹⁻¹⁰ (phenol or phenylmethanol), or aromatic alkanals, ketones or alkanoates.¹¹⁻¹³ Now, we report LLE measurements for 4-phenylbutan-2-one or benzyl ethanoate + alkane systems. Previously, we have provided LLE data for 4-phenylbutan-2-one + decane, or benzyl ethanoate + dodecane mixtures.¹³ The presence of the phenyl group and of a polar group X in the same molecule (in this investigation, X = CO, or COO) leads to the existence of proximity effects between the mentioned groups. Such effects are of intramolecular character and it is well known that may have a decisive influence on the interaction parameters of the statistical model applied for the characterization of the systems under study. For example, main groups for phenol or aniline have been defined in the framework of the UNIFAC model (Dortmund version)¹⁴ for a better representation of the thermodynamic properties of their mixtures. The data reported in this work are used to improve the DISQUAC^{15,16} matrix of interaction parameters for contacts where the CO or COO groups participate.^{11,13} On the other hand, the investigation of systems with aromatic heteroatoms is needed for a deeper understanding of the π - π interactions and of the non-conventional H-bonds.^{17,18} The functional CO and COO groups are particularly relevant. The former is encountered in proteins and hormones. The COO group attached to an aromatic ring is commonly used as amine protecting group of amino acids and it is of importance in peptide synthesis.¹⁹ Aromatic esters are widely used in the manufacture of odorants and flavouring chemicals.

2. Experimental

2.1 Materials. Table 1 shows some properties of the pure compounds used along the work: source, purity, water contents, determined by the Karl-Fischer method, and density (ρ). The chemicals were employed without further purification. Densities were determined using a vibrating-tube densimeter and a sound analyser, Anton Paar model DSA-5000. The repeatability of the ρ measurements is $5 \cdot 10^{-3} \text{ kg} \cdot \text{m}^{-3}$, while their relative standard uncertainty is 0.0001. Accordingly to the results shown in Table 1, there is a good agreement between our ρ measured values and literature data.

2.2 Apparatus and Procedure

Mixtures were prepared by mass by means of an analytical balance HR-202 (weighing accuracy 10^{-5} g), in small Pyrex tubes (0.009 m i.d. and about 0.04 m length). The tubes were immediately sealed by capping at 0.1 MPa and 298.15 K. Mole fractions were calculated using

the relative atomic mass table of 2015 issued by the Commission on Isotopic Abundances and Atomic Weights (IUPAC)²⁰

As in previous applications, the coexistence curves of liquid-liquid equilibrium were determined by the method of the critical opalescence. Details of the experimental method can be found elsewhere.²¹ The equilibrium temperatures were measured by means of a Pt-1000 resistance, calibrated according to the ITS-90 scale of temperature, against the triple point of the water and the fusion point of Ga. The precision of the equilibrium temperature measurements is 0.001 K, with an estimated standard uncertainty of 0.05 K. The reproducibility of the mentioned temperatures is 0.02 K for values close to the upper critical solution temperature (UCST). For the equilibrium composition measurements, the standard uncertainty of the mole fraction is 0.0005. This estimation takes also into account that the more volatile compound is partially evaporated to the free volume of the ampoule ($\approx 1.17 \cdot 10^{-6} \text{ m}^3$).

3. Experimental results

Table 2 lists the directly measured liquid-liquid equilibrium temperatures, T , vs. the mole fraction of the aromatic polar compound, x_1 , for the mixtures: 4-phenylbutan-2-one + dodecane, or + tetradecane, or + hexadecane, or benzyl ethanoate + tetradecane, or + hexadecane. No data have been encountered in the literature for comparison. The data are shown graphically in Figures 1 and 2.

The coexistence curves determined show a rather flat maximum and become progressively skewed towards higher x_1 values when the alkane size is increased in mixtures with a given polar component. In addition, the UCST of these systems increases with the alkane size. These features are also encountered in many others mixtures previously investigated as those formed by alkane and 1-phenylethanone,¹¹ or 1-phenylpropan-2-one¹³ or phenylmethanal,¹² or aromatic alcohols,¹⁰ or aromatic amines, or linear organic carbonate, or acetic anhydride, or alkoxyethanol, or linear polyether (source of experimental data may be found in reference¹³).

As usually, the experimental (x_1, T) pairs obtained for each system were correlated with the equation:^{22,23}

$$T / K = T_c / K + k |y - y_c|^m \quad (1)$$

where

$$y = \frac{\alpha x_1}{1 + x_1(\alpha - 1)} \quad (2)$$

$$y_c = \frac{\alpha x_{1c}}{1 + x_{1c}(\alpha - 1)} \quad (3)$$

In equations (1)-(3), m , k , α , T_c and x_{1c} are the parameters which must be fitted against the experimental data. Particularly, (x_{1c}, T_c) stand for the coordinates of the critical point. It should be remarked that, when $\alpha = 1$, equation (1) is similar to :²⁴⁻²⁶

$$\Delta\lambda = B\tau^\beta \quad (4)$$

where $\Delta\lambda_1 = \lambda_1' - \lambda_2''$ is the so-called order parameter, $\tau (= (T_c - T)/T_c)$ represents the reduced temperature and β denotes the critical exponent connected to $\Delta\lambda_1$. The order parameter may be any density variable in the conjugate phase (here, $\lambda_1 = x_1$). The value of the critical exponent β depends on the theory applied to its determination.^{24,27}

The adjustment of the m , k , α , T_c and x_{1c} parameters was conducted by means of the Marquardt algorithm²⁸ with all the points weighted equally. Values of the fitted parameters and of the standard deviations for LLE temperatures, $\sigma(T)$, are given in Table 3, The standard deviations are calculated from:

$$(\sigma(T)/K) = \left[\sum (T_{\text{exp}} - T_{\text{calc}})^2 / (N - n) \right]^{1/2} \quad (5)$$

Here, N and n are, respectively, the number of data points and the number of fitted parameters. Equation (1) fits well the experimental measurements.

4. Discussion

Along the present section, we are referring to H_m^E values at 298.15 K and $x_1 = 0.5$. Firstly, we note that the H_m^E values of alkane systems including an aromatic polar compound are larger than those of mixtures where the polar group is situated within a linear chain. For example, $H_m^E(n\text{-C}_7)/\text{J}\cdot\text{mol}^{-1} = 1492$ (1-phenylethanone);²⁹ 886 (heptan-2-one);³⁰ 1361 (phenylmethanal);³¹ 1066 (pentanal);³² 1154 (ethyl benzoate);³³ 528 (ethyl hexanoate).³⁴ Therefore, it is possible to conclude that interactions between like molecules are stronger in mixtures including aromatic polar compounds. The existence of miscibility gaps for such systems at temperatures not far from 298.15 K confirms this point (Figure 3).^{11,13} The observed behaviour can be ascribed to the existence of proximity effects (intramolecular effects) between the aromatic ring and the polar group within the same molecule. In contrast, intermolecular effects are present in systems of the type linear polar compound + benzene, where the aromatic

ring and polar group belong to different molecules. These intermolecular effects lead to lower H_m^E values than those given above for aromatic polar compound + heptane mixtures, as it is indicated by the following examples: $H_m^E(\text{benzene})/\text{J}\cdot\text{mol}^{-1} = 138$ (2-propanone);³⁵ -171 (2-hexanone);³⁶ 54 (propanal); -82 (pentanal);³⁷ 84 (ethyl ethanoate).³³

The variation of proximity effects with the distance between the polar group and the aromatic ring strongly depends on the polar group under consideration. In the case of aromatic alkanones, the mentioned effects become weaker in the sequence: 1-phenylpropan-2-one > 4-phenylbutan-2-one > 1-phenylethanone, as for mixtures with a given alkane, the corresponding values of UCST (Figure 3) and of H_m^E decrease in the same order. Thus, $H_m^E(n\text{-C}_7)/\text{J}\cdot\text{mol}^{-1} = 1680$ (1-phenylpropan-2-one)²⁹ > 1604 (4-phenylbutan-2-one)³⁸ > 1480 (1-phenylethanone).²⁹ All this allows conclude that alkanone-alkane interactions become weakened in the same sequence. Interactions between like molecules are also stronger in benzyl ethanoate systems than in those with ethyl benzoate, as $H_m^E(n\text{-C}_7)/\text{J}\cdot\text{mol}^{-1} = 1783$ (benzyl ethanoate);³⁹ 1154 (ethyl benzoate).³³ An inversion of this behaviour is encountered in mixtures containing heptane and phenol (UCST = 327.3 K)⁴⁰ or phenylmethanol (323.7 K).¹⁰

It is interesting to compare results for mixtures with isomeric polar molecules and an alkane. Here, we remark the rather large difference between the UCST values of heptane mixtures involving methyl 2-phenylacetate (278.7 K) or benzyl acetate (263.0 K),⁴¹ what clearly indicates that interactions between like molecules are stronger in systems with the former aromatic ester. On the other hand, Figure 3 shows that the UCST values of 1-phenylpropan-2-one mixtures are higher than those of benzyl acetate systems. This reveals that interactions between like molecules are weaker in the latter mixtures. However, the $H_m^E(n\text{-C}_7)/\text{J}\cdot\text{mol}^{-1}$ values change in the opposite way: 1783 (benzyl ethanoate)³⁹ > 1680 (1-phenylpropan-2-one),²⁹ what suggests that dispersive interactions are more relevant in mixtures with the ester.

In previous works,^{11,13} we have characterized aromatic alkanone or alkanolate + alkane systems in terms of DISQUAC,^{15,16} providing the needed interaction parameters. Here, we have explored the validity of the mentioned parameters for the representation of the LLE curves of the studied mixtures. Details on DISQUAC, equations and fitting procedure, can be found elsewhere.^{42,43} We merely remark that the temperature dependence of the interaction parameters is expressed in terms of the DIS (dispersive) and QUAC (quasichemical) interchange coefficients,⁴² $C_{st,l}^{\text{DIS}}; C_{st,l}^{\text{QUAC}}$ where $s \neq t$ are two contact surfaces present in the mixture and $l = 1$ (Gibbs energy); $l = 2$ (enthalpy); $l = 3$ (heat capacity). The investigated systems are built by three surfaces: type a, aliphatic (CH_3 , CH_2 , in alkanes or aromatic polar compounds), type b, aromatic (C_6H_5 in aromatic polar compound) and type k (CO in aromatic ketone, or COO in

aromatic ester). The three surfaces generate three contacts: (a,b); (a,k) and (b,k). The interchange coefficients of the (a,b) contacts are merely dispersive and are available in the literature.⁴⁴ The (b,k) contacts in aromatic alkanooate systems are also represented by DIS parameters only, while the remainder contacts are described by DIS and QUAC interchange coefficients.¹³ The $C_{bk,1}^{DIS/QUAC}$ ($l = 1,2,3$) coefficients have been used without modification.¹³ However, as in other previous DISQUAC studies as those on mixtures including *N,N*-dialkylamides,⁴² or pyridine⁴⁵ or phenylmethanol,¹⁰ or 1-phenylethanone,¹¹ calculations show that the $C_{ak,1}^{DIS}$ coefficients must be assumed to be dependent on the alkane size (Table 4) in order to provide a correct representation of the coordinates of the critical points (Table 3). This is due to theoretical LLE calculations are developed assuming that G_m^E (molar excess Gibbs energy) is an analytical function close to the critical point, as DISQUAC is a mean field theory. However, it is well known that thermodynamic functions are expressed in terms of scaling laws with universal critical exponents and universal scaling functions.²⁴ This also leads to the calculated LLE curves are more rounded than the experimental ones at temperatures near to the UCST (Figures 1,2) and too high at the UCST and too low at the LCST²⁴ (lower critical solution temperature). Nevertheless, an important result is that DISQUAC represents the change in the symmetry of the LLE curves for the benzyl ethanoate mixtures when the alkane size is increased (Figure 2).

5. Conclusions

LLE curves have been experimentally obtained for the mixtures 4-phenylbutan-2-one + dodecane, or + tetradecane, or + hexadecane and benzyl ethanoate + tetradecane, or + hexadecane. All the curves show an UCST, which increases with the alkane size. Alkanone-alkanone interactions become weaker in the order: 1-phenylpropan-2-one > 4-phenylbutan-2-one > 1-phenylethanone and proximity effects between the phenyl ring and the CO group become also weaker in the same sequence. Proximity effects are also more relevant in benzyl ethanoate than in ethyl benzoate. DISQUAC describes correctly the coordinates of the critical points and the shape of the LLE curves using dispersive Gibbs energy parameters dependent on the alkane for the CH₂/X (X =CO, or COO) contacts.

Funding

F. Hevia gratefully acknowledges the grant received from the program ‘Ayudas para la Formación de Profesorado Universitario (convocatoria 2014), de los subprogramas de Formación y de Movilidad incluidos en el Programa Estatal de Promoción del Talento y su Empleabilidad, en el marco del Plan Estatal de Investigación Científica y Técnica y de Innovación 2013-2016, de la Secretaría de Estado de Educación, Formación Profesional y Universidades, Ministerio de Educación, Cultura y Deporte, Gobierno de España’.

6. Literature cited

- (1) González, J.A.; Mozo, I.; García de la Fuente, I.; Cobos, J.C. Thermodynamics of binary mixtures containing amines. IV. Systems with aniline. *Can. J. Chem.*, **2005**, *83*, 1812-1825.
- (2) González, J.A.; Alonso, I.; Alonso-Tristán, C.; García de la Fuente, I.; Cobos, J.C. Thermodynamics of mixtures containing amines. XI. Liquid + liquid equilibria and molar excess enthalpies at 298.15 K for *N*-methylaniline + hydrocarbon systems. Characterization in terms of DISQUAC and ERAS models. *J. Chem. Thermodyn.*, **2013**, *56*, 89-98.
- (3) Fernández-Regúlez, M.; Mozo, I.; González, J.A.; García de la Fuente, I.; Cobos, J.C. Thermodynamics of mixtures containing amines. VI. Liquid-liquid equilibria of *o*-toluidine + selected alkanes. *Fluid Phase Equilib.*, **2007**, *259*, 39-44.
- (4) Alonso-Tristán, C.; González, J.A.; García de la Fuente, I.; Cobos, J.C. Thermodynamics of mixtures containing amines. XV. Liquid-liquid equilibria for benzylamine + CH₃(CH₂)_{*n*}CH₃ (*n* = 8,9,10,12,14). *J. Chem. Eng. Data* **2014**, *59*, 2101-2105.
- (5) Páramo, R.; Alonso, V.; González, J.A.; García de la Fuente, I.; Casanova, C.; Cobos, C. Thermodynamics of mixtures containing amines. XIV. C_{pm}^E of benzylamine with heptane at 293.15 K, or with methanol, 1-propanol, or 1-pentanol at 293.15-308.15 K. *Thermochim. Acta*, **2014**, *586*, 75-79.
- (6) Domanska, U.; Zawadzki, M.; Królikowski, M.; González, J.A. Phase equilibria and excess molar enthalpies study of the binary systems (pyrrole + hydrocarbon, or an alcohol) and modeling. *Fluid Phase Equilib.*, **2014**, *361*, 116-129.
- (7) González, J.A.; Domanska, U.; Zawadzki, M. Thermodynamics of organic mixtures containing amines. VIII. Systems with quinoline. *J. Chem. Thermodyn.*, **2008**, *40*, 1261-1268.
- (8) Domanska, U.; Zawadzki, M.; González, J.A. Thermodynamics of organic mixtures containing amines. X. Phase equilibria for binary systems formed by imidazoles and hydrocarbons: experimental data and modelling using DISQUAC. *J. Chem. Thermodyn.*, **2010**, *42*, 545-552.
- (9) González, J.A.; García de la Fuente, I.; Cobos, J.C. Application of a purely physical model (DISQUAC) to binary mixtures of phenol and organic solvents. *Ber. Bunsenges. Phys. Chem.*, **1996**, *100*, 1746-1751.

- (10) González, J.A.; Alonso-Tristán, C.; García de la Fuente, I.; Cobos, J.C. Thermodynamics of mixtures containing aromatic alcohols. 1. Liquid-liquid equilibria for (phenylmethanol + alkane) systems. *J. Chem. Eng. Data*, **2012**, *57*, 1186-1191.
- (11) González, J.A.; Alonso-Tristán, C.; García de la Fuente, I.; Cobos, J.C. Liquid-liquid equilibria for acetophenone + *n*-alkane mixtures and characterization of acetophenone systems using DISQUAC. *Fluid Phase Equilib.*, **2015**, *391*, 39-48.
- (12) González, J.A.; Alonso-Tristán, C.; García de la Fuente, I.; Cobos, J.C. Liquid-liquid equilibria for benzaldehyde + *n*-alkane mixtures and characterization of benzaldehyde + hydrocarbon systems in terms of DISQUAC. *Fluid Phase Equilib.*, **2014**, *366*, 61-68.
- (13) González, J.A.; Alonso-Tristán, C.; García de la Fuente, I.; Cobos, J.C. Thermodynamics of aromatic polar compound (alkanone, alkanal, alkanolate) + hydrocarbon mixtures. *Fluid Phase Equilib.*, **2016**, *421*, 49-58.
- (14) Gmehling J.; Li J.; Schiller M. A modified UNIFAC model. 2. Present parameter matrix and results for different thermodynamic properties. *Ind. Eng. Chem. Res.*, **1993**, *32*, 178-193.
- (15) Kehiaian H.V. Group contribution methods for liquid mixtures: a critical review. *Fluid Phase Equilib.*, **1983**, *13*, 243-252.
- (16) Kehiaian H.V. Thermodynamics of binary liquid organic mixtures. *Pure & Appl. Chem.*, **1985**, *57*: 15-30.
- (17) Meyer, E.; Castellano, R.K.; Diederich, F. Interactions with aromatic rings in chemical and biological recognition. *Angew. Chem. Int. Ed.*, **2003**, *42*, 1210-1250.
- (18) Newberry, R.W.; Bartlett, G.J.; Van Veller, B.; Woolfson, D.N.; Raines, R.T. Signatures of $n \rightarrow \pi^*$ interactions in proteins. *Protein Sci.*, **2014**, *23*, 284-288.
- (19) Ragnarsson, U.; Grehn, L. Dual protection of amino functions involving Boc. *RSC Adv*, **2013**, *3*, 18691-18697.
- (20) CIAAW, Atomic weights of the elements 2015, ciaaw.org/atomic-weights.htm, **2015**.
- (21) Alonso, V.; Alonso, I.; Mozo, I.; González, J.A.; García de la Fuente, I.; Cobos, J.C. Thermodynamics of mixtures containing a strongly polar compound. 9. Liquid-liquid equilibria for ϵ -caprolactam + selected alkanes. *J. Chem. Eng. Data* **2010**, *55*, 2263-2266.
- (22) Ott, J. B.; Holscher, I. F.; Schneider, G. M., (Liquid-Liquid) phase equilibria in (methanol + heptane) and (methanol + octane) at pressures from 0.1 to 150 MPa. *J. Chem. Thermodyn.* **1986**, *18*, 815-826.

- (23) Haarhaus, U.; Schneider, G. M., (Liquid + liquid) phase equilibria in (methanol + butane) and (methanol + pentane) at pressures from 0.1 to 140 MPa. *J. Chem. Thermodyn.* **1988**, *20*, 1121-1129.
- (24) Rowlinson, J. S.; Swinton, F. L., *Liquids and Liquid Mixtures*, **1982**.
- (25) Stanley, H. E., *Introduction to Phase Transitions and Critical Phenomena*, **1971**.
- (26) Novak, J. P.; Matous, J.; Pick, J., *Liquid-Liquid Equilibria*, **1987**.
- (27) Rubio, M. A.; González, J. A.; García De La Fuente, I.; Cobos, J. C. Thermodynamic properties of *n*-alkoxyethanols + organic solvents mixtures VIII. Liquid-liquid equilibria of systems containing 2-methoxyethanol and alkanes (C₆H₁₂ and CH₃-(CH₂)_u-CH₃, u = 3,4,6,8). *Fluid Phase Equilib.* **1998**, *143*, 111-123.
- (28) Bevington, P. R., *Data Reduction and Error Analysis for the Physical Sciences*, **1969**.
- (29) Urdaneta, O.; Haman, S.; Handa, Y.P.; Benson, G.C. Thermodynamic properties of binary mixtures containing ketones IV. Excess enthalpies of acetophenone + an *n*-alkane and phenylacetone + an *n*-alkane. *J. Chem. Thermodyn.*, **1979**, *11*, 851-856.
- (30) Urdaneta, O.; Handa, Y.P.; Benson, G.C. Thermodynamic properties of binary mixtures containing ketones V. Excess enthalpies of an isomeric heptanone + *n*-heptane. *J. Chem. Thermodyn.*, **1979**, *11*, 857-860.
- (31) Ferino, I.; Marongiu, B.; Solinas, V.; Torraza, S. Excess enthalpies of some aromatic aldehydes in *n*-hexane, *n*-heptane and benzene. *Thermochim. Acta*, **1982**, *57*, 147-154.
- (32) Ferino, I.; Marongiu, B.; Solinas, V. Torraza, S.; Kehiaian, H.V. Thermodynamic properties of binary mixtures containing aldehydes. I. Excess enthalpies of some *n*-alkanal + *n*-alkane mixtures: measurement and analysis in terms of a quasi-chemical group contribution model and estimation of excess Gibbs energies. *Fluid Phase Equilib.*, **1983**, *12*, 125-142.
- (33) Grolier, J.-P.E.; Ballet, D.; Viillard, A. Thermodynamics of ester-containing mixtures. Excess enthalpies and excess volumes for alkyl acetates and alkyl benzoates + alkanes, + benzene, + toluene, and + ethylbenzene. *J. Chem. Thermodyn.*, **1974**, *6*, 895-908.
- (34) Vidal, M.; Ortega, J. Thermodynamic properties of (an ethyl ester + an *n*-alkane) IX. H_m^E and V_m^E for $\{x \text{CH}_3(\text{CH}_2)_u\text{COOCH}_2\text{CH}_3 + (1-x) \text{CH}_3(\text{CH}_2)_{2v+1}\text{CH}_3\}$ with $u = 0$ to 5 and $v = 1$ to 7. *J. Chem. Thermodyn.*, **1997**, *29*, 47-74.

- (35) Akamatsu, Y.; Ogawa, H.; Murakami, S. Molar excess enthalpies, molar excess volumes and molar isentropic compressions of mixtures of 2-propanone with heptane, benzene and trichloromethane at 298.15 K. *Thermochim. Acta*, **1987**, *113*, 141-150.
- (36) Marongiu, B.; Dernini, S.; Lepori, L.; Matteoli, E. Calorimetric study of molecular interactions in mixtures of substances containing carbonyl groups. *Thermochim. Acta*, **1989**, *149*, 111-121.
- (37) Marongiu, B. Thermodynamics of binary mixtures containing aldehydes. Excess enthalpies of *n*-alkanals + benzene and + tetrachloromethane. *Thermochim. Acta*, **1985**, *95*, 105-110.
- (38) Marongiu, B.; Piras, A.; Porcedda, S.; Tuveri, E. Excess enthalpies of aromatic ether or aromatic ketone(1) + *n*-heptane(2) mixtures. *J. Thermal Anal. Calorim.*, **2008**, *92*, 137-144.
- (39) Ortega, J.; Legido, J.L. Revision of interaction parameters for estimating the enthalpies of mixtures of benzyl ethanoate + *n*-alkanes or 1-chloroalkanes using the UNIFAC model with presentation of new experimental data. *Fluid Phase Equilib.*, **1993**, *86*, 251-273.
- (40) Matsuda, H.; Fujita, M.; Ochi, K. Measurement and correlation for high-viscosity binary systems: aniline + methylcyclohexane, phenol + heptane, phenol + octane, and glycerol + 1-pentanol. *J. Chem. Eng. Data*, **2003**, *48*, 1076-1080.
- (41) Manzini, G.; Crescenzi, V. Liquid-liquid equilibria in *n*-heptane + methyl phenylacetate and *n*-heptane + phenylacetate mixtures. *Int. Data Ser. Selec. DATA Mixtures, Ser. A.*, **1977**, *1*, 60-61
- (42) González, J.A.; García de la Fuente, I.; Cobos, J.C. Thermodynamics of mixtures with strongly negative deviations from the Raoult's law. Part 4. Application of the DISQUAC model to mixtures of 1-alkanols with primary or secondary linear amines. Comparison with Dortmund UNIFAC and ERAS results. *Fluid Phase Equilib.*, **2000**, *168*, 31-58.
- (43) González, J.A.; Cobos, J.C.; García de la Fuente, I. Thermodynamics of liquid mixtures containing a very strongly polar compound. Part 6. DISQUAC characterization of *N,N*-dialkylamides. *Fluid Phase Equilibria*, **2004**, *224*, 169-183.
- (44) Cannas, A.; Marongiu, B.; Porcedda, S. Thermodynamic properties of *n*-alkylbenzene + *n*-alkane or cyclohexane mixtures. Comparison with DISQUAC predictions. *Thermochim. Acta*, **1998**, *311*, 1-19.

- (45) González, J.A.; Mozo, I.; García de la Fuente, I.; Cobos, J.C. Thermodynamics of organic mixtures containing amines. V. Systems with pyridines. *Thermochim. Acta* **2006**, *441*, 53-68.
- (46) Grolier, J.-P.E.; Kiyohara, O.; Benson, G.C. Thermodynamic properties of binary mixtures containing ketones. II. Excess enthalpies of some aromatic ketones + *n*-hexane, benzene, and + tetrachloromethane. *J. Chem. Thermodyn.*, **1977**, *9*, 697-703.
- (47) Chen, K.-D.; Lin, Y.F.; Tu, C.-H. Densities, viscosities, refractive indexes, and surface tensions for mixtures of ethanol, benzyl acetate, and benzyl alcohol. *J. Chem. Eng. Data*, **2012**, *57*, 1118-1127.
- (48) Zhu, S.; Shen, S.; Benson, G.C.; Lu, B.-C.Y. Excess enthalpies of (methyl 1,1-dimethylpropyl ether + an *n*-alkane) at the temperature 298.15 K. *J. Chem. Thermodyn.*, **1994**, *26*, 35-39.

Table1**Properties of Pure Compounds at 0.1 MPa and 298.15 K^a**

Compound	CAS	Source	Initial mole fraction	ρ ^a /kg·m ⁻³		water ^b content
				Exp.	Lit.	
4-phenylbutan-2-one	2550-26-7	Sigma-Aldrich	≥98%	984.742	982.95 ⁴⁵ 984.34 ³⁸	700
Benzyl ethanoate	140-11-4	Sigma-Aldrich	≥99%	1051.10	1051.13 ⁴⁶	350
Dodecane	112-40-3	Fluka	≥98%	745.508	745.32 ⁴⁷	25
Tetradecane	629-59-4	Fluka	≥99%	759.275	759.316 ⁴⁷	25
Hexadecane	544-76-3	Fluka	≥99%	770.221	770.316 ⁴⁷	33

^astandard uncertainties are: $u(T) = 0.01$ K; $u(P) = 0.1$ kPa; the relative standard uncertainty for density is $u(\rho) = 0.0001$ and 0.02 for water content; ^bin mass fraction (ppm)

Table 2**Experimental Liquid-Liquid Equilibrium Temperatures for Aromatic Polar Compound(1)
+ *n*-Alkane(2) Mixtures^a at 0.1 MPa.**

x_1	T/K	x_1	T/K
4-Phenylbutan-2-one (1) + dodecane(2)			
0.2232	279.26	0.5673	292.37
0.2653	285.20	0.5993	292.30
0.2833	286.39	0.6316	292.18
0.2929	287.07	0.6521	292.23
0.3250	288.89	0.6695	291.92
0.3431	289.62	0.6939	291.61
0.3688	290.62	0.7211	291.02
0.4059	291.42	0.7534	289.94
0.4605	292.30	0.7684	289.13
0.4775	292.42	0.7997	286.82
0.4844	292.52	0.8176	285.53
0.4853	292.48	0.8341	283.22
0.5528	292.38	0.8683	278.30
4-Phenylbutan-2-one (1) + tetradecane(2)			
0.2262	285.78	0.5949	300.04
0.2421	287.33	0.6374	299.93
0.2911	291.60	0.6873	299.80
0.3173	293.39	0.7021	299.73
0.3346	294.67	0.7183	299.45
0.3524	295.47	0.7218	299.40
0.3731	296.42	0.7475	298.94

Table 2 (continued)

0.3958	297.41	0.7740	297.14
0.4479	298.98	0.7958	295.59
0.4610	299.26	0.8233	293.57
0.5040	299.96	0.8566	289.89
0.5259	300.13	0.8629	289.03
0.5511	300.08	0.8920	285.65
0.5826	300.04		

4-Phenylbutan-2-one (1) + hexadecane(2)

0.2459	290.22	0.5920	307.04
0.2521	290.85	0.6483	306.99
0.2903	295.28	0.6709	306.96
0.3035	296.21	0.7028	306.71
0.3438	299.09	0.7288	306.53
0.3533	299.76	0.7457	306.40
0.3862	301.77	0.7760	306.00
0.4053	302.87	0.7991	305.26
0.4257	303.60	0.8161	304.38
0.4397	304.12	0.8521	302.01
0.4676	305.72	0.8714	299.27
0.5174	306.37	0.8981	294.54
0.5433	306.76		

Benzyl ethanoate(1) + tetradecane(2)

0.3480	280.04	0.6619	288.22
0.3762	281.85	0.6909	288.18
0.4014	283.19	0.7069	288.12

Table 2 (continued)

0.4429	285.08	0.7088	288.12
0.4452	285.13	0.7198	288.08
0.4756	286.18	0.7213	288.05
0.5098	287.03	0.7619	287.65
0.5244	287.30	0.7887	287.11
0.5582	287.80	0.7958	286.91
0.5780	287.89	0.8243	285.61
0.5898	288.02	0.8476	283.23
0.6211	288.13	0.8721	280.17
0.6501	288.31		
Benzyl ethanoate(1) + hexadecane(2)			
0.3915	287.83	0.6463	295.13
0.4011	288.15	0.6695	295.14
0.4319	289.36	0.6952	295.14
0.4512	290.50	0.7127	295.04
0.4616	290.85	0.7487	294.97
0.4634	290.92	0.7671	294.88
0.5110	292.85	0.8052	294.32
0.5289	293.43	0.8184	293.64
0.5609	294.04	0.8390	293.16
0.5745	294.34	0.8676	291.19
0.6006	294.70	0.8917	288.13
0.6235	294.98	0.9109	285.35

^a standard uncertainties are: $u(x_1) = 0.0005$; $u(p) = 1$ kPa; the combined expanded uncertainty (0.95 level of confidence) for temperature is $U_c(T) = 0.1$ K

Table 3

Coefficients in eq. (1) for the Fitting of the (x_1 , T) Pairs Given in Table 2 for Aromatic Polar Compound(1) + n -Alkane(2) Mixtures; $\sigma(T)$ is the Standard Deviation Defined by eq. (5).

N^a	m	k	α	T_c/K	x_{1c}	$\sigma(T)/K$
4-Phenylbutan-2-one(1)+ dodecane(2)						
26	3.792	- 949	0.906	292.3 (296.4) ^b	0.552 (0.563) ^b	0.05
4-Phenylbutan-2-one(1) + tetradecane(2)						
27	2.899	- 333	0.723	300.2 (304.2) ^b	0.593 (0.613) ^b	0.05
4-Phenylbutan-2-one(1) + hexadecane(2)						
25	3.488	- 627	0.532	306.9 (310.2) ^b	0.653 (0.658) ^b	0.05
Benzyl ethanoate(1) + tetradecane(2)						
25	3.372	- 589	0.445	288.2 (291.3) ^b	0.668 (0.656) ^b	0.06
Benzyl ethanoate(1) + hexadecane(2)						
24	2.728	- 223	0.476	295.2 (298.3) ^b	0.698 (0.702) ^b	0.04

^a number of experimental data points; ^bDISQUAC result using interchange coefficients listed in Table 4

Table 4

Dispersive (DIS) and Quasichemical (QUAC) Interchange Coefficients, $C_{ak,l}^{DIS}$ and $C_{sk,l}^{QUAC}$ ($l = 1$, Gibbs energy; $l = 2$, Enthalpy; $l = 3$, Heat Capacity) for (a,k) Contacts^a in Aromatic Polar Compound + n -Alkane Mixtures.

C_nH_{2n+2}	$C_{ak,1}^{DIS}$	$C_{ak,2}^{DIS}$	$C_{ak,3}^{DIS}$	$C_{ak,1}^{QUAC}$	$C_{ak,2}^{QUAC}$	$C_{ak,3}^{QUAC}$
4-phenylbutan-2-one						
$n = 10$	2.33	1.5	2	5.75	5.75	2
$n = 12$	2.17	1.5	2	5.75	5.75	2
$n = 14$	2.07	1.5	2	5.75	5.75	2
$n = 16$	1.98	1.5	2	5.75	5.75	2
Benzyl ethanoate						
$n < 10$	-1.65	0.21		2.8	2.25	
$n \geq 10$	-2	0.21		2.8	2.25	

^atype a, CH₃, CH₂ in n -alkanes, or in aromatic polar compounds considered; type k, CO in 4-phenylbutan-2-one, or COO in benzyl ethanoate

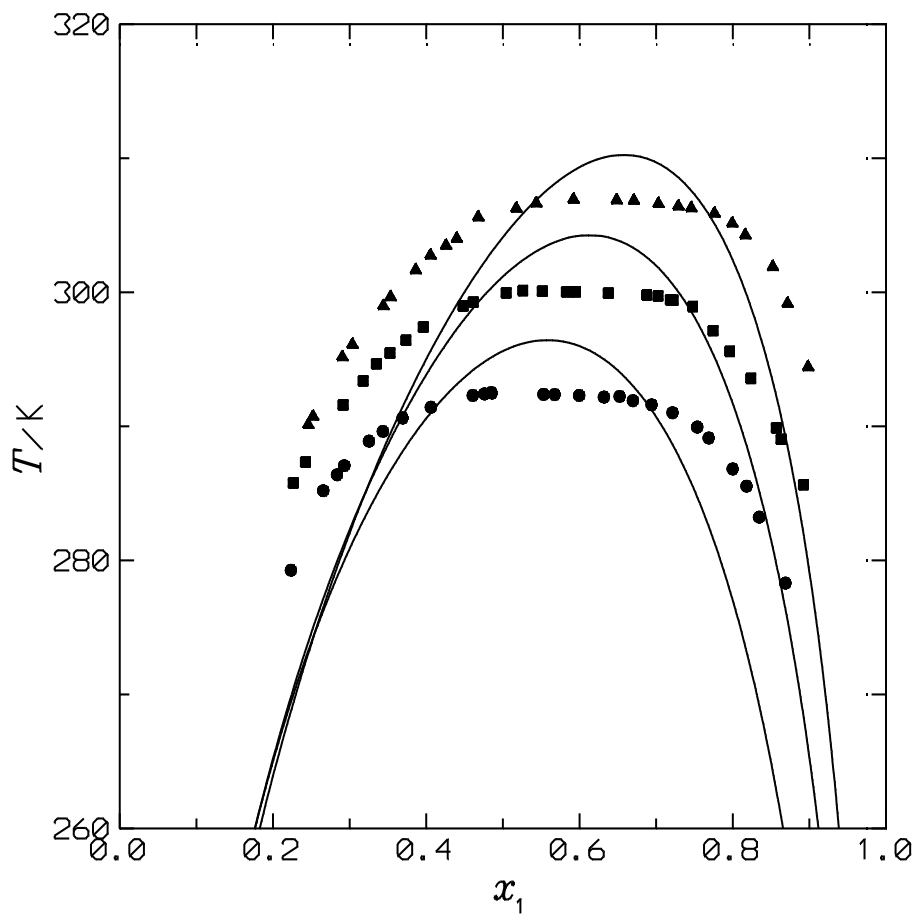


Figure 1. LLE for 4-phenylbutna-2-one(1) + *n*-alkane(2) mixtures. Points, experimental results (this work): (●), dodecane; (■), tetradecane (▲), hexadecane. Solid lines, DISQUAC calculations with interaction parameters listed in Table 4.

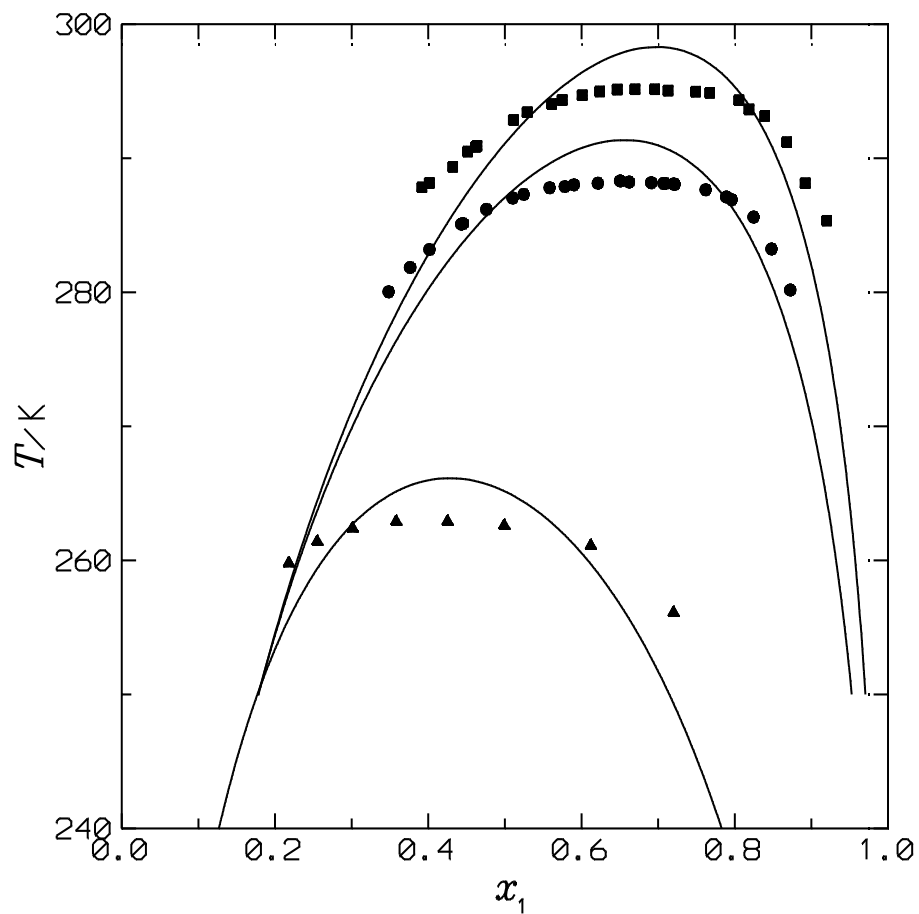


Figure 2. LLE for benzyl ethanoate(1) + *n*-alkane(2) mixtures. Points, experimental results: (▲), heptane;⁴¹; (●), tetradecane; (■), hexadecane (this work). Solid lines, DISQUAC calculations with interaction parameters listed in Table 4.

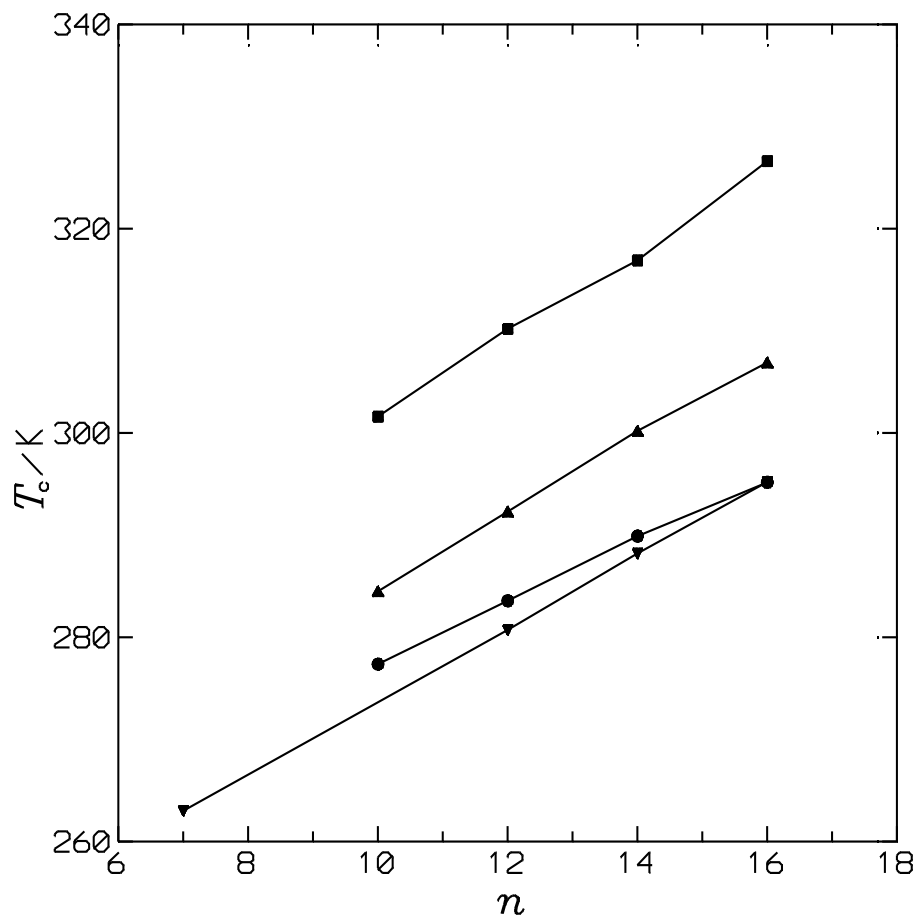


Figure 3. Upper critical solution temperatures, T_c , vs. n , the number of C atoms in the n -alkane for aromatic polar compound + n -alkane mixtures: (●), 1-phenylethanone;¹¹ (▲), 4-phenylbutan-2-one (this work);¹³ (■), 1-phenylpropan-2-one;¹³ (▼), benzyl ethanoate (this work).⁴¹

FOR TABLE OF CONTENTS USE ONLY

LIQUID-LIQUID EQUILIBRIA FOR SYSTEMS CONTAINING 4-PHENYLBUTAN-2-ONE OR BENZYL ETHANOATE AND SELECTED ALKANES

CRISTINA ALONSO TRISTÁN⁽¹⁾, JUAN ANTONIO GONZÁLEZ*⁽²⁾, FERNANDO HEVIA,⁽²⁾ ISAÍAS GARCÍA DE LA FUENTE⁽²⁾ AND JOSÉ CARLOS COBOS⁽²⁾

⁽¹⁾ Dpto. Ingeniería Electromecánica. Escuela Politécnica Superior. Avda. Cantabria s/n. 09006 Burgos, (Spain)

⁽²⁾ G.E.T.E.F., Departamento de Física Aplicada, Facultad de Ciencias, Universidad de Valladolid, Paseo de Belén, 7, 47011 Valladolid, Spain,

*e-mail: jagl@termo.uva.es; Fax: +34-983-423136; Tel: +34-983-423757

