

Determining number of factors under stability considerations

Sze Ming Lee  and Yunxiao Chen 

Department of Statistics, London School of Economics and Political Science

Abstract

This paper proposes a novel method for determining the number of factors in linear factor models under stability considerations. An instability measure is proposed based on the principal angle between the estimated loading spaces obtained by data splitting. Based on this measure, criteria for determining the number of factors are proposed and shown to be consistent. This consistency is obtained using results from random matrix theory, especially the complete delocalization of non-outlier eigenvectors. The advantage of the proposed methods over the existing ones is shown via weaker asymptotic requirements for consistency, simulation studies and a real data example.

Keywords: Data splitting; Factor analysis; Information criterion; Principal angle; Stability.

1 Introduction

Factor analysis is a widely used technique for uncovering the latent structure of multivariate data. An important problem in factor analysis is to determine the number of factors in the model, which has been studied extensively in the literature (see e.g. Bai and Ng, 2002, Onatski, 2009, Ahn and Horenstein, 2013, Bai et al., 2018, Dobriban and Owen, 2019 and Ke et al., 2023). Most of the existing methods determine the number of factors by identifying a gap in the eigenvalues of the sample covariance matrix, as the factor model structure leads to some outlier eigenvalues, where the number of such eigenvalues equals the number of factors.

This paper proposes a new method for determining the number of factors. This method is based on the concept of loading instability, which concerns the instability of the estimated loading matrix when there are multiple copies of data. As factors receive their interpretation based on the loading matrix (see e.g. Liu et al., 2023 and Rohe and Zeng, 2023), this concept is important to factor analysis, especially the reproducibility of the learned factors. However, given the symmetric roles that loadings and factor scores play in a factor model, the instability of factor scores can be defined similarly, based on which the proposed method can be adapted accordingly. More specifically, loading instability is defined by the principal angle of two independent loading matrix estimates. Intuitively, the loading instability tends to be high when the number of factors is over-specified, as the estimated loading space contains spurious directions that correspond to singular vectors of a noise matrix. On the other hand, due to the presence of the eigengap, the loading instability tends to be low when the number of factors is correctly specified, as implied, for example, by the Davis-Kahan theorem (see e.g. Yu et al., 2015 and O’Rourke et al., 2018). Making use of this property, we introduce several statistical criteria for determining the number of factors and prove that they are consistent under an asymptotic regime that is not covered by those adopted in many existing methods, including Bai and Ng, 2002 and Bai et al., 2018. The consistency is obtained using results from random matrix theory, especially the complete delocalization of non-outlier eigenvectors (Bloemendal et al., 2016). The superiority of the proposed criteria in selecting the correct number of factors, compared to existing selection criteria, is demonstrated through simulations. Additionally, the ability of the proposed criteria to preserve loading stability is illustrated through a real data example.

Stability is a core principle of data science (Yu and Kumbier, 2020), which is important to the reproducibility of scientific discoveries. This principle has been applied to several settings of statistical learning. Sun et al. (2016) defined classification instability to quantify the sampling variability of the prediction made by classification methods and proposed a stabilized nearest neighbour classifier. Liu et al. (2010), Sun et al. (2013), Yu (2013), and

Lim and Yu (2016) introduced stability measures for selecting tuning parameters across various statistical models, including penalized regression and high-dimensional graphical models. Pfister et al. (2021) introduced a stabilized regression algorithm designed to identify an optimal subset of predictors that generalizes across different environments. Wang (2010) and Fang and Wang (2012) defined stability measures for cluster analysis and used them for choosing the number of clusters. However, to our knowledge, the stability principle has not been applied in factor analysis. The definition of stability in factor analysis is less straightforward than that in regression due to the rotational indeterminacy of the factor model (Bai, 2003; Anderson and Rubin, 1956).

2 Stability-based Approach

2.1 Factor model

We observe an $n \times p$ data matrix $X = (x_{ij})_{n \times p}$, which contains p features of n observations. We work with the linear factor model, satisfying

$$x_{ij} = \lambda_j^\top \gamma_i + \epsilon_{ij}, 1 \leq i \leq n, 1 \leq j \leq p. \quad (1)$$

Here, $\gamma_i = (\gamma_{i1}, \dots, \gamma_{iK})^\top$ is a K -dimensional vector of factor scores of the i -th object, with γ_{ik} being independent variables with zero mean and unit variance. $\lambda_j = (\lambda_{j1}, \dots, \lambda_{jK})^\top$ is a deterministic K -dimensional vector of factor loadings, and ϵ_{ij} is an independent noise term with mean 0 and variance ψ . In matrix form, the model specified in (1) can be written as $X = \Gamma\Lambda^\top + \mathcal{E}$, where $\Gamma = (\gamma_{ik})_{n \times K}$, $\Lambda = (\lambda_{jk})_{p \times K}$ and $\mathcal{E} = (\epsilon_{ij})_{n \times p}$. An intercept term can be included if entries of X are not mean zero. Since our primary goal is to determine the number of factors, and the covariance matrices are invariant to the addition of an intercept, we proceed with model (1) without loss of generality. The same setting has been considered in Bai et al. (2018), under which information criteria are proposed for determining K .

Let x_i denote the i -th row of X . The population covariance matrix of x_i is $\Sigma = \Lambda\Lambda^\top + \psi I_p$. By eigenvalue decomposition, we can write $\Sigma = \sum_{j=1}^p \sigma_j v_j v_j^\top$, where $\sigma_1 \geq \dots \geq \sigma_p$ are the eigenvalues of Σ , and $\{v_j\}_{j=1}^p$ is the set of orthonormal eigenvectors.

2.2 Instability Measure

We define an instability measure using the principal angle between loading matrices. Ideally, let U_k and V_k be subspaces spanned by the leading k eigenvectors of the sample covariance matrices obtained from two independent and identically distributed samples.

The between-sample loading instability at k is defined as

$$\sin \angle(U_k, V_k) = \max_{u \in U_k, u \neq 0} \min_{v \in V_k, v \neq 0} \sin \angle(u, v). \quad (2)$$

In practice, we only observe data from a single sample. To obtain an instability measure, we use data splitting. Let $[w]$ denote the integer part of any real number w . We randomly sample the rows of $X = (x_1, \dots, x_n)^\top$ without replacement to form a new permuted data matrix $(x_1^{(s)}, \dots, x_n^{(s)})^\top$. This data matrix is further split into two halves, $X^{(1)} = (x_1^{(s)}, \dots, x_{n_1}^{(s)})^\top$ and $X^{(2)} = (x_{n_1+1}^{(s)}, \dots, x_n^{(s)})^\top$, where $n_1 = \lfloor n/2 \rfloor$ and $n_2 = n - n_1$. For $l = 1, 2$, we perform eigenvalue decomposition such that $n_l^{-1}(X^{(l)})^\top(X^{(l)}) = \sum_{j=1}^p \tilde{\sigma}_j^{(l)} \tilde{v}_j^{(l)} (\tilde{v}_j^{(l)})^\top$, where $\tilde{\sigma}_1^{(l)} \geq \dots \geq \tilde{\sigma}_p^{(l)}$ are the eigenvalues, and $\tilde{v}_1^{(l)}, \dots, \tilde{v}_p^{(l)}$ are the corresponding eigenvectors.

Let $\tilde{V}_k^{(l)} = \text{Span}\{\tilde{v}_1^{(l)}, \dots, \tilde{v}_k^{(l)}\}$ denote the subspace spanned by the first k leading eigenvectors. The loading instability measure at k is defined as $\sin \angle(\tilde{V}_k^{(1)}, \tilde{V}_k^{(2)})$. When $k = K$, this instability measure is expected to be close to zero, indicating good reproducibility of the factors. When $k > K$, the instability is expected to be close to 1, as each of $\tilde{V}_k^{(1)}$ and $\tilde{V}_k^{(2)}$ has at least one direction that corresponds to the noise matrix, resulting in two orthogonal directions. This phenomenon is formally stated and discussed in Section 3.

The measure $\sin \angle(\tilde{V}_k^{(1)}, \tilde{V}_k^{(2)})$ is computed using a single splitting of the data matrix X , which introduces additional randomness. To reduce this randomness, we propose to perform multiple random splittings and then take an average. Specifically, for $j = 1, \dots, J$, let $\sin \angle(\tilde{V}_k^{(1,j)}, \tilde{V}_k^{(2,j)})$ denote the loading instability measure computed from the j th split, where J is the total number of splits. The averaged instability measure at k is defined as $\text{INS}(k) = J^{-1} \sum_{j=1}^J \sin \angle(\tilde{V}_k^{(1,j)}, \tilde{V}_k^{(2,j)})$. We use $J = 10$ for simulations and real data analysis in the rest, which seems sufficient.

2.3 Proposed Criteria

We propose several statistical criteria for estimating the number of factors based on the proposed instability measure. Let $\mathcal{K} = \{1, 2, \dots, K_{\max}\}$ be a candidate set of the possible number of factors. With an appropriate decreasing deterministic sequence $\{c_k\}_{k=1}^{K_{\max}}$, whose condition is given in Theorem 1, we can estimate K consistently by $\arg \min_{k \in \{1, \dots, K_{\max}\}} c_k + \text{INS}(k)$. Here, $c_k \in [0, 1]$ is used to prevent underestimation, as $\text{INS}(k)$ is less predictable when $k < K$. In particular, the minimiser of $\text{SC1}(k) = \{(K_{\max} - k)/K_{\max}\} + \text{INS}(k)$ is a consistent estimator of K .

Let $\tilde{\sigma}_1 \geq \tilde{\sigma}_2 \geq \dots \geq \tilde{\sigma}_p$ denote the eigenvalues of $n^{-1}X^\top X$. The following criterion estimates K by combining signal strength and stability considerations: $\text{SC2}(k) = l(k)/l(0) + \text{INS}(k)$, where $l(k) = \sum_{j=k+1}^{K_{\max}} \log(\tilde{\sigma}_j + 1)$ for $k = 0, 1, \dots, K_{\max} - 1$, and $l(K_{\max}) = 0$. Here,

$l(k)/l(0)$ is analogous to the first terms of commonly used information criteria, such as the AIC and BIC proposed in Bai et al. (2018). The denominator $l(0)$, together with the addition of 1 inside the logarithm to each $l(k)$, serves to scale $l(k)/l(0)$ within the interval $[0, 1]$ to align it with the scale of the loading instability measure. This criterion aims to identify the model that balances the signal strength of the factors and their stability.

Finally, we introduce a criterion related to an information criterion in Bai and Ng (2002) $IC(k) = \log(p^{-1} \sum_{j=k+1}^p \tilde{\sigma}_j^2) + kg(n, p)$, where $g(n, p)$ is a term depending on n and p . The second term in $IC(k)$ penalizes the number of factors. We propose a criterion in this spirit: $SC3(k) = \log(1 + p^{-1} \sum_{j=k+1}^p \tilde{\sigma}_j^2) / \log(1 + p^{-1} \sum_{j=1}^p \tilde{\sigma}_j^2) + INS(k)$, which replaces the penalty term in the IC with the proposed instability measure. Similar to SC2, this criterion also aims to balance signal strength and stability.

3 Theoretical Results

We provide sufficient conditions under which the selection based on SC1, SC2, and SC3 is consistent. For positive sequences $\{a_n\}$ and $\{b_n\}$, we denote $a_n \lesssim b_n$ if there exists a constant $C > 0$ such that $a_n \leq Cb_n$ for all n . We denote $a_n \asymp b_n$ if $a_n \lesssim b_n$ and $b_n \lesssim a_n$. Further, for two sequences of random variables A_n and B_n . We say that A_n is stochastically dominated by B_n , if for every $\epsilon > 0$ and $d > 0$ there exists $N = N(\epsilon, d)$ such that $\text{pr}(A_n > n^\epsilon B_n) \leq n^{-d}$ for all $n \geq N$. We use the notation $A_n \prec B_n$ to denote that A_n is stochastically dominated by B_n . We use $O_\prec(B_n)$ to denote a term stochastically dominated by B_n . The following assumptions are made.

Assumption 1. $n^{1/\kappa} \leq p \leq n^\kappa$ for some positive constant $\kappa > 1$.

Assumption 2. For each integer $m \geq 1$, there exists a universal constant $\kappa_m > 0$ such that

$$\sup_{1 \leq i \leq n, 1 \leq j \leq p} E[|\epsilon_{ij}|^m] \leq \kappa_m \text{ and } \sup_{1 \leq i \leq n, 1 \leq k \leq K} E[|\gamma_{ik}|^m] \leq \kappa_m. \quad (3)$$

Assumption 3. $(\sigma_K/\psi - 1)(n/p)^{1/2} \rightarrow +\infty$ for $n \gtrsim p$ and $(\sigma_K/\psi - 1)(n/p) \rightarrow +\infty$ for $p \gtrsim n$.

Assumption 1 essentially requires that $\log(n)$ is comparable to $\log(p)$. Assumption 2 is a regularity condition on the error matrix and latent factor scores, and it can be further relaxed. For example, we can require that (3) holds for all $m \leq M$ for a large enough constant M (Bloemendal et al., 2016). We use the current assumption for convenience. Assumption 3 provides the balance between the signal strength requirement from the population covariance and the ratio requirement between the number of features p and the

number of samples n . Specifically, this is satisfied for bounded σ_K when n/p diverges, whereas a diverging σ_K is necessary when $n \lesssim p$. When $n \asymp p$, Assumption 3 holds for any diverging σ_K , regardless of the convergence rate. The following proposition characterizes the behaviour of the loading instability measure.

Proposition 1. *Under Assumptions 1 to 3, we have sequences a_n and b_n decaying to zero, such that*

$$\sin \angle(\tilde{V}_k^{(1)}, \tilde{V}_k^{(2)}) = 1 - O_{\prec}(a_n) \text{ for } k > K, \quad (4)$$

$$\sin \angle(\tilde{V}_k^{(1)}, \tilde{V}_k^{(2)}) = O_{\prec}(b_n) \text{ for } k = K. \quad (5)$$

Additionally, if $\sigma_1, \dots, \sigma_K$ are distinct, then (5) also holds for $k = 1, \dots, K - 1$.

The exact expressions of a_n and b_n are provided in Section B of the Supplementary Material. The cone concentration results for outlier eigenvectors and the delocalization results for non-outlier eigenvectors from random matrix theory (Bloemendal et al., 2016) are crucial to proving Proposition 1. Although the Davis-Kahan theorem (see Yu et al., 2015 and O'Rourke et al., 2018) also provide results on principal angles, it can only prove (5) when σ_K grows faster than the spectral norm of the error matrix, which is stronger than what is required in Theorem 1. The results for $k < K$ are provided for independent theoretical interest. They are not used for proving Theorem 1.

Theorem 1. *Under Assumptions 1 to 3, for any decreasing sequence $\{c_k\}_{k=1}^{K_{\max}}$ with $1 \geq c_k \geq 0$ for $k \in \mathcal{K}$, such that for some $\delta > 0$, $c_k - c_{k+1} > \delta$ for all $k \in \{1, \dots, K - 1\}$, and $1 - \delta > c_K - c_{K_{\max}}$. Define $\tilde{K} = \arg \min_{k \in \{1, \dots, K_{\max}\}} c_k + \text{INS}(k)$. We have $\lim_{n \rightarrow \infty} \text{pr}(\tilde{K} = K) = 1$. Consequently, SC1 can consistently estimate K .*

The corollaries below give the conditions for SC2 and SC3 to be consistent.

Corollary 1. *Under Assumptions 1 to 3, if additionally $p \asymp n$ and $\log \sigma_1 / \log \sigma_K \lesssim C$ for some constant $C > 0$, then SC2 can consistently estimate K as $n, p \rightarrow +\infty$.*

Corollary 2. *Under Assumptions 1 to 3, if additionally $p \asymp n$ and $\sigma_k^2 \asymp p$, $k = 1, \dots, K$, then SC3 can consistently estimate K as $n, p \rightarrow +\infty$.*

We briefly discuss the assumptions underlying the proposed criteria and compare them with existing methods. SC1 is the least restrictive one, requiring only Assumptions 1 to 3. SC2 and SC3 require the additional condition $p \asymp n$, which is also needed for some other existing selection criteria, such as those in Bai and Ng (2002) and Bai et al. (2018). For SC2, it is further required that $\log \sigma_1$ and $\log \sigma_K$ are comparable, ensuring the gap $\{l(k-1) - l(k)\}/l(0)$ to be bounded below by a positive constant for $k = 1, \dots, K$. Finally, SC3 imposes the strictest condition, requiring that $\sigma_k^2 \asymp p$, a crucial assumption for this type of information criterion, as in Bai and Ng (2002).

4 Numerical Experiments

4.1 Simulation Settings

We assess the finite sample performance of the proposed method via Monte Carlo simulations. In particular, we consider sample size $n = 1,500$, where p takes values from 500, 1,000, 1,500 and 2,000. Under each setting, 100 replications are generated. We set the true number of factors to be $K = 4$, and the candidate set be $\mathcal{K} = \{1, 2, \dots, 10\}$ for model selection.

We simulate data from the model $X = \Gamma\Lambda^\top + D_\epsilon Q_\epsilon \mathcal{E}$, where the entries of Γ are independently drawn from the uniform distribution $U[-0.5, 0.5]$. The factor loadings Λ are generated as $\Lambda = QD$, with D a diagonal matrix whose diagonal elements are μ_1, \dots, μ_K . The matrix Q is orthonormal, obtained via QR decomposition of a random matrix $Z \in \mathbb{R}^{p \times K}$, where each entry of Z is independently sampled from a standard normal distribution $N(0, 1)$.

For the error term, we consider two scenarios to generate homogeneous and heterogeneous errors, respectively. In the first scenario (S1), \mathcal{E} is drawn from $N(0, 1)$, with $D_\epsilon = Q_\epsilon = I_n$, ensuring homogeneous errors. In the second scenario (S2), \mathcal{E} is drawn from a Student's t -distribution with 10 degrees of freedom. To introduce heteroskedasticity and test the robustness of the criteria under violation of the homoscedasticity assumption, Q_ϵ is an $n \times n$ orthonormal matrix generated similarly to Q , and $D_\epsilon = \text{diag}\{1/n, 2/n, \dots, 1\}$ is a diagonal matrix. We also consider three sets of μ_j values, the diagonal elements of D , corresponding to different signal strength settings: (i) $\{6p^{1/2}, 5p^{1/2}, 4p^{1/2}, 3p^{1/2}\}$ for strong signals, (ii) $\{6p^{1/6}, 5p^{1/6}, 3p^{1/6}, 3p^{1/6}\}$ for weak signals, and (iii) $\{3p^{1/3}, 3p^{1/3}, 3p^{1/6}, 3p^{1/6}\}$ for signals of varying strengths. Note that under the last two settings, the top eigenvalues of Λ are not distinct.

4.2 Results

We compare the stability-based criteria SC1, SC2, and SC3 proposed in this work with Bai and Ng (2002)'s information criterion (IC) with $g(n, p) = \{(n + p)/(np)\} \log(np/(n + p))$, and Bai et al. (2018)'s AIC and BIC. Figure 1 shows the percentage of correct selections of the true number of factors K by these criteria. All methods perform well under S1(i), where the errors are homogeneous and the signal is strong. However, as expected, SC3 and IC struggle when the signal does not follow the $p^{1/2}$ order, as seen in the second and third columns of the figure. AIC also underperforms when faced with heterogeneous errors, as demonstrated in all S2 scenarios. While BIC shows robustness in S2, it performs poorly under S1(ii) and S1(iii). Overall, SC1 and SC2 consistently select the correct number of

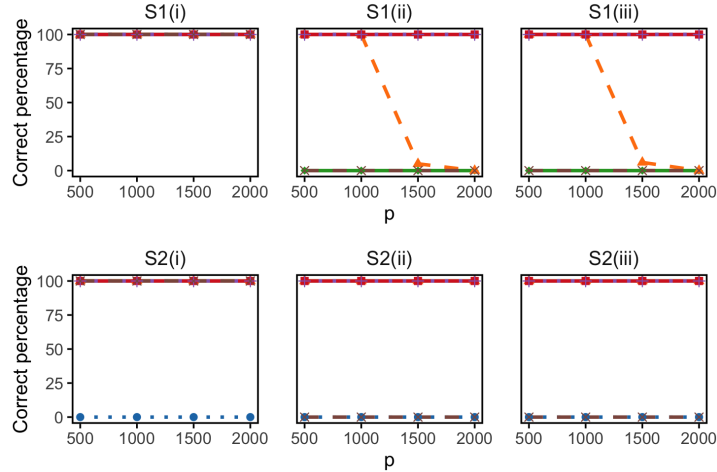


Figure 1: Correct selection percentages versus the number of features p across different scenarios (S1 and S2) and signal strengths (i,ii and iii). AIC (blue dotted line with circles), BIC (orange dashed line with triangles), IC (green solid line with diamonds), SC1 (red solid line with squares), SC2 (purple dotted line with pluses), and SC3 (brown dashed line with crosses)

factors across all settings, demonstrating superior performance in both homogeneous and heterogeneous error conditions.

Figure 2 illustrates the behaviour of the mean of the proposed instability measure across all replications for $k \in \mathcal{K}$. The instability measure is near 1 for $k > 4$ and close to 0 for $k = 4$, providing numerical support for Proposition 1. For $k = 1, 2, 3$, the instability measure is also close to 0 in the first column, where signals have distinct values. In the second and third columns, some measures deviate from 0 due to the presence of equal signal strengths.

5 Data Analysis

We consider a dataset concerning the p53 tumour suppressor protein, which plays a crucial role in cancer treatment research. This dataset includes 2D electrostatic, surface-based features, and 3D distance-based features, extracted using a method by Danziger et al. (2006), for a large collection of p53 mutations. It contains 5,208 features for each of the 31,158 mutations. It is important to understand the dependence between the features (see Lopes et al., 2019).

To evaluate the performance of the proposed criteria, we focus on the first $p = 1,000$ features and sample $n = 3,000$ rows without replacement from the data matrix. The row sampling is performed 100 times, resulting in 100 datasets that may be regarded as independent copies of each other. For each dataset, the features are standardized to have mean zero and variance one. The methods discussed in Section 4 are then applied to these

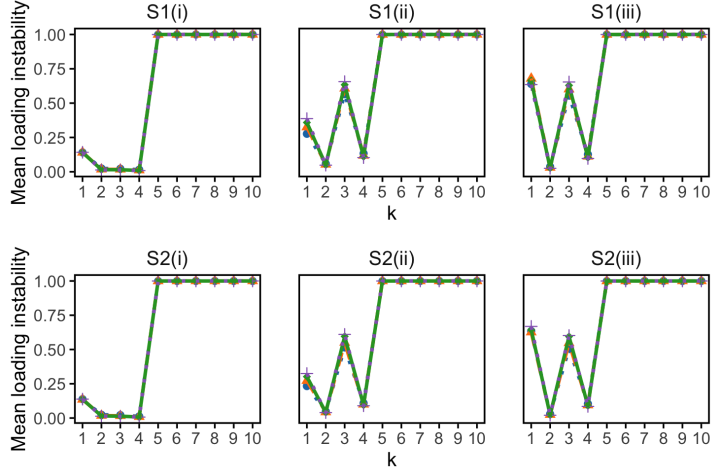


Figure 2: Loading instability versus k across different scenarios (S1 and S2) and signal strengths (i,ii and iii). $p = 500$ (blue dotted line with circles), $p = 1000$ (orange dashed line with triangles), $p = 1500$ (green solid line with diamonds) and $p = 2000$ (purple dotted line with pluses).

datasets. Table 1 summarises the results, including the mode of the estimated number of factors, the selection percentage of the mode, and the mean between-sample loading instability. Specifically, the mean between-sample loading instability, which measures the reproducibility of the estimated factor structure, is calculated as follows. For every two datasets, we calculate the principal angle between the estimated loading spaces, which is well-defined even when they are of different dimensions. We then average the principal angle across all the 4,950 pairs of datasets.

The results show that the IC, AIC, and BIC criteria consistently estimate the number of factors to be 10, the upper bound of our candidate set. They continue to choose the maximum number in the candidate set when we increase it to 20, 30, 40 and 50. The between-sample loading instability is 0.92, meaning the resulting ten-factor models have some unstable factors. On the other hand, all the proposed stability-based criteria tend to select two factors, with a corresponding mean between-sample loading instability being 0.10, indicating a higher level of stability. While the true number of factors is unknown, this result shows that the proposed method is more conservative than the existing criteria, which ensures a more reproducible factor structure.

6 Discussion

Although our method is proposed under a linear factor model, the principal angle between loading spaces can be computed using two loading matrix estimates from data splitting, regardless of the specific factor model and estimator. Therefore, the same statistical criteria can be applied to determine the number of factors for other factor models, such as

Table 1: Performance of selection criteria on the p53 protein dataset

| Criterion | Mode | Selection percentage(%) | Mean between-sample loading instability |
|-----------|------|-------------------------|---|
| SC1 | 2 | 97 | 0.10 |
| SC2 | 2 | 98 | 0.10 |
| SC3 | 2 | 100 | 0.10 |
| IC | 10 | 100 | 0.92 |
| AIC | 10 | 100 | 0.92 |
| BIC | 10 | 100 | 0.92 |

Mode: mode of the estimated number of factors for each criterion. Selection percentage(%): Percentages of instances selecting the mode. Mean between-sample loading instability: mean of the principal angles between the estimated loading spaces of all 4,950 pairs of datasets.

the generalized latent factor model (Chen and Li, 2022) that can be used to analyze binary, categorical, and count data. Specifically, we believe that a similar consistency result holds when the instability measure is constructed based on the constrained joint maximum likelihood estimator (Chen et al., 2020; Chen and Li, 2022) under the generalized latent factor model. However, establishing such results is nontrivial. The key to our consistency result is establishing the delocalization of the spurious directions of the estimated loading space. As the random matrix theory we currently use cannot be directly applied here, new technical tools are needed to establish the delocalization and further the consistency of the stability-based criteria. We leave it for future investigation.

Supplementary material

The Supplementary Material provides additional simulation and real data results and technical proofs of Proposition 1, Theorem 1, and Corollaries 1 and 2. An implementation of the proposed selection criteria for R is available at <https://github.com/Arthurlee51/DNFSC>. The real data in Section 5 is available from <https://archive.ics.uci.edu/dataset/188/p53+mutants>.

Supplementary Materials for: Determining number of factors under stability considerations

A Additional Simulation and Real Data Results

We present additional simulation results for the proposed criteria SC1, SC2 and SC3, where the total number of splits J is set to 1. Under this setup, only one random split is performed to compute the instability measure $\text{INS}(k)$. Figure A1 shows the percentage of correct selections of the true number of factors K by these criteria. The result demonstrates that the correct selection percentages of the proposed criteria with a single split are nearly identical to those obtained at $J = 10$, as shown in figure 1.

This observation is further supported by Table A1, which presents the modes of the selected number of factors and the corresponding selection percentages for each criteria in the analysis of the p53 protein dataset using a single split. As shown in the table, all criteria with a single split consistently select 2 as the mode, which matches the result in Table 1 at $J = 10$.

These findings suggest that the randomness introduced by splitting does not have severe impact on the performance of the proposed selection criteria. Therefore, using $J = 10$ or any other reasonable number of splits is adequate in practice.

B Proof

With slight abuse of notation, we assume $n_1 = n_2 = n$ in this section for convenience. To simplify notation, we assume $\psi = 1$ without loss of generality. Recall that the population covariance matrix is

$$\Sigma = \Lambda^\top \Lambda + I_p = \sum_{j=1}^p \sigma_j v_j v_j^\top.$$

We express the eigenvalues σ_j of Σ as

$$\sigma_j = 1 + \phi_n^{1/2} d_j, j = 1, \dots, p,$$

where $\phi_n = p/n$ is the dimensional ratio. For notational convenience, we suppress the dependence on n and write ϕ . It is easy to see that $\sigma_j = 1$ and $d_j = 0$ for $j > K$. For

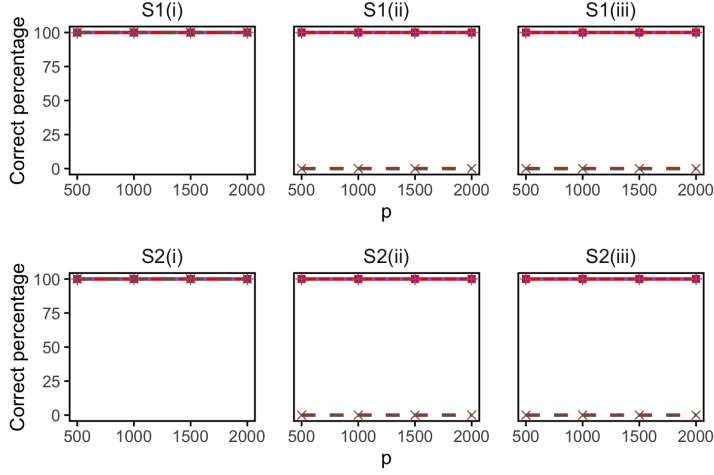


Figure A1: Correct selection percentages versus the number of features p across different scenarios (S1 and S2) and signal strengths (i,ii and iii). All criteria are evaluated using $J = 1$ for the calculation of $\text{INS}(k)$. SC1 (red solid line with squares), SC2 (purple dotted line with pluses), and SC3 (brown dashed line with crosses)

Table A1: Performance of the Proposed Criteria ($J = 1$) on the p53 Protein Dataset

| Criterion | Mode | Selection percentage(%) |
|-----------|------|-------------------------|
| SC1 | 2 | 95 |
| SC2 | 2 | 95 |
| SC3 | 2 | 98 |

Mode: mode of the estimated number of factors for each criterion. Selection percentage(%): Percentages of instances selecting the mode.

any vector $w \in \mathbb{R}^T$, we use $w_j = \langle v_j, w \rangle, j = 1, \dots, p$ to denote the components of w in the eigenbasis of Σ .

B.1 Proof of Proposition 1

The following lemma establishes a delocalisation bound for the $(K + 1)$ -th to K_{\max} -th eigenvectors of the sample covariance matrix of $X^{(l_1)}$ with respect to all eigenvectors of the sample covariance matrix of $X^{(l_2)}$ for the candidate set \mathcal{K} , where $l_1 \neq l_2$.

Lemma 1. *Under Assumption 1 to 3, for any $k \in \{K + 1, \dots, K_{\max}\}$ and $s \in \mathcal{K}$, we have*

$$\langle \tilde{v}_k^{(1)}, \tilde{v}_s^{(2)} \rangle^2 \prec (p \min\{n, p\})^{-1/2} \text{ and } \langle \tilde{v}_k^{(2)}, \tilde{v}_s^{(1)} \rangle^2 \prec (p \min\{n, p\})^{-1/2}.$$

Proof: We prove the first statement; the proof for the second is identical. For any

deterministic unit vector w , by Theorem 2.17 of Bloemendal et al. (2016), we have

$$\langle \tilde{v}_k^{(1)}, w \rangle^2 \prec \frac{\|w\|^2}{p} + \sum_{j=1}^p \frac{\sigma_j w_j^2}{p(d_j - 1)^2 + \kappa_j}, \quad (\text{S.1})$$

where $\kappa_j = \min\{n, p\}^{-2/3} \min\{j, \min\{n, p\} + 1 - j\}^{2/3}$. Since $d_j = 0$ and $\sigma_j = 1$ for $j > K$, we have

$$\sum_{j=K+1}^p \frac{\sigma_j w_j^2}{p\{(d_j - 1)^2 + \kappa_j\}} \leq \sum_{j=K+1}^p \frac{w_j^2}{p} \leq \frac{1}{p}. \quad (\text{S.2})$$

On the other hand, for $1 \leq j \leq K$, by Assumption 3, we have $d_j \rightarrow +\infty$. Therefore, we have

$$\frac{\sigma_j w_j^2}{p\{(d_j - 1)^2 + \kappa_j\}} = \frac{(1 + \phi^{1/2} d_j) w_j^2}{p\{(d_j - 1)^2 + \kappa_j\}} \lesssim \frac{1}{(np)^{-1/2} d_j}. \quad (\text{S.3})$$

Combining equations (S.1), (S.2), and (S.3), we have

$$\langle \tilde{v}_k^{(1)}, w \rangle^2 \prec (p \min\{n, p\})^{-1/2} \quad (\text{S.4})$$

for any deterministic unit vector w . Note that $\tilde{v}_k^{(1)}$ and $\tilde{v}_s^{(2)}$ are independent. Therefore, by conditioning on $\tilde{v}_s^{(2)}$, we can apply (S.4) and hence the lemma is proved.

We now turn to the proof of (4) in Proposition 1. It is sufficient to show that for $k > K$,

$$\min_{\xi^{(1)} \in \tilde{V}_k^{(1)}; \|\xi^{(1)}\|=1} \max_{\xi^{(2)} \in \tilde{V}_k^{(2)}; \|\xi^{(2)}\|=1} \langle \xi^{(1)}, \xi^{(2)} \rangle \prec (p \min\{n, p\})^{-1/2}. \quad (\text{S.5})$$

Note that Lemma 1 implies

$$\max_{\xi^{(2)} \in \tilde{V}_k^{(2)}; \|\xi^{(2)}\|=1} \langle \tilde{v}_{K+1}^{(1)}, \xi^{(2)} \rangle \prec (p \min\{n, p\})^{-1/2}.$$

Since $\tilde{v}_{K+1}^{(1)} \in \tilde{V}_k^{(1)}$ and $\|\tilde{v}_{K+1}^{(1)}\| = 1$, the proof is complete by the definition of (S.5).

We now proceed to prove (5) in Proposition 1. First, we introduce some definitions and supporting lemmas. Let $A \subseteq \{1, \dots, p\}$ be a subset of integers from 1 to p . For $l = 1, 2$, define the random spectral projection

$$P_A^{(l)} = \sum_{k \in A} \tilde{v}_k^{(l)} (\tilde{v}_k^{(l)})^\top.$$

For $k = 1, \dots, p$, we also define

$$\nu_k(A) = \begin{cases} \min_{j \notin A} |d_k - d_j| & \text{if } k \in A \\ \min_{j \in A} |d_k - d_j| & \text{if } k \notin A \end{cases}.$$

Here $\nu_k(A)$ is the distance from d_k to either $\{d_j\}_{j \in A}$ or $\{d_j\}_{j \notin A}$, whichever it does not belong to. We further define the deterministic positive quadratic form

$$\begin{aligned} \langle w, Z_A w \rangle &= \sum_{j \in A} \mu(d_j) w_j^2, \text{ where} \\ \mu(d_j) &= \frac{\sigma_j}{\phi^{1/2} \theta(d_j)} (1 - d_j^{-2}), \theta(d_j) = \phi^{1/2} + \phi^{-1/2} + d_j + d_j^{-1}. \end{aligned}$$

The following lemma describes the behaviour of eigenvectors associated with a subset $A \subseteq \{1, \dots, K\}$, in comparison with the corresponding deterministic positive quadratic form.

Lemma 2. *Under Assumptions 1 to 3, let $A \subseteq \{1, \dots, K\}$ such that $d_j = d_A$ for all $j \in A$. Then for any deterministic unit vector $w \in \mathbb{R}^T$, we have*

$$\langle w, P_A^{(l)} w \rangle = \langle w, Z_A w \rangle + O_{\prec}(n^{-1/2}), l = 1, 2.$$

Proof: From Theorem 2.16 of Bloemendal et al. (2016), we have

$$\begin{aligned} \langle w, P_A^{(l)} w \rangle &= \langle w, Z_A w \rangle + O_{\prec} \left(\frac{1}{p^{1/2}(\phi^{1/2} + d_A)} \sum_{j \in A} \sigma_j w_j^2 \right. \\ &\quad + \left(1 + \frac{\phi^{1/2} d_A^2}{\phi^{1/2} + d_A} \right) \sum_{j=1}^p \frac{\sigma_j w_j^2}{p \nu_j(A)^2} \\ &\quad \left. + \frac{d_A}{\phi^{1/2} + d_A} \left(\sum_{j \in A} \sigma_j w_j^2 \right)^{1/2} \left(\sum_{j \notin A} \frac{\sigma_j w_j^2}{p \nu_j(A)^2} \right)^{1/2} \right). \end{aligned} \tag{S.6}$$

Recall that $\sigma_j = 1 + \phi^{1/2} d_A$ for $j \in A$. Thus, we have

$$\frac{1}{p^{1/2}(\phi^{1/2} + d_A)} \sum_{j \in A} \sigma_j w_j^2 \lesssim \frac{\phi^{1/2} d_A}{p^{1/2} d_A} \lesssim \frac{1}{n^{1/2}}. \tag{S.7}$$

Moreover, we can verify that

$$\begin{aligned}\nu_j(A) &\asymp d_A \text{ for } j \in A, \\ \nu_j(A) &\asymp \max\{d_j, d_A\} \text{ for } j \in \{1, \dots, K\} \setminus A \text{ and} \\ \nu_j(A) &\asymp d_A \text{ for } j \in \{K+1, \dots, p\}.\end{aligned}$$

Therefore, we have

$$\begin{aligned}& \left(1 + \frac{\phi^{1/2}d_A^2}{\phi^{1/2} + d_A}\right) \sum_{j=1}^p \frac{\sigma_j w_j^2}{p\nu_j(A)^2} \\ &= \left(1 + \frac{\phi^{1/2}d_A^2}{\phi^{1/2} + d_A}\right) \left(\sum_{j=1}^K \frac{\sigma_j w_j^2}{p\nu_j(A)^2} + \sum_{j=K+1}^p \frac{\sigma_j w_j^2}{p\nu_j(A)^2}\right) \\ &\lesssim \frac{\phi d_A}{p(\phi^{1/2} + d_A)} + \frac{\phi^{1/2}}{p(\phi^{1/2} + d_A)} \\ &\lesssim \frac{1}{n} + \frac{1}{p + (np)^{1/2}d_A}.\end{aligned}\tag{S.8}$$

Finally,

$$\begin{aligned}& \frac{d_A}{\phi^{1/2} + d_A} \left(\sum_{j \in A} \sigma_j w_j^2\right)^{1/2} \left(\sum_{j \notin A} \frac{\sigma_j w_j^2}{p\nu_j(A)^2}\right)^{1/2} \\ &\lesssim (\phi^{1/2}d_A)^{1/2} \left(\frac{\phi^{1/2}}{pd_A}\right)^{1/2} \\ &\lesssim n^{-1/2}.\end{aligned}\tag{S.9}$$

Therefore, the lemma is proved by (S.6), (S.7), (S.8) and (S.9).

The following lemma states some useful results derived from Lemma 2:

Lemma 3. *Under the conditions of Lemma 2, we have*

$$\sum_{k \in A} \langle v, \tilde{v}_k^{(l)} \rangle^2 = 1 + O_{\prec}(n^{-1/2} + \phi^{1/2}d_A^{-1} + d_A^{-2}) \text{ and}\tag{S.10}$$

$$\sum_{k \in A} \langle \xi^{(l)}, v_k \rangle^2 = 1 + O_{\prec}(n^{-1/2} + \phi^{1/2}d_A^{-1} + d_A^{-2})\tag{S.11}$$

for any $v \in \text{Span}\{v_j : j \in A\}$ with $\|v\| = 1$ and $\xi^{(l)} \in \text{Span}\{\tilde{v}_j^{(l)} : j \in A\}$ with $\|\xi^{(l)}\| = 1$.

Moreover, for $j \notin A$, we have

$$\begin{aligned} \sum_{k \in A} \langle v_j, \tilde{v}_k^{(l)} \rangle^2 &= O_{\prec}(n^{-1/2}) \text{ and} \\ \sum_{k \in A} \langle \tilde{v}_j^{(l)}, v_k \rangle^2 &= O_{\prec}(n^{-1/2}). \end{aligned}$$

Proof: We only prove (S.10) and (S.11) to save space as the derivations are similar. We first show (S.10). Let $v \in \text{Span}\{v_i : i \in A\}$ with length 1. By Lemma 2, for $l = 1, 2$, we have

$$\langle v, P_A^{(l)} v \rangle = \langle v, Z_A^{(l)} v \rangle + O_{\prec}(n^{-1/2}).$$

Note that

$$\begin{aligned} \langle v, P_A^{(l)} v \rangle &= \langle v, \sum_{k \in A} \tilde{v}_k^{(l)} (\tilde{v}_k^{(l)})^\top v \rangle \\ &= \sum_{k \in A} \langle v, \tilde{v}_k^{(l)} (\tilde{v}_k^{(l)})^\top v \rangle \\ &= \sum_{k \in A} \langle v, \tilde{v}_k^{(l)} \rangle^2. \end{aligned} \tag{S.12}$$

On the other hand,

$$\langle v, Z_A^{(l)} v \rangle = \sum_{j \in A} \mu(d_j) \langle v_j, v \rangle^2. \tag{S.13}$$

Note that

$$\begin{aligned} \mu(d_j) &= \frac{\sigma_j}{\phi^{1/2}(\phi^{1/2} + \phi^{-1/2} + d_j + d_j^{-1})} (1 - d_j^{-2}) \\ &= \left(1 - \frac{\phi + \phi^{1/2} d_j^{-1}}{\phi + 1 + \phi^{1/2} d_j + \phi^{1/2} d_j^{-1}} \right) (1 - d_j^{-2}) \\ &= 1 - O_{\prec}(\phi^{1/2} d_j^{-1} + d_j^{-2}). \end{aligned}$$

Hence (S.10) is proved by (S.12), (S.13) and the fact that $\sum_{j \in A} \langle v_j, v \rangle^2 = 1$. Following similar argument in Example 2.15 of Bloemendal et al. (2016), we can interchange the role of $\{v_i\}_{i \in A}$ and $\{\tilde{v}_i^{(l)}\}_{i \in A}$ to get (S.11), and the proof is complete.

We proceed to generalise the result of Lemma 3 to $\{1, \dots, K\}$. Define a partition of $\{1, \dots, K\}$ by $\cup_{s=1}^S A_s$, where S is the number of distinct values in $\{\sigma_1, \dots, \sigma_K\}$. Specifically,

define

$$A_1 = \{j : \sigma_j = \sigma_1\} \text{ and}$$

$$A_s = \{j : \sigma_j = \sigma_{\sum_{j=1}^{s-1} |A_j| + 1}\} \text{ for } s = 2, \dots, S.$$

For $l = 1, 2$, pick any $\xi^{(l)} \in \text{Span}\{\tilde{v}_1^{(l)}, \dots, \tilde{v}_K^{(l)}\}$. We can write

$$\xi^{(l)} = \sum_{s=1}^S \xi_s^{(l)},$$

where $\xi_s^{(l)} \in \text{Span}\{\tilde{v}_j^{(l)} : j \in A_s\}$. We have the following Lemma:

Lemma 4. *Under Assumption 1 to 3, for $l = 1, 2$, for any $\xi^{(l)} \in \text{Span}\{\tilde{v}_1^{(l)}, \dots, \tilde{v}_K^{(l)}\}$, we have*

$$\max_{v \in \text{Span}\{v_1, \dots, v_K\}, \|v\|=1} \langle \xi^{(l)}, v \rangle = 1 + O_{\prec}(n^{-1/2} + \phi^{1/2} d_K^{-1} + d_K^{-2}).$$

Proof: From Lemma 3, for $j \notin A_s$, we have

$$\sum_{k \in A_s} \langle \tilde{v}_j^{(l)}, v_k \rangle^2 = O_{\prec}(n^{-1/2}).$$

Therefore, we have

$$\sum_{k \in A_s} \langle \xi^{(l)}, v_k \rangle^2 = \sum_{k \in A_s} \langle \xi_s^{(l)}, v_k \rangle^2 + O_{\prec}(n^{-1/2}).$$

Hence we have

$$\begin{aligned} \sum_{k=1}^K \langle \xi^{(l)}, v_k \rangle^2 &= \sum_{s=1}^S \sum_{k \in A_s} \langle \xi_s^{(l)}, v_k \rangle^2 + O_{\prec}(n^{-1/2}) \\ &= \sum_{s=1}^S \|\xi_s^{(l)}\|^2 + O_{\prec}(n^{-1/2} + \phi^{1/2} d_K^{-1} + d_K^{-2}) \\ &= 1 + O_{\prec}(n^{-1/2} + \phi^{1/2} d_K^{-1} + d_K^{-2}) \end{aligned}$$

by Lemma 3. Finally, since $\langle \xi^{(l)}, v \rangle$ is maximised by taking

$$v = \frac{\sum_{k=1}^K \langle \xi^{(l)}, v_k \rangle v_k}{(\sum_{k=1}^K \langle \xi^{(l)}, v_k \rangle^2)^{1/2}},$$

we have

$$\begin{aligned} \max_{v \in \text{Span}\{v_1, \dots, v_{K^*}\}, \|v\|=1} \langle \xi^{(l)}, v \rangle &= \frac{\sum_{k=1}^K \langle \xi^{(l)}, v_k \rangle^2}{(\sum_{k=1}^K \langle \xi^{(l)}, v_k \rangle^2)^{1/2}} \\ &= 1 + O_{\prec}(n^{-1/2} + \phi^{1/2} d_K^{-1} + d_K^{-2}) \end{aligned}$$

by Taylor's expansion. Thus the proof is complete.

We are now ready to prove (5) and complete the proof of Proposition 1:

From Lemma 4, for $l = 1, 2$, we have

$$\min_{\xi^{(l)} \in \tilde{V}_K^{(l)}; \|\xi^{(l)}\|=1} \max_{v \in V_K; \|v\|=1} \langle \xi^{(l)}, v \rangle = 1 + O_{\prec}(n^{-1/2} + \phi^{1/2} d_K^{-1} + d_K^{-2}).$$

This implies

$$\max_{\xi^{(l)} \in \tilde{V}_K^{(l)}; \xi^{(l)} \neq 0} \min_{v \in V_K; v \neq 0} \sin \angle(\xi^{(l)}, v) = O_{\prec}(n^{-1/2} + \phi^{1/2} d_K^{-1} + d_K^{-2}). \quad (\text{S.14})$$

Note that the roles of $\xi^{(l)}$ and v in Lemma 4 are interchangeable, as demonstrated in the proof. Hence, by the swapped version of (S.14), we can show that

$$\max_{v \in V_K; v \neq 0} \min_{\xi^{(l)} \in \tilde{V}_K^{(l)}; \xi^{(l)} \neq 0} \sin \angle(v, \xi^{(l)}) = O_{\prec}(n^{-1/2} + \phi^{1/2} d_K^{-1} + d_K^{-2}) \text{ for } l = 1, 2.$$

Therefore, the proof is complete.

Remark 1. *When the eigenvalues are distinct, for $k = 1, \dots, K - 1$, it is easy to derive result analogous to Lemma 4 for $\xi^{(l)} \in \text{Span}\{v_1, \dots, v_k\}$. Hence we can verify that (5) holds.*

B.2 Proof of Theorem 1

Proof: Without loss of generality, we prove under the assumption that $J = 1$. It suffices to show that

$$c_k + \sin \angle(\tilde{V}_k^{(1)}, \tilde{V}_k^{(2)}) \gtrsim c_K + \sin \angle(\tilde{V}_K^{(1)}, \tilde{V}_K^{(2)}) + \delta/2 \text{ for } k \in \mathcal{K}, k \neq K$$

as $n \rightarrow \infty$.

For $k \leq K - 1$, since $c_k - c_{k+1} > \delta$, it follows that $c_k - c_K > (K - k)\delta$. Hence, we have

$$\begin{aligned}
& c_k + \sin \angle(\tilde{V}_k^{(1)}, \tilde{V}_k^{(2)}) - c_K - \sin \angle(\tilde{V}_K^{(1)}, \tilde{V}_K^{(2)}) \\
& > (K - k)\delta - O_{\prec}(n^{-1/2} + \phi^{1/2}d_K^{-1} + d_K^{-2}) \\
& \gtrsim \delta/2
\end{aligned} \tag{S.15}$$

as $n \rightarrow \infty$ by Proposition 1.

On the other hand, for $k > K$, by Proposition 1, we have

$$\begin{aligned}
& c_k + \sin \angle(\tilde{V}_k^{(1)}, \tilde{V}_k^{(2)}) - c_K - \sin \angle(\tilde{V}_K^{(1)}, \tilde{V}_K^{(2)}) \\
& = c_k - c_K + 1 - O_{\prec}((p \min\{n, p\})^{-1/2}) \\
& > \delta - 1 + 1 - O_{\prec}((p \min\{n, p\})^{-1/2}) \\
& \gtrsim \delta/2
\end{aligned} \tag{S.16}$$

as $n \rightarrow \infty$. Combining (S.15) and (S.16), the proof is complete.

B.3 Proof of Corollary 1

Recall that

$$\text{SC2}(k) = \frac{l(k)}{l(0)} + \text{INS}(k),$$

where $l(k) = \sum_{j=k+1}^{K_{\max}} \log(\tilde{\sigma}_j + 1)$ for $k = 0, 1, \dots, K_{\max} - 1$ and $l(K_{\max}) = 0$. It is obvious that $1 > l(1)/l(0) > \dots > l(K_{\max})/l(1) = 0$. Moreover, from the assumption in the theorem, we have

$$\log(\sigma_K)/\log(\sigma_1) \gtrsim 1/C. \tag{S.17}$$

From Theorem 2.3 of Bloemendal et al. (2016), for $j \in \{1, \dots, K\}$, we have

$$|\tilde{\sigma}_j - \phi^{1/2} - \phi^{-1/2} - d_j - d_j^{-1}| \prec \left(1 + \frac{d_j}{1 + \phi^{-1/2}}\right) \min\{p, n\}^{-1/2}.$$

Since $\sigma_j \asymp \phi^{1/2}d_j$, by (S.17) and the assumption that $p \asymp n$, we have

$$\log(\tilde{\sigma}_K + 1)/\log(\tilde{\sigma}_1 + 1) \gtrsim 1/C_2$$

for some $C_2 > 1$. This implies that for $k \in \{1, \dots, K-1\}$,

$$\frac{l(k)}{l(0)} - \frac{l(k+1)}{l(0)} = \frac{\log(\tilde{\sigma}_{k+1} + 1)}{l(0)} \gtrsim \frac{1}{K_{\max} C_2}.$$

On the other hand,

$$\frac{l(K)}{l(0)} - \frac{l(K_{\max})}{l(0)} \leq \frac{l(1)}{l(0)} - \frac{l(K_{\max})}{l(0)} = 1 - \frac{\log(\tilde{\sigma}_1 + 1)}{\sum_{j=1}^{K_{\max}} \log(\tilde{\sigma}_j + 1)} < 1 - \frac{1}{K_{\max}}.$$

Hence the proof is complete by Theorem 1, taking $\delta = K_{\max} C_2$.

B.4 Proof of Corollary 2

Recall that

$$\text{SC3}(k) = \frac{\log(1 + p^{-1} \sum_{j=k+1}^p \tilde{\sigma}_j^2)}{\log(1 + p^{-1} \sum_{j=1}^p \tilde{\sigma}_j^2)} + \text{INS}(k).$$

It is obvious that the first term of SC3 lies between 0 and 1 for $k \in \mathcal{K}$. Note that $\sigma_k^2 \asymp p$ for $k = 1, \dots, K$. Therefore, by Theorem 2.3 of Bloemendal et al. (2016) and the assumption that $p \asymp n$, we can show that $\tilde{\sigma}_k^2 \asymp p$ for $k = 1, \dots, K$. Let $L(0) = \log(1 + p^{-1} \sum_{j=1}^p \tilde{\sigma}_j^2)$. For $k \in \{1, \dots, K-1\}$, we have

$$\begin{aligned} \frac{\log(1 + p^{-1} \sum_{j=k+1}^p \tilde{\sigma}_j^2)}{L(0)} - \frac{\log(1 + p^{-1} \sum_{j=k+2}^p \tilde{\sigma}_j^2)}{L(0)} &= \frac{1}{L(0)} \log \left(1 + \frac{p^{-1} \tilde{\sigma}_{k+1}^2}{1 + p^{-1} \sum_{j=k+2}^p \tilde{\sigma}_j^2} \right) \\ &\geq \frac{1}{L(0)} \log \left(1 + \frac{p^{-1} \tilde{\sigma}_K^2}{1 + p^{-1} \sum_{j=1}^p \tilde{\sigma}_j^2} \right) > 0. \end{aligned} \tag{S.18}$$

On the other hand,

$$\begin{aligned} &\frac{\log(1 + p^{-1} \sum_{j=K+1}^p \tilde{\sigma}_j^2)}{L(0)} - \frac{\log(1 + p^{-1} \sum_{j=K_{\max}+1}^p \tilde{\sigma}_j^2)}{L(0)} \\ &\leq \frac{\log(1 + p^{-1} \sum_{j=K+1}^p \tilde{\sigma}_j^2)}{L(0)} \\ &\leq 1 - \frac{L(0) - \log(1 + p^{-1} \sum_{j=K+1}^p \tilde{\sigma}_j^2)}{L(0)} \\ &\leq 1 - \frac{1}{L(0)} \log \left(1 + \frac{p^{-1} \tilde{\sigma}_1^2}{1 + p^{-1} \sum_{j=K+1}^p \tilde{\sigma}_j^2} \right) < 1. \end{aligned} \tag{S.19}$$

Hence by (S.18) and (S.19), the conditions of Theorem 1 are satisfied and proof is complete.

References

- Ahn, S. C. and Horenstein, A. R. (2013). Eigenvalue ratio test for the number of factors. *Econometrica*, 81(3):1203–1227.
- Anderson, T. and Rubin, H. (1956). Statistical inference in factor analysis. In *Proceedings of the Third Berkeley Symposium on Mathematical Statistics and Probability, 1956*, pages 111–150. University of California Press.
- Bai, J. (2003). Inferential theory for factor models of large dimensions. *Econometrica*, 71(1):135–171.
- Bai, J. and Ng, S. (2002). Determining the number of factors in approximate factor models. *Econometrica*, 70(1):191–221.
- Bai, Z., Choi, K. P., and Fujikoshi, Y. (2018). Consistency of AIC and BIC in estimating the number of significant components in high-dimensional principal component analysis. *The Annals of Statistics*, 46(3):1050–1076.
- Bloemendal, A., Knowles, A., Yau, H.-T., and Yin, J. (2016). On the principal components of sample covariance matrices. *Probability Theory and Related Fields*, 164(1):459–552.
- Chen, Y. and Li, X. (2022). Determining the number of factors in high-dimensional generalized latent factor models. *Biometrika*, 109(3):769–782.
- Chen, Y., Li, X., and Zhang, S. (2020). Structured latent factor analysis for large-scale data: Identifiability, estimability, and their implications. *Journal of the American Statistical Association*, 115(532):1756–1770.
- Danziger, S. A., Swamidass, S. J., Zeng, J., Dearth, L. R., Lu, Q., Chen, J. H., Cheng, J., Hoang, V. P., Saigo, H., Luo, R., et al. (2006). Functional census of mutation sequence spaces: the example of p53 cancer rescue mutants. *IEEE/ACM Transactions on Computational Biology and Bioinformatics*, 3(2):114–125.
- Dobriban, E. and Owen, A. B. (2019). Deterministic parallel analysis: an improved method for selecting factors and principal components. *Journal of the Royal Statistical Society Series B: Statistical Methodology*, 81(1):163–183.
- Fang, Y. and Wang, J. (2012). Selection of the number of clusters via the bootstrap method. *Computational Statistics & Data Analysis*, 56(3):468–477.

- Ke, Z. T., Ma, Y., and Lin, X. (2023). Estimation of the number of spiked eigenvalues in a covariance matrix by bulk eigenvalue matching analysis. *Journal of the American Statistical Association*, 118(541):374–392.
- Lim, C. and Yu, B. (2016). Estimation stability with cross-validation (ESCV). *Journal of Computational and Graphical Statistics*, 25(2):464–492.
- Liu, H., Roeder, K., and Wasserman, L. (2010). Stability approach to regularization selection (stars) for high dimensional graphical models. *Advances in Neural Information Processing Systems*, 23.
- Liu, X., Wallin, G., Chen, Y., and Moustaki, I. (2023). Rotation to sparse loadings using L^p losses and related inference problems. *Psychometrika*, 88:527–553.
- Lopes, M. E., Blandino, A., and Aue, A. (2019). Bootstrapping spectral statistics in high dimensions. *Biometrika*, 106(4):781–801.
- Onatski, A. (2009). Testing hypotheses about the number of factors in large factor models. *Econometrica*, 77(5):1447–1479.
- O’Rourke, S., Vu, V., and Wang, K. (2018). Random perturbation of low rank matrices: Improving classical bounds. *Linear Algebra and its Applications*, 540:26–59.
- Pfister, N., Williams, E. G., Peters, J., Aebbersold, R., and Bühlmann, P. (2021). Stabilizing variable selection and regression. *The Annals of Applied Statistics*, 15(3):1220–1246.
- Rohe, K. and Zeng, M. (2023). Vintage factor analysis with varimax performs statistical inference. *Journal of the Royal Statistical Society Series B: Statistical Methodology*, 85:1037–1060.
- Sun, W., Wang, J., and Fang, Y. (2013). Consistent selection of tuning parameters via variable selection stability. *The Journal of Machine Learning Research*, 14(1):3419–3440.
- Sun, W. W., Qiao, X., and Cheng, G. (2016). Stabilized nearest neighbor classifier and its statistical properties. *Journal of the American Statistical Association*, 111(515):1254–1265.
- Wang, J. (2010). Consistent selection of the number of clusters via crossvalidation. *Biometrika*, 97(4):893–904.
- Yu, B. (2013). Stability. *Bernoulli*, 19(4):1484–1500.

- Yu, B. and Kumbier, K. (2020). Inaugural article by a recently elected academy member: Veridical data science. *Proceedings of the National Academy of Sciences of the United States of America*, 117(8):3920.
- Yu, Y., Wang, T., and Samworth, R. J. (2015). A useful variant of the Davis–Kahan theorem for statisticians. *Biometrika*, 102(2):315–323.