

Improving Encrypted Transport Protocol Designs: Deep Dive on the QUIC Case

Florentin Rochet
University of Namur

Abstract

We propose in this paper to revisit the design of existing encrypted transport protocols to improve their efficiency. We call the methodology “Reverso” from reversing the order of field elements within a protocol specification. We detail how such a benign-looking change within the specifications may unlock implementation optimizations for encrypted protocols. To demonstrate our findings, we release `quiceh`, a QUIC implementation of QUIC VReverso, an extension of the QUIC V1 standard (RFC9000). Our methodology applied to the QUIC protocol reports $\approx 30\%$ of CPU efficiency improvement for processing packets at no added cost on the sender side and without relaxing any security guarantee from QUIC V1. We also implement a fork of Cloudflare’s HTTP/3 module and client/server demonstrator using `quiceh` and show our optimizations to directly transfer to HTTP/3 as well, resulting in our new HTTP/3 to be $\approx 38\%$ more efficient than the baseline implementation using QUIC V1. We argue that Reverso applies to any modern encrypted protocol and its implementations and that similar efficiency improvement can also be unlocked for them, independently of the layer in which they operate.

1 Introduction

Encrypted transport protocols evolved with different background contexts but share similarities in design principles. Tor [16], for example, was designed as a stream-based multi-hop TCP/IP overlay in the early 2000’s, encrypts 512-bytes sized packets called “cells” mixing routing information, end-to-end transport control and end-to-end data. The design involves a superposition of headers with trailing data. More recently, QUIC [35] and TCPLS [50] are designed as general-purpose transport protocols rooted in being extensible, on offering a 1-RTT handshake, and on being middlebox resilient throughout their evolution. Middlebox resilience is also a shared property of Tor, which comes from fully encrypting the control information, and enforcing exact sizes. Other pro-

tol designs, such as TCP, DCCP [32] or SCTP [56, 57] apply encryption following an encapsulation approach without changing much of their initial design. In some cases, middlebox interferences remain (e.g., TLS/TCP), but backward compatibility is maintained.

More generally, cryptography imposed itself as a fundamental requirement for transporting information over the Internet. There have been several concerted factors for more than 15 years now. The Privacy necessity for end users, the explicit proof of state-level threats from Snowden revelations [18], the efficiency improvement of cryptography, from better designs to dedicated CPU instructions [2], or the continuous research improvement and stronger security guarantees brought from novel cryptography primitives, mainly thanks to the IACR research community [1].

Applying cryptography is a fundamental paradigm change to Internet communication. This change is happening and we argue that it should involve questioning protocol designs. We show that a non-negligible part of the cost of using cryptography in modern encrypted transport protocols is caused by a misalignment with the protocol specifications, preventing implementers to efficiently manipulate existing interfaces to symmetric cryptographic primitives, especially on the receiving side.

In this paper, we identify this misalignment and explain how to adapt the design of encrypted transport protocols to support an efficiency improvement on the receiver side implementations, without touching the current cryptography interface of authenticated encryption. We argue that existing protocols could adapt with low effort, and that the suggestions may apply to any future transport protocol involving mixed encryption of control and data.

We usually represent control and data with a header, and then the data following. We write both information from left to right at the sender and read the data from left to right at the receiver. One insight we give in this research is that if we mirror those operations on an encrypted protocol, then there are implementation optimization opportunities. By mirroring, we mean writing from *left to right*, and

reading from *right to left*. To support the mirroring operation, we need to reverse the order of field elements on the wire: instead of say, Type (u8), foo (u16), Data (up to packet boundary), we would write from left to right the field elements Data (up to foo), foo (u16), Type (u8 closing on boundary). We would then read from right to left at the receiver by jumping to the packet boundary and then rewinding to process the information. We show in this paper that this change supports achieving *contiguous zero-copy* reading for encrypted protocols that mix control and data.

Moreover, we introduce `quiche`, our QUIC implementation implementing `VReverso`, a suggested extension to the QUIC protocol implementing our findings. Our efficiency benchmarks report $\approx 30\%$ efficiency increase compared to the baseline for the new QUIC protocol. We also implement an HTTP/3 client and server using QUIC `VReverso`, and demonstrate that our findings directly translate to HTTP/3, improving its efficiency by $\approx 38\%$ compared to the baseline.

2 Background

2.1 AEAD ciphers

AEAD [51] stands for Authenticated Encryption with Associated Data and regroups encryption schemes built to ensure data confidentiality and data + associated data authenticity. AEAD encryption outputs an explicitly sized contiguous set of bytes, including the encrypted form of the input data and a tag computed from both the data and the associated data. Security notions of such ciphers typically include semantic security under chosen-plaintext attacks and ciphertext integrity thanks to the strong unforgeability of the tag using an Encrypt-then-MAC composition paradigm [7]. The decryption process verifies the tag's validity by re-computing it using the encrypted data and the associated data, then compares the result to the received tag. If those match, the Cryptographic primitive outputs a decryption of the data. If it does not match, the primitive generates an error, and decryption halts.

Typical AEAD ciphers standardized for usage in modern protocols such as TLS 1.3 and QUIC involve different block size. We mainly have AES-GCM or AES-CCM both having 128-bits blocks. The CHACHA20 crypto primitive is part of the AEAD CHACHA20+POLY1305 typically faster on processors without AES-NI accelerations, and has 512-bits blocks. RFC5116 [37] is the proposed standard for interfacing AEADs with any software. In particular, for the decryption operation, the RFC suggests implementers to not output any cleartext as long as the whole ciphertext and associated data have not been verified. In consequence, typical Crypto libraries with AEAD APIs are atomic; i.e., it requires the message to fully be buffered before encryption or decryption. In the case of decryption, it may usually either be in-place (where the ciphertext is stored) or at a destination address

provided to the API. Non-exhaustive examples of these libraries having such an API are OpenSSL (for CCM mode), WolfSSL, BoringSSL, NaCL. Exceptions may exist, such as OpenSSL AES-GCM's `EVP_DecryptUpdate()` supporting partial decryption without any tag verification until the last byte of the ciphertext is provided. This is however unadvised as per RFC5116, and could lead to various security issues if any partially decrypted data is processed before the tag is checked. Moreover, the literature in authenticated encryption is filled with catastrophic failures on real-world protocols, strengthening the arguments [3, 8, 19] for an atomic interface to process encrypted streams.

2.2 QUIC

QUIC [35] is a transport protocol recently standardized as RFC9000 [29] and supports reliable, confidential, and authenticated stream-based exchange of data over the Internet using an AEAD cipher to encrypt both Application Data and QUIC control information. After the handshake, whose goal is to derive an unpredictable and MITM-resistant symmetric key efficiently, endpoints typically exchange UDP-encapsulated QUIC packets, as depicted on Figure 1, containing a *protected* QUIC Short Header [59] and the authenticated and confidential payload mixing control information and potential Application-level data. The entire packet header is part of the associated data.

Two-levels encryption QUIC has a two-levels encryption/decryption procedure (Figure 1): the payload is encrypted using an AEAD, and part of the QUIC header is encrypted using a one-time pad keyed from a per-packet key-derivation procedure detailed in RFC9001 [59], Section "Header Protection". In a nutshell, the important property of semantic security [23, 24] for the QUIC Header encryption is gained from deriving a new key for each packet, depending on the encryption output of the AEAD, and a secure PRF (Pseudo Random Function) effectively offering probabilistic encryption. The authenticity of the encrypted information within the Header is verified from using the cleartext header (after header decryption) as associated data to the AEAD's decryption procedure of the payload. If such decryption fails, then it means either the payload or the header has been altered on the wire. Any usage of the decrypted QUIC header before payload decryption occurs must be realized with caution, as the information is not yet authenticated. Typical QUIC V1 implementations do not make use of the decrypted QUIC Header before the AEAD's decryption succeeded.

QUIC features QUIC involves features such as connection migration, flexible congestion control, streams, and extensions such as unreliable datagrams [46] or multipath [13, 36]. Each of these features have their own set of frames. QUIC is defined to be the underlying transport protocol for HTTP/3 [10].

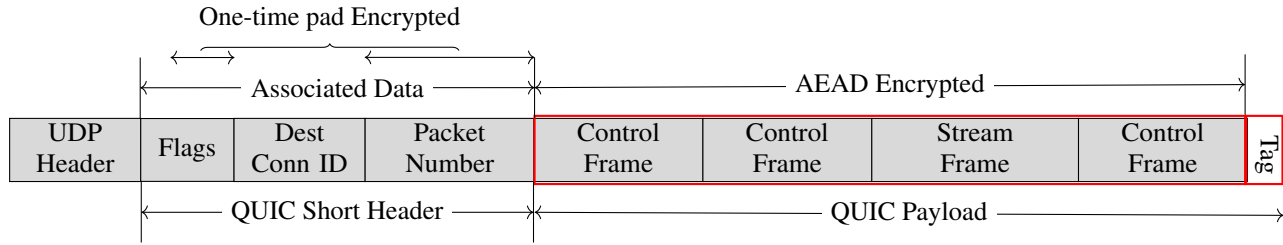


Figure 1: Typical QUIC short header packet, exchanged after the session is established

3 Protocol Reverso!

3.1 Revisiting Transport Protocol Designs

We make the observation that we may benefit from changing the structure of the protocol information to unlock contiguous zero-copy in implementations. This section goes into some details on how we designed protocols with encryption, discusses existing challenges in interfacing with encryption and decryption primitives, and what we could do in the future to let implementers write more efficient code.

3.2 Today’s landscape

Authenticated encryption is currently used in protocol implementations such as QUIC or TLS 1.3, yet without much difference compared to not using any encryption from the implementer’s perspective. Indeed, in protocol designs, cryptography was generally specified as an optional pass over the payload, in independence from the protocol’s design. It makes sense to not touch established protocols having no privacy property to limit friction for encryption integration to gain privacy, such that implementers of existing protocols would have an easier way forward adding encryption support. However, in recent years, protocols like QUIC or TCPLS [49, 50] have come forward, making cryptography a fundamental building block to the design, and not an optional pass. Nevertheless, despite being a fundamental building block, encryption operations in QUIC are designed as a black box operation over the current structure of information, likely as a heritage of how we used to apply encryption to established protocols, and as a consequence of the low flexibility cryptography APIs have converged to, due to the risk of misusing cryptography building blocks [8].

Today, with authenticated encryption, we buffer the whole message to pass the tag verification and then decrypt. Decryption usually happens in place for cache efficiency (i.e., the decrypted payload is copied at the address where the encrypted information was stored). Once the decrypted content is copied back in place, the control information contained in the various headers is then processed from left to right, and any chunk of data belonging to the upper layer is eventually copied into a contiguous buffer allocated by the caller.

Figure 2 gives a more detailed description of this process. This figure generalizes to any transport protocol involving authenticated encryption. For simplicity, we represent the processing pipeline in three layers. The network layer contains the basic unit for Internet communication: the Internet Protocol, and basic transport protocols such as UDP, TCP, or SCTP. The structure of those basic transport units is contained within the network’s buffer Payload and is not detailed.

The transport layer contains transport protocols involving authenticated encryption. In implementations, we obtain this layer’s contiguous data by calling a network API, represented as `network::read()`, that would copy the needed information (essentially what is within the network’s buffer payload). On this representation of the transport layer, these protocols may contain a small unencrypted header with potentially encrypted header bytes, followed by an encrypted blob of information mixing specific protocol data, and the data belonging to the application layer. For generality, we represent the information encrypted in the payload as chunks, and we call information specific to the transport “control”, and information belonging to the upper layer “data”. Importantly, by design of the cryptographic primitive, the full amount of encrypted data must be buffered from the network’s read interface before we can process it at the transport layer. We represent a single unit of such encryption in Figure 2. Decryption usually happens in place within implementations, followed by the transport layer’s chunks processing. Processing the data is performed in a natural order from left to right.

Eventually, the application layer reads data through the transport read interface, represented as `transport::read()`. Due to mixed encrypted control and data within the transport layer and the requirement to only expose data to the application, the data chunks are tracked by the transport’s implementation. Implementations may then either copy these chunks into a contiguous buffer or expose them in a buffer-less manner through multiple fragments belonging to the transport layer (sometimes referred as zero-copy too). The latter approach makes it usually more challenging for the upper layer to manipulate from an API complexity standpoint, and then forces a copy on the upper layer code for any contiguous data that happens to be larger than the chunk size, since the data would spill across fragments (e.g., some JSON formatted string in HTTP/3) and requires to be reassembled before the

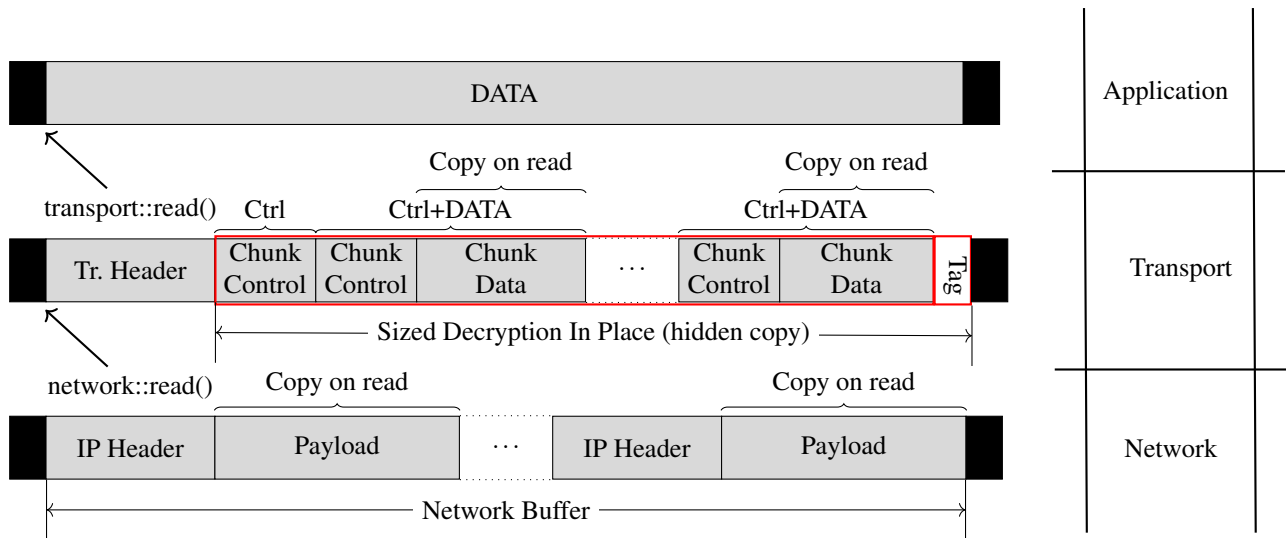


Figure 2: Data moving up the stack while being processed. Red borders indicate encrypted information.

upper layer may process it. In a sense, these transports interface are not really offering a true zero-copy interface, and this due to a misalignment between transport specifications and encryption, creating those fragments in memory.

Note that usually, in such protocol implementation, the first approach is preferred for ease of use, and the transport read interface receives for input a contiguous memory array in which the transport can copy the relevant upper layer data. Introducing Reverso, we now describe how changing the protocol specifications would make implementations simpler and more efficient.

3.3 Introducing Reverso!

In networking stack implementations, the receiving pipeline requires copying data at each stack boundary. These copies consume a non-negligible CPU work, depending on the data location in the system's memory layout (L2, L3 cache, or main memory). We improve the process by slightly adapting the information structure within the encrypted transport protocol design to optimize out the copy between the transport and its upper layer. The devil in the details lies in the implementation. Two key principles may be applied to any encrypted transport protocol:

Principle 1. The order of the fields within all encrypted control chunks are reversed. That is, if a chunk defines, say, the following three elements: `type (u8), foo (u16), bar (u64)`. This chunk should now be specified as `bar (u64), foo (u16), type (u8)`.

Principle 2. The order and number of chunks containing data within a single encryption matter. Regarding the order,

the chunk of data itself must be the first element within the encryption, followed by its control chunk, which we may call the data footer. Next, we may have as many control chunks as needed (up to packet boundary).

If these two principles are part of the protocol specification, then it is possible to optimize the transport's read interface to the above layer. How so? By exploiting the hidden copy of the cryptography primitive (i.e., during decryption, it stores the result at a destination specified by the caller) and by mirroring the read operation while processing the decrypted data.

Figure 3 gives a detailed description of this process and generalizes to any transport protocol involving modern symmetric encryption. While implementing the encrypted transport protocol, we may do the following: instead of decrypting in place, we decrypt into the above layer's buffer. There are many options to manage such a buffer. For simplicity of our explanations, it can be seen as contiguous memory space allocated by the above layer, and for which the encrypted transport layer holds a reference. Once the information is decrypted, the implementation may safely jump to the end of the buffer (the size of the encryption is always known), and backward process the information until it reaches the decrypted above layer's data at the leftmost position. Backward processing from right to left is made possible thanks to the reversed chunks. The trick to obtaining a contiguous data buffer from multiple packets without involving a copy is to make the first byte of the previous packet's data footer the decryption destination address of the next packet. Applying this logic would override the previous packet's control information with the next data chunk by using the cryptographic primitive's hidden copy, leaving a contiguous array of data bytes that can be passed to the upper layer in a buffer-less manner (without

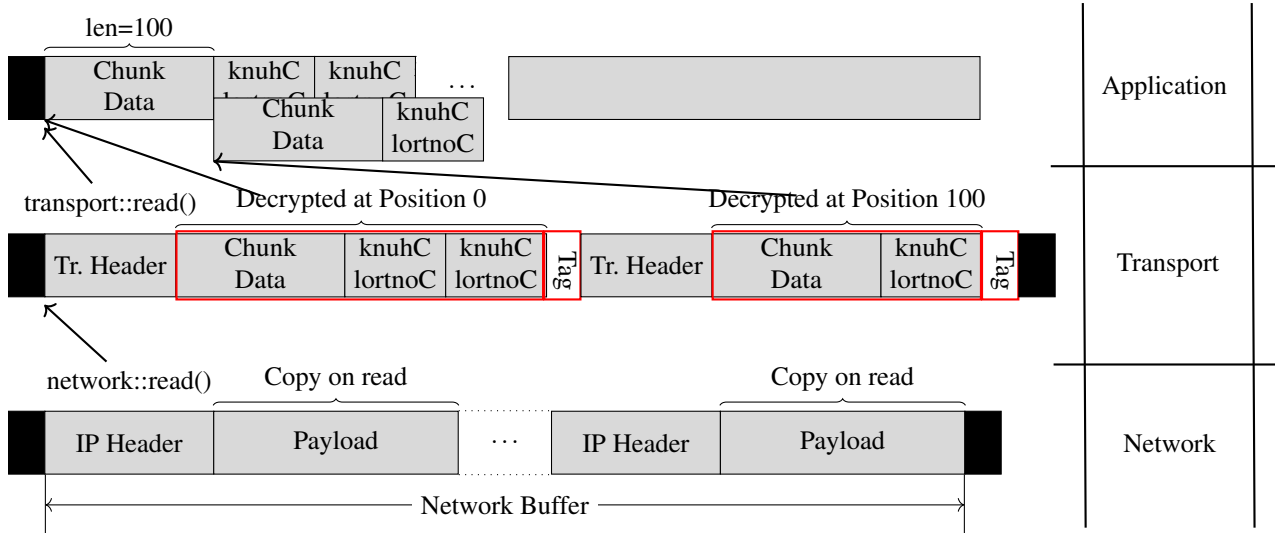


Figure 3: Data moving up the stack while applying Reverso. Compared to Figure 2, a copy of the whole data is prevented in between the transport and upper layers. Made possible by reversing the control information ordering, and by reading the decrypted information from right to left instead of the usual reading from left to right thanks to the reversed control.

more copies for reassembly), shall the implementer wishes to do so.

A few critical remarks regarding this technique:

1. If the position of elements within the encrypted layout is predictable by the receiver, then the first principle may be relaxed to require reversing the data chunk only applying the second principle is required, and we can process from left to right. A protocol making this assumption constrains its extensibility to predictable formats.

2. If the protocol offers a stream abstraction and no CCA-Secure encryption is used, then the integrity must be verified via another means (e.g., an HMAC) for any Stream ID written outside of the encrypted payload because some sensitive buffer management may be required to take place in the implementation (e.g., large allocation on a stream creation) before decryption occurs, and we need to validate such an operation.

3. To guarantee the efficiency of Reverso, the decryption must happen in order. If the packets in the buffer obtained from “network::read()” are decrypted unordered, then the implementation must save a copy of the decryption. To understand why, we may look again at Figure 3, and assume that the chunk to be decrypted at Position 0 appears second in the transport buffer (not in order). The unordered chunk decrypted first at Position 100 would need to be copied because part of the control information from the first encryption may override part of the data during the decryption process. Mixing unordered and ordered packets would result in a partial improvement in proportion to the number of ordered sequences. Unordered packets would make the efficiency situation for handling them similar to today’s protocol implementations. However, this can be avoided. The transport specifications could allow the receiver to know the decryption order, for ex-

ample, by an explicit per-stream numbering in the protected transport Header (encrypted) to support re-ordering before decryption, or by using a reliable bytestream underneath (e.g., TCPLS).

4. We may relax the second principle to obtain data multiplexing within a single encryption. However, only the stream to which belongs the first data occurrence would be guaranteed to have contiguous zero-copy. The other (multiplexed) streams would enjoy partial zero-copy depending on how often multiplexing is applied.

5. A protocol supporting Reverso would have to bump its version number, as the structure of the protocol messages changes.

6. A protocol implementation moving to Reverso may require deprecating the existing receiving API. The API change is, however, expected to be light and cause trivial changes to the App code to support the update.

3.4 Why Reverso?

One other approach than changing the protocol layout could be to revisit the cryptography interface and give more flexibility to manipulate the encrypted bytes. However, this would be going against the current security wisdom gained from the scientific literature showing many catastrophic failures in implementations of highly used protocols in the past with flexible APIs, such as OpenSSH [3] for the SSH protocol or OpenSSL for the TLS protocol [12].

In consequence of such events, Bernstein *et al.* explicitly argued for an atomic interface regarding AEAD capabilities to defend potential padding oracles [11, 47, 60] and potential timing side-channels that existed against major cryptogra-

phy libraries in the past [8, 12]. The standardization of the AEAD interface, RFC5116 [37], accounts for these concerns and recommends a limited set of input/output driving implementations towards exposing an atomic interface, which is eventually what most cryptographic libraries do, therefore making the protocol layout change the reasonable option.

Furthermore, encrypted transport protocols are designed to be extensible, usually have a version negotiation procedure, and are not expected to suffer from ossification [44] past the handshake due to their random looking layout on the wire (once encrypted). As a consequence, applying Reverso to an existing encrypted protocol should not be an hindrance, and applying Reverso to any future encrypted protocol should have a zero security, design and deployment cost compared to the state of the art while supporting an increase of efficiency for implementers to achieve.

4 Reverso for QUIC

The QUIC protocol is an interesting candidate to apply Reverso. Indeed, as the original QUIC paper wrote [35], QUIC focuses on rapid feature development, evolution, and ease of debugging but not CPU efficiency. Therefore, any efficiency-centered design boost of the QUIC Transport protocol should be welcome, as it helps with QUIC’s core weakness. The adaptation we suggest follows the design principles in Section 3.3, and we call the resulting protocol QUIC VReverso. Importantly, they do not add, remove, or modify any of the QUIC features, nor do they negatively impact QUIC’s extensibility and security such that the protocol’s intended goals remain untouched. We summarize the changes, and then discuss some important details.

A few more bytes in the short header. Variable integers representing the stream ID and offset values of the data of the leftmost Stream frame are part of the protected fields of the short header. These elements are encrypted with a one-time pad following QUIC’s header protection mechanism and required to safely support contiguous zero-copy. It adds 2 to 8 bytes in the worst case in the short header (2 to 8 bytes less for the payload).

Multiplexing. Both QUIC V1 and QUIC VReverso allow multiplexing of Stream frames within a QUIC packet. However, it is *recommended* in VReverso to not do any multiplexing for streaming data to the peer, as contiguous zero-copy would only be guaranteed for the Stream ID indicated in the QUIC VReverso short header. Note that QUIC V1 implementations usually put as much data from a single stream within a QUIC packet, and build fairness by rotating which next stream fills the next packet, resulting in no multiplexing. VReverso only gives more incentive to this approach, and does not break anything.

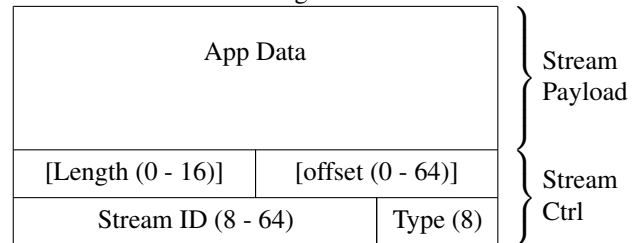
Reversed frames. The wire format of all QUIC frames are reversed. Reversing all the fields means that the processing order (from right to left) is the same than QUIC V1 (from left to

right), hence existing code should need very light adaptation to support the new wire format.

Stream Frame first, then control frames. QUIC V1 does not establish any ordering in a QUIC packet. QUIC VReverso prevents fragmentation by forcing the reversed Stream Frame to be the first encrypted element (if any). The following control frames can be added in any order.

4.1 Reversed QUIC Frames

We reverse every QUIC frame to support processing the information from right to left. For example, the Stream Frame defined in QUIC V1 (RFC 9000 [29]) to carry application data would have the following structure once reversed:



Instead of starting from the Type (8) value, and closing with the App Data, the structure ordering is reversed. A particular detail of attention lies in the variable-length integer definition, which we also require to reverse within Frames. QUIC commonly uses a variable-length encoding for positive integer values within most QUIC Frames to reduce control overheads. The length of the integer is encoded within the field’s two most significant bits in QUIC V1. With Reverso, we require the length (in bytes) to be encoded within the two least significant bits to accommodate backward processing of the data.

Other QUIC frames are then processed with the same logic, consuming all control information until the reading cursor rewinds to the application data position, if any. This principle would also apply to all standardized and ongoing discussed QUIC extensions since it fundamentally requires re-specifying RFC 9000 [29]’s frames format.

4.2 Extended QUIC Short Header

QUIC has the particularity to offer a Stream abstraction to the application layer, meaning that the application can steer independent data through different streams. This capability implies independent buffers on the receiver side. Therefore, regarding Reverso, we must know before decrypting the payload to which Stream ID the encrypted data belongs, if any. Moreover, since QUIC reads data from an unreliable channel, we must also indicate the data’s offset. We enable this by securely extending the one-time pad encryption within the QUIC short header. The QUIC short packet used to exchange data is structured as follows:

```

QUIC 1-RTT Packet {
  Header Form (1) = 0,

```

```

Fixed Bit (1) = 1,
Spin Bit (1),
Reserved Bits (2),          # Protected
Key Phase (1),             # Protected
Packet Number Length (2),  # Protected
Destination Connection ID (0..160),
Packet Number (8..32),     # Protected
Protected Payload (0..24), # Skipped Part
Protected Payload (128),   # Sampled Part
Protected Payload (...),   # Remainder
}

```

Listing 1: A QUIC V1 packet with header protection (src: RFC9001 [59]).

Recall from the background Section 2.2 that QUIC has a two-levels encryption, where part of the header is encrypted using a one-time pad. Therefore, if we desire to extend information within the QUIC 1-RTT Packet’s header, we are required to extend the one-time pad key too, since both information are XORed together and must be the same length. In RFC 9001, they call this one-time pad key a mask. The mask is derived from the underlying Pseudo-Random Function (PRF) selected for the current connection. It is either AES, or CHACHA20, producing an output length of a minimum of 16 bytes. The current header protection applies a XOR operation between the mask and with at most 5 bytes of header plaintext, up to the Packet Number (at most 5 bytes because the Packet Number has a variable length). In consequence, we have 11 more bytes of the PRF’s output trivially available to XOR with any extension. To take advantage of Reverso in a multi-stream context, we are required to extend the short header with at most 8 protected bytes. Therefore, we truncate the existing one-time pad key to 13 bytes instead of 5. The new packet format would be structured as follows:

```

1-RTT Packet {
  Header Form (1) = 0,
  Fixed Bit (1) = 1,
  Spin Bit (1),
  Reserved Bits (2),          # Protected
  Key Phase (1),             # Protected
  Packet Number Length (2),  # Protected
  Destination Connection ID (0..160),
  Packet Number (8..32),     # Protected
  Stream ID (8..32),         # Protected
  Offset (8..32),           # Protected
  Protected Payload (0..24), # Skipped Part
  Protected Payload (128),   # Sampled Part
  Protected Payload (...),   # Remainder
}

```

Listing 2: A QUIC VReverso packet with header protection

The short header would now contain an encryption of two new variable-length integers using similar encoding [59] to the packet number: the Stream ID of the encrypted Stream Frame if any, or 0 if none, and the data offset. Shall QUIC officially support Reverso, Stream ID 0 would become reserved

to indicate to the receiver that the QUIC packet only contains Control information (hence, real Stream IDs start at value 1). We can decrypt packets with Stream ID 0 in place for cache efficiency. Since we decided to use at most 4 bytes to encode the Stream ID, for which 2 bits indicate the length of the offset packed next, it constrains the peers to have an upper limit of 2^{30} streams opened at any time. In most use cases, applications would limit opening streams to a much lower value over QUIC’s transport parameters during the handshake since opening many streams consumes memory to store state information.

Eventually, the offset’s encoding shares the same characteristics as the packet number’s encoding: it encodes a variable 1 to 4 least significant bytes of an unsigned 8 bytes integer, and is decoded based on the value of the current highest contiguous offset received for a given Stream ID, using the decoding algorithm specified in RFC9000’s appendix.

5 Virtuuous circle: iterating designs and implementations

The QUIC protocol specifications have been recently standardized as RFC 9000 [29] after years of efforts starting from Roskin@Google’s experimental protocol [52] building a virtuous circle between specification guidance and implementation feedbacks. The circle does not end with the publication of the RFC. QUIC is designed to support extensions and resist middlebox interference [15,27,44] allowing the circle to continue after deployment. Our effort for Reverso lies in continuing this circle. We aim at auditing existing QUIC stacks, leveraging insights for the potential next iteration of QUIC, and providing an implementation to sustain our feedback.

5.1 Existing Efficient QUIC Stacks

We reviewed 8 QUIC implementations (See Table 1) to estimate the expected benefits of applying Reverso concerning their implementation architecture choices. Multiple considerations influence the resulting architecture, and each project is free to decide what consideration they care about the most, such as seamless integration in applications or portability concerns over various OS platforms. Among the existing QUIC implementations listed by the QUIC IETF working group [61], we looked into the ones that explicitly mention efficiency concerns or claim strong performance, which we believe would be interested by Reverso. They are all written in a language that compiles to native opcodes, and we can distinguish them into two different architectures. We refer to them as layer architecture, and module architecture, defined as follows:

Layer architecture Implementations within this class follow the OSI conceptual layering model and aim to provide

applications a full abstraction to exchange secure bytes between two end hosts over the network, with the additional benefits that the QUIC transport design provides, namely extensibility, migration, and multiplexing with HoL blocking avoidance. As a result, applications using this architecture do not have to directly touch the OS’s network abstraction. The QUIC library would do it for them. The interface of these QUIC libraries typically mimics the insecure layer which they replace, “looks” straightforward to use from the application developer’s viewpoint, and hides to the application the added complexity brought by new multipath features such as migration. However, portability to different systems and lower layer IO capabilities is in charge of the QUIC library.

Module architecture Implementations within this class aim to provide applications a module to prepare or process QUIC packets, acting as an IO interface with no or minimal dependency on the system on which is to run the application. As a result, the application is still responsible for sending or receiving bytes on the network, which technically offloads portability concerns to the application. QUIC libraries with this architecture typically has a much smaller code footprint, but a more complex interface and/or lower efficiency than the layer architecture due to the added inputs/outputs for sending and receiving information.

Name	Owner	LoC	Lang.	Arch.
quic-go [55]	Marten Seemann	72,357	Go	layer
quiche [22]	Cloudflare/protocol	31,772	Rust	module
quicly [43]	Fastly	14,303	C	module
quinn [42]	D.Ochtman, B. Saunders	24,031	Rust	layer
MsQuic [6]	Microsoft	150,785	C/C++	layer
mvfst [38]	Meta	125,500	C++	layer
picoquic [28]	Christian Huitema	76,168	C	layer
XQUIC [4]	Alibaba	37,963	C	module
quiceh	This paper	38,822	Rust	module

Table 1: List of reviewed QUIC V1 implementations with performance claims. LoCs count uses the `cloc` package, excluding any HTTP/3 module, code example and CLI code.

Our Table 1’s review yielded the following observations and insights:

Protocol induced full data copy. All QUIC implementations have at least one copy of all Stream data on the receive path, as expected from the QUIC protocol design version 1 which is forcing this behavior upon implementers due to data fragmentation, as discussed in Section 3.2.

Confusing usage of “zero-copy”. Some implementations work around the memory copy caused by the QUIC design by optionally offering an interface with pointers to chunks having the size of the decrypted stream frame instead of contiguous data, and call it zero-copy. However, it is not. This approach requires the applications to copy into a contiguous array to process any information across chunks, which is essentially offloading the limitation to the application.

Efficiency impact of architectural choice. Layer Architectures are more likely to yield a more efficient implementation due to controlling interactions with the OS Network abstraction, controlling data lifetimes more easily and henceforth avoiding some usage of memory copy operations to bound the network data’s lifetime to the transport connection lifetime. Layer architectures require however much effort to compare on portability with module architectures since these implementations have to write code to handle the different networking abstractions they want to support. This fact explains why those implementations may typically have a larger code footprint, assuming everything else is equal (e.g., the amount of testing coverage).

Impact of the API choice. API choices for a module Architecture may further require an additional copy over the full data path. The memory ownership of the data pulled from the OS Network abstraction usually belongs to the application in such architecture implementations. With simple interfaces between the application and the QUIC library, the QUIC library has to take ownership by a copy of the data. We found one exception in the `quicly` implementation, where a more complex choice for the API and ownership model supports the library to reassemble the Stream data of different packets and take ownership with a single memory copy, while other implementations involve at least two copies to achieve the same goal, but benefits from a more comprehensive interface for the application developers.

Designing a networking API is a challenging task with important considerations for conflicting criteria such as usability, safety, performance and portability. We discuss observations with more details in Appendix A, and give some rational on how to design an API to offer contiguous zero-copy for a module implementation using QUIC VReverso.

5.2 Introducing quiceh

We present `quiceh`, our QUIC implementation supporting QUIC V1 and QUIC VReverso. This implementation is based on Cloudflare’s Rust implementation of QUIC V1 `quiche`, and follows a module architecture as well. That is, `quiceh` is an implementation of QUIC VReverso designed to be portable and efficient. It has no dependency to the system and has a straightforward interface to applications, applying our findings discussed in Sections 3, 4, 5, including the contiguous zero-copy receive API described in Appendix A, and as a consequence, avoids two copies of the full application data inherent to `quiche`. To show the benefits of Reverso, we also modify `quiche`’s internal HTTP/3 module to make use of the new API, resulting in the possibility to write an HTTP/3 client and server with increased efficiency which can process both the HTTP state machine and HTTP data (i.e., HTTP queries and responses) in contiguous zero-copy. Indeed, HTTP/3’s stream semantic is a direct mapping to QUIC’s stream semantic, and therefore a design optimization in the QUIC protocol

may directly benefit HTTP/3. We also argue that this change to the QUIC protocol may strongly improve existing QUIC implementations, and help produce implementations with a similar efficiency. Indeed, at the moment, layer architectures only have one copy, while some module architectures may have two copies or more. Applying our insights would make module architectures on part efficiency-wise with layer Architectures (i.e., all would be copy-free) while retaining their portability benefits while layer architectures would retain their ease of integration on supported platforms.

We split our code contributions in two commits for better readability. The first one aims at only showing the typical amount of work required to be compatible with QUIC VReverso. Namely, it implies having a parser for reversed QUIC frames, some rewinding buffer logic to process the received bytes from right to left after decryption, and the capability to negotiate the new version. We expect these changes to be similarly lightweight for any other implementation, such that moving to Reverso should not be a significant struggle for any of them. These changes do not incur any performance modification; essentially instead of reading from left to right, it is now reading from right to left and still performs the same amount of CPU work globally.

The second commit holds all the code we've written *to take advantage* of Reverso, and improving the efficiency of the initial `quiche` code on which we base our implementation. Importantly for the evaluation, we did not try to optimize anything else we are using from `quiche` to build `quiceh`. We only write the necessary code to get contiguous zero-copy data processing in both QUIC and HTTP/3 while keeping QUIC v1 untouched if negotiated. Atop the previous commit to supporting Reverso, it modifies the inner working of `quiche`, supports an API extension to both `quiche`'s HTTP/3 module and QUIC and an HTTP/3 client and server taking advantage of these improvements. Shall the QUIC specifications eventually extend to support Reverso, only similar work to the first commit would be required in each implementation for compatibility. Then, each project would be free to explore the potential improvements that Reverso offers.

The implementation effort represents about a few hundreds lines change in `quiche` to make the protocol compatible to Reverso. Again, once compatible to Reverso, the implementation may stay as-is with similar efficiency than previously. Then, the amount of effort required to make it copy-free is likely variable from one implementation to another. In the case of `quiche`, we needed a few thousands lines to adapt its inner working, support both versions, and make it copy-free when VReverso is negotiated. Our work is also including more than 400 unit tests covering all features of QUIC VReverso to hopefully assert quality. The resulting implementation and documentation are open-sourced at <https://github.com/frochet/quiceh>.

5.2.1 `quiceh`'s interface and ownership model

`quiceh` is a module architecture providing an IO interface to the application for building and processing QUIC packets. We preserved `quiche`'s initial choice to provide a simple and straightforward interface to use with no system dependency. In a nutshell, to process QUIC packets, the application has to: 1. Instantiate an application buffer object provided by `quiceh`. 2. Retrieve the UDP packets using any method of their choice (e.g., using a kernel syscall or any kernel bypass such as DPDK [20]). The chosen method may also involve zero-copy for data received from the lower layer, which is independent to the optimization Reverso provides. 3. Give the UDP packet containing the encrypted QUIC packet to `quiceh`'s `recv()` interface alongside a reference to the application buffer created. 4. The application may then get notified of any Stream ID with outstanding available data, and read from the stream using a `stream_recv()` interface. The application receives a pointer to a contiguous allocated stream buffer which is part of the application buffer that was created by the application, and which is instrumented by the QUIC library. 5. Notify `quiceh` with the number of bytes consumed using a `stream_consumed()` interface.

The application owns the application buffer and gives a mutable reference to the `quiceh`, which then sends back a pointer to the underlying contiguous range of outstanding bytes to read for a given stream. That is, the application and the library share a memory space for data, and that memory is owned by the application but managed by `quiceh` through a mutable borrow, and through a signaling mechanism built from the API design (e.g., the `stream_consumed()` interface). Without contiguous zero-copy, we typically have separated buffers with copies applied to move the data. Note that “sharing” a memory space between the application and a lower layer is usual for control information, or config information. “Sharing” a memory space for the data is a requirement for zero-copy between abstraction layers, but has no usefulness on QUIC V1 due to the fragmentation problem discussed in Section 3.

5.2.2 Reverso's Unexpected Benefits On QUIC

The expectation we had for implementing Reverso into QUIC was to remove the copy(ies) while processing packets to offer higher efficiency to any application built with QUIC. However, working on the implementation, we uncovered a series of benefits, other than avoiding copies, that Reverso could bring to QUIC. Some of these benefits are already integrated in `quiceh`, and mostly involve a simplified receive code path (that is, writing QUIC VReverso from scratch is easier than QUIC V1) and unexpected performance improvements in edge cases.

Simplifying receive code path As Table 1 shows, implementation efforts for the QUIC protocol are significant (in

terms of LoCs). The complexity of the QUIC protocol is itself high, with many corner cases and exceptions to deal with. In the receive code path, many of these corner cases come from the necessity to reassemble the Stream data, itself complicated by the fact that QUIC packets can be decrypted in any order (yet, require to be read from the application in order). The QUIC protocol is extremely flexible and authorizes corner cases spanning much code to be written to deal with them, and control flow to check for these events.

In `quiche`, we detect several cases of unhelpful packet before payload decryption occurs, thanks to the added Stream ID and offset values within the protected short header. Packets containing non-useful info do not need to be handled, they are discarded before being decrypted, saving otherwise wasted CPU cycles. An example of such case is the spurious retransmission of some data that we received but not acknowledged fast enough to the sender. In `quiche`, those packets can be detected from observing the decrypted offset and stream ID. These are not fully decrypted (only the header is decrypted): we see the data offset overlap and discard the packet before payload decryption because the data was already received in a previous packet. This is also another example on the benefits of not doing multiplexing of Stream frames within a packet. By itself, these benefits may lower the CPU cost impact of more aggressive loss recovery strategy [40], but it remains to be further studied.

6 Efficiency Evaluation

6.1 Microbenchmarks

Methodology We use Criterion [26], an established statistics-driven benchmarking library for Rust code. Our benchmarking code isolates and compares the whole processing pipeline of QUIC packets for `quiche` implementing QUIC V1 and `quiche` implementing QUIC VReverso using what we could call a perfect pipe between the sender and receiver (no performance impact from the pipe) as a result of our setup methodology. We measure the CPU-time throughput of application data in several microbenchmarks hopefully precisely capturing Reverso’s efficiency improvement in a series of three experiments. That is, the microbenchmarks capture and compare the speed for both implementations to process QUIC packets, in a reliable and reproducible way, where every other contributing factors to CPU load than QUIC’s processing code is explicitly not captured (i.e., a perfect pipe assumption).

The first experiment aims to measure the benefits of `quiche`’s receive data path gained from Reverso, and compares it to `quiche` over different processor architectures typically found in laptops, desktops and servers. This microbenchmark is designed to analyze the processing throughput of both libraries for a full initial congestion window, which is 10 QUIC packets by default.

The second experiment compares a set of microbenchmarks

feeding a various amount of QUIC packets at once to both libraries. This experiment aims to capture typical application-level behaviors draining the UDP socket before feeding all QUIC packets at once to the library. The number of packets may depend on the size of the transmitted data or transient bursts and is always bounded by the size of the UDP receive buffer from the kernel (assuming no kernel bypass). The size of the UDP receive kernel buffer can be controlled by the socket option `SO_RCVBUF` in Linux, and has by default a value of 212992 bytes on our system(s) (≈ 157 QUIC packets of 1350 bytes).

The third microbenchmark aims to evaluate HTTP/3 using Reverso, and therefore it evaluates processing a typical Web page of 2,5MB split over 80 streams, as per available HTTPArchive measurements [5]. In this experiment, the whole page’s worth of HTTP/3 data is fed to both libraries through multiple calls of the libraries’ `recv()` interface to simulate real-world usage, feeding chunks of 157 QUIC packets and then reading stream(s) data.

For all experiments, we report Criterion’s best estimate of the processing throughput within the two libraries with a confidence interval of 95% over 5000 runs for each microbenchmark. For reliable comparison, we use the Linux utility `cpupower` to set the processor min and max frequency to its nominal value before the experiment, and we use the Linux utility `taskset` to pin the experiment over a single core. All experiments are single-threaded. We use a maximum datagram size of 1350 bytes, to obtain measurements matching the datagram size expected to work best in the real world, as recommended by Google [25]. Note that while we compare efficiency based on a throughput metrics, those experiments are not designed to maximize throughput, but to reliably compare two designs (QUIC V1, and QUIC VReverso).

(Fig. 4a) Benchmarking on several processors architectures Fig. 4a displays the result of our benchmark evaluation. The improvement stands out across the different processors. applying Reverso, we were able to optimize out two memory copies of all the application Data. Moreover, when packets arrive in order with Reverso, there is no need to manipulate complex data structures performing heap allocation on the fast path to reassemble the packets, such as a min-heap, which contributes to an efficiency boost compared to Cloudflare’s QUIC implementation.

Compared to the baseline, Reverso is lowering the time to process QUIC packets by $\approx 30\%$ for all three tested processors using Rust’s default build configuration with ThinLTO [31]. The improvement is consistent around ≈ 30 to 31% higher efficiency when we compile both libraries using fat LTO. This is an interesting result showing that Reverso’s benefit is directly cumulative to efficiency benefits from compiling with a better optimization level. Altogether they improve packet processing by $\approx 52\%$ on `quiche`’s default build, across all tested configurations on their base rate

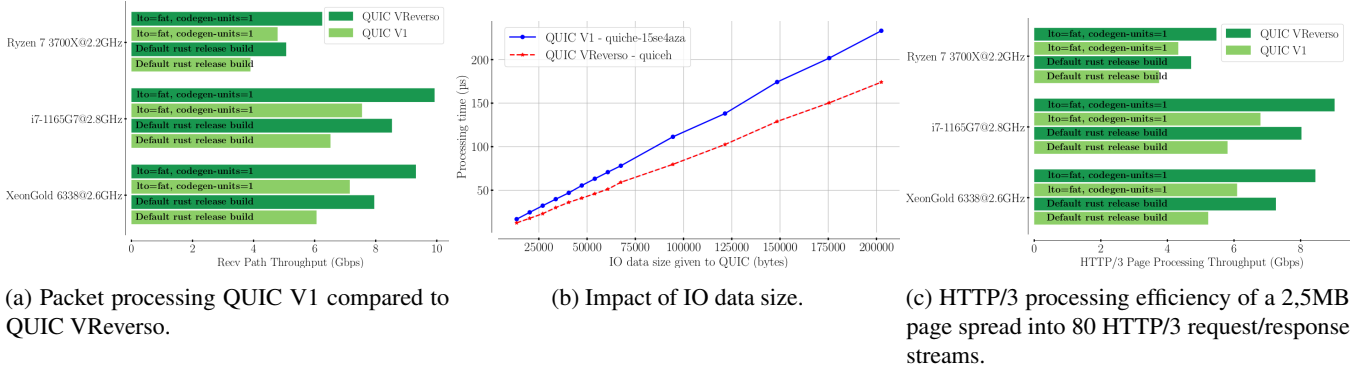


Figure 4: Microbenchmarks comparing QUIC to QUIC VReverso on a Module architecture implementation design. Results averaging 5000 runs with C.I. of 95% (interval too small to appear).

frequency.

Interestingly, our results show that the efficiency gain from Reverso is stronger than cross-module Link Time optimization over all `quiche`'s crates dependencies (fat LTO). This compiler optimization can lead to significant benefits, as depicted here, but it is rarely used by large projects with many dependencies due to a significant increase in build times. This result shows how significant a subtle optimization in a protocol design can be on existing implementations, without any build overhead.

(Fig. 4b) Varying the number of packets fed into the QUIC library Typical usage of either `quiche` or `quicheh`, as per their design architecture implies the application reading data from the OS Network abstraction, and then feeding it to the library for processing. The quantity of data read at once is a value up to the maximum OS's receive buffer size, potentially containing multiple datagrams and multiple QUIC packets. In our experiments, the maximum receive buffer size is Linux's default value of 212992 bytes, meaning that the application is expected to give a quantity of data in the interval $[0, 212992]$ to `quiche` or `quicheh`'s `recv()` interface. Indeed, the expectation is that after draining the data from the network, the application would then directly pass it to the QUIC library (there is no incentive to hold on to it and pass more than 212992 bytes, unless the application tweaks the socket option `SO_RECVBUF`). Figure 4b captures this assumption by benchmarking multiple lengths of buffered data passed to the QUIC library, those lengths being themselves a multiple of the UDP maximum datagram size we're using (1350 bytes). The goal of this experiment is to show the expected efficiency gain across this range of potential events, giving us a proxy of the expected efficiency of `quicheh` in the real world if applications start using our design. Our measures show a decrease of data processing time of $\approx 26\%$ across the x-axis. Note that increasing the size of the kernel's `recvbuf` is then expected increase performance on large bandwidth, since there is no negative effect on the QUIC receiver.

(Fig. 4c) Powering up HTTP/3 with Reverso Our implementation also exposes a zero-copy API for processing HTTP/3 requests or responses. This implementation is an extension of `quiche`'s internal HTTP/3 module, and modifies it to directly pass to the application `quicheh`'s contiguous data. Internally to the HTTP/3 module, all control information (e.g., handshake-related information) is also processed in zero-copy directly from `quicheh`'s contiguous stream data. Since HTTP/3 is technically an application protocol directly built atop QUIC, then any efficiency improvement in the QUIC protocol would translate to an opportunity for an efficiency improvement in the HTTP/3 implementation. The HTTP/3 protocol itself is untouched but requires negotiating QUIC VReverso to benefit from the power-up. Demonstration of this claim is given in Figure 4c. Reverso's optimization directly translates to HTTP/3, and we report $\approx 38\%$ efficiency improvement on both the XeonGold and the i7 processors. We however noted that the performance improvement was $\approx 26\%$ on the Ryzen, and would increase to $\approx 30\%$ by batching a smaller quantity of packets at once (we tried batches of 30 packets). This result shows that the Ryzen, in contrast to the intel, is more sensitive to different input sizes in the library. A smaller L2 cache for the Ryzen may explain the result.

Note that the interface of the H3 module to the application has also minor changes to support the contiguous zero-copy abstraction. We adapted the original `quiche`'s HTTP/3 client and server demonstration application to support `quicheh`. A demonstration server running both the new QUIC protocol and QUIC V1 underneath HTTP/3 is available at <https://reverso.info.unamur.be>.

6.2 Real-world benchmarks

Reordering in the wild The microbenchmark results assume a perfect pipe where no reordering happens. The perfect pipe experimental setup was designed for reliable and precise comparison of the impact of VReverso over a typical QUIC implementation. Of course, the Internet is not perfect. There-

↓ C, → S	BE	FR	DE	CA	SG	AU	PL
BE		99.74	99.76	99.52	99.72	99.52	99.73
FR	90.11		99.96	99.94	99.90	99.90	99.92
DE	89.36	99.96		99.88	99.89	99.89	99.91
CA	96.90	99.90	99.90		99.84	99.92	99.96
SG	94.30	99.90	99.88	99.92		99.92	99.92
AU	98.39	99.92	99.89	99.94	99.90		99.96
PL	96.00	99.85	99.84	99.93	99.79	99.92	

Table 2: Ratio (in %) of ordered QUIC packets from HTTP/3 transfer with VReverso in between vantage points acting as both server (S) and client (C) in America, Europe, Asia and Oceania (100 Mbps Internet connectivity).

fore, we aim at evaluating the likelihood of packet reordering on the Internet using our new QUIC version. As previously explained in Section 3, a packet not arriving in order has for consequence to imply a copy.

To the best of our knowledge, a single research paper looked at UDP reordering in the wild in 2004 [65] stating UDP reordering as a rare event. Regarding QUIC, Ian Swett from Google recently discussed the impact of re-ordering in Google QUIC in the wild and stated it also as a rare event in his ACM SIGCOMM EPIQ’2020 keynote [58], but no experiment results were shared. We set up a few vantage points in North America, Europe, Singapore and Australia and we performed 20 HTTP/3 VReverso downloads of 2.5MiB content between each peer, each acting as a client, and then as a server. We record whether the packets were received in order, and for which contiguous zero-copy as introduced in Figure 3 was performed thanks to our protocol changes.

Table 2 shows that an overwhelming fraction of the data transfer is in order and does happen in zero-copy. An anomaly was however recorded from the Belgian vantage point, were the fraction of ordered packets oscillates between $\approx 89\%$ to $\approx 98.4\%$ depending on the peer. We tracked down the problem to a potential poor DPI performed by a Firewall close to the BE vantage point, as stateful monitoring of QUIC connections requires DPI (in contrast to TLS/TCP). Using a machine in this local network that does not go through the Firewall does not create the anomaly, and gets us $> 99.5\%$ of ordered packets against each other locations. Research works improving the efficiency of networks by preserving packet ordering within NICs and middleboxes could be of importance [54] for the future of encrypted protocols.

These results, while not standing for the global Internet, do however suggest that most QUIC packets should be ordered in the wild, and not necessarily linked to the distance, due to the congestion control kicking-in and reducing bursts of packets on lossy links. We observed less re-ordering issues through the Firewall over high-distance QUIC connections, which may be explained by congestion events we observed

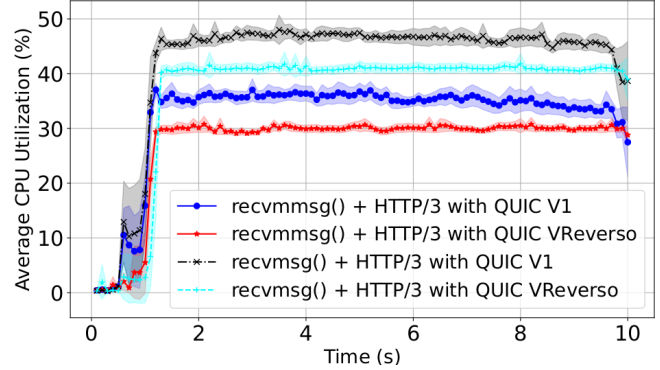


Figure 5: HTTP/3 download CPU utilization with 95% C.I. monitored on a receiver using a i7-1165G7 2.8GHz with frequency scaling disabled (single core monitoring) and maxing out 1 Gbps link.

over the high RTTs connections, which may be reducing the DPI cost on the Firewall and the resulting impact on ordering.

1 Gbps HTTP/3 download While the microbenchmarks measure the QUIC packet processing improvement thanks to Reverso, this evaluation gives more insights about expected benefits with a real network. For each of the experiments, we perform 20 HTTP/3 downloads during 10 seconds saturating a Gbps link with a client using a i7-1165G7 processor with a frequency set to its nominal value (2.8GHz), preventing CPU frequency scaling and therefore improving reliability of the CPU utilization comparison. We measure CPU cycles consumed by the QUIC client every 100ms and display the average over the 20 downloads with a 0.95 confidence interval and compare Reverso’s improvement to an otherwise known and significant improvement that can be applied to QUIC implementations.

Indeed, a known performance problem of QUIC is not QUIC itself, but its carrier: UDP. Every QUIC packet is transported within an UDP packet, and previous research papers [48, 50, 64] as well as industrial reports [21] have pointed to the kernel’s interface (`recvmsg()` and `sendmsg()`) sending a single UDP message per call as being an efficiency bottleneck. Using the kernel’s syscall extensions `recvmmsg()` and `sendmmsg()` is known to have a major impact on improving QUIC’s perceived performance. However, usage of these syscalls is not necessarily widespread due to a variety of reasons. In some languages, like Rust, it is not yet part of the standard API, so using them may incur significant implementation efforts (more than being compatible to Reverso) or may be delayed until support is eventually added. We add support of `recvmmsg()` in our HTTP/3 client and experiment to compare benefits of Reverso to known benefits of using the syscalls extensions. As Figure 5 shows, Reverso’s benefits is roughly similar to half of the benefits of receiving/sending multiple datagrams in one syscall. These experiments also

show that the more the transport aspects of QUIC packets is improved, the more important Reverso’s impact becomes compared to the baseline. As QUIC’s surrounding environment should improve through years, Reverso’s perceived benefits to data receivers is expected to increase.

Limitations The evaluation we provide has required writing the necessary tooling for the new protocol and new QUIC library `quiceh` including an HTTP/3 client/server instrumenting `quiceh`, with support of `recvmsg()` and `sendmsg()`. These tools, however, offer a limited vision to the expected efficiency improvement real clients would obtain among the myriad of potential applications using QUIC VReverso. Compared to related works evaluating QUIC [64] on real-world applications, we cannot yet do any analysis on websites browsing, or video streaming. Doing such analysis would require integrating `quiceh` into an existing browser and an existing web server, over existing services. The current evaluation hopefully hint over the benefits of extending QUIC and starting such efforts. In the future, we may hopefully evaluate Reverso within a myriad of deployed applications.

7 Security of QUIC VReverso

QUIC VReverso retains all benefits and limitations of QUIC V1’s security. It however requires careful usage of header information before AEAD decryption.

In QUIC V1, the receiver decrypts the header and then feeds the decrypted header to the AEAD as associated data to decrypt the payload. The AEAD either correctly decrypts or returns an error if any bit of either the QUIC Header or the payload was changed on the wire. In the meantime, the receiver is not expected to do anything with the decrypted header.

In QUIC VReverso, the added protected information within the header might be needed before decrypting the payload, for example, because the packet header contains a new Stream ID, and the receiver must allocate a new stream buffer before decrypting into it. Since this information is not verified, any memory allocation must be freed if the packet then fails to decrypt properly. Our `quiceh` implementation makes sure than any usage of the QUIC header before decrypting the packet can be rollbacked, and does not create any new opportunity for a Denial of Service.

8 Related Works

Applicability of Reverso. Our work directly applies to academic and industrial QUIC and HTTP/3 extensions [33], such as Datagram [45], Multipath QUIC [13, 14, 36], FEC [39, 40], Proxying [34] and would contribute to more efficient VPNs in general. The principles required for taking advantage of

Reverso’s optimizations described in Section 3 are not protocol specific and may be added to any of them, including many proposals from academics [30, 41, 49, 50], and existing privacy-centred solutions such as Tor [16]. The implementation of these protocols, if Reverso is applied, should as well perceive some level of efficiency improvement. We leave for further works studying benefits of Reverso to other existing designs.

It is also possible to directly apply our implementation technique on TLS 1.3 userspace implementations providing an IO interface (e.g., Rustls [9], GnuTLS [53], WolfSSL [62]) without changing the protocol, since TLS 1.3 is not adding encrypted control information before adding data, and the necessary protocol design principles (Section 3) are already met since the wire layout of TLS1.3 next to the record header only contain encrypted data with 1 byte of encrypted control information at the end of the record.

Zero-copy and stack engineering. While this research paper explains how to design encrypted protocol to eventually support engineering zero-copy in the implementation, research re-designing the stack for lower layers transfer has been an hot topic in system communities. Netmap [48] is a FreeBSD framework bridging NICs to network APIs removing existing syscalls, data copies, and meta-data management overheads to bring data up the stack more efficiently. StackMap [63] further improve netmap’s engineering for TCP/IP. Such effort may be combined to the contribution in this research, as `quiceh` is designed to be system independent and happens on the layer above those contributions. A QUIC stack (now unmaintained), quant [17] uses such architecture design but applied to UDP/IP instead of TCP/IP. Further works could cumulate efficiency benefits applying lower-layer stack optimizations with VReverso.

9 Conclusion

This paper introduces the disruptive idea that protocols mixing encrypted control and data should be specified with “Reverso” to take advantage of the hidden memory copy inherent to cryptography primitives for message reassembly across packets. Designing future encrypted protocols with Reverso offers the unique opportunity for implementers to obtain higher efficiency by offering a contiguous zero-copy interface to the upper layer, which is otherwise impossible due to a combination of inflexible cryptography APIs (for good reasons) and protocol layout fragmentation in today’s encrypted protocol design space. We prove our claims by re-designing QUIC with Reverso, and open-source a full implementation demonstrating the idea to the QUIC community and hopefully raising interest for other designs.

Acknowledgments

We would like to express our sincere gratitude to Laurent Schumacher, Gilles Perrouin and Kazuho Oku for providing feedbacks to this draft. This research also benefited from fruitful discussions with Tobias Pulls, Gaëtan Cassiers and Nick Banks. Any error or omission is entirely the author's own responsibility.

References

- [1] International Association for Cryptologic Research. <https://iacr.org>. Accessed: April 2024.
- [2] Kahraman Akdemir, Martin Dixon, Wajdi Feghali, Patrick Fay, Vinodh Gopal, Jim Guilford, Erdinc Ozturk, Gil Wolrich, and Ronen Zohar. Breakthrough AES performance with intel AES new instructions. *White paper*, June, 11, 2010.
- [3] Martin R Albrecht, Kenneth G Paterson, and Gaven J Watson. Plaintext recovery attacks against ssh. In *2009 30th IEEE Symposium on Security and Privacy*, pages 16–26. IEEE, 2009.
- [4] Alibaba. xquic: cross-platform implementation of QUIC and HTTP/3 protocol. <https://github.com/alibaba/xquic>. Accessed: April 2024.
- [5] Internet Archive. The HTTP Archive. <https://httparchive.org/>. Accessed: March 2024.
- [6] Nick Banks. MsQuic: Cross-platform, C implementation of the IETF QUIC protocol, exposed to C, C++, C# and Rust. <https://github.com/microsoft/msquic>. Accessed: April 2024.
- [7] Mihir Bellare and Chanathip Namprempre. Authenticated encryption: Relations among notions and analysis of the generic composition paradigm. *Journal of cryptography*, 21(4):469–491, 2008.
- [8] Daniel J Bernstein, Tanja Lange, and Peter Schwabe. The security impact of a new cryptographic library. In *Progress in Cryptology—LATINCRYPT 2012: 2nd International Conference on Cryptology and Information Security in Latin America, Santiago, Chile, October 7-10, 2012. Proceedings 2*, pages 159–176. Springer, 2012.
- [9] Joe Birr-Pixton, Dirkjan Ochtman, Daniel McCarney, and Josh Aas. rustls: A modern TLS library in Rust. <https://github.com/rustls/rustls>. Accessed: May 2024.
- [10] M Bishop. RFC 9114: HTTP/3, 2022.
- [11] Daniel Bleichenbacher. Chosen ciphertext attacks against protocols based on the rsa encryption standard pkcs# 1. In *Advances in Cryptology—CRYPTO'98: 18th Annual International Cryptology Conference Santa Barbara, California, USA August 23–27, 1998 Proceedings 18*, pages 1–12. Springer, 1998.
- [12] Billy Bob Brumley and Nicola Taveri. Remote timing attacks are still practical. In *European Symposium on Research in Computer Security*, pages 355–371. Springer, 2011.
- [13] Quentin De Coninck and Olivier Bonaventure. Multipath QUIC: Design and evaluation. In *Proceedings of the 13th international conference on emerging networking experiments and technologies*, pages 160–166, 2017.
- [14] Quentin De Coninck, François Michel, Maxime Piraux, Florentin Rochet, Thomas Given-Wilson, Axel Legay, Olivier Pereira, and Olivier Bonaventure. Pluginizing QUIC. In *Proceedings of the ACM Special Interest Group on Data Communication, SIGCOMM '19*, page 59–74, New York, NY, USA, 2019. Association for Computing Machinery.
- [15] G. Detal, b. Hesmans, O. Bonaventure, Y. Vanaubel, and B. Donnet. Revealing middlebox interference with tracebox. In *Proc. ACM Internet Measurement Conference (IMC)*, October 2013.
- [16] Roger Dingledine, Nick Mathewson, and Paul Syverson. Tor: The Second-Generation Onion Router. In *13th USENIX Security Symposium (USENIX Security 04)*, San Diego, CA, August 2004. USENIX Association.
- [17] Lars Eggert. Towards securing the internet of things with quic. In *Proc. Workshop Decentralized IoT Syst. Security (DISS)*, pages 1–6, 2020.
- [18] Stephen Farrell and Hannes Tschofenig. Pervasive monitoring is an attack. Rfc, 2014.
- [19] Marc Fischlin, Felix Günther, Giorgia Azzurra Marson, and Kenneth G Paterson. Data is a stream: Security of stream-based channels. In *Advances in Cryptology—CRYPTO 2015: 35th Annual Cryptology Conference, Santa Barbara, CA, USA, August 16-20, 2015, Proceedings, Part II 35*, pages 545–564. Springer, 2015.
- [20] Linux Foundation. Data plane development kit (DPDK). <https://www.dpdk.org/>. Accessed: August 2024.
- [21] Alessandro Ghedini. Accelerating udp packet transmission for quic. <https://blog.cloudflare.com/accelerating-udp-packet-transmission-for-quic/>, 2020. Accessed: August 2024.

- [22] Alessandro Ghedini and Lucas Pardue. quiche: Savoury implementation of the QUIC transport protocol. <https://github.com/cloudflare/quiche>. Forked for this paper from commit 8dfc6e0.
- [23] Shafi Goldwasser and Silvio Micali. Probabilistic encryption. *Journal of Computer and System Sciences*, 28(2):270–299, 1984.
- [24] Shafi Goldwasser and Silvio Micali. Probabilistic encryption & how to play mental poker keeping secret all partial information. In *Providing sound foundations for cryptography: on the work of Shafi Goldwasser and Silvio Micali*, pages 173–201. 2019.
- [25] Ryan Hamilton. How the quic protocol finds the maximum mtu for a session ? <https://groups.google.com/a/chromium.org/g/proto-quic/c/uKWLRh9JPCo?pli=1>. Accessed: April 2024.
- [26] Brook Heisler. Criterion.rs: Statistics-driven benchmarking library for Rust. <https://github.com/bheisler/criterion.rs>. Accessed: June 2023.
- [27] B. Hesmans, F. Duchene, C. Paasch, G. Detal, and O. Bonaventure. Are TCP extensions middlebox-proof? In *Proc. Workshop on Hot Topics in Middleboxes and Network Function Virtualization (HotMiddlebox)*, December 2013.
- [28] Christian Huitema. picoquic: Minimal implementation of the QUIC protocol. <https://github.com/private-octopus/picoquic>. Accessed: April 2024.
- [29] Jana Iyengar, Martin Thomson, et al. QUIC: A UDP-based multiplexed and secure transport. In *RFC 9000*. 2021.
- [30] M. Jadin, G. Tihon, O. Pereira, and O. Bonaventure. Securing multipath TCP: Design & implementation. In *Proc. IEEE INFOCOM*, May 2017.
- [31] Teresa Johnson, Mehdi Amini, and Xinliang David Li, editors. *ThinLTO: Scalable and incremental LTO*, 2017.
- [32] E. Kohler, M. Handley, and S. Floyd. Designing DCCP: Congestion control without reliability. *ACM SIGCOMM Computer Communication Review*, 36(4):27–38, August 2006.
- [33] Mike Kosek, Tanya Shreedhar, and Vaibhav Bajpai. Beyond QUIC v1: A First Look at Recent Transport Layer IETF Standardization Efforts. *IEEE Communications Magazine*, 59(4):24–29, 2021.
- [34] Mirja Kühlewind, Matias Carlander-Reuterfelt, Marcus Ihlar, and Magnus Westerlund. Evaluation of QUIC-based MASQUE proxying. In *Proceedings of the 2021 Workshop on Evolution, Performance and Interoperability of QUIC*, pages 29–34, 2021.
- [35] Adam Langley, Alistair Riddoch, Alyssa Wilk, Antonio Vicente, Charles Krasic, Dan Zhang, Fan Yang, Fedor Kouranov, Ian Swett, Janardhan Iyengar, Jeff Bailey, Jeremy Dorfman, Jim Roskind, Joanna Kulik, Patrik Westin, Raman Tenneti, Robbie Shade, Ryan Hamilton, Victor Vasiliev, Wan-Teh Chang, and Zhongyi Shi. The QUIC Transport Protocol: Design and Internet-Scale Deployment. In *Proceedings of the Conference of the ACM Special Interest Group on Data Communication, SIGCOMM ’17*, page 183–196, New York, NY, USA, 2017. Association for Computing Machinery.
- [36] Yanmei Liu, Yunfei Ma, Quentin De Coninck, Olivier Bonaventure, Christian Huitema, and Mirja Kuehlewind. Multipath Extension for QUIC. Internet-Draft draft-lmbdhk-quic-multipath-00, IETF Secretariat, October 2021.
- [37] D. McGrew. An interface and algorithms for authenticated encryption, 2008.
- [38] Meta. mvfst: An implementation of the QUIC transport protocol. <https://github.com/facebook/mvfst>. Accessed: April 2024.
- [39] François Michel, Alejandro Cohen, Derya Malak, Quentin De Coninck, Muriel Médard, and Olivier Bonaventure. FIEC: Enhancing QUIC with application-tailored reliability mechanisms. *IEEE/ACM Transactions on Networking*, 2022.
- [40] François Michel. Flexible QUIC loss recovery mechanisms for latency-sensitive applications, 2023. PhD. Thesis, UCLouvain.
- [41] M. F. Nowlan, N. Tiwari, J. Iyengar, S. O. Amin, and B. Ford. Fitting square pegs through round pipes: Unordered delivery wire-compatible with TCP and TLS. In *Proc. USENIX Symposium on Networked Systems Design and Implementation (NSDI)*, April 2012.
- [42] Dirkjan Ochtman, Benjamin Saunders, and Jean-Christophe Begue. quinn: Async-friendly QUIC implementation in Rust. <https://github.com/quinn-rs/quinn>. Accessed: April 2024.
- [43] Kazuho Oku. quicly: A modular QUIC stack designed primarily for H2O. <https://github.com/h2o/quicly>. Accessed: April 2024.
- [44] G. Papastergiou, G. Fairhurst, D. Ros, A. Brunstrom, K.-J. Grinnemo, P. Hurtig, N. Khademi, M. Tüxen, M. Welzl, D. Damjanovic, and S. Mangiante. De-ossifying the Internet transport layer: A survey and future perspectives. *IEEE Communications Surveys & Tutorials*, 19(1):619–639, 2016.

- [45] T Pauly, E Kinnear, and D Schinazi. Rfc 9221 an unreliable datagram extension to quic, 2022.
- [46] Tommy Pauly, Eric Kinnear, and David Schinazi. An unreliable datagram extension to QUIC. *Internet Engineering Task Force.(September 2018). draft-pauly-quicdatagram-00*, 2018.
- [47] Juliano Rizzo and Thai Duong. Practical padding oracle attacks. In *4th USENIX Workshop on Offensive Technologies (WOOT 10)*, 2010.
- [48] Luigi Rizzo. Netmap: a novel framework for fast packet i/o. In *Proceedings of the 2012 USENIX Conference on Annual Technical Conference*, USENIX ATC'12, page 9, USA, 2012. USENIX Association.
- [49] Florentin Rochet, Emery Assogba, and Olivier Bonaventure. TCPLS: Closely Integrating TCP and TLS. In *Proceedings of the 19th ACM Workshop on Hot Topics in Networks*, HotNets '20, page 45–52, New York, NY, USA, 2020. Association for Computing Machinery.
- [50] Florentin Rochet, Emery Assogba, Maxime Piroux, Korian Edeline, Benoit Donnet, and Olivier Bonaventure. TCPLS: Modern Transport Services with TCP and TLS. In *Proceedings of the 17th International Conference on Emerging Networking EXperiments and Technologies*, CoNEXT '21, page 45–59, New York, NY, USA, 2021. Association for Computing Machinery.
- [51] Phillip Rogaway. Authenticated-Encryption with Associated-Data. In *Proceedings of the 9th ACM Conference on Computer and Communications Security*, pages 98–107, 2002.
- [52] J. Roskind. QUIC, quick UDP internet connections. https://docs.google.com/document/d/1RNHkx_VvKWYwg6Lr8SZ-saqsQx7rFV-ev2jRFUoVD34/preview, 2013. Accessed: April 2024.
- [53] Tim Rühse, Daiki Ueno, Dmitry Baryshkov, and Zoltán Fridrich. The GnuTLS Transport Layer Security Library. <https://www.gnutls.org>. Accessed: May 2024.
- [54] Mariano Scazzariello, Tommaso Caiazzi, Hamid Ghasemirahni, Tom Barbette, Dejan Kostić, and Marco Chiesa. A High-Speed Stateful Packet Processing Approach for Tbps Programmable Switches. In *20th USENIX Symposium on Networked Systems Design and Implementation (NSDI 23)*, pages 1237–1255, Boston, MA, April 2023. USENIX Association.
- [55] Marten Seemann. A QUIC implementation in pure Go. <https://github.com/quic-go/quic-go>. Accessed: April 2024.
- [56] Randall Stewart and Christopher Metz. SCTP: new transport protocol for TCP/IP. *IEEE Internet Computing*, 5(6):64–69, 2001.
- [57] Randall Stewart, M Tüxen, and K Nielsen. RFC 9260: Stream Control Transmission Protocol, 2022.
- [58] Ian Swett. As QUIC as TCP, Optimizing QUIC and HTTP/3 CPU usage. <https://conferences.sigcomm.org/sigcomm/2020/workshop-epiq.html>. EPIQ Keyote, Accessed: April 2024.
- [59] M Thomson and S Turner. RFC 9001: Using TLS to Secure QUIC. RFC Editor, 2021.
- [60] Serge Vaudenay. Security flaws induced by cbc padding—applications to ssl, ipsec, wtls... In *International Conference on the Theory and Applications of Cryptographic Techniques*, pages 534–545. Springer, 2002.
- [61] QUIC WG. Implementations list of the QUIC protocol. <https://github.com/quicwg/base-drafts/wiki/Implementations>. Accessed: April 2024.
- [62] wolfSSL Inc. WolfSSL - Embedded TLS library. <https://github.com/wolfSSL/wolfssl>. Accessed: May 2024.
- [63] Kenichi Yasukata, Michio Honda, Douglas Santry, and Lars Eggert. StackMap: Low-Latency networking with the OS stack and dedicated NICs. In *2016 USENIX Annual Technical Conference (USENIX ATC 16)*, pages 43–56, Denver, CO, June 2016. USENIX Association.
- [64] Xumiao Zhang, Shuowei Jin, Yi He, Ahmad Hassan, Z. Morley Mao, Feng Qian, and Zhi-Li Zhang. Quic is not quick enough over fast internet. In *Proceedings of the ACM Web Conference 2024*, WWW '24, page 2713–2722, New York, NY, USA, 2024. Association for Computing Machinery.
- [65] Xiaoming Zhou and Piet Van Mieghem. Reordering of IP packets in internet. In *International workshop on passive and active network measurement*, pages 237–246. Springer, 2004.

A API Design Rational for Zero-Copy

Designing a networking API is a challenging task. Usability, safety, performance, portability, and stability are usual considerations to interface library features to the application, leading to much variability in implementations. A natural choice for a module architecture reading bytes from a stream could be composed of two API calls. This is exemplified in `quiche` with the following API functions:


```

// Gives encrypted bytes contained in 'buf'
// to QUIC. Returns the number of bytes
// processed or an error code.
fn recv(
    &mut self, buf: &mut [u8],
    info: RecvInfo
) -> Result<usize>;

    ↓ forall readable streams

// Receives decrypted stream bytes in out
// and returns how much have been written,
// and whether the stream is fin. The
// caller is responsible for providing a
// buffer large enough.
fn stream_recv(
    &mut self, stream_id: u64,
    out: &mut [u8],
) -> Result<(usize, bool)>;

```

⌚ Back to `recv()`

Applications using such a module would then typically read from the network, then give their buffered bytes to the QUIC module through the `recv()` API, and eventually obtain contiguous decrypted stream bytes from the `stream_recv()` API call. This choice provides clear usability for the application but forces the QUIC library developers to have two copies of the whole application data. One of these copies is caused by reassembling the Stream frames of different QUIC packets, as we already previously discussed, and which we address thanks to Reverso. The other copy is caused by an equally subtle fact: *The QUIC connection's implementation abstraction may outlive the input 'buf' buffer and output 'out' buffer.* This is a safety problem caused by the API choice. Since both 'buf' and 'out' are owned by the application, and since QUIC packets can be unordered, the QUIC module may require several calls of `recv()` before being able to reorder the QUIC data and deliver them through `stream_recv()`. Because the QUIC module does not own 'buf' and 'out' and may outlive them, safety is only guaranteed by copying 'buf's content at each `recv()` call. The copy may happen before decryption, or after in-place decryption. The latter option is however better performance-wise, as we would only copy application data and no other information. This strategy is what Cloudflare's `quiche` implementation does.

`quicly`, another module Architecture implementation of QUIC has a clever efficiency optimization to solve this safety problem. Their idea seems to essentially design the API to address both the safety issue and message reassembly in a single memory copy. To achieve this, `quicly` does not take in an out buffer pointer like `quiche` does, but chooses to own the stream output buffer and expose it to the application when needed. The application has to configure a callback function `on_receive()` called on the reception of each QUIC packet. On each of these calls, the application must further call one other `quicly` API to process the received decrypted data. This is where the copy happens; i.e., `quicly` takes ownership of

the in-place decrypted bytes and reassembles through a single copy in an internal contiguous stream output buffer. The application can then optionally call further APIs to: Obtain a pointer to `quicly`'s internal stream output buffer. Tell `quicly` how many bytes have been consumed from the internal stream output buffer. We then have a trace of API calls as follows for the application:

```

// Gives encrypted bytes contained in
// 'packet'. Returns 0 or an error code.
int quicly_receive(
    quicly_conn_t *conn,
    struct sockaddr *dest_addr,
    struct sockaddr *src_addr,
    quicly_decoded_packet_t *packet
);

    ↓ callback on_receive()

// Takes ownership and reassembles the
// decrypted stream data located within
// the decoded packet into an internal
// stream output buffer.
int quicly_streambuf_ingress_receive(
    quicly_stream_t *stream, size_t off,
    const void *src, size_t len
);

    ↓
// Gets the internal quicly stream buffer
// type holding contiguous stream bytes.
ptls_iovec_t quicly_streambuf_ingress_get(
    quicly_stream_t *stream
);

    ↓ App consumes received bytes

// Tells quicly how much bytes have been
// consumed from the internal stream buffer.
void quicly_streambuf_ingress_shift(
    quicly_stream_t *stream, size_t delta
);

```

⌚ Back to `quicly_receive()`

`quicly` has this idea to *own* the output buffer and manage it on behalf of the application under the impulse of the provided API. This design choice is the cornerstone behind their ability to reassemble QUIC data fragments and take ownership at the same time. It turns out that in practice, to take advantage of Reverso, similar intelligence is needed: owning the output stream buffer is an implementation requirement for the QUIC library, and therefore the API requires having a call to tell the module how many bytes have been consumed from the internal buffer. `quicly` in particular may not require changing its API to take advantage of Reverso. It is an exception among the various stacks. Note that, for completeness, it is possible to use `quicly`'s low-level API to manipulate independent data from Stream frames in zero-copy, which may be useful, for example, to deal with HTTP/3's state machine. However, `quicly` cannot buffer QUIC stream data as-is nor handle out-of-order delivery without copying, due to the QUIC V1 protocol

design. For achieving *contiguous* zero-copy, we would need quickly to implement QUIC VReverso.

Regarding *quiche*, to support Reverso, their API design could then be slightly adapted as follows:

```
// Gives to QUIC encrypted bytes contained
// in 'buf'. Returns the number of bytes
// processed or an error code.
fn recv(
    &mut self, buf: &mut [u8],
    app_buf: &mut AppRecvBufMap,
    info: RecvInfo
) -> Result<usize>;

    ↓ forall readable streams

// Receives contiguous bytes from the
// internal stream buffer, starting from
// the first non-consumed byte. Those bytes
// are contained inside the exposed type
// AppRecvBufMap and returned as a
// contiguous array of bytes.
fn stream_recv<'a>(
    &mut self, stream_id: u64,
    app_buf: &'a mut AppRecvBufMap,
) -> Result<(&'a [u8], bool)>;

    ↓

// Tells the QUIC library how much we
// have consumed on a Stream.
fn stream_consumed(
    &mut self, stream_id: u64,
    consumed: usize,
    app_buffers: &mut AppRecvBufMap,
) -> Result<()>;
```

↻ Back to `recv()`

In this example, `AppRecvBufMap` would be a type exposed by the QUIC API, which manages and owns the various buffers. The object is itself created by the application but essentially manipulated by the QUIC stack. The QUIC connection cannot outlive the output buffers, and the implementation internally can be made copy-free, as a consequence of this API design choice, combined with Reverso. The `stream_consumed()` API is not mandatory to call after each `stream_recv()`; that is, the application may wish for more bytes to be available before consuming them, up to an application-configured limit.

A.1 Unreliable Encrypted Bytes

As mentioned in Section 3.3, the decryption of QUIC packets should happen in order for each stream for the data reassembly logic to work around the data copy. Since UDP is unreliable, each stream is not guaranteed to decrypt to the next expected packet. There are several ways forward: a partial solution is to copy each unordered Stream frame after decryption. That is, a copy would happen only if packets are unordered. This approach has the merit of being simple and to not require further

changes to the QUIC protocol besides Reverso. Experience on live QUIC deployments [58] shows that most packets do arrive in order as expected, enabling them to be processed in zero-copy with Reverso most of the time. For the sake of completeness, we mention how we could further change the QUIC design to obtain *guaranteed* zero-copy, even when packets do not arrive in order, and how it would impact QUIC's flow control. We do not implement those suggestions but give some more details in Appendix B for interested readers.

B Re-ordering before decryption

Section A.1 describes ordering as a key problem for QUIC implementation higher efficiency and lower complexity. A potential solution to improve implementations would be to adjust the protocol to support per-stream re-ordering before payload decryption. There are both protocol design and implementation subtleties to enable it. From an implementation standpoint, we would also require the socket buffer, i.e., the buffer used to receive bytes from the OS network interface, to be owned by the QUIC stack to ensure that the references held by the QUIC stack do not outlive the socket buffer. It is already guaranteed for Layer architectures, since these QUIC implementations control the OS network interface. However, module architectures would require adaptation of their API to expose a buffer to the Application aimed at containing the encrypted bytes received.

Subtle changes in the QUIC design would also be warranted. To re-order encrypted packets before decryption, we require the QUIC short header extension containing a protected Stream ID and a protected Offset introduced in Section 4.2, since we need to know the Stream's buffer ID to decrypt into, and the offset value of encrypted data. The Stream ID is also needed to enable per-stream reordering. Without it, we would lose QUIC's HoL blocking resilience.

We note that this extension is already required for Protocol Reverso to be applied, and shows to be useful for in-order decryption. But that's not all. A consequence of queuing packets before payload decryption is that it requires to rethink QUIC's flow-control and engineer limits before payload decryption occurs, to avoid potential attackers to make the recipient buffering encrypted packets up to memory shortage. Going into this direction, we would need to further extend the short header to also contain the length of the Stream data, basically having the Stream frame's header fully contained and encrypted within the QUIC short header. A natural question would then arise: can we simply move the Stream header within the QUIC short header? The Stream Frame would then become an exception among the various frames, since its content would be split in two encryption procedures. The Stream data would be within the AEAD-encryption, and its header within the QUIC Header encryption. An exception that may be warranted in the future, when the Multipath QUIC extension [13, 36] is finished, since such extension would

technically allow a stream data to be sent over different IP paths, increasing the chance for unordered reception, hence increasing the value of per-stream re-ordering before payload decryption. Otherwise, multipath would continue to suffer from an efficiency cost misconception that is essentially, like for cryptography, caused by misalignment with the initial protocol design on which multipath capability is added by extension.