

**VISCOSITIES OF IODOBENZENE + *n*-ALKANE MIXTURES AT (288.15-308.15) K.
MEASUREMENTS AND RESULTS FROM MODELS**

Luis Felipe Sanz^a, Juan Antonio González,^{a*} Fernando Hevia^a, Daniel Lozano-Martín^a, Isáías García de la Fuente,^a José Carlos Cobos^a

^aG.E.T.E.F., Departamento de Física Aplicada, Facultad de Ciencias, Universidad de Valladolid, Paseo de Belén, 7, 47011 Valladolid, Spain.

*corresponding author, e-mail: jagl@termo.uva.es; Fax: +34-983-423136; Tel: +34-983-423757

Abstract

Kinematic viscosities were measured for iodobenzene + *n*-alkane mixtures at (288.15-308.15) K and atmospheric pressure. The corresponding dynamic viscosities (η) were also determined using density data previously obtained in our laboratory. This set of data was employed to calculate $\Delta\eta$ (deviations in absolute viscosity) and magnitudes of viscous flow. In addition, the correlation equations: McAllister, Grunberg-Nissan, Fang-He, and the Bloomfield-Dewan's model were applied to the systems: iodobenzene, or 1-chloronaphthalene, or 1,2,4-trichlorobenzene, or methyl benzoate or benzene or cyclohexane + *n*-alkane. It is remarkable that, within the Bloomfield-Dewan's model, residual Gibbs energies were calculated using DISQUAC with interaction parameters available in the literature. From the dependence of U_{vm}^E (isochoric molar excess internal energy) and $\Delta\eta$ with *n* (the number of C atoms of the *n*-alkane), it is shown that the loss of fluidization of mixtures containing iodobenzene, 1,2,4-trichlorobenzene, or 1-chloronaphthalene when *n* increases can be ascribed to a decrease upon mixing of the number of broken interactions between like molecules. The breaking of correlations of molecular orientations characteristic of longer *n*-alkanes may explain the decreased negative $\Delta\eta$ values of benzene mixtures with *n* =14,16. The replacement, in this type of systems, of benzene by cyclohexane, leads to increased positive $\Delta\eta$ values, probably due to the different shape of cyclohexane. On the other hand, binary mixtures formed by an aromatic polar compound mentioned above and a short *n*-alkane show large structural effects and large negative $\Delta\eta$ values.

From the application of the models, it seems that dispersive interactions are dominant and that size effects are not relevant on η values. The free volume model provides good results for most of the systems considered, since deviations are less than 6% for 20 mixtures from the 29 solutions under study, and only 4 systems show deviations higher than 10%, with a maximum deviation of 15%. Results improve when, within the Bloomfield-Dewan's theory, the contribution to η of the absolute reaction rate model is also considered.

Keywords: iodobenzene, *n*-alkanes, viscosity, isochoric molar excess internal energy, free volume model, absolute reaction rate model, DISQUAC

1. Introduction

We are engaged in a systematic investigation on mixtures formed by a molecule A, of plate-like or of more or less globular shape, and *n*-alkane since in such solutions two interesting effects may exist when long chain *n*-alkanes are involved: the Patterson's or the Wilhelm's effects [1-4]. The former is typically encountered when A, a quasispherical molecule (benzene, cyclohexane, CCl₄), is mixed with a long *n*-alkane. In this case, there is an extra endothermic contribution to H_m^E , the excess molar enthalpy, due to the breaking of the local order characteristic of longer *n*-alkanes (correlations of molecular orientations, CMO) [1,2,5,6]. The Wilhelm's effect is encountered in systems including a flat compound, e.g., 1,2,4-trimethylbenzene [7] or 1,2,4-trichlorobenzene [4] or 1-chloronaphthalene [8]. These solutions show decreasing values of H_m^E at equimolar composition when *n*, the number of C atoms of the *n*-alkane, is increased. This behaviour has been explained by assuming the creation of some type of intramolecular order due to the flat component hinders the rotational motion of the segments of the flexible molecules of longer *n*-alkanes. In the recent past, we have focused our work on binary systems formed by an *n*-alkane and fluorobenzene [9], or chlorobenzene, or bromobenzene, or 1,2,4-trichlorobenzene, or 1-chloronaphthalene [10], or a bicyclic compound such as tetralin, bicyclohexyl, cyclohexylbenzene, or decalin [11]. Briefly, the main conclusions of these investigations may be summarized as follows. (i) Dispersive interactions are dominant. (ii) Solutions with shorter *n*-alkanes show large structural effects. (iii) It has been demonstrated that excess molar properties at constant volume, internal energies (U_{vm}^E) and heat capacities, are very useful tools to attain a better understanding of interactional and structural effects present in the systems. (iv) Two competing contributions to U_{vm}^E exist: (a) a poorer ability of longer *n*-alkanes to break interactions between A molecules, which leads to decreased values of U_{vm}^E , and (b) an extra endothermic contribution to this excess functions which arises from the breaking of CMO of longer *n*-alkanes. If the first contribution is dominant, then U_{vm}^E decreases when *n* is increased. This is the case of mixtures with chlorobenzene, bromobenzene, 1,2,4-trichlorobenzene, or 1-chloronaphthalene and it is also expected in solutions with iodobenzene. Systems involving cyclohexane or benzene behave differently: U_{vm}^E decreases up to *n* = 8 and from *n* ≥ 10 increases, which indicates that, for the solutions with longer *n*-alkanes, the second contribution to U_{vm}^E is dominant.

As continuation of these works, we have recently provided excess molar volumes, V_m^E , for iodobenzene + heptane, or + decane, or + dodecane, or + tetradecane mixtures over the temperature range (288.15-308.15) K [12] and now we report viscosities for the same solutions over the same range of temperature. Some viscosity data are available in the literature for binary mixtures containing different *n*-alkanes and chlorobenzene [13,14], or bromobenzene [14], or

1,2,4-trichlorobenzene [15], or 1-chloronaphthalene [16]. In addition, the new data are correlated by means of different equations: McAllister [17], Grunberg-Nissan [18], Fang-He [19], and also using the model proposed by Bloomfield and Dewan [20], which contains contributions to dynamic viscosity from the free volume and absolute reaction rate theories. For the sake of completeness, the application of these models/equations is extended to other systems containing *n*-alkane and an aromatic molecule (benzene, 1-chloronaphthalene, 1,2,4-trichlorobenzene, 1-chloronaphthalene, methyl benzoate), or cyclohexane. The present measurements, together with those reported previously for density [12], are also used to calculate molar magnitudes of activation of viscous flow: Gibbs energy, ΔG_m^* , enthalpy, ΔH_m^* , and entropy, ΔS_m^* from the application of the Eyring's theory [21-23].

2. Experimental

Information on the source and purity of the chemicals is included in Table 1. Solutions were prepared by weighing in small vessels of about 10 cm³. The concentration of the mixtures (given by the mole fraction of iodobenzene) was calculated from mass measurements. The masses were determined by weighing them using an analytical balance (MSU125P, Sartorius) and correcting for buoyancy effects, with a standard uncertainty of $5 \cdot 10^{-5}$ g. Along the process, caution was taken in order to prevent evaporation. Conversion to molar quantities was based on the relative atomic mass Table of 2015 issued by I.U.P.A.C [24]. The error in the final mole fraction is estimated to be 0.0010. All measurements were carried out at atmospheric pressure.

Kinematic viscosities, ν , were determined using an Ubbelohde viscosimeter with a Schott-Geräte automatic measuring unit model AVS-350. The temperature was hold constant within ± 0.02 K by means of a controller bath CT52, also from Schott. Details on the calibration of the apparatus can be found elsewhere [25]. Values of dynamic viscosity (η) were obtained using densities determined early [12]. The uncertainties of the kinematic and dynamic viscosities are estimated at $\pm 1\%$ and 1.1% , respectively. Table 2 shows that there is a rather good agreement between values of ν and η of the pure compounds with results available in the literature. The mean deviations for the η values of *n*-alkanes at any temperature are: 1.1% (heptane); 0.5% (decane); 0.7% (dodecane); 0.9% (tetradecane), with a maximum deviation of 2% . For kinematic viscosities, the mean deviations are similar. For iodobenzene, we have found in the literature very few η data and the mean deviation is somewhat poorer: 2.9% . The uncertainty of the deviations of dynamic viscosity from linear dependence on molar fraction (hereafter, deviations in absolute viscosity, see below) does not exceed from $\pm 2.5\%$. The comparison of our results with those available in the literature for the 1-propanol + dimethyl carbonate mixture system at (288.15-313.15) K [26] supports such statement.

3. Models

3.1 Absolute reaction rate model

This theory, developed by Eyring and co-workers [21-23], relates viscosity to the free energy required for a molecule to flow from an equilibrium position to a new one, overcoming the attractive interactions caused by its neighbours. The expression for dynamic viscosity is:

$$\eta = \frac{hN_A}{V_m} \exp\left[\frac{\Delta G_m^*}{RT}\right] \quad (1)$$

where h is the Planck's constant, N_A , the Avogadro's number and V_m the molar volume. The values of ΔG_m^* ($= \Delta H_m^* - T\Delta S_m^*$) were calculated determining previously the required values of ΔH_m^* and ΔS_m^* from the plots $\ln \frac{\eta V_m}{hN_A}$ vs. $1/T$ [27,28]. These ones give a straight line for each mixture and ΔH_m^* , and ΔS_m^* can be estimated from its slope and intercept.

3.2 Kinematic viscosity

Results of kinematic viscosities have been correlated using the McAllister equation, based on the Eyring's theory [21] and a three-body interaction model [17]:

$$\begin{aligned} \ln \nu = & x_1^3 \ln \nu_1 + 3x_1^2 x_2 \ln Z_{12} + 3x_1 x_2^2 \ln Z_{21} + x_2^3 \ln \nu_2 - \ln\left(x_1 + x_2 \frac{M_2}{M_1}\right) \\ & + 3x_1^2 x_2 \ln\left(\frac{2}{3} + \frac{M_2}{3M_1}\right) + 3x_1 x_2^2 \ln\left(\frac{1}{3} + \frac{2M_2}{3M_1}\right) + x_2^3 \ln\left(\frac{M_2}{M_1}\right) \end{aligned} \quad (2)$$

where M_i and ν_i are, respectively, the molar mass and the kinematic viscosity of component i , and Z_{12}, Z_{21} the adjustable parameters.

3.3 Dynamic viscosity: equations with one adjustable parameter

Values of dynamic viscosity were correlated using the Grunberg-Nissan [18] and the Fang-He [19] equations. According to the former equation, viscosity is calculated from the expression [18]:

$$\eta = \exp[(x_1 \ln \eta_1 + x_2 \ln \eta_2 + x_1 x_2 G_{12})] \quad (3)$$

where η_i stands for the dynamic viscosity of component i . The Fang-He equation combines the Eyring's model with a modified Flory-Huggins equation expressed in terms of surface fractions [19]:

$$\ln \eta = (\theta_1 \ln \eta_1 + \theta_2 \ln \eta_2) + \left(x_1 \ln \frac{\theta_1}{x_1} + x_2 \ln \frac{\theta_2}{x_2}\right) + (x_1 V_{m1}^{2/3} + x_2 V_{m2}^{2/3}) (W_{12} / RT) \theta_1 \theta_2 \quad (4)$$

where θ_i is the molecular surface fraction defined by $\theta_i = \frac{x_i V_{mi}^{2/3}}{\sum x_j V_{mj}^{2/3}}$, being V_{mi} the molar volume of component i). In equations (3) and (4), the adjustable parameters are, respectively, G_{12} and W_{12}

3.4 Bloomfield-Dewan's model

This theory [20] combines the absolute reaction rate model with the free volume theory [29]. The latter relates viscosity to the probability of occurrence of an empty neighboring site where a molecule can jump. Thus, dynamic viscosity can be determined from the equation:

$$\ln \eta = (x_1 \ln \eta_1 + x_2 \ln \eta_2) + \alpha \ln \eta_{fv} + \beta \ln \eta_{ar} \quad (5)$$

This means that the probability for viscous flow is calculated as the product of the probabilities of having the sufficient activation energy and of the existence of an empty site [20,30]. The parameters α, β are weighting factors with values between 0 and 1. In equation (5), $\ln \eta_{fv}$ arises from free volume effects and it is obtained from the expression:

$$\ln \eta_{fv} = \frac{1}{\hat{V}_m - 1} - \frac{x_1}{\hat{V}_{m1} - 1} - \frac{x_2}{\hat{V}_{m2} - 1} \quad (6)$$

Here, \hat{V}_m and \hat{V}_{mi} are the reduced volumes of the mixture, and of component i, respectively, defined as in the Flory model [31] ($\hat{V}_{mi} = V_{mi} / V_{mi}^*$, being V_{mi}^* the reduction volume). In addition,

$$\hat{V}_m = \frac{V_m^E}{x_1 V_{m1}^* + x_2 V_{m2}^*} + \Psi_1 \hat{V}_1^* + \Psi_2 \hat{V}_2^* \quad (7)$$

and $\Psi_i (= \frac{x_i V_{mi}^*}{\sum x_j V_{mj}^*})$ is the segment fraction of component i. The contribution arising from the absolute reaction rate model is given by:

$$\ln \eta_{ar} = -\frac{\Delta G_m^{\text{RES}}}{RT} \quad (8)$$

Typically, the values of ΔG_m^{RES} are obtained from the application of the Flory model using the corresponding expressions for H_m^E and for the residual entropy [20]. In this work, we have applied a different approach and ΔG_m^{RES} values have been calculated using the DISQUAC model [32] with interaction parameters previously determined [10,33-35]. Essentially, ΔG_m^{RES} is

obtained from the excess Gibbs energy, G_m^E , by subtracting the corresponding combinatorial term represented by the Flory-Huggins equation.

4. Results

4.1 Experimental results

Table 3 lists the experimental values of ν and η determined in this work for $C_6H_5I + n$ -alkane mixtures vs. x_1 , the mole fraction of the polar component. We have also determined deviations in absolute viscosity (a non-Gibbsian property, see Table 3) according to the equation:

$$\Delta\eta = \eta - (x_1\eta_1 + x_2\eta_2) \quad (9)$$

Results at 298.15 K are shown graphically in Figure 1. Values of ΔG_m^* , ΔH_m^* , ΔS_m^* and of $\Delta(\Delta G_m^*) = \Delta G_m^* - x_1\Delta G_{m1}^* - x_2\Delta G_{m2}^*$ are collected in Table S1 of supplementary material (see Figure 2). Data for $\Delta\eta$ and $\Delta(\Delta G_m^*)$ were fitted by unweighted least-squares polynomial regression to the equation:

$$Q = x_1(1-x_1)\sum_{i=0}^{k-1} A_i(2x_1-1)^i \quad (10)$$

being $Q = \Delta\eta, \Delta(\Delta G_m^*)$. The number of coefficients k used in equation (10) for each mixture was determined by applying an F-test [36] at the 99.5 % confidence level. Table 4 lists the parameters A_i obtained in the regressions, together with the standard deviations, $\sigma(Q)$, defined by:

$$\sigma(Q) = \left[\frac{1}{N-k} \sum (\mathcal{Q}_{\text{cal}} - \mathcal{Q}_{\text{exp}})^2 \right]^{1/2} \quad (11)$$

where N is the number of direct experimental values.

For viscosity, results obtained from the application of the different models/equations considered in the present study are collected in Tables 5-6 and Table S2 (Figures 3-8), which also list the adjusted parameters: Z_{12}, Z_{21} (equation (2)) (Table 5), G_{12} (equation (3), Tables 5 and S2), W_{12}/RT (equation (4), Table S2), as well as the values of α and β (equation (5), Table 6). Particularly, results of the correlations are compared by means of the relative standard deviations, $\sigma_r(F)$, calculated from:

$$\sigma_r(F) = \left[\frac{1}{N} \sum \left(\frac{F_{\text{cal}} - F_{\text{exp}}}{F_{\text{exp}}} \right)^2 \right]^{1/2} \quad (12)$$

where, $F = \eta$ or ν .

5. Discussion

Hereafter, thermophysical properties are considered at equimolar composition and 298.15 K.

5.1 Viscosity results

Firstly, we note that the $\eta(x_1)$ curves for iodobenzene + dodecane, or + tetradecane systems show a minimum (Table 3). The same occurs in the mixtures: 1,2-dibromomethane + *m*-xylene, or + *p*-xylene, or *o*-xylene [37], or ethanol + benzene [38], or + cyclohexane [39], or in methyl benzoate + dodecane, or + tetradecane [40], or butyl benzoate + hexadecane [41], or in chlorobenzene + decane [13], or in systems with ionic liquids [42]. On the other hand, the curves of kinematic viscosity vs. concentration of the iodobenzene + decane (this work) or of toluene + octane [43] mixtures also show a similar minimum. Therefore, such concentration dependence of the viscosity is encountered in solutions characterized by dispersive or dipolar interactions or containing a self-associated compound. One can conclude then that the existence of the mentioned minima is due to some type of structural effect. Note that the $\eta(x_1)$ curves show a maximum when strong interactions exist between the mixture compounds, an effect that leads to a lower fluidization of the system [25, 44-47]. In addition, viscosity decreases when temperature increases (Table 3), indicating that the mentioned fluidization also increases under such condition. This is the normal behavior [13,15,48-50].

The values of $\Delta\eta$ of iodobenzene + *n*-alkane mixtures are negative (Table 3, Figure 1), a typical feature of systems where no specific interactions exist between the components [51,52]. This occurs, e.g., in 1-alkanol [53-55], or 2-butanone [56] or dialkyl carbonate [57], or methyl alkanoate [58], or 1-chloronaphthalene [16], or methyl benzoate [40], or benzene [59], or cyclohexane [60,61] + *n*-alkane systems. Positive values of $\Delta\eta$ are found in mixtures where strong interactions exist between unlike molecules, such as in the solutions methanol + cyclohexylamine [45], or + 1-propylamine [47], or acetone + chloroform [44] or 3-dimethylamino-1-propylamine + water [46]. It is remarkable that the cyclohexane + tetradecane, or + hexadecane mixtures also show positive values of $\Delta\eta$ [60,61] (see below). This magnitude increases in line with *n* in solutions including iodobenzene (this work, Figure 9), and the same occurs for mixtures with 1,2,4-trichlorobenzene [15], or 1-chloronaphthalene [16], or methyl benzoate [40], or cyclohexane [60,61] (Figure 9). Thus, the increase of the length of the alkane leads to a loss of the fluidization of the system. The variation of $\Delta\eta$ with *n* for systems with benzene is somewhat different: increases smoothly up to $n \geq 10$ and then decreases [59] (Figure 9). To evaluate the influence of interactional effects on the variation of $\Delta\eta$ with *n*, we now consider the corresponding U_{vm}^E values previously determined for most of studied mixtures [10, 11] (Figure 10). Inspection of Figures 9 and 10 suggests that there is a rather close relationship between the variations of $\Delta\eta$ and U_{vm}^E with *n* for mixtures containing iodobenzene, 1,2,4-

trichlorobenzene, or 1-chloronaphthalene where the loss of fluidization of the systems when n increases can be ascribed to a decrease of the number of broken interactions between like molecules upon mixing. Note that U_{vm}^E decreases with the increasing of n in mixtures with chlorobenzene, bromobenzene, 1,2,4-trichlorobenzene, 1-chloronaphthalene (Figure 10). Similar behavior can be expected for iodobenzene solutions. In the case of systems with methyl benzoate, preliminary estimations provide the following values of $U_{vm}^E/J \text{ mol}^{-1}$ =1528 (n =6); 1440 (n =7); 1462 (n =8); 1621 (n =12); 1672 (n =14), which is a similar variation to that encountered for mixtures with benzene or cyclohexane [11]. For benzene systems, the observed decrease of $\Delta\eta$ when longer n -alkanes are involved may be explained in terms of the corresponding increase of U_{vm}^E , which arises from the disruption of the CMO of such alkanes and that leads to larger negative values of $\Delta\eta$ for n =14,16 (Figure 9). This may indicate that benzene is a good breaker of the CMO characteristic of longer n -alkanes. In contrast, systems with cyclohexane show values of U_{vm}^E and $\Delta\eta$ which increase in line from $n > 10$. The slightly positive $\Delta\eta$ results of mixtures with $n = 14,16$ are noticeable and might be related to the different shape of cyclohexane and that the contribution to $\Delta\eta$ from the disruption of the mentioned CMO is here no so important. At this regards, it is important to underline that TS_m^E ($= H_m^E - G_m^E$) values of mixtures with benzene are much higher than those of solutions with cyclohexane, which can also explain the higher fluidization of benzene systems with n =14,16. For the sake of clarity, some experimental values of $TS_m^E/J \text{ mol}^{-1}$ follow: 501 (931 [62] – 430 [63]; benzene + heptane); 824 (1101 [64] – 188 [65]; benzene + dodecane); 1178 (1256 [64] – 78 [66] benzene + hexadecane); 200 (243 [67] – 43 [68]; cyclohexane + heptane); 425 (360 [69] – (-65) [70]; cyclohexane + dodecane); 679 (501 [71] – (-178) [68]; cyclohexane + hexadecane).

It has been previously stated that a certain correlation exists between $\Delta\eta$ and V_m^E , these thermophysical functions having opposite signs [56,72]. According to the results included in Table 6, this is valid for mixtures with iodobenzene ($n > 7$), or methyl benzoate ($n \geq 10$) or 1,2,4-trichlorobenzene ($n > 10$), or cyclohexane ($n \leq 12$) or benzene, since such solutions are characterized by $V_m^E > 0$ and $\Delta\eta < 0$. However, other mixtures show negative values of $\Delta\eta$ and V_m^E (Table 6): iodobenzene + heptane, methyl benzoate + hexane, or + octane, or 1-chloronaphthalene + n -alkane; while the systems cyclohexane + tetradecane, or + hexadecane show positive values of V_m^E and $\Delta\eta$ (Table 6). It seems that there is no clear trend at this regards for the homologous series under consideration. On the other hand, both $\Delta\eta$ and V_m^E increase in line with n for systems containing iodobenzene, or 1,2,4-trichlorobenzene, or 1-

chloronaphthalene, or methyl benzoate, or cyclohexane (Table 6, Figures 9 and 11). Solutions with one of the aromatic compounds listed above and a short n -alkanes show large structural effects, as indicated by their large negative V_m^E values, and by a higher fluidization (larger negative $\Delta\eta$ results). In such systems, the mentioned effects are of free volume type, and become weaker when n increases [10,12] (Figure S1). Since free volume effects lead to increased η values [29], one could expect no so negative experimental results of $\Delta\eta$. This suggests that free volume effects do not contribute meaningfully to $\Delta\eta$, a magnitude currently determined, in large extent, by interactional effects (see above). Finally, we underline that the V_m^E values of the systems benzene + tetradecane ($1.015 \text{ cm}^3 \text{ mol}^{-1}$ [59]) or + hexadecane ($1.023 \text{ cm}^3 \text{ mol}^{-1}$ [73]) are large and positive, which remarks the existence of the breaking of CMO of the alkanes involved in these mixtures, and supports their negative $\Delta\eta$ values.

Systems characterized by interactions between like molecules show positive values of $\frac{\Delta(\Delta\eta)}{\Delta T}$ as in the mixtures ethanol + heptane ($4.4 \cdot 10^{-3} \text{ mPa K}^{-1}$) [53], or methyl ester + n -alkane ($7.6 \cdot 10^{-3} \text{ mPa K}^{-1}$ for methyl pentanoate + octane) [58]. That is, viscosity values approach to those given by $(x_1\eta_1 + x_2\eta_2)$, and this means that there is a lower change of the mixture fluidization when T increases. For mixtures with idobenzene, we have $\frac{\Delta(\Delta\eta)}{\Delta T} / \text{mPa K}^{-1} = 5.3 \cdot 10^{-3}$ ($n = 7$); $4.3 \cdot 10^{-3}$ ($n = 10$); $4.8 \cdot 10^{-3}$ ($n = 12$); $5.6 \cdot 10^{-3}$ ($n = 14$). Negative values of $\frac{\Delta(\Delta\eta)}{\Delta T}$ are encountered for systems where strong interaction between unlike molecules are dominant ($-0.021 \text{ mPa K}^{-1}$ for the methanol + cyclohexylamine mixture [45]), indicating that the mentioned interactions are broken when T increases.

5.2 Results from models

5.2.1 Eyring's model

Firstly, it is remarkable that the current results on $\Delta(\Delta G_m^*)$ (Table S1, Figure 2) are correctly correlated using Redlich-Kister expansions (Table 4), and this means that our measurements at different temperatures are well performed. On the other hand, values of $\Delta G_m^*(x_1)$ show that the change of a molecule from an equilibrium position to a new one overcoming the attractive forces exerted by its neighbours is a process that depends on both enthalpy and entropic effects, since $T\Delta S_m^*$ is nearly $\frac{1}{3}\Delta G_m^*$ (Table S1). In addition, at $x_1 = 0.5$, ΔG_m^* changes linearly with n according to $\Delta G_m^* = 10.15 + 0.457 n$ ($r = 0.9998$). This remarks the importance of size effects on the relative variation of ΔG_m^* (n). For the sake of comparison, and due to the lack of the required data from the same source to follow the

procedure applied in this work to calculate ΔG_m^* , we have estimated this magnitude at equimolar composition and 298.15 K for the other systems under study using directly the equation (1) (Table S3). This allows calculate the corresponding values of $\Delta(\Delta G_m^*)$ (Table S3), since ΔG_{m1}^* and ΔG_{m2}^* can be determined similarly. Results show that ΔG_m^* also changes linearly with n (Figure S2), and that, for mixtures with a given alkane, the attractive forces mentioned above become weaker in the sequence: 1-chloronaphthalene > iodobenzene \approx methylbenzoate > cyclohexane > benzene. Particularly, for decane systems, $\Delta G_m^*/\text{kJ mol}^{-1}$: 15.7 (1-chloronaphthalene); 15.2 (1,2,4-trichlorobenzene, $T = 293.15$ K); 14.9 (methyl benzoate); 14.7 (iodobenzene); 14.3 (cyclohexane); 13.6 (benzene). For the mixtures including iodobenzene, the values of $\Delta(\Delta G_m^*)$ also increase with n , being negative up to $n = 12$, and positive for $n = 14$. Positive values of $\Delta(\Delta G_m^*)$ are also encountered in solutions of benzene or cyclohexane with longer n -alkanes, which is probably due to size effects. Thus, in systems with benzene, $\Delta(\Delta G_m^*)/\text{J mol}^{-1} = -328$ ($n = 6$), 32 ($n = 10$), 828 ($n = 16$), and for cyclohexane mixtures, $\Delta(\Delta G_m^*)/\text{J mol}^{-1} = -260$ ($n = 6$), 0 ($n = 10$), 796 ($n = 16$) (Table S3). It is remarkable that more negative values of $\Delta(\Delta G_m^*)$ are obtained for mixtures including short n -alkanes (table S3, Figure S2), which suggests that dispersive interactions are dominant [40].

5.2.2 Correlation equations

The application of the McAllister equation (two adjustable parameters) to the systems containing iodobenzene provides a mean relative standard deviation $\bar{\sigma}_r(\nu) = (1/N_s) \sum \sigma_r(\nu) = 0.002$ (N_s is the number of systems), which reveals an excellent agreement between experimental and calculated kinematic viscosities. Results are somewhat poorer when the Grunberg-Nissan equation is used (one adjustable parameter) since $\bar{\sigma}_r(\eta)$ (defined similarly to $\bar{\sigma}_r(\nu)$) is 0.013. The application of the equation (4) improves slightly results ($\bar{\sigma}_r(\eta) = 0.009$). It seems that size effects are not very relevant on η values in this type of systems. The same trend is hold for the remainder mixtures under consideration since both equations provide very similar results (Table S2). With regard to the Grunberg-Nissan equation, it must be remarked that the adjustable parameter is negative at any temperature for mixtures containing iodobenzene (Table 5), or 1-chloronaphthalene, or 1,2,4-trichlorobenzene or methyl benzoate (Table S2). Typically, negative values of G_{12} have been ascribed to dispersive interactions are dominant [44,52]. In our previous studies on systems formed by one n -alkane and chlorobenzene, or bromobenzene, or 1,2,4-trichlorobenzene or 1-chloronaphthalene [10], we concluded that orientational effects are rather weak, and one can expect a similar behaviour in systems with iodobenzene. Finally, it should be noted that the G_{12} parameter increases from

negative to positive values in systems with benzene or cyclohexane (Table S2). For example, the systems with $n = 14, 16$, show positive values of the parameter. This underlines that G_{12} is not only related to interactional effects, and that the size and shape of the mixture compounds and other structural effects may also contribute to its value.

5.2.3 Bloomfield-Dewan's model

Firstly, it must be noted that the free volume theory ($\alpha = 1$; $\beta = 0$) provides rather good results for most of the considered systems (Table 6, Figures 3-8). In fact, values of $\sigma_r(\eta)$ are lower than 6% for 20 mixtures, and only 4 solutions show deviations between experimental and calculated data larger than 10%, with a maximum deviation of 15%. This is acceptable since viscosities are determined from density measurements and no adjustable parameter is used. Poorer results are obtained for the mixtures: 1-chloronaphthalene + hexane ($\sigma_r(\eta) = 0.146$), or + heptane ($\sigma_r(\eta) = 0.107$), or for methyl benzoate + hexane ($\sigma_r(\eta) = 0.103$), or for cyclohexane + hexane ($\sigma_r(\eta) = 0.099$) (Table 6). Results show that, in this case, the model provides higher values of the theoretical viscosities than the experimental ones (see, e.g., Figures 4 and 6), which reveals that the contribution from free volume effects on viscosity is overestimated. Consequently, the absolute reaction rate contribution to $\ln \eta$ should be applied to improve results. It is important to note that this is attained calculating ΔG_m^{RES} by means of DISQUAC with interaction parameters available in the literature, and determined from phase equilibria and calorimetric data. Nevertheless, it must be remarked that, in this approach, values of ΔG_m^{RES} are overestimated since the combinatorial term, represented in the DISQUAC model, by the Flory-Huggins equation, is also overestimated, which is a shortcoming of the method applied.

We finish with a comment on the results obtained for the systems benzene or cyclohexane + tetradecane, or + hexadecane, characterized by rather similar free volume effects, which can be roughly evaluated by means of the difference between of the isobaric expansion coefficients (α_{pi}) of the mixture components. Using values of α_{pi} from reference [74] and $\alpha_{pi}(\text{benzene}) = 1.213 \cdot 10^{-3} \text{ K}^{-1}$ [75], we have for benzene mixtures, $(\alpha_{p1}(\text{C}_6\text{H}_6) - \alpha_{p2})/10^{-3} \text{ K}^{-1} = 0.327$ ($n = 14$), 0.320 ($n = 16$) and for cyclohexane solutions, $(\alpha_{p1}(\text{C}_6\text{H}_{12}) - \alpha_{p2})/10^{-3} \text{ K}^{-1} = 0.334$ ($n = 14$), 0.337 ($n = 16$). The free volume model provides rather good results for the systems with benzene and slightly poorer for those containing cyclohexane (Table 6), a difference which may be ascribed to the different shape of these cyclic molecules.

6. Conclusions

Experimental values of ν and η for iodobenzene + n -alkane mixtures at (288.15-308.15) K and atmospheric pressure are reported. These data and those from the literature for similar systems with 1-chloronaphthalene, or 1,2,4-trichlorobenzene, or methyl benzoate, or benzene, or cyclohexane have been examined using thermodynamic functions such as U_{vm}^E , TS_m^E or V_m^E . The observed loss of fluidization of mixtures involving iodobenzene, 1,2,4-trichlorobenzene, or 1-chloronaphthalene when n increases can be ascribed to a decrease of the number of broken interactions between like molecules upon mixing. The disruption of CMO which exists in longer n -alkanes may explain the decreased negative values of $\Delta\eta$ for mixtures with benzene and $n = 14, 16$. The replacement, in this type of systems, of benzene by cyclohexane leads to increased positive $\Delta\eta$ values, probably due to the different shape of cyclohexane. Mixtures with iodobenzene, or 1,2,4-trichlorobenzene, or 1-chloronaphthalene or methyl benzoate and a short n -alkane are characterized by large structural effects and larger negative $\Delta\eta$ values. Results from the models reveal that dispersive interactions are dominant and that size effects are not relevant on η values. The free volume model provides good results for most of the systems considered. Calculations taking into account simultaneously free volume effects and the absolute reaction rate model with ΔG_m^{RES} values determined using DISQUAC with interaction parameters obtained from low pressure phase equilibria data improves results for a number of solutions.

Acknowledgements

This work was carried out under "Project PID2022-137104NA-I00", funded by MCIN/AEI/10.13039/501100011033/ and by FEDER Una manera de hacer Europa.

7. References

- [1] D. Patterson. Structure and the thermodynamics of non-electrolyte mixtures. J. Solution Chem. 23 (1994) 105-120.
- [2] D. Patterson. Structure and the thermodynamics of non-electrolyte mixtures. Thermochim. Acta 267 (1995) 15-27.
- [3] S.-N. Bhattacharyya, M. Costas, D. Patterson, H.-V. Tra. Thermodynamics of mixtures containing alkanes. Fluid Phase Equilib. 20 (1985) 27-45.
- [4] E. Wilhelm. Thermodynamics of 1,2,4-trichlorobenzene with n -alkanes: a novel effect. Ber. Bunsenges. Phys. Chem. 81 (1977) 1150-1154.
- [5] V.T. Lam, P. Picker, D. Patterson, P. Tancrede. Thermodynamic effects of orientational order in chain-molecule mixtures. Part 1. Heats of mixing of globular and normal alkanes. J. Chem. Soc. Faraday Trans. 2 70 (1974) 1465-1478.

- [6] M. Costas, D. Patterson. Order destruction and order creation in binary mixtures of non-electrolytes. *Thermochim. Acta* 120 (1987) 161-181.
- [7] E. Wilhelm, A. Inglese, A.H. Roux, J.-P.E. Grolier. Excess enthalpy, excess heat capacity and excess volume of 1,2,4-trimethylbenzene or 1-methylnaphthalene + an *n*-alkane. *Fluid Phase Equilib.* 34 (1987) 49-67.
- [8] J.-P.E. Grolier, A. Inglese, A.H. Roux, E. Wilhelm. Thermodynamics of (1-chloronaphthalene + *n*-alkane): excess enthalpies, excess volumes and excess heat capacities. *Ber. Bunsenges. Phys. Chem.* 85 (1981) 768-772.
- [9] J.A. González, L.F. Sanz, F. Hevia, I. García de la Fuente, J.C. Cobos, Thermodynamics of mixtures containing a fluorinated benzene and a hydrocarbon. *J. Mol. Liq.* 335 (2021) 116506.
- [10] J.A. González, L.F. Sanz, F. Hevia, I. García de la Fuente, J.C. Cobos. Thermodynamics of chlorobenzene, or bromobenzene, or 1-chloronaphthalene, or 1,2,4-trichlorobenzene + alkane mixtures. *J. Mol. Liq.* 348 (2022) 118282.
- [11] J.A. González. Thermodynamics of bicyclic compound + *n*-alkane mixtures. *J. Mol. Liq.* 373 (2023) 121179.
- [12] F. Hevia, D. Lozano-Martín, J.A. González, L.F. Samz, I. García de la Fuente, J.C. Cobos. Density and speed of sound of (iodobenzene + *n*-alkane) liquid mixtures at $T = (288.15 \text{ to } 308.15) \text{ K}$. Application of the Prigogine-Flory-Patterson model. *Fluid Phase. Equilib.* 578 (2024) 114017.
- [13] S. Hamzehlouia, A.F.A. Asfour. Densities and viscosities of ten binary and ten ternary regular solution systems at 308.15 and 313.15 K. *J. Mol. Liq.* 174 (2012) 143-152.
- [14] V. Mutalik, L. S. Manjeshwar, M. Sairam, T. M. Aminabhavi. Thermodynamic properties of (tetradecane + benzene, + toluene, + chlorobenzene, bromobenzene, + anisole) binary mixtures at $T = (298.15, 303.15, \text{ and } 308.15) \text{ K}$. *J. Chem. Thermodyn.* 38 (2006) 1062-1071.
- [15] H. Atrops, H.E. Kalali, F. Kohler. Melting curves, densities, viscosities and thermodynamic excess properties of 1,2,4-trichlorobenzene + *n*-decane and + *n*-tetradecane. *Ber. Bunsenges. Phys. Chem.* 86 (1982) 26-31.
- [16] T.M. Aminabhavi, K. Banerjee. Thermodynamic interactions in binary mixtures of 1-chloronaphthalene with *n*-alkanes. *Ind. J. Chem.* 40A (2001) 53-64.
- [17] R.A. McAllister. The viscosity of liquid mixtures. *AIChE J.* 6 (1960) 427-431.
- [18] L. Grunberg, A.H. Nissan. Mixture law for viscosity. *Nature* 164 (1949) 799-800.
- [19] S. Fang, C.-H. He. A new one parameter viscosity model for binary mixtures. *AIChE J.* 57 (2001) 517-524.
- [20] V.A. Bloomfield, R.K. Dewan. Viscosity of liquid mixtures. *J. Phys. Chem.* 75 (1971) 3113-3119.

- [21] R. E. Powell, N. E. Roseveare, H. Eyring. Diffusion, thermal conductivity and viscous flow of liquids. *Ind. Eng. Chem.* 33 (1941) 430-435.
- [22] C. Moreau, G. Douhéret. Thermodynamic behaviour of water-acetonitrile mixtures. Excess volumes and viscosities. *Thermochim. Acta* 13 (1975) 385-392.
- [23] H. Eyring, M.S. Jones. *Significant Liquid Structure*, Wiley, New York, 1969
- [24] CIAAW, Atomic weights of the elements 2015, ciaaw.org/atomic-weights.htm (accessed 2023).
- [25] L. F. Sanz, J.A. González, I. García de la Fuente, J.C. Cobos. Thermodynamics of mixtures with strongly negative deviations from Raoult's law. XI. Densities, viscosities and refractive indices at (293.15–303.15) K for cyclohexylamine +1-propanol, or +1-butanol systems. *J. Mol. Liq.* 172 (2012) 26-33.
- [26] E. Romano, J.J. Trenzado, E. González, J.S. Matos, L. Segade, E. Jiménez. Thermophysical properties of four binary dimethyl carbonate + 1-alcohol systems at 288.15-313.15 K. *Fluid Phase Equilib.* 211 (2003) 219-240.
- [27] R.J. Martins, M.J.E. de M. Cardoso, O.E. Barcia. Excess Gibbs free energy model for calculating the viscosity of binary liquid mixtures. *Ind. Eng. Chem. Res.* 39 (2000) 849–854.
- [28] S. Chen, Q. Lei, W. Fang. Viscosities and densities for binary mixtures of *N*-methylpiperazine with methanol, ethanol, *n*-propanol, *iso*-propanol, *n*-butanol and *iso*-butanol at 293.15, 298.15 and 303.15 K. *Fluid Phase Equilib.* 234 (2005) 22-33.
- [29] A.K. Doolittle. Studies on Newtonian flow. II. The dependence of viscosity of liquids on free space. *J. Appl. Phys.* 22 (1951) 1471-1475.
- [30] P.B. Macedo, T.A. Litovitz. On the relative roles of free volume and activation energy in the viscosity of liquids. *J. Chem. Phys.* 42 (1965) 245-256.
- [31] P.J. Flory. Statistical thermodynamics of liquid mixtures. *J. Am. Chem. Soc.* 87 (1965) 1833-1838.
- [32] J.A. González, I. García de la Fuente, J.C. Cobos. Correlation and prediction of excess molar enthalpies using DISQUAC in: E. Wilhelm, T.M. Letcher (Eds.), *Enthalpy and Internal Energy: Liquids, Solutions and Vapours*, Royal Society of Chemistry, Croydon 2017
- [33] J.A. González, I. García de la Fuente, J.C. Cobos, C. Casanova, A. Ait-Kaci. Application of the zeroth approximation of the DISQUAC model to cyclohexane (1) + *n*-alkane (2) mixtures. Comparison of results obtained for these systems using different combinatorial entropy terms. *Fluid Phase Equilib.* 112 (1995) 63-87.
- [34] J.A. González, C. Alonso-Tristán, I. García de la Fuente, J.C. Cobos. Thermodynamics of aromatic polar compound (alkanone, alkanal, alkanoate) + hydrocarbon mixtures. *Fluid Phase Equilib.* 421 (2016) 49-58.
- [35] A. Ait-Kaci, Ph.D Thesis, Lyon (France), 1982.

- [36] P.R. Bevington. Data Reduction and Error Analysis for the Physical Sciences, McGraw-Hill; New York, 1969.
- [37] M. S. Dillon, H.S. Chugh. Viscosities and activation energies of flow of mixtures containing 1,2-dibromoethane. *Thermochim. Acta* 16 (1976) 345-353.
- [38] S. Kouris, C. Panayiotou. Dynamic viscosity of mixtures of benzene, ethanol, and *n*-heptane at 298.15 K. *J. Chem. Eng. Data* 34 (1989) 200-203.
- [39] G.E. Papanastasiou, I.I. Ziogas. Physical behavior of some reaction media. Density, viscosity, dielectric constant, and refractive index changes of ethanol-cyclohexane mixtures at several temperatures. *J. Chem. Eng. Data* 36 (1991) 46-51.
- [40] B. García, R. Alcalde, S. Aparicio, J.M. Leal. Thermophysical behavior of methylbenzoate + *n*-alkanes mixed solvents. Application of cubic equations of state and viscosity models. *Ind. Eng. Chem. Res.* 41 (2002) 4399-4408.
- [41] A. Laesecke, M. Freund, E. M. Morrison. Molecular interactions in non polar + polar binary mixtures: measurements of *n*-hexadecane + butyl benzoate. *AIChE Annual Meeting* (Salt Lake City, UT.). (2007) 384b.
- [42] J.M. S. S. Esperança, M. Tariq, A.B. Pereiro, J. M. M. Araújo, K. R. Seddon, L. P. N. Rebelo. Anomalous and not-so-common behavior in common ionic liquids and ionic liquid-containing systems. *Front. Chem.* 7 (2019) 450.
- [43] A.A. Asfour, M.H. Siddique. Kinematic viscosity-composition data for eight binary systems containing toluene or ethylbenzene and C₈-C₁₆ *n*-alkanes at 293.15 and 298.15 K. *J. Chem. Eng. Data* 35 (1990) 199-201.
- [44] R.J. Fort, W.R. Moore. Viscosities of binary liquid mixtures. *Trans. Faraday. Soc.* 62 (1966) 1112-1119.
- [45] L.F. Sanz, J.A. González, I. García de la Fuente, J.C. Cobos. Thermodynamics of mixtures with strong negative deviations from Raoult's law. XIV. Density, permittivity, refractive index and viscosity data for the methanol + cyclohexylamine mixture at (293.15-303.15) K. *Thermochim. Acta*, 631 (2016) 18-27.
- [46] A. Blanco, A. García-Abuín, D. Gómez-Díaz, J.M. Navaza. Density, speed of sound, viscosity and surface tension of 3-dimethylamino-1-propylamine + water, 3-amino-1-propanol + 3-dimethylamino-1-propanol, and (3-amino-1-propanol + 3-dimethylamino-1-propanol) + water from *T*= (293.15 to 323.15) K. *J. Chem. Eng. Data* 62 (2017) 2272-2279.
- [47] D. Papaioannou, C.G. Panayiotou. Viscosity of binary mixtures of propylamine with alkanols at moderately high pressures. *J. Chem. Eng. Data* 40 (1995) 202-209.
- [48] J. H. Dymond, K.J. Young, Transport properties of nonelectrolyte liquid mixtures. V. Viscosity coefficients for binary mixtures of benzene plus alkanes at saturation pressure from 283 to 393 K. *Int. J. Thermophys.* 2 (1981) 237-247.

- [49] S.L. Oswal, H.S. Desai. Studies of viscosity and excess molar volume of binary mixtures. 1. Propylamine + 1-alkanol mixtures at 303.15 and 313.15 K. *Fluid Phase Equilib.* 149 (1998) 359-376.
- [50] S.L. Oswal, H.S. Desai. Studies of viscosity and excess molar volume of binary mixtures. 3. 1-Alkanol + di-*n*-propylamine, and + di-*n*-butylamine mixtures at 303.15 and 313.15 K. *Fluid Phase Equilib.* 186 (2001) 81-102.
- [51] M.G. Prolongo, R.M. Masegosa, I. Hernández-Fuentes, A. Horta. Viscosities and excess volumes of binary mixtures formed by the liquids acetonitrile, pentyl acetate, 1-chlorobutane, and carbon tetrachloride at 25 °C. *J. Phys. Chem.* 88 (1984) 2163-2167.
- [52] H. Vogel, A. Weiss. Transport properties of liquids. III. Viscosity of athermal liquid mixtures. *Ber. Bunsenges. Phys. Chem.* 86 (1982) 193-198.
- [53] C.K. Zéberg-Mikkelsen, G. Watson, A. Baylaucq, G. Galliéro, C. Boned. Comparative experimental and modeling studies of the viscosity behavior of ethanol + C₇ hydrocarbon mixtures versus pressure and temperature. *Fluid Phase Equilib.* 245 (2006) 6-19.
- [54] E. Jiménez, C. Franjo, L. Segade, J.L. Legido, M.I. Paz-Andrade. Viscosities and densities for the 1-propanol + *n*-heptane system at several temperatures. *J. Solution Chem.* 27 (1998) 569-579.
- [55] N.V. Sastry, M.K. Valand. Viscosities and densities for heptane + 1-pentanol, + 1-hexanol, + 1-heptanol, + 1-octanol, + 1-decanol, and + 1-dodecanol at 298.15 K and 308.15 K. *J. Chem. Eng. Data* 41 (1996) 1426-1428.
- [56] B. Costa, R. Gavara, R. Tejero, J.E. Figuerelo. Dynamic viscosities of *n*-alkanes and 2-butanone at 20 °C. *J. Chem. Eng. Data* 32 (1987) 31-33.
- [57] A.F. Moreiras, J. García, L. Lugo, M.J.P. Comuñas, E.R. López, J. Fernández. Experimental densities and dynamic viscosities of organic carbonate + *n*-alkane or *p*-xylene systems at 298.15 K. *Fluid Phase Equilib.* 204 (2003) 233-243.
- [58] J.L. Trenzado, J.S. Matos, L. Segade, E. Carballo. Densities, viscosities and related properties of some (methyl ester + alkane) binary mixtures in the temperature range from 283.15 to 313.15 K. *J. Chem. Eng. Data* 46 (2001) 974-983.
- [59] A. A. Awwad, S. F. Al-Azzawi, M. A. Salman. Volumes and viscosities of benzene + *n*-alkane mixtures. *Fluid Phase Equilib.* 31 (1986) 171-182.
- [60] A. M. Awwad, M.A. Salman. Excess molar volumes and viscosities of binary mixtures of cyclohexane and *n*-alkane at 298.15 K. *Fluid Phase Equilib.* 25 (1986) 195-208.
- [61] Y. Tanaka, H. Hosokawa, H. Kubota, T. Makita. Viscosity and density of binary mixtures of cyclohexane with *n*-octane, *n*-dodecane, and *n*-hexadecane under high pressures. *Int. J. Thermophys.* 12 (1991) 245-264.
- [62] G.W. Lundberg. Thermodynamics of solutions XI. Heat of mixing of hydrocarbons. *J. Chem. Eng. Data* 9 (1964) 193-198.

- [63] D.V.S. Jain, V.K. Gupta, B.S. Lark. Thermodynamics of *n*-alkane mixtures V. Vapour pressures and excess Gibbs energies of *n*-heptane + benzene and *n*-octane + benzene. *J. Chem. Thermodyn.* 5 (1973) 451-454.
- [64] M. Díaz Peña, C. Menduiña. Excess enthalpies at 298.15 K of binary mixtures of benzene with *n*-alkanes. *J. Chem. Thermodyn.* 6 (1974) 387-393.
- [65] R.G. Rubio, J.A.R. Renuncio, M.D. Peña. Excess magnitudes for the benzene + *n*-dodecane system at 298.15 and 323.15 K. *Thermochim. Acta* 65 (1983) 69-79.
- [66] M. Diaz-Peña, J.A.R. Renuncio, R.G. Rubio. Excess Gibbs energies for the benzene + *n*-hexadecane system at 298.15 and 323.15 K. *Thermochim. Acta* 56 (1982) 199-208.
- [67] A. Heintz, R.N. Lichtenthaler. Kalorimetrische untersuchungen von ordnungsstrukturen in alkanmischungen. *Ber. Bunsenges. Phys. Chem.* 81 (1977) 921-925.
- [68] H. Wagner, R. Lichtenthaler. Excess properties of liquid cyclohexane/hydrocarbon mixtures. II. Excess Gibbs energy determined from total vapour pressure data. *Ber. Bunsenges. Phys. Chem.* 90 (1986) 69-70.
- [69] S.-K. Yang, J.D. Gómez-Ibáñez. The excess enthalpies of cyclohexane + *n*-dodecane and + *n*-nonane. *J. Chem. Thermodyn.* 8 (1976) 209-216.
- [70] J. D. Gómez-Ibáñez, J.J.C. Shieh, E. M. Thorsteinson. The excess free energy of mixtures of cyclohexane and *n*-dodecane. *J. Phys. Chem.* 70 (1966) 1998-2002.
- [71] R.L Arenosa, C. Menduiña, G. Tardajos, M. Díaz Peña. Excess enthalpies at 298.15 K of binary mixtures of cyclohexane with *n*-alkanes. *J. Chem. Thermodyn.* 11 (1979) 159-166.
- [72] J. Nath, S.N. Dubey. Binary systems of trichloroethylene with benzene, toluene, *p*-xylene, carbon tetrachloride, and chloroform. 2. Viscosities at 303.15 K. *J. Phys. Chem.* 85 (1981) 886-889.
- [73] T.M. Letcher, D.M. Perkins. Application of the Flory theory of liquid mixtures to excess volumes and enthalpies of benzene + cycloalkane and + *n*-alkane mixtures. *Thermochim. Acta* 77 (1984) 267-274.
- [74] F. Hevia, J.A. González, C. Alonso-Tristán, I. García de la Fuente, L.F. Sanz. Orientational effects in alkanone, alkanal or dialkyl carbonate + alkane mixtures, or in alkanone + alkanone, or + dialkyl carbonate systems. *J. Mol. Liq.* 233 (2017) 517-527.
- [75] J.A. Riddick, W.B. Bunger, T.K. Sakano, *Organic solvents*, in: A. Weissberger (Ed.), *Techniques of Chemistry*, vol. II, Wiley, N.Y., 1986.
- [76] M. Orozco, A. Camacho, S. Canzonieri, A. Mariano. Volumetric and viscosity properties of {propyl propanoate(1) + heptane (or octane)(2)} mixtures at several temperatures and correlation with the Jouyban–Acree model. *Phys. Chem. Liq.* 56 (2018) 353-362.
- [77] J. Wu, Z. Shan, Z.; A.-F.A. Asfour. Viscometric properties of multicomponent liquid alkane mixtures. *Fluid Phase Equilib.* 143 (1998) 263–274.

- [78] E.D. Totchasov, M.Y. Nikiforov, G.A. Al'per. The viscosity of the methanol-*n*-heptane system at low methanol concentrations. *Russ. J. Phys. Chem. A*, 82 (2008) 68-70.
- [79] D.J. Luning Prak, B. G. Lee, J.S. Cowart, P. C. Trulove. Density, viscosity, speed of sound, bulk modulus, surface tension, and flash point of binary mixtures of butylbenzene + linear alkanes (*n*-decane, *n*-dodecane, *n*-tetradecane, *n*-hexadecane, or *n*-heptadecane) at 0.1 MPa. *J. Chem. Eng. Data* 62 169 (2017) 169-187.
- [80] D.J. Luning Prak, S. M. Alexandre, J. S. Cowart, P.C.Trulove. Density, viscosity, speed of sound, bulk modulus, surface tension, and flash point of binary mixtures of *n*- dodecane with 2,2,4,6,6-pentamethylheptane or 2,2,4,4,6,8,8-heptamethylnonane. *J. Chem. Eng. Data* 59 (2014) 1334-1346.
- [81] A.H. Nhaesi. A.-F.A. Asfour. Densities and kinematic viscosities of ten ternary regular liquid systems at 293.15 and 298.15 K. *J. Chem. Eng. Data* 45 (2000) 991-995.
- [82] D.J. Lunnin-Prak. Densities, viscosities, and speeds of sound of *n*-tetradecane and *n*-alkylcyclohexane binary mixtures within the temperature range (288.15-333.15) K. *J. Chem. Eng. Data* 68 (2023) 1610-1623.
- [83] M.I. Aralaguppi, C. V. Jadar, T. M. Aminabhavi. Density, refractive index, viscosity, and speed of sound in binary mixtures of cyclohexanone with hexane, heptane, octane, nonane, decane, dodecane, and 2,2,4-trimethylpentane. *J. Chem. Eng. Data* 44 (1999) 435-440.
- [84] R. Bravo, M. Pintos, A. Amigo. Densities and viscosities of the binary mixtures decanol + some *n*-alkanes at 298.15 K. *Phys. Chem. Liq.* 22 (1991) 245-253
- [85] M. J. Tenorio, I. Suárez, J. D. Magdaleno, M. A. González, B. Coto. Experimental data and modeling of viscosities and densities of pyrene + toluene + heptane mixtures at $T =$ (293.15 to 343.15) K. *J. Mol. Liq.* 380 (2023) 121657.
- [86] D.I. Sagdeev, M.G. Fomina, G.K. Mukhamedzyanov, I.M. Abdulagatov. Experimental study of the density and viscosity of *n*-heptane at temperatures from 298 K to 470 K and pressure up to 245 MPa. *Int. J. Thermophys.* 34 (2013) 1-33.
- [87] K. Lal, N. Tripathi, G. P. Dubey. Densities, viscosities, and refractive indices of binary liquid mixtures of hexane, decane, hexadecane, and squalane with benzene at 298.15 K. *J. Chem. Eng. Data* 45 (2000) 961-964.
- [88] E.L. Heric, J.G. Brewer. Viscosity of some binary liquid nonelectrolyte mixtures. *J. Chem. Eng. Data* 12 (1967) 574-583.
- [89] C. Franjo, L. Segade, C.P. Menaut, J.M. Pico, E. Jiménez. Viscosities and densities of solutions of *n*-decane, or *n*-tetradecane with several esters at 25 °C. *J. Solution Chem.* 30 (2001) 995-1006.

- [90] H. E. M. El-Sayed, A.-F. A. Asfour. Viscometric and volumetric properties of 10 regular binary systems at 308.15K and 313.15K. *Int. J. Thermophys.* 30 (2009) 1773-1790.
- [91] A.H. Nhaesi, A.-F.A. Asfour. Densities and viscosities of the regular quinary system: toluene (1) + octane (2) + ethylbenzene (3) + tetradecane (4) + hexadecane (5) and its quaternary subsystems at (308.15 and 313.15) K. *J. Chem. Eng. Data* 50 (2005) 149-153.
- [92] J. Timmermans, M. Hennaut-Roland. The work of the International Bureau of Physical-Chemical Standards V. Study of the physical constants of twenty organic compounds. *J. Chim. Phys.* 29 (1932) 529-568.
- [93] N.G. Tsierkezos, M.M. Palaiologou, I.E. Molinou. Densities and viscosities of 1-pentanol binary mixtures at 293.15 K. *J. Chem. Eng. Data* 45 (2000) 272-275.
- [94] A. S. Al-Jimaz, J. A. Al-Kandary, A.-H.M. Abdul-latif, A. M. Al-Zanki. Physical properties of {anisole + *n*-alkanes} at temperatures between (293.15 and 303.15) K. *J. Chem. Thermodyn.* 37 (2005) 631-642.
- [95] G. Campos-Gómez, G.A. Iglesias-Silva. Densities, viscosities and derived properties of *n*-pentane or *n*-hexane with *n*-undecane and *n*-dodecane from 288.15 K to 343.15 K. *Int. J. Thermophys.* 43 (2022) 28.
- [96] T.V.M. Santos, M.F.V. Pereira, H.M.N.T. Avelino, F.J.P. Caetano, J.M.N.A. Fareleira. Viscosity and density measurements on liquid *n*-tetradecane at moderately high pressures. *Fluid Phase Equilib.* 453 (2017) 46-57.
- [97] N. V. Sastry, M.K. Valand. Viscosities and densities for heptane + 1-pentanol, +1-hexanol, + 1-heptanol, + 1-octanol, + 1-decanol, and +1-dodecanol at 298.15 K and 308.15 K. *J. Chem. Eng. Data* 41 (1996) 1426-1428.
- [98] T.M. Aminabhavi, M.I. Aralaguppi, B. Gopalakrishna, R.S. Khinnavar. Densities, shear viscosities, refractive indices, and speeds of sound of bis(2-methoxyethyl) ether with hexane, heptane, octane, and 2,2,4-trimethylpentane in the temperature interval 298.15-318.15 K. *J. Chem. Eng. Data* 39 (1994) 522-528.
- [99] K. Lal, N. Tripathi, G. P. Dubey. Densities, viscosities, and refractive indices of binary liquid mixtures of hexane, decane, hexadecane, and squalane with benzene at 298.15 K. *J. Chem. Eng. Data* 45 (2000) 961-964.
- [100] C. Yang, W. Xu, P. Ma. Excess molar volumes and viscosities of binary mixtures of dimethyl carbonate with chlorobenzene, hexane, and heptane from (293.15 to 353.15) K and at atmospheric pressure. *J. Chem. Eng. Data* 49 (2004) 1802-1808.
- [101] T. Yang, Y. Sun, X. Meng, J. Wu, J.I. Siepmann. Simultaneous measurement of the density and viscosity for *n*-decane + CO₂ binary mixtures at temperature between (303.15 to 373.15) K and pressures up to 80 MPa. *J. Mol. Liq.* 338 (2021) 116646.

- [102] E. Wilhelm, A. Laínez, A.H. Roux, J.-P.E. Grolier. Excess molar volumes and heat capacities of (1,2,4-trichlorobenzene + an *n*-alkane) and (1-chloronaphthalene + an *n*-alkane). *Thermochim. Acta* 105 (1986) 101-110
- [103] J.R. Goates, J.B. Ott, R.B. Grigg. Excess volumes of cyclohexane + *n*-hexane, + *n*-heptane, + *n*-octane, + *n*-nonane, and + *n*-decane. *J. Chem. Thermodyn.* 11 (1979) 497-506.
- [104] A. Heintz. Exzeßvolumina von Alkanmischungen aus Dichtepräzisionsmessungen. Vergleich mit flüssigkeitstheoretischen Berechnungen einer erweiterten Flory-Theorie. *Ber Bunsenges. Phys. Chem.* 83 (1979) 155-160.
- [105] R.G. Sánchez-Pajares, J. Núñez-Delgado. Excess volumes of binary mixtures of cyclohexane + an *n*-alkane. *J. Chem. Thermodyn.* 11 (1979) 815-817.
- [106] B. González, E.J. González, I. Domínguez, A. Domínguez. Excess properties of binary mixtures hexane, heptane, octane and nonane with benzene, toluene and ethylbenzene at $T = 283.15$ and 298.15 K. *Phys. Chem. Liq.* 48 (2010) 514-533.
- [107] J.L.E. Chevalier, P.J. Petrino, Y.H. Gaston-Bonhomme. Viscosity and density of some aliphatic, cyclic, and aromatic hydrocarbons binary liquid mixtures. *J. Chem. Eng. Data* 35 (1990) 206-212.

TABLE 1

Sample description.

Chemical name	CAS Number	Source	Initial purity ^a
iodobenzene	591-50-4	Sigma-Aldrich	0.999
<i>n</i> -heptane	142-82-5	Fluka	0.998
<i>n</i> -decane	124-18-5	Sigma-Aldrich	0.995
<i>n</i> -dodecane	112-40-3	Sigma-Aldrich	0.998
<i>n</i> -tetradecane	629-59-4	Fluka	0.995

^a In mole fraction. Initial purity, measured by gas chromatography, certified by the supplier,

TABLE 2

Kinematic (ν) and dynamic (η) viscosities of pure compounds at temperature T and atmospheric pressure. Comparison of experimental (Exp.) results with literature (Lit.) values.^a

T/K	iodobenzene		$n\text{-C}_7$		$n\text{-C}_{10}$		$n\text{-C}_{12}$		$n\text{-C}_{14}$	
ν/cst										
	Exp.	Lit.	Exp.	Lit.	Exp.	Lit.	Exp.	Lit.	Exp.	Lit.
288.15	0.983		0.635	0.629 ⁷⁶	1.364	1.364 ⁴⁰	2.190	2.170 ⁴⁰	3.407	3.380 ⁴⁰
						1.350 ⁴⁸				
293.15	0.912		0.612	0.600 ⁷⁷	1.263	1.254 ⁵⁸	2.001	1.982 ⁵⁸	3.058	3.020 ⁷⁹
				0.604 ⁷⁸		1.258 ⁷⁷		1.974 ⁷⁷		3.069 ⁸¹
						1.260 ⁷⁹		1.960 ⁷⁹		3.052 ⁸²
								1.990 ⁸⁰		
298.15	0.850		0.584	0.574 ⁷⁶	1.180	1.169 ⁴⁰	1.837	1.809 ⁴⁰	2.768	2.753 ^{81,88}
				0.572 ⁷⁷		1.172 ⁴⁸		1.818 ⁵⁸		2.739 ⁸⁹
				0.577 ⁸³		1.168 ⁵⁸		1.825 ⁷⁷		
				0.594 ⁸⁴		1.186 ⁷⁵				
				0.582 ^{85,86}		1.172 ⁷⁷				
						1.183 ⁸⁷				
303.15	0.790		0.543	0.549 ⁷⁶	1.103	1.096 ⁵⁸	1.694	1.682 ⁵⁸	2.516	2.480 ⁷⁹
				0.551 ⁸³		1.100 ⁷⁹		1.670 ⁷⁹		2.512 ⁸²
								1.680 ⁸⁰		
308.15	0.742		0.527	0.532 ⁷⁶	1.035	1.034 ⁴⁰	1.569	1.557 ⁴⁰	2.297	2.271 ⁴⁰
				0.522 ⁷⁷				1.558 ⁷⁷		2.277 ⁹¹
				0.528 ⁸³						
				0.521 ⁹⁰						
$\eta/\text{mPa s}$										
	iodobenzene		$n\text{-C}_7$		$n\text{-C}_{10}$		$n\text{-C}_{12}$		$n\text{-C}_{14}$	
	Exp.	Lit.	Exp.	Lit.	Exp.	Lit.	Exp.	Lit.	Exp.	Lit.
288.15	1.805	1.740 ⁹²	0.437	0.433 ⁷⁶	0.998	0.991 ⁴⁸	1.648	1.636 ⁴⁰	2.611	2.596 ⁴⁰
						1.003 ⁷⁶		1.635 ⁹⁵		2.589 ⁹⁶
293.15	1.669	1.736 ⁹³	0.418	0.410 ^{76,53}	0.922	0.916 ⁵⁸	1.499	1.485 ⁵⁸	2.333	2.300 ⁷⁹
				0.411 ⁷⁷		0.918 ⁷⁷		1.480 ⁷⁷		2.289 ⁹⁶
				0.413 ⁹⁴		0.922 ⁷⁹		1.470 ⁷⁹		2.330 ⁸²

TABLE 2 (continued)

							1.490 ⁸⁰		
							1.496 ⁹⁵		
	1.548		0.397	0.390 ⁷⁶	0.857	0.849 ⁴⁰	1.369	1.348 ⁴⁰	2.102 2.101 ¹⁴
298.15				0.389 ⁷⁷		0.851 ^{48,77}		1.356 ⁵⁸	2.085 ⁸⁸
				0.392 ⁸³		0.848 ⁵⁸		1.360 ⁷⁷	2.091 ⁶⁰
				0.404 ⁸⁴		0.861 ⁷⁵		1.364 ⁹⁵	2.087 ⁹⁶
				0.390 ⁹⁷		0.859 ⁸⁷		1.367 ⁶⁰	
				0.388 ⁹⁸		0.859 ⁹⁹			
				0.393 ¹⁶					
				0.396 ⁸⁶					
303.15	1.434	1.417 ⁹²	0.367	0.371 ⁷⁶	0.797	0.792 ⁵⁸	1.252	1.248 ⁵⁸	1.902 1.895 ¹⁴
				0.373 ⁸³		0.794 ⁷⁹		1.240 ⁷⁹	1.900 ⁸²
				0.368 ⁹⁸		0.800 ¹⁰¹		1.250 ⁸⁰	
				0.363 ¹⁰⁰				1.254 ⁹⁵	
308.15	1.341		0.354	0.357 ⁷⁶	0.744	0.743 ⁷⁶	1.158	1.149 ⁴⁰	1.728 1.715 ¹⁴
				0.351 ⁷⁷		0.741 ⁷⁷		1.150 ⁷⁷	1.709 ⁴⁰
				0.354 ⁸³				1.157 ⁹⁵	1.717 ⁹⁶
				0.350 ^{90,98}					
				0.352 ⁹⁷					

^a The uncertainties are: $u(T) = \pm 0.02$ K; $u(p) = \pm 1$ kPa. For viscosities, the relative combined expanded uncertainties (0.95 level of confidence) are $U_{rc}(\nu) = 0.020$ and $U_{rc}(\eta) = 0.022$

TABLE 3

Kinematic (ν) and dynamic (η) viscosities of iodobenzene (1) + *n*-alkane (2) mixtures at temperature T and atmospheric pressure. Values of $\Delta\eta$ (eq. 9) are also given^a.

x_1	ν /cst	η /mPa s	$\Delta\eta$ /mPa s
iodobenzene (1) + heptane (2); $T/K = 288.15$			
0.0504	0.626	0.459	-0.046
0.0951	0.617	0.478	-0.089
0.1454	0.614	0.504	-0.131
0.1925	0.609	0.527	-0.172
0.2441	0.609	0.558	-0.211
0.2929	0.611	0.590	-0.246
0.3940	0.622	0.667	-0.307
0.4954	0.648	0.767	-0.346
0.5916	0.676	0.876	-0.368
0.6936	0.728	1.033	-0.350
0.7452	0.751	1.116	-0.338
0.7958	0.789	1.224	-0.299
0.8450	0.819	1.326	-0.264
0.8963	0.866	1.463	-0.197
0.9480	0.917	1.615	-0.115
iodobenzene (1) + heptane (2); $T/K = 293.15$			
0.0504	0.604	0.440	-0.041
0.0951	0.596	0.458	-0.079
0.1454	0.592	0.483	-0.117
0.1925	0.587	0.506	-0.154
0.2441	0.587	0.535	-0.189
0.2929	0.588	0.565	-0.220
0.3940	0.598	0.638	-0.274
0.4954	0.621	0.731	-0.307
0.5916	0.645	0.832	-0.327
0.6936	0.685	0.969	-0.318
0.7452	0.711	1.051	-0.300
0.7958	0.745	1.151	-0.263
0.8450	0.771	1.242	-0.235
0.8963	0.815	1.371	-0.170
0.9480	0.855	1.500	-0.105
iodobenzene (1) + heptane (2); $T/K = 298.15$			

TABLE 3 (continued)

0.0504	0.576	0.417	-0.038
0.0951	0.568	0.434	-0.072
0.1454	0.564	0.458	-0.107
0.1925	0.560	0.479	-0.140
0.2441	0.559	0.507	-0.172
0.2929	0.560	0.535	-0.200
0.3940	0.570	0.605	-0.247
0.4954	0.586	0.686	-0.283
0.5916	0.610	0.783	-0.298
0.6936	0.646	0.908	-0.290
0.7452	0.670	0.987	-0.271
0.7958	0.704	1.083	-0.233
0.8450	0.729	1.168	-0.205
0.8963	0.765	1.280	-0.152
0.9480	0.803	1.402	-0.089

iodobenzene (1) + heptane (2); $T/K = 303.15$

0.0504	0.535	0.385	-0.035
0.0951	0.527	0.401	-0.067
0.1454	0.523	0.422	-0.099
0.1925	0.518	0.441	-0.130
0.2441	0.518	0.467	-0.159
0.2929	0.520	0.495	-0.183
0.3940	0.527	0.556	-0.229
0.4954	0.542	0.632	-0.260
0.5916	0.565	0.721	-0.272
0.6936	0.598	0.837	-0.265
0.7452	0.620	0.908	-0.248
0.7958	0.649	0.994	-0.216
0.8450	0.674	1.075	-0.187
0.8963	0.705	1.175	-0.142
0.9480	0.742	1.290	-0.081

iodobenzene (1) + heptane (2); $T/K = 308.15$

0.0504	0.519	0.371	-0.032
0.0951	0.511	0.386	-0.061
0.1454	0.507	0.407	-0.090

TABLE 3 (continued)

0.1925	0.502	0.425	-0.118
0.2441	0.501	0.449	-0.145
0.2929	0.502	0.474	-0.168
0.3940	0.511	0.536	-0.206
0.4954	0.524	0.608	-0.235
0.5916	0.544	0.690	-0.247
0.6936	0.573	0.798	-0.240
0.7452	0.594	0.866	-0.223
0.7958	0.617	0.941	-0.198
0.8450	0.640	1.017	-0.170
0.8963	0.670	1.112	-0.126
0.9480	0.702	1.215	-0.074

iodobenzene (1) + decane (2); $T/K = 288.15$

0.0968	1.268	1.012	-0.064
0.1484	1.224	1.022	-0.096
0.1980	1.185	1.032	-0.126
0.2594	1.143	1.050	-0.158
0.2959	1.120	1.062	-0.176
0.3454	1.091	1.080	-0.198
0.3939	1.065	1.099	-0.218
0.4946	1.020	1.151	-0.247
0.5945	0.986	1.218	-0.261
0.6969	0.961	1.307	-0.255
0.7461	0.954	1.361	-0.240
0.7960	0.949	1.421	-0.221
0.8465	0.950	1.495	-0.188
0.8974	0.952	1.575	-0.149
0.9486	0.964	1.679	-0.086

iodobenzene (1) + decane (2); $T/K = 293.15$

0.0968	1.180	0.938	-0.057
0.1484	1.140	0.947	-0.086
0.1980	1.103	0.957	-0.113
0.2594	1.066	0.974	-0.142
0.2959	1.044	0.985	-0.158
0.3454	1.017	1.001	-0.178
0.3939	0.994	1.020	-0.195

TABLE 3 (continued)

0.4946	0.952	1.069	-0.221
0.5945	0.920	1.132	-0.233
0.6969	0.896	1.213	-0.228
0.7461	0.889	1.262	-0.216
0.7960	0.885	1.319	-0.196
0.8465	0.884	1.385	-0.168
0.8974	0.887	1.461	-0.130
0.9486	0.895	1.553	-0.076

iodobenzene (1) + decane (2); $T/K = 298.15$

0.0968	1.103	0.872	-0.052
0.1484	1.066	0.882	-0.078
0.1980	1.033	0.891	-0.102
0.2594	0.999	0.908	-0.127
0.2959	0.978	0.918	-0.143
0.3454	0.954	0.934	-0.161
0.3939	0.931	0.952	-0.177
0.4946	0.892	0.997	-0.200
0.5945	0.863	1.057	-0.210
0.6969	0.841	1.134	-0.203
0.7461	0.832	1.176	-0.195
0.7960	0.830	1.232	-0.173
0.8465	0.828	1.291	-0.149
0.8974	0.828	1.358	-0.117
0.9486	0.835	1.442	-0.068

iodobenzene (1) + decane (2); $T/K = 303.15$

0.0968	1.033	0.813	-0.046
0.1484	0.999	0.822	-0.070
0.1980	0.969	0.832	-0.092
0.2594	0.937	0.848	-0.115
0.2959	0.919	0.858	-0.128
0.3454	0.896	0.873	-0.145
0.3939	0.874	0.889	-0.160
0.4946	0.839	0.933	-0.180
0.5945	0.811	0.989	-0.188
0.6969	0.790	1.060	-0.183
0.7461	0.783	1.101	-0.173

TABLE 3 (continued)

0.7960	0.780	1.153	-0.153
0.8465	0.779	1.210	-0.129
0.8974	0.776	1.268	-0.102
0.9486	0.783	1.347	-0.057

iodobenzene (1) + decane (2); $T/K = 308.15$

0.0968	0.971	0.760	-0.042
0.1484	0.940	0.769	-0.064
0.1980	0.911	0.778	-0.084
0.2594	0.882	0.794	-0.105
0.2959	0.864	0.802	-0.119
0.3454	0.843	0.818	-0.133
0.3939	0.823	0.833	-0.146
0.4946	0.791	0.875	-0.164
0.5945	0.763	0.925	-0.174
0.6969	0.744	0.994	-0.167
0.7461	0.737	1.033	-0.157
0.7960	0.735	1.081	-0.139
0.8465	0.738	1.141	-0.109
0.8974	0.735	1.196	-0.085
0.9486	0.735	1.259	-0.052

iodobenzene (1) + dodecane (2); $T/K = 288.15$

0.0988	1.988	1.609	-0.055
0.1496	1.895	1.594	-0.079
0.1964	1.810	1.576	-0.104
0.2466	1.728	1.562	-0.126
0.2971	1.648	1.547	-0.149
0.3978	1.505	1.529	-0.183
0.4966	1.381	1.522	-0.205
0.5964	1.274	1.534	-0.209
0.5978	1.271	1.533	-0.210
0.6974	1.175	1.559	-0.201
0.7480	1.132	1.579	-0.189
0.7977	1.096	1.609	-0.167
0.8486	1.061	1.644	-0.139
0.8982	1.030	1.685	-0.106
0.9487	1.002	1.733	-0.066

TABLE 3 (continued)

iodobenzene (1) + dodecane (2); $T/K = 293.15$			
0.0988	1.821	1.467	-0.048
0.1496	1.738	1.455	-0.069
0.1964	1.663	1.441	-0.091
0.2466	1.590	1.430	-0.110
0.2971	1.519	1.419	-0.130
0.3989	1.390	1.407	-0.159
0.4966	1.277	1.402	-0.181
0.5964	1.179	1.414	-0.186
0.6974	1.091	1.441	-0.175
0.7480	1.050	1.458	-0.167
0.7977	1.016	1.485	-0.148
0.8475	0.982	1.513	-0.128
0.8974	0.953	1.552	-0.098
0.9487	0.928	1.599	-0.060
iodobenzene (1) + dodecane (2); $T/K = 298.15$			
0.0988	1.676	1.344	-0.042
0.1496	1.605	1.337	-0.059
0.1964	1.534	1.323	-0.080
0.2466	1.471	1.317	-0.096
0.2971	1.404	1.305	-0.116
0.3989	1.293	1.302	-0.137
0.4966	1.190	1.299	-0.157
0.5978	1.101	1.316	-0.158
0.6956	1.020	1.338	-0.153
0.7480	0.981	1.356	-0.144
0.7977	0.947	1.379	-0.131
0.8475	0.916	1.405	-0.113
0.8974	0.889	1.440	-0.087
0.9487	0.866	1.485	-0.051
iodobenzene (1) + dodecane (2); $T/K = 303.15$			
0.0988	1.550	1.237	-0.033
0.1496	1.485	1.231	-0.049
0.1964	1.422	1.221	-0.067
0.2466	1.364	1.215	-0.082
0.2971	1.304	1.207	-0.100

TABLE 3 (continued)

0.3989	1.200	1.203	-0.123
0.4966	1.105	1.201	-0.142
0.5964	1.022	1.214	-0.148
0.6956	0.950	1.241	-0.140
0.7480	0.916	1.261	-0.129
0.7977	0.887	1.286	-0.114
0.8475	0.858	1.312	-0.097
0.8982	0.835	1.349	-0.070
0.9487	0.811	1.385	-0.042

iodobenzene (1) + dodecane (2); $T/K = 308.15$

0.0988	1.439	1.142	-0.034
0.1496	1.380	1.138	-0.047
0.1964	1.323	1.130	-0.064
0.2466	1.270	1.126	-0.077
0.2971	1.216	1.121	-0.092
0.3989	1.122	1.119	-0.112
0.4966	1.034	1.119	-0.131
0.5964	0.957	1.131	-0.136
0.6956	0.892	1.160	-0.126
0.7480	0.859	1.178	-0.117
0.7977	0.834	1.203	-0.102
0.8475	0.816	1.241	-0.072
0.8982	0.785	1.262	-0.061
0.9487	0.761	1.295	-0.037

iodobenzene (1) + tetradecane (2); $T/K = 288.15$

0.1007	3.023	2.473	-0.056
0.1478	2.857	2.411	-0.081
0.1966	2.692	2.345	-0.107
0.2479	2.531	2.280	-0.131
0.2885	2.407	2.228	-0.151
0.3485	2.236	2.156	-0.174
0.3972	2.105	2.101	-0.190
0.4991	1.851	1.999	-0.209
0.5981	1.634	1.922	-0.207
0.6981	1.436	1.860	-0.188
0.7483	1.345	1.835	-0.173

TABLE 3 (continued)

0.7982	1.261	1.816	-0.151
0.8492	1.179	1.799	-0.127
0.8986	1.111	1.796	-0.091
0.9490	1.040	1.786	-0.060
iodobenzene (1) + tetradecane (2); $T/K = 293.15$			
0.1007	2.726	2.220	-0.046
0.1478	2.582	2.169	-0.066
0.1966	2.438	2.114	-0.088
0.2479	2.297	2.059	-0.109
0.2885	2.188	2.016	-0.126
0.3485	2.038	1.956	-0.146
0.3972	1.922	1.910	-0.160
0.4991	1.697	1.825	-0.177
0.5981	1.501	1.758	-0.178
0.6981	1.323	1.706	-0.164
0.7483	1.241	1.687	-0.150
0.7982	1.165	1.671	-0.132
0.8492	1.091	1.658	-0.112
0.8986	1.028	1.655	-0.082
0.9490	0.965	1.652	-0.052
iodobenzene (1) + tetradecane (2); $T/K = 298.15$			
0.1007	2.480	2.011	-0.035
0.1478	2.351	1.966	-0.054
0.1966	2.224	1.920	-0.073
0.2479	2.102	1.876	-0.088
0.2885	2.004	1.837	-0.105
0.3485	1.870	1.787	-0.122
0.3972	1.767	1.748	-0.134
0.4991	1.566	1.676	-0.150
0.5981	1.391	1.623	-0.148
0.6981	1.227	1.576	-0.140
0.7483	1.152	1.559	-0.129
0.7982	1.083	1.546	-0.114
0.8492	1.017	1.539	-0.093
0.8986	0.958	1.535	-0.070
0.9490	0.901	1.534	-0.042

TABLE 3 (continued)

iodobenzene (1) + tetradecane (2); $T/K = 303.15$			
0.1007	2.262	1.825	-0.030
0.1478	2.150	1.789	-0.044
0.1966	2.037	1.750	-0.060
0.2479	1.928	1.713	-0.074
0.2885	1.841	1.680	-0.087
0.3485	1.721	1.636	-0.104
0.3972	1.629	1.604	-0.125
0.4991	1.449	1.544	-0.128
0.5981	1.289	1.496	-0.118
0.6981	1.141	1.459	-0.108
0.7483	1.073	1.446	-0.094
0.7982	1.010	1.437	-0.076
0.8492	0.950	1.431	-0.054
0.8986	0.896	1.430	-0.037
0.9490	0.839	1.423	-0.018
iodobenzene (1) + tetradecane (2); $T/K = 308.15$			
0.1007	2.072	1.664	-0.025
0.1478	1.972	1.634	-0.037
0.1966	1.873	1.602	-0.050
0.2479	1.775	1.570	-0.062
0.2885	1.699	1.544	-0.073
0.3485	1.591	1.507	-0.087
0.3972	1.507	1.477	-0.098
0.4991	1.344	1.426	-0.109
0.5981	1.200	1.387	-0.111
0.6981	1.065	1.355	-0.103
0.7483	1.003	1.345	-0.094
0.7982	0.943	1.336	-0.084
0.8492	0.889	1.333	-0.067
0.8986	0.835	1.327	-0.055
0.9490	0.787	1.330	-0.032

^athe uncertainties, u , are: $u(T) = \pm 0.02$ K; $u(p) = \pm 1$ kPa; $u(x_1) = \pm 0.0010$. The relative combined expanded uncertainties (0.95 level of confidence) for η and $\Delta\eta$ are, respectively, $U_{rc}(\eta) = 0.022$ and $U_{rc}(\Delta\eta) = 0.050$.

TABLE 4

Coefficients A_i and standard deviations, $\sigma(\Delta F)$ (eq. 11) for representation of the Q^a property at temperature T and atmospheric pressure for iodobenzene (1) + n -alkane (2) systems by eq. 10 (between parentheses, standard deviations of the coefficients are given).

Property (Q)	T/K	A_0	A_1	A_2	A_3	$\sigma(Q)$
iodobenzene (1) + heptane (2)						
$\Delta\eta/\text{mPa s}$	288.15	-1.392 (± 0.006)	-0.56 (± 0.02)	-0.29 (± 0.02)	-0.22 (± 0.05)	0.003
	293.15	-1.243 (± 0.007)	-0.57 (± 0.01)	-0.24 (± 0.03)		0.004
	298.15	-1.137 (± 0.007)	-0.49 (± 0.01)	-0.16 (± 0.02)		0.003
	303.15	-1.043 (± 0.005)	-0.447 (± 0.08)	-0.16 (± 0.02)		0.002
	308.15	-0.945 (± 0.004)	-0.401 (± 0.006)	-0.15 (± 0.01)		0.001
$\Delta(\Delta G_m^*)/\text{J mol}^{-1}$	298.15	-1235 (± 8)	-167 (± 19)			5
iodobenzene (1) + decane (2)						
$\Delta\eta/\text{mPa s}$	288.15	-0.988 (± 0.004)	-0.41 (± 0.01)	-0.26 (± 0.02)	-0.21 (± 0.03)	0.002
	293.15	-0.886 (± 0.002)	-0.368 (± 0.007)	-0.223 (± 0.009)	-0.16 (± 0.02)	0.001
	298.15	-0.800 (± 0.004)	-0.32 (± 0.01)	-0.185 (± 0.01)	-0.15 (± 0.03)	0.002
	303.15	-0.723 (± 0.004)	-0.319 (± 0.007)	-0.13 (± 0.02)		0.002
	308.15	-0.666 (± 0.005)	-0.273 (± 0.009)	-0.06 (± 0.02)		0.003
$\Delta(\Delta G_m^*)/\text{J mol}^{-1}$	298.15	-992 (± 6)	-298 (± 10)	-154 (± 24)		2
iodobenzene (1) + dodecane (2)						
$\Delta\eta/\text{mPa s}$	288.15	-0.816 (± 0.005)	-0.27 (± 0.02)	-0.10 (± 0.02)	-0.13 (± 0.04)	0.002
	293.15	-0.714 (± 0.005)	-0.249 (± 0.02)	-0.12 (± 0.02)	-0.16 (± 0.04)	0.002

TABLE 4 (continued)

	298.15	-0.617 (± 0.004)	-0.19 (± 0.01)	-0.12 (± 0.02)	-0.18 (± 0.03)	0.002
	303.15	-0.568 (± 0.002)	-0.245 (± 0.005)			0.001
	308.15	-0.516 (± 0.006)	-0.19 (± 0.01)			0.004
$\Delta(\Delta G_m^*)/\text{J mol}^{-1}$	298.15	-479 (± 7)	-245 (± 11)	-162 (± 28)		2
iodobenzene (1) + tetradecane (2)						
$\Delta\eta/\text{mPa s}$	288.15	-0.826 (± 0.006)	-0.16 (± 0.02)		-0.18 (± 0.05)	0.003
	293.15	-0.702 (± 0.004)	-0.17 (± 0.02)		-0.17 (± 0.04)	0.002
	298.15	-0.589 (± 0.004)	-0.206 (± 0.009)			0.003
	303.15	-0.512 (± 0.008)	-0.07 (± 0.01)	0.24 (± 0.03)		0.004
	308.15	-0.428 (± 0.004)	-0.170 (± 0.008)			0.002
$\Delta(\Delta G_m^*)/\text{J mol}^{-1}$	298.15	198 (± 5)	-120 (± 9)	-147 (± 22)		3

^a $Q = \Delta\eta$ or ΔG_m^*

TABLE 5

Results provided by the application of the Grunberg-Nissan model (eq. 3; adjustable parameter: (G_{12}) and McAllister (eq. 2; adjustable parameters: Z_{12} and Z_{21}) to iodobenzene (1) + n -alkane (2) mixtures at temperature T and atmospheric pressure.

Equation		$T = 288.15$ K		$T = 293.15$ K		$T = 298.15$ K		$T = 303.15$ K		$T = 308.15$ K	
		Param. ^a	σ_r ^b	Param. ^a	σ_r ^b	Param. ^a	σ_r ^b	Param. ^a	σ_r ^b	Param. ^a	σ_r ^b
Iodobenzene (1) + heptane (2)											
Grunberg-Nissan	G_{12}	-0.593	0.006	-0.554	0.006	-0.526	0.004	-0.531	0.003	-0.498	0.003
McAllister	Z_{12}	0.654	0.002	0.623	0.002	0.593	0.002	0.549	0.001	0.529	0.001
	Z_{21}	0.591		0.572		0.543		0.501		0.486	
Iodobenzene (1) + decane (2)											
Grunberg-Nissan	G_{12}	-0.634	0.018	-0.608	0.015	-0.583	0.013	-0.552	0.010	-0.530	0.008
McAllister	Z_{12}	0.882	0.003	0.828	0.003	0.781	0.002	0.741	0.002	0.704	0.001
	Z_{21}	1.082		1.009		0.946		0.887		0.833	
Iodobenzene (1) + dodecane (2)											
Grunberg-Nissan	G_{12}	-0.510	0.020	-0.487	0.002	-0.456	0.017	-0.435	0.015	-0.428	0.012
McAllister	Z_{12}	1.140	0.003	1.058	0.003	0.996	0.004	0.930	0.002	0.880	0.002
	Z_{21}	1.591		1.471		1.363		1.266		1.178	
Iodobenzene (1) + tetradecane (2)											
Grunberg-Nissan	G_{12}	-0.310	0.030	-0.298	0.020	-0.278	0.200	-0.258	0.017	-0.248	0.016
McAllister	Z_{12}	1.481	0.003	1.365	0.003	1.271	0.003	1.189	0.002	1.110	0.002
	Z_{21}	2.314		2.112		1.938		1.781		1.647	

^aadjustable parameter; ^bstandard relative deviation (eq. 12)

TABLE 6

Dynamic viscosities (η), deviations in absolute viscosity ($\Delta\eta$, eq. 9) and excess molar volumes, V_m^E , for solute (1) + n -alkane (2) mixtures at 298.15 K, atmospheric pressure and equimolar composition. Results from the application of the Bloomfield-Dewan's model (eq. 5) to these systems are also included.

n -alkane	N^a	η / mPa s	$\Delta\eta$ / mPa s	α^b	β^c	$\sigma_r(\eta)^d$	Ref. η	V_m^E / cm ³ mol ⁻¹	Ref. V_m^E
iodobenzene (1) + n -C _{<i>n</i>} (2)									
n -C ₇	15	0.688	-0.284	1	0	0.015	This work	-0.467	12
n -C ₁₀	15	1.002	-0.200	1	0	0.016	This work	0.056	12
n -C ₁₂	14	1.304	-0.154	1	0	0.021	This work	0.235	12
n -C ₁₄	15	1.677	-0.147	1	0	0.046	This work	0.372	12
1-chloronaphthalene (1) + n -C _{<i>n</i>} (2)									
n -C ₆	9	0.802	-0.871	1	0	0.146	16	-1.560	102
				1	0.8	0.040			
n -C ₇	9	0.937	-0.796	1	0	0.107	16	-1.263	102
				1	0.6	0.027			
n -C ₈	9	1.056	-0.738	1	0	0.077	16	-1.052	102
				1	0.4	0.028			
n -C ₁₀	9	1.357	-0.607	1	0	0.055	16	-0.749	16
				1	0.25	0.024			
n -C ₁₂	9	1.658	-0.505	1	0	0.038	16	-0.616	102
				1	0.15	0.025			
1,2,4-trichlorobenzene (1) + n -C _{<i>n</i>} (2)									
n -C ₁₀	9	1.204 ^e	-0.284 ^e	1	0	0.018	15	-0.180	15
				1	0.1	0.005			
n -C ₁₄	9	2.085 ^e	-0.106 ^e	1	0	0.017	15	0.087	15
methyl benzoate (1) + n -C _{<i>n</i>} (2)									
n -C ₆	12	0.654	-0.422	1	0	0.103	40	-0.598	40
				1	0.37	0.010			
n -C ₈	17	0.802	-0.369	1	0	0.083	40	-0.071	40
				1	0.25	0.007			
n -C ₁₀	18	1.018	-0.318	1	0	0.074	40	0.239	40

TABLE 6 (continued)

				1	0.2	0.005			
<i>n</i> -C ₁₂	16	1.313	-0.272	1	0	0.061	40	0.431	40
				1	0.15	0.015			
<i>n</i> -C ₁₄	18	1.696	-0.231	1	0	0.044	40	0.579	40
				1	0.1	0.005			
Cyclohexane (1) + <i>n</i> -C _n (2)									
<i>n</i> -C ₆	12	0.471	-0.137	1	0	0.099	60	0.126	103
				1	1	0.065			
<i>n</i> -C ₇	12	0.518	-0.137	1	0	0.090	60	0.295	103
				1	1	0.068			
<i>n</i> -C ₈	12	0.608	-0.104	1	0	0.073	60	0.390	103
				1	1	0.054			
<i>n</i> -C ₁₀	12	0.8298	-0.047	1	0	0.044	60	0.494	103
				1	1	0.025			
<i>n</i> -C ₁₂	12	1.134	-0.003	1	0	0.028	60	0.556	104
				1	0.7	0.013			
<i>n</i> -C ₁₄	12	1.526	0.028	1	0	0.039	60	0.591	105
<i>n</i> -C ₁₆	12	2.023	0.034	1	0	0.048	60	0.632	105
benzene + <i>n</i> -C _n									
<i>n</i> -C ₆	10	0.372	-0.088	1	0	0.053	59	0.403	106
				1	0.3	0.013			
<i>n</i> -C ₈	9	0.490	-0.075	1	0	0.056	59	0.700	106
				1	0.3	0.015			
<i>n</i> -C ₁₀	10	0.665	-0.060	1	0	0.032	59	0.846	107
				1	0.25	0.009			
<i>n</i> -C ₁₂	10	0.898	-0.093	1	0	0.033	59	0.919	73
				1	0.5	0.008			
<i>n</i> -C ₁₄	9	1.184	-0.126	1	0	0.018	59	1.015	59
<i>n</i> -C ₁₆	10	1.600	-0.244	1	0	0.022	59	1.023	73

^anumber of data point; ^b weighing factor of $\ln \eta_{fv}$ to $\ln \eta$; ^c weighing factor of $\ln \eta_{ar}$ to $\ln \eta$;

^dequation (12); ^evalues at 293.15 K

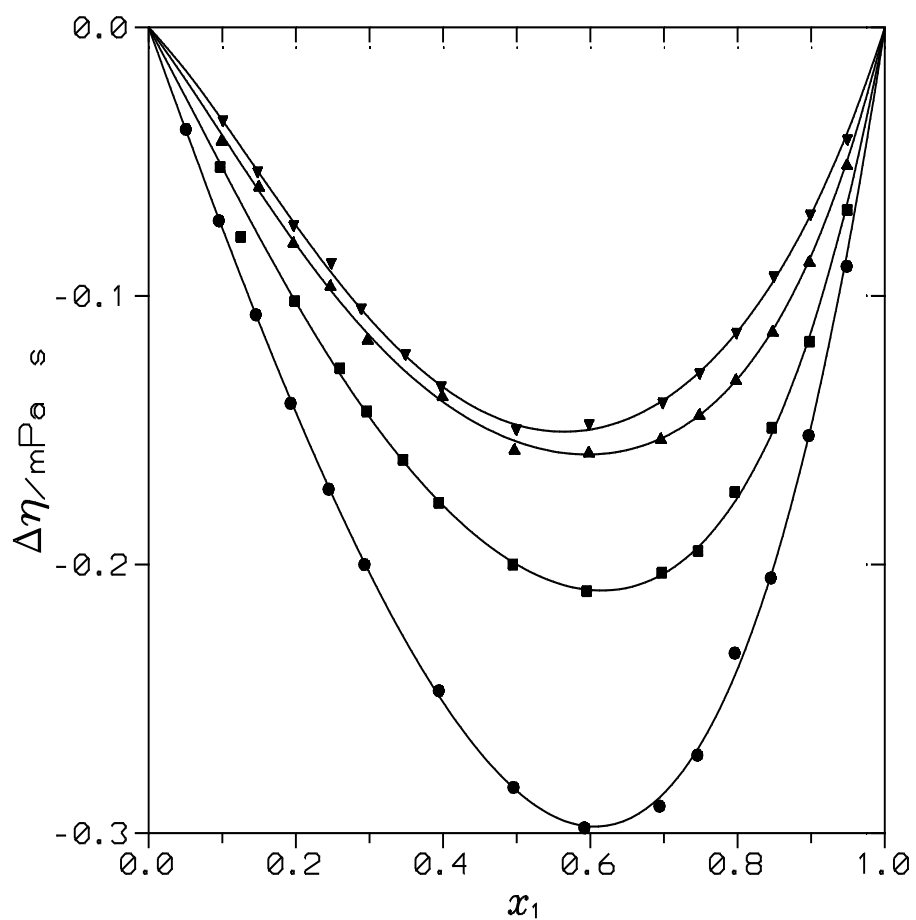


Figure 1. $\Delta\eta$ of iodobenzene (1) + *n*-alkane (2) mixtures at 298.15 K and atmospheric pressure. Points, experimental results (this work): (●), heptane; (■), decane, (▲); dodecane, (▼), tetradecane. Solid lines, calculations using coefficients listed in Table 4.

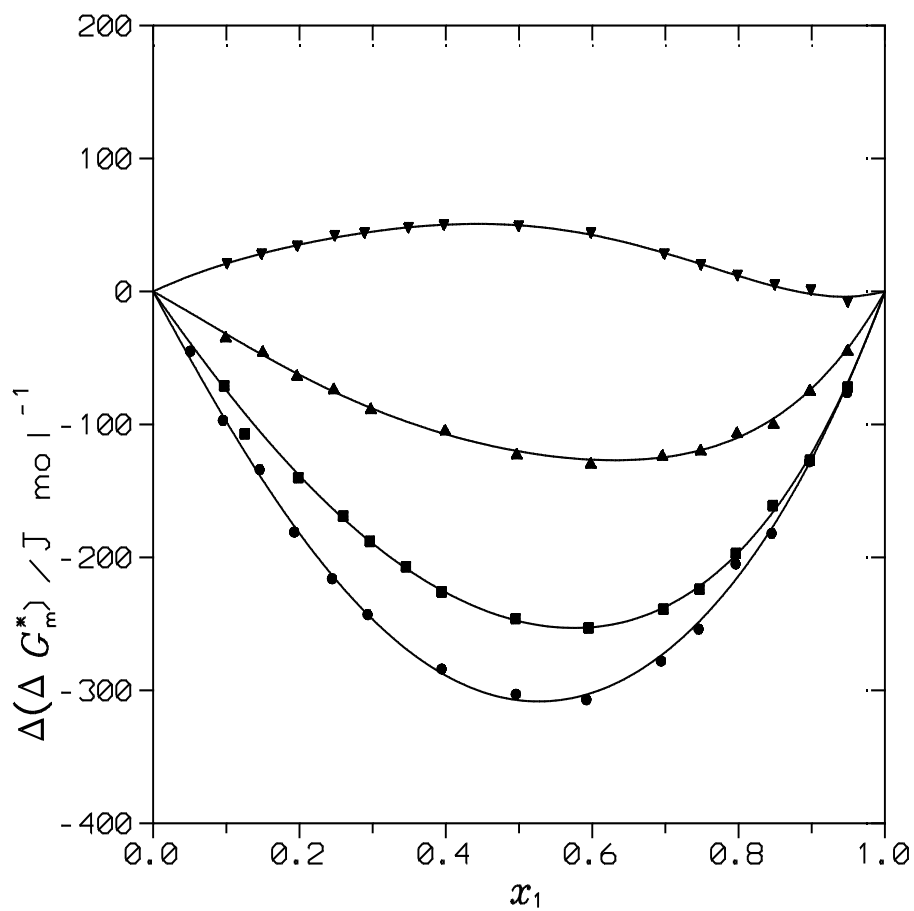


Figure 2. $\Delta(\Delta G_m^*)$ of iodobenzene (1) + *n*-alkane (2) mixtures at 298.15 K and atmospheric pressure. Points, experimental results (this work): (●), heptane; (■), decane; (▲), dodecane; (▼), tetradecane. Solid lines, calculations using coefficients listed in Table 4.

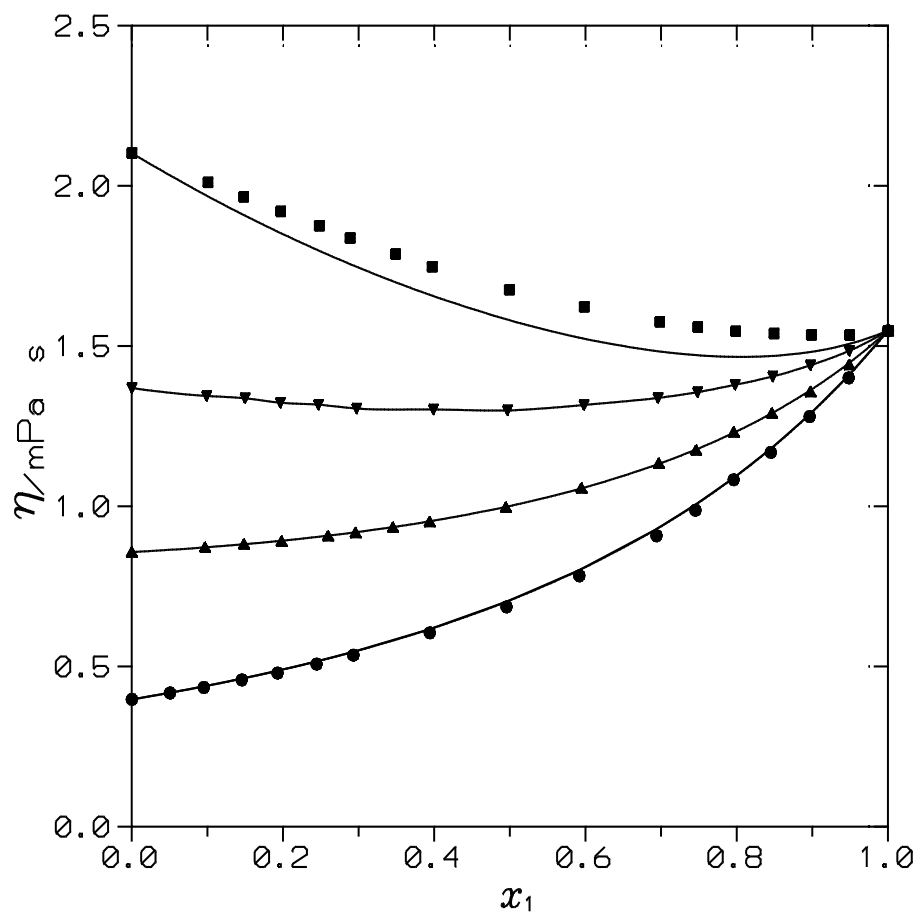


Figure 3. Dynamic viscosities of iodobenzene (1) + *n*-alkane (2) mixtures at 298.15 K. Points, experimental results (this work): (\bullet), heptane; (\blacktriangle), decane; (\blacktriangledown), dodecane; (\blacksquare), tetradecane. Solid lines, results from the application of the Bloomfield-Dewan's model (equation 5) with ($\alpha=1$, $\beta=0$)

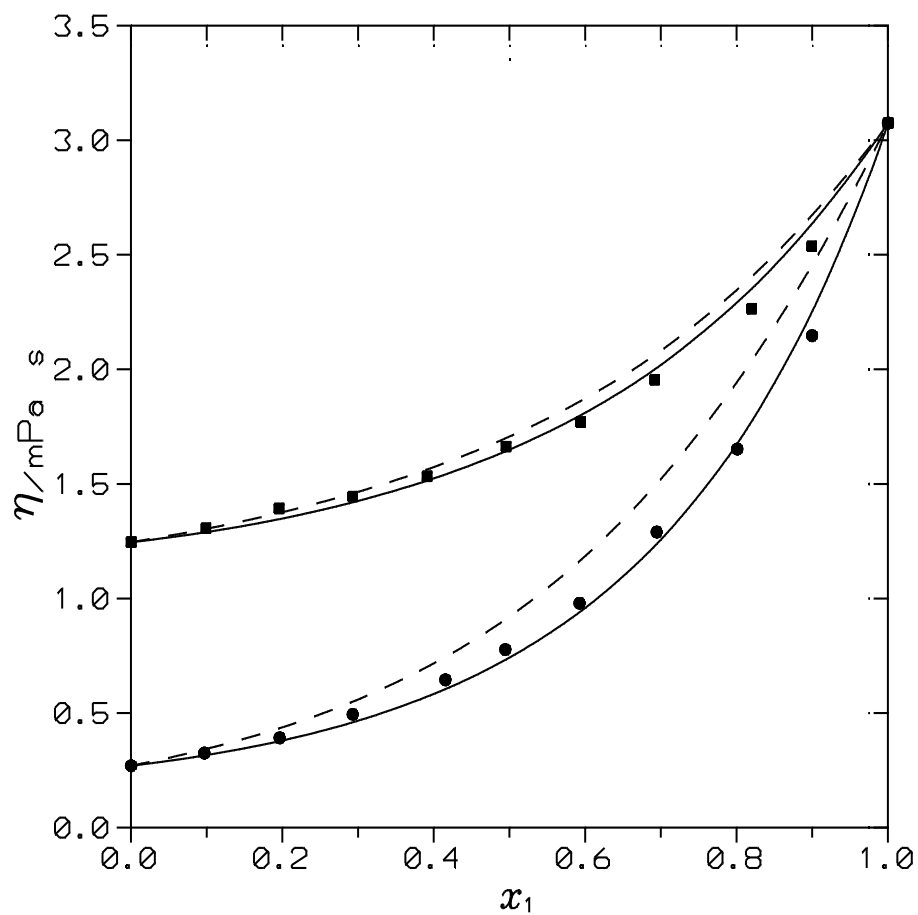


Figure 4. Dynamic viscosities of 1-chloronaphthalene (1) + *n*-alkane (2) mixtures at 298.15 K and atmospheric pressure. Points, experimental results [16]: (●), hexane; (■), dodecane. Dashed lines, results from the application of the Bloomfield-Dewan's model (equation 5) with ($\alpha=1, \beta=0$); solid lines, results using ($\alpha=1, \beta=0.8$) for the mixture with hexane and ($\alpha=1, \beta=0.15$) for the solution with dodecane.

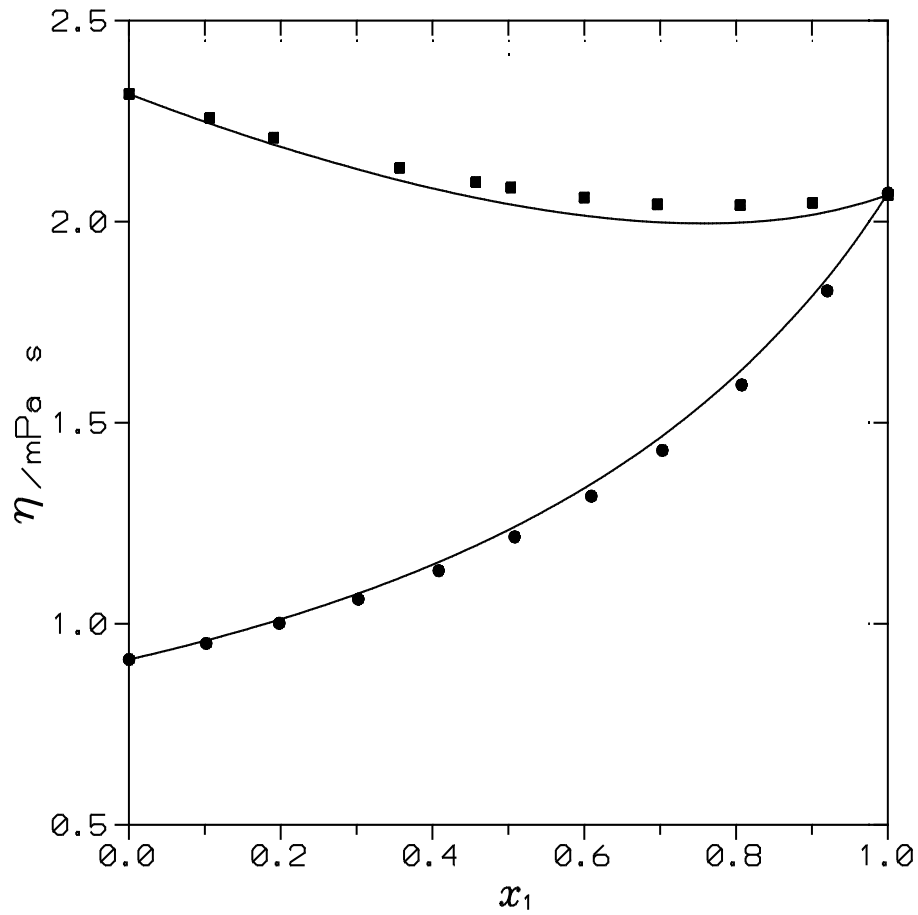


Figure 5. Dynamic viscosities of 1,2,4-trichlorobenzene (1) + *n*-alkane (2) mixtures at 293.15 K and atmospheric pressure. Points, experimental results [15]: (●), decane; (■), tetradecane. Solid lines, results from the application of the Bloomfield-Dewan's model (equation 5) with ($\alpha=1$, $\beta=0$)

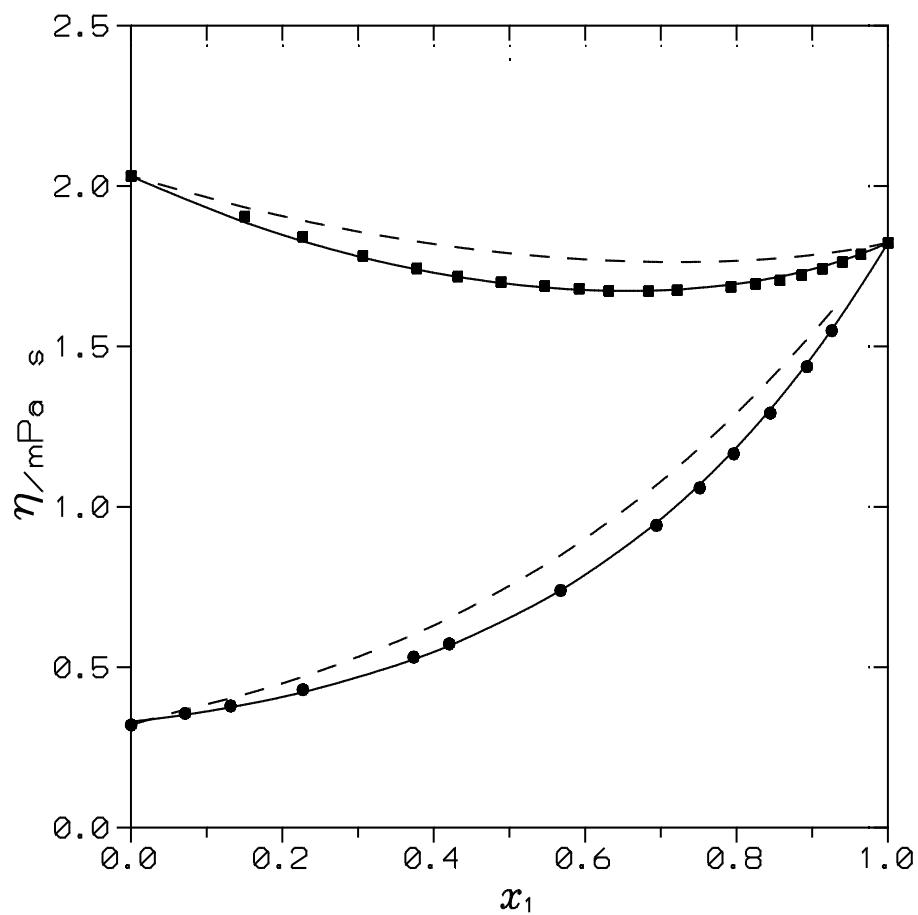


Figure 6. Dynamic viscosities of methyl benzoate (1) + *n*-alkane (2) mixtures at 298.15 K and atmospheric pressure. Points, experimental results [40]: (●), hexane; (■), tetradecane. Dashed lines, results from the application of the Bloomfield-Dewan's model (equation 5) with ($\alpha=1$, $\beta=0$); solid lines, results using ($\alpha=1$, $\beta=0.37$) for the mixture with hexane and ($\alpha=1$, $\beta=0.1$) for the solution with tetradecane.

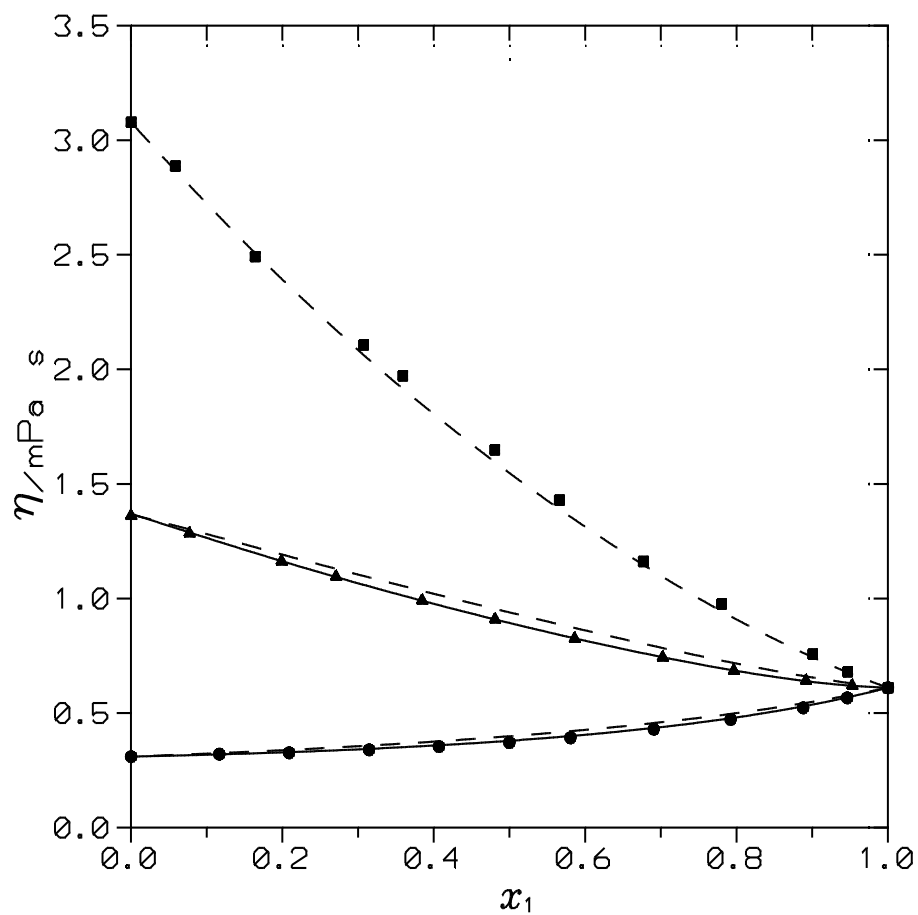


Figure 7. Dynamic viscosities of benzene (1) + *n*-alkane (2) mixtures at 298.15 K and atmospheric pressure. Points, experimental results [59]: (\bullet), hexane; (\blacktriangle), dodecane; (\blacksquare), hexadecane. Dashed lines, results from the application of the Bloomfield-Dewan's model (equation 5) with ($\alpha=1$, $\beta=0$); solid lines, results using ($\alpha=1$, $\beta=0.3$) for the mixture with hexane and ($\alpha=1$, $\beta=0.25$) for the solution with dodecane.

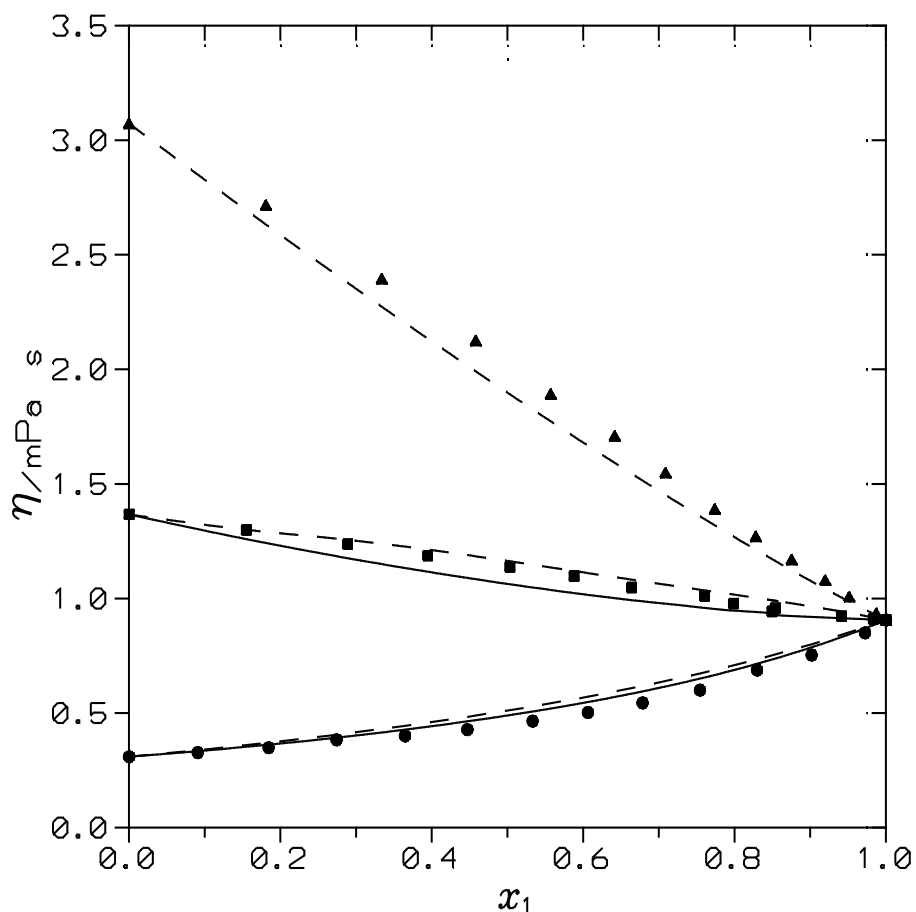


Figure 8. Dynamic viscosities of cyclohexane (1) + *n*-alkane (2) mixtures at 298.15 K and atmospheric pressure. Points, experimental results [60]: (●), hexane; (■), dodecane; (▲), hexadecane. Dashed lines, results from the application of the Bloomfield-Dewan's model (equation 5) with ($\alpha=1$, $\beta=0$); solid lines, results using ($\alpha=1$, $\beta=1$) for the mixture with hexane and ($\alpha=1$, $\beta=0.7$) for the solution with dodecane.

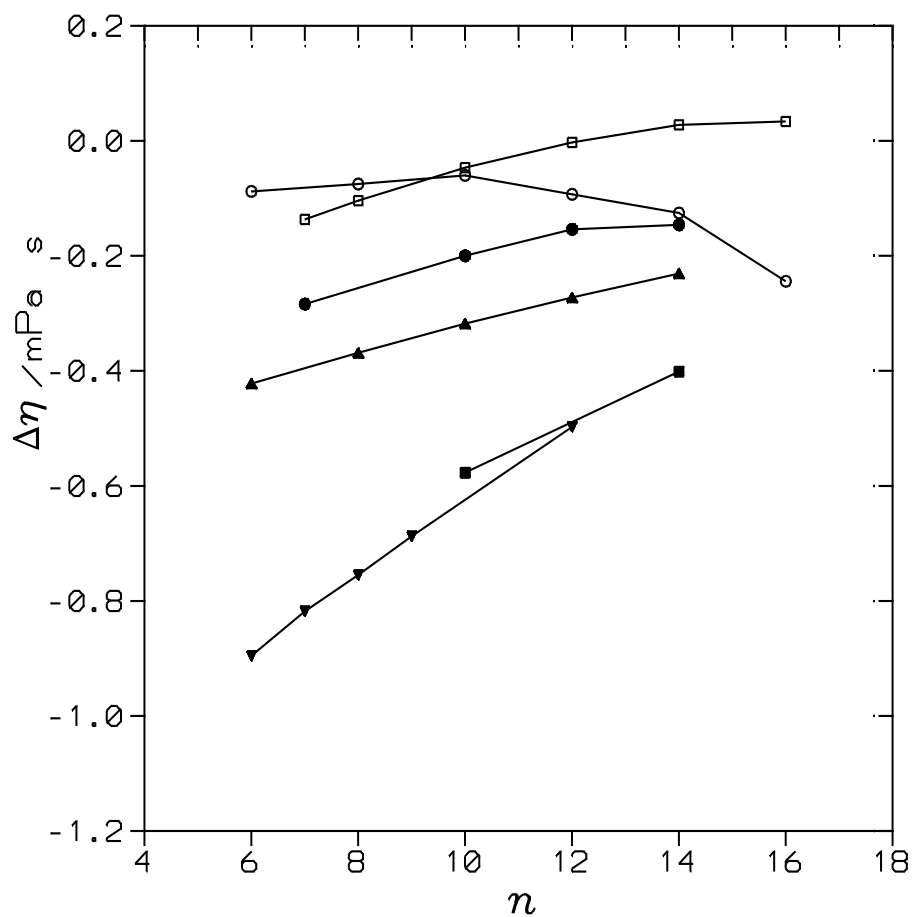


Figure 9. $\Delta\eta$ at 298.15 K, atmospheric pressure and equimolar composition for iodobenzene (1) (●), or 1,2,4-trichlorobenzene (1) (■, $T = 293.15$ K); or 1-chloronaphthalene (1) (▼); or methyl benzoate (1) (▲); or benzene (1) (O), or cyclohexane (1) (□) + n -alkane (2) mixtures. For references, see Table 6. Lines are for the aid of the eye.

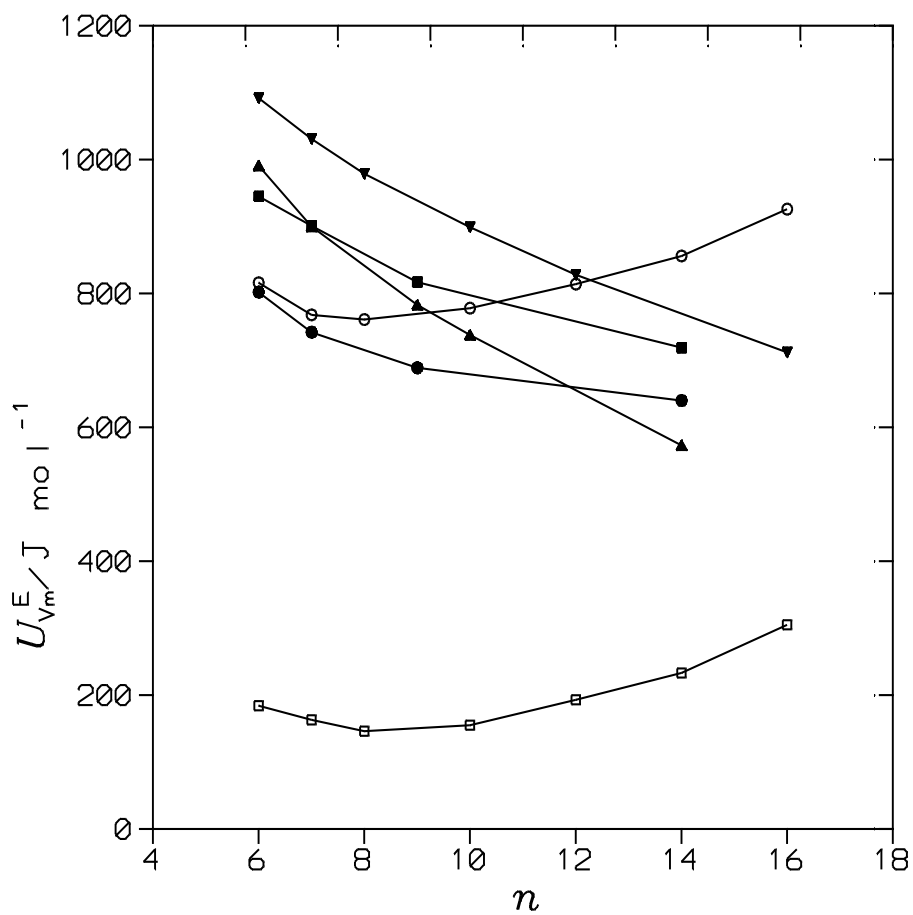


Figure 10 U_{vm}^E at 298.15 K, atmospheric pressure and equimolar composition and atmospheric pressure for chlorobenzene (1) (●), or bromobenzene (1) (■), or 1,2,4-trichlorobenzene (1) (▲), or 1-chloronaphthalene (1) (▼), or benzene (1) (○), or cyclohexane (1) (□). + *n*-alkane (2) mixtures [10,11]. Lines are for the aid of the eye.

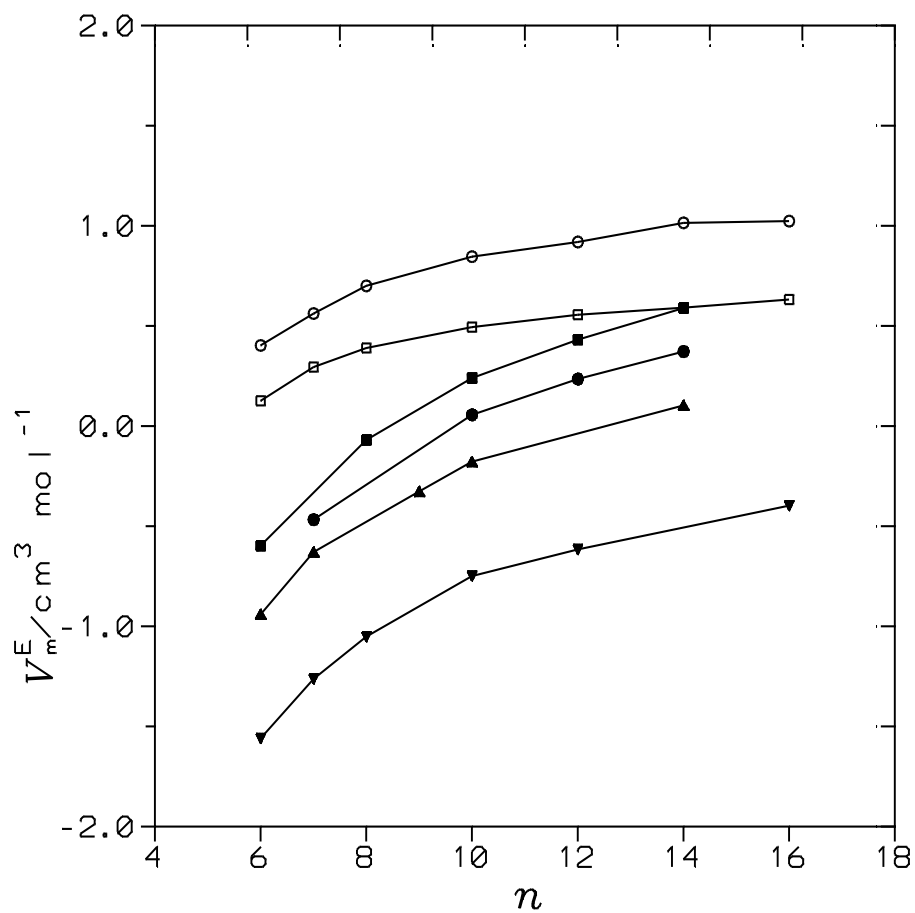


Figure 11. V_m^E at 298.15 K, atmospheric pressure and equimolar composition for; iodobenzene (1) (●); or 1,2,4-trichlorobenzene (1) (▲); or 1-chloronaphthalene (1) (▼); or methyl benzoate (1) (■); or benzene (1) (○); or cyclohexane (1) (□) + n -alkane (2) mixtures. For references, see Table 6. Lines are for the aid of the eye.

SUPPLEMENTARY MATERIAL

**VISCOSITIES OF IODOBENZENE + *n*-ALKANE MIXTURES AT (288.15-308.15) K.
MEASUREMENTS AND RESULTS FROM MODELS**

Luis Felipe Sanz^a, Juan Antonio González,^{a*} Fernando Hevia^a, Daniel Lozano-Martín^a, Isaías García de la Fuente,^a José Carlos Cobos^a

TABLE S1

Magnitudes of activation of viscous flow at 298.15 K and atmospheric pressure determined according to the Eyring's theory: enthalpy, ΔH_m^* , entropy, ΔS_m^* , Gibbs energy, ΔG_m^* , and $\Delta(\Delta G_m^*) (= \Delta G_m^* - x_1 \Delta G_{m1}^* - x_2 \Delta G_{m2}^*)$ for the mixtures iodobenzene (1) + *n*-alkane (2).

x_1	$\Delta H_m^*/(\text{kJ mol}^{-1})$	$\Delta S_m^*/(\text{J K}^{-1} \text{mol}^{-1})$	$\Delta G_m^*/(\text{kJ mol}^{-1})$	$\Delta(\Delta G_m^*)/(\text{J mol}^{-1})$
iodobenzene (1) + heptane (2)				
0.	7.2	-17.1	12.3	
0.0504	7.3	-17.0	12.4	-45
0.0951	7.4	-17.1	12.5	-97
0.1454	7.4	-17.3	12.6	-134
0.1925	7.5	-17.3	12.7	-181
0.2441	7.6	-17.4	12.8	-216
0.2929	7.6	-17.8	12.9	-243
0.3940	7.7	-18.1	13.1	-284
0.4954	8.3	-17.1	13.4	-303
0.5916	8.4	-17.6	13.6	-307
0.6936	9.1	-16.3	13.9	-278
0.7452	9.0	-17.2	14.1	-254
0.7958	9.3	-16.8	14.3	-205
0.8450	9.3	-17.3	14.4	-182
0.8963	9.7	-16.5	14.6	-128
0.9480	10.0	-16.2	14.8	-76
1.	10.5	-15.4	15.0	
iodobenzene (1) + decane (2)				
0	10.1	-16.5	15.0	
0.0968	9.8	-17.0	14.9	-71
0.1484	9.7	-17.2	14.9	-107
0.1980	9.7	-17.4	14.8	-140
0.2594	9.6	-17.7	14.8	-169
0.2959	9.6	-17.6	14.8	-188
0.3454	9.5	-17.8	14.8	-207
0.3939	9.5	-17.8	14.8	-226
0.4946	9.4	-18.0	14.8	-246
0.5945	9.4	-17.9	14.8	-253
0.6969	9.4	-18.2	14.8	-238
0.7461	9.4	-18.0	14.8	-224
0.7960	9.5	-17.8	14.8	-197
0.8465	9.3	-18.6	14.9	-161

TABLE S1 (continued)

0.8974	9.6	-17.9	14.9	-127
0.9486	10.0	-16.8	15.0	-72
1	10.4	15.7	15.1	
iodobenzene (1) + dodecane (2)				
0	12.3	-14.1	16.5	
0.0988	11.9	-14.8	16.3	-34
0.1496	11.7	-15.3	16.3	-45
0.1964	11.6	-15.5	16.2	-63
0.2466	11.4	-15.8	16.1	-73
0.2971	11.2	-16.1	16.0	-88
0.3978	10.8	-16.7	15.8	-104
0.4966	10.7	-16.7	15.7	-122
0.5964	10.6	-16.6	15.5	-129
0.6974	10.2	-17.3	15.4	-123
0.7480	10.1	-17.3	15.3	-119
0.7977	10.1	-17.3	15.2	-106
0.8475	9.9	-17.6	15.2	-99
0.8982	9.7	-18.4	15.2	-74
0.9487	10.1	-16.7	15.1	-44
1	10.4	-15.6	15.1	
iodobenzene (1) + tetradecane (2)				
0	14.5	-11.4	17.9	
0.1007	13.9	-12.5	17.6	21
0.1478	13.6	-13.0	17.5	28
0.1966	13.4	-13.5	17.4	34
0.2479	13.2	-14.0	17.2	42
0.2885	12.8	-14.4	17.1	44
0.3485	12.5	-14.8	17.0	48
0.3972	12.3	-15.2	16.8	50
0.4991	11.8	-16.0	16.5	49
0.5981	11.4	-16.4	16.2	44
0.6981	11.0	-16.6	15.9	28
0.7483	10.8	-16.7	15.8	20
0.7982	10.7	-16.7	15.6	12
0.8492	10.4	-17.1	15.5	5
0.8986	10.5	-16.3	15.3	1
0.9490	10.3	-16.4	15.2	-8
1	10.3	-15.8	15.1	

TABLE S2

Results from the application of the correlation equations Grunberg-Nissan (eq. 3), and Fang-He (eq. 4) to iodobenzene (1), or 1-chloronaphthalene (1), or 1,2,4-trichlorobenzene (1), or methyl benzoate (1), or benzene (1) or + cyclohexane (1) + *n*-alkane (2) mixtures at 298.15 K and atmospheric pressure.

System ^a	N^b	G_{12}^c	$\sigma_r(\eta)^d$	$W_{12}/(RT)^e$	$\sigma_r(\eta)^d$
iodobenzene + <i>n</i> -C ₇	15	-0.593	0.006	-0.006	0.014
iodobenzene + <i>n</i> -C ₁₀	15	-0.634	0.018	-0.010	0.006
iodobenzene + <i>n</i> -C ₁₂	14	-0.510	0.020	-0.010	0.007
iodobenzene + <i>n</i> -C ₁₄	15	-0.310	0.030	-0.010	0.008
1-chloronaphthalene + <i>n</i> -C ₆	9	-0.508	0.035	-0.022	0.035
1-chloronaphthalene + <i>n</i> -C ₇	9	-0.637	0.018	-0.020	0.018
1-chloronaphthalene + <i>n</i> -C ₈	9	-0.693	0.020	-0.017	0.018
1-chloronaphthalene + <i>n</i> -C ₁₀	9	-0.711	0.029	-0.013	0.030
1-chloronaphthalene + <i>n</i> -C ₁₂	9	-0.664	0.030	-0.010	0.022
1,2,4-trichlorobenzene + <i>n</i> -C ₁₀ ^f	9	-0.526	0.014	-0.008	0.009
1,2,4-trichlorobenzene + <i>n</i> -C ₁₄ ^f	9	-0.193	0.003	-0.005	0.010
methyl benzoate + <i>n</i> -C ₆	12	-0.682	0.008	-0.025	0.009
methyl benzoate + <i>n</i> -C ₈	17	-0.769	0.004	-0.020	0.006
methyl benzoate + <i>n</i> -C ₁₀	18	-0.801	0.007	-0.019	0.007
methyl benzoate + <i>n</i> -C ₁₂	16	-0.709	0.015	-0.017	0.014
methyl benzoate + <i>n</i> -C ₁₄	18	-0.504	0.013	-0.014	0.004
cyclohexane + <i>n</i> -C ₆	12	-0.467	0.040	-0.013	0.039
cyclohexane + <i>n</i> -C ₇	12	-0.616	0.020	-0.017	0.016
cyclohexane + <i>n</i> -C ₈	12	-0.478	0.026	-0.011	0.025
cyclohexane + <i>n</i> -C ₁₀	12	-0.217	0.018	-0.004	0.015
cyclohexane + <i>n</i> -C ₁₂	12	0.074	0.013	-1.5 10 ⁻⁵	0.014
cyclohexane + <i>n</i> -C ₁₄	12	0.413	0.039	0.004	0.036
cyclohexane + <i>n</i> -C ₁₆	12	0.771	0.015	0.007	0.007
benzene + <i>n</i> -C ₆	10	-0.640	0.005	-0.018	0.007
benzene + <i>n</i> -C ₈	9	-0.590	0.009	-0.017	0.011
benzene + <i>n</i> -C ₁₀	10	-0.300	0.012	-0.013	0.015
benzene + <i>n</i> -C ₁₂	10	-0.060	0.012	-0.014	0.002

benzene + <i>n</i> -C ₁₄	9	0.282	0.014	-0.015	0.023
TABLE S2 (continued)					
benzene + <i>n</i> -C ₁₆	10	0.560	0.020	-0.011	0.021

^afor references of experimental data, see Table 6; ^b number of data points; ^cadjustable parameter in the Grunberg-Nissan equation (eq.3); ^dstandard relative deviation (eq. 12); ^eadjustable parameter in the Fang-He equation (eq. 4); ^fsystem at 293.15 K.

TABLE S3

Magnitudes of activation of viscous flow determined according to the Eyring's theory: Gibbs energy, ΔG_m^* , and $\Delta(\Delta G_m^*) (= \Delta G_m^* - x_1 \Delta G_{m1}^* - x_2 \Delta G_{m2}^*)$ for aromatic compound (1) or cyclohexane (1) + *n*-alkane (2) mixtures at 298.15 K, atmospheric pressure and equimolar composition.

System	$\Delta G_m^*/(\text{kJ mol}^{-1})$	$\Delta(\Delta G_m^*)/(\text{J mol}^{-1})$	Ref.
iodobenzene (1) + <i>n</i> -C ₇ (2)	13.3	-309	this work
iodobenzene (1) + <i>n</i> -C ₁₀ (2)	14.7	-248	this work
iodobenzene (1) + <i>n</i> -C ₁₂ (2)	15.6	-120	this work
iodobenzene (1) + <i>n</i> -C ₁₄ (2)	16.6	49	this work
1-chloronaphthalene (1) + <i>n</i> -C ₆ (2)	13.8	-380	16
1-chloronaphthalene (1) + <i>n</i> -C ₇ (2)	14.4	-412	16
1-chloronaphthalene (1) + <i>n</i> -C ₈ (2)	14.8	-425	16
1-chloronaphthalene (1) + <i>n</i> -C ₁₀ (2)	15.7	-410	16
1-chloronaphthalene (1) + <i>n</i> -C ₁₂ (2)	16.4	-343	16
methyl benzoate (1) + <i>n</i> -C ₆ (2)	13.2	-428	40
methyl benzoate (1) + <i>n</i> -C ₈ (2)	14.1	-456	40
methyl benzoate (1) + <i>n</i> -C ₁₀ (2)	14.9	-435	40
methyl benzoate (1) + <i>n</i> -C ₁₂ (2)	15.8	-324	40
methyl benzoate (1) + <i>n</i> -C ₁₄ (2)	16.6	-143	40
benzene (1) + <i>n</i> -C ₆ (2)	11.5	-328	59
benzene (1) + <i>n</i> -C ₈ (2)	12.5	-238	59
benzene (1) + <i>n</i> -C ₁₀ (2)	13.6	32	59
benzene (1) + <i>n</i> -C ₁₂ (2)	14.6	245	59
benzene (1) + <i>n</i> -C ₁₄ (2)	15.5	452	59
benzene (1) + <i>n</i> -C ₁₆ (2)	16.5	828	59
cyclohexane (1) + <i>n</i> -C ₆ (2)	12.3	-260	60
cyclohexane (1) + <i>n</i> -C ₇ (2)	12.7	-327	60
cyclohexane (1) + <i>n</i> -C ₈ (2)	13.2	-270	60
cyclohexane (1) + <i>n</i> -C ₁₀ (2)	14.3	0	60
cyclohexane (1) + <i>n</i> -C ₁₂ (2)	15.3	213	60
cyclohexane (1) + <i>n</i> -C ₁₄ (2)	16.3	520	60
cyclohexane (1) + <i>n</i> -C ₁₆ (2)	17.2	796	60

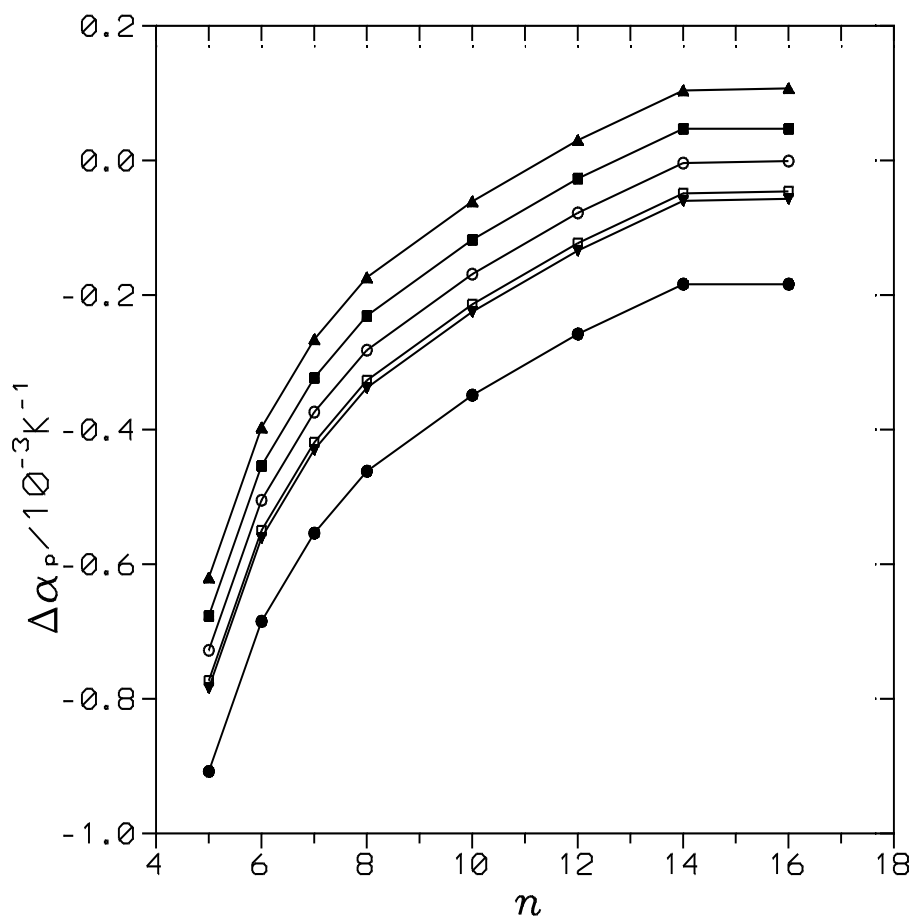


Figure S1. Differences between thermal expansion coefficients, $\Delta\alpha_p = (\alpha_{p1} - \alpha_{p2})$, of mixture compounds in aromatic compound(1) + n -alkane(2) systems at 298.15 K and atmospheric pressure vs. n , the number of C atoms of the n -alkane: (●), 1-chloronaphthalene; (▼), 1,2,4-trichlorobenzene; (□), iodobenzene; (○), methyl benzoate; (■), bromobenzene; (▲), chlorobenzene (for references, see [10-12,40,74]). Lines are for the aid of the eye.

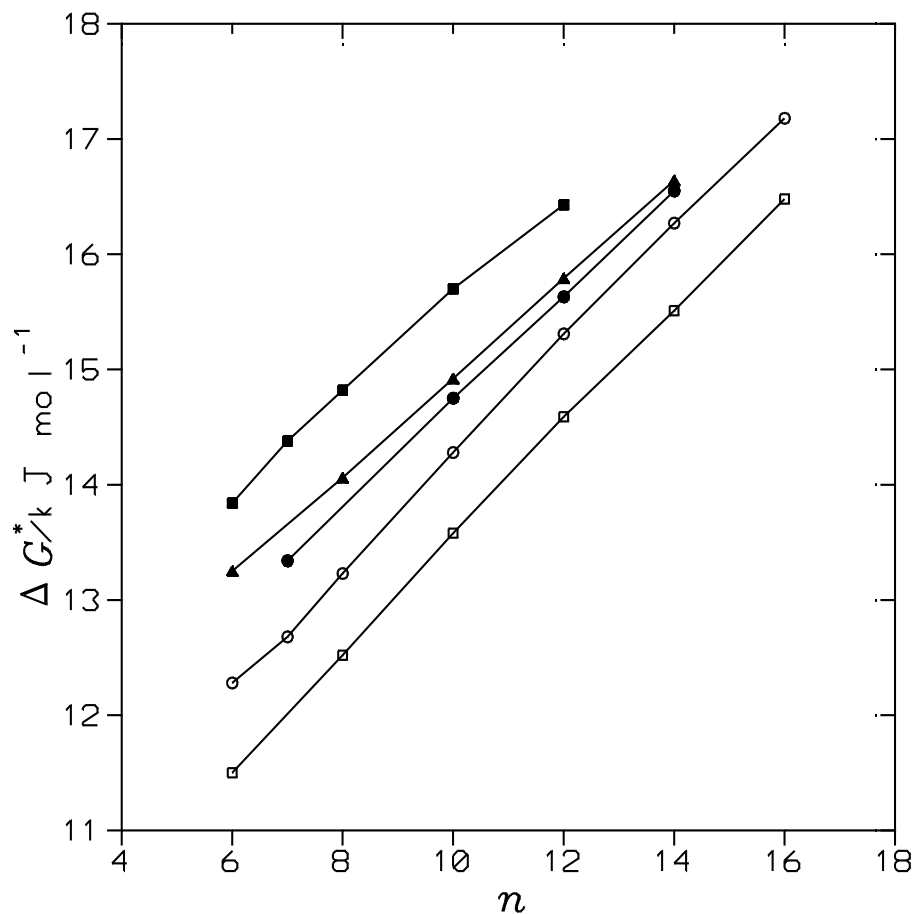


Figure S2. Values of ΔG_m^* at 298.15 K, atmospheric pressure, and equimolar composition for iodobenzene (1) (●), or 1-chloronaphthalene (1) (■), or methyl benzoate (1) (▲), or cyclohexane (1) (○), or benzene (1) (□) + *n*-alkane (2) mixtures. Lines are for the aid of the eye.