

Generalization of Geometric Graph Neural Networks

Zhiyang Wang Juan Cerviño Alejandro Ribeiro

Abstract—In this paper, we study the generalization capabilities of geometric graph neural networks (GNNs). We consider GNNs over a geometric graph constructed from a finite set of randomly sampled points over an embedded manifold with topological information captured. We prove a generalization gap between the optimal empirical risk and the optimal statistical risk of this GNN, which decreases with the number of sampled points from the manifold and increases with the dimension of the underlying manifold. This generalization gap ensures that the GNN trained on a graph on a set of sampled points can be utilized to process other unseen graphs constructed from the same underlying manifold. The most important observation is that the generalization capability can be realized with one large graph instead of being limited to the size of the graph as in previous results. The generalization gap is derived based on the non-asymptotic convergence result of a GNN on the sampled graph to the underlying manifold neural networks (MNNs). We verify this theoretical result with experiments on both Arxiv dataset and Cora dataset.

Index Terms—Graph neural networks, generalization analysis, manifold neural networks, non-asymptotic convergence

I. INTRODUCTION

Graph structures can provide models for many modern datasets as they can capture the internal relationships among the data. Convolutional filters and neural networks on graphs [2]–[4] have become the top tool to process signals over graphs. A graph as a discrete model can naturally represent a discrete data structure. Examples include but not limited to social networks [5], protein structures [6], multi-agent control [7]. In many practical scenarios, graphs can be seen as samples from a manifold, which can approximate the continuous topological space with finite samples, as in the case of point clouds [8], data manifolds [9], and irregular space navigation [10]. In this context, the graph convolutional filters and GNNs on these sampled graphs can be proved to converge to the manifold convolutional filters and manifold neural networks [11], [12]. This implies that convolutional structures on graphs with finite sampled points can approximate the counterparts on the underlying manifold.

The main technical contribution of this paper is analyzing the generalization capabilities of GNNs operated on a graph sampled from a manifold on the node level. We show that GNNs trained on a graph can be implemented on other unseen graphs sampled from the same manifold. We consider this manifold as a common underlying structure for the graphs and derive a generalization bound that decreases with the number of nodes. This common manifold limit model lifts the restriction to the graph size in the generalization analyses in previous works.

GNN Generalization via Manifold. To present our main result formally, a set of N i.i.d. points X_N is given over an embedded manifold \mathcal{M} . Input and target graph signals \mathbf{x}_N and \mathbf{y}_N are sampled on X_N from underlying manifold signals. The goal is to learn a GNN Φ that estimates \mathbf{y}_N with $\Phi(\mathbf{H}, \mathbf{x}_N)$ where $\mathbf{H} \in \mathcal{H}$ represents the filter parameter set. We use a L_2 loss function ℓ to measure the estimation performance between true target \mathbf{y}_N and the estimated target $\Phi(\mathbf{H}, \mathbf{x}_N)$. Practically, the GNN is trained to minimize an empirical risk written as

$$R_E(\mathbf{H}) = \ell(\Phi(\mathbf{H}, \mathbf{x}_N), \mathbf{y}_N). \quad (1)$$

While theoretically, the GNN aims to minimize a statistical risk, which is written as

$$R_S(\mathbf{H}) = \mathbb{E}_{X_N} [\ell(\Phi(\mathbf{H}, \mathbf{x}_N), \mathbf{y}_N)]. \quad (2)$$

The generalization gap is defined to be

$$GA = \min_{\mathbf{H} \in \mathcal{H}} R_S(\mathbf{H}) - \min_{\mathbf{H} \in \mathcal{H}} R_E(\mathbf{H}). \quad (3)$$

We analyze the generalization gap in (3) through the convergence of GNNs to the neural networks built on the underlying manifold, which is manifold neural network [11], [13]. With the non-asymptotic convergence results, we can prove that the generalization gap between the GNN performances on the finite N training points of the sampled graph and the true distribution of these N points is small and decreases with N .

Theorem (Informal). *Consider a graph constructed on N i.i.d. randomly sampled points over a d -dimensional manifold \mathcal{M} with respect to the measure μ over the manifold. Then, the generalization gap of a GNN trained on this graph satisfies with probability $1 - \delta$ that*

$$GA = \mathcal{O} \left(\left(\frac{\log N / \delta}{N} \right)^{\frac{1}{d+4}} \right). \quad (4)$$

The equation (4) shows that the generalization gap decreases approximately polynomially with respect to the number of points N while the exponent is related to the dimension of the underlying manifold. We can also observe that the generalization gap increases with the dimension of the manifold, i.e. the complexity of the underlying continuous model. This indicates that for a high dimensional manifold, we need more number of sampled points to guarantee the generalization capability.

Related Works and Significance. Analyses have been carried out in [12], [14]–[17], where transferability of GNNs are analyzed by comparing the output difference of GNNs on different sizes of graphs when graphs converge to a limit model as manifold or graphon without generalization analysis. In [18], [19], the authors show how increasing the size of the graph as the GNN learns, generalizes to the large-scale graph.

In [20], the authors prove generalization bound of GNNs with

Supported by NSF TILOS and THEORINET Simons. The authors are with the Department of Electrical and Systems Engineering, University of Pennsylvania, Philadelphia, PA, 19104, USA. Preliminary results are presented in [1].

VC-dimension which is commonly used for convolutional neural networks. The authors in [21] analyze the generalization of a single-layer GNN based on stability analysis, which is further extended to a multi-layer GNN in [22]. In [23], the authors give a novel PAC-Bayesian analysis on the generalization bound of GNNs across arbitrary subgroups of training and testing datasets. The authors derive generalization bounds for GNNs via transductive uniform stability and transductive Rademacher complexity in [24]–[26]. The authors in [27] propose a size generalization analysis of GNNs correlated to the discrepancy between local distributions of graphs. The authors in [28] analyze the transductive generalization of a simple GNN with a contextual stochastic block model. We consider a continuous manifold model as a generative model for the graphs, which provides powerful theoretical support and is realistic to model real-world applications.

Generalization analysis has also been carried out on the graph-level when considering the graph classification problem. In [29], the authors provide a generalization bound based on PAC-Bayesian analysis with the bound depending on the maximum degree of the graph and the spectral norms. In [30], the authors provide a generalization bound on message passing networks comparable to Rademacher bounds in recurrent neural networks. The previous generalization gaps scale with the size of graph without capturing the underlying common structures of the graphs. A generalization analysis is carried out in [31], [32], where the graphs are on message-passing neural networks on graphs that are randomly sampled from a collection of template random graph models. We study the limit of graphs as a manifold, which is more realistic in practice and is more suitable to process high-dimensional data.

In [33], the authors also study the generalization analysis of GNNs from a manifold perspective both on node and graph levels. This work studies the generalization of GNNs to the MNNs directly, while our work focuses on the generalization capability when we only have access to sampled graphs from the manifold. Most importantly, only one graph is needed to train the GNN and this allows the generalization of all the other unseen sampled graphs from the manifold.

Organization. Section II introduces preliminary concepts of graph convolutions and graph neural networks (GNNs) as well as manifold convolutions and manifold neural networks (MNNs). Section III introduces the construction of an ϵ -graph where only nodes that are close enough are connected based on sampled points from the manifold. We first establish the convergence result of GNNs constructed on this ϵ -graph to the underlying MNNs with low-pass filters and normalized Lipschitz nonlinearities. Based on the convergence result, we present the generalization gap of GNNs on the constructed ϵ -graphs which attest that GNN trained on one ϵ -graph can generalize to other unseen ϵ -graphs from the same manifold. Section IV illustrates the generalization results of Section III with verifications on Arxiv and Cora datasets. Section V concludes the paper. Proofs are deferred to the appendices.

II. PRELIMINARIES

Let us start with the basic definitions of graph neural networks and manifold neural networks.

A. Graph Convolutionals and Graph Neural Networks

An undirected graph $\mathbf{G} = (\mathcal{V}, \mathcal{E}, \mathcal{W})$ contains N nodes with a node set \mathcal{V} and edge set $\mathcal{E} \subseteq \mathcal{V} \times \mathcal{V}$. The weights of the edges are assigned by $\mathcal{W} : \mathcal{E} \rightarrow \mathbb{R}$. Graph signals $\mathbf{x} \in \mathbb{R}^N$ map values to each node. A graph shift operator (GSO) [4] $\mathbf{S} \in \mathbb{R}^{N \times N}$ is a graph matrix with $[\mathbf{S}]_{ij} \neq 0$ if and only if $(i, j) \in \mathcal{E}$ or $i = j$, e.g., the graph Laplacian \mathbf{L} . The GSO can shift or diffuse signals to each node by aggregating signal values of neighbors. A graph convolution is defined based on a consecutive graph shift operation. A graph convolutional filter $\mathbf{h}_{\mathbf{G}}$ [2]–[4] with filter coefficients $\{h_k\}_{k=0}^{K-1}$ is formally defined as

$$\mathbf{h}_{\mathbf{G}}(\mathbf{S})\mathbf{x} = \sum_{k=0}^{K-1} h_k \mathbf{S}^k \mathbf{x}. \quad (5)$$

We replace \mathbf{S} with the spectral decomposition $\mathbf{S} = \mathbf{V}\mathbf{\Lambda}\mathbf{V}^H$, where \mathbf{V} is the eigenvector matrix and $\mathbf{\Lambda}$ is a diagonal matrix with eigenvalues as the entries. We observe that the spectral representation of a graph filter is

$$\mathbf{V}^H \mathbf{h}_{\mathbf{G}}(\mathbf{S})\mathbf{x} = \sum_{k=0}^{K-1} h_k \mathbf{\Lambda}^k \mathbf{V}^H \mathbf{x} = h(\mathbf{\Lambda}) \mathbf{V}^H \mathbf{x}. \quad (6)$$

This leads to a point-wise frequency response of the graph convolution, which is $h(\lambda) = \sum_{k=0}^{K-1} h_k \lambda^k$, depending only on the weights $\{h_k\}_{k=0}^{K-1}$ and on the eigenvalues $\mathbf{\Lambda}$ of \mathbf{S} .

A graph neural network (GNN) is composed of cascading layers that each consists of a bank of graph convolutional filters followed by a point-wise nonlinearity $\sigma : \mathbb{R} \rightarrow \mathbb{R}$. Specifically, the l -th layer of a GNN that produces F_l output features $\{\mathbf{x}_l^p\}_{p=1}^{F_l}$ with F_{l-1} input features $\{\mathbf{x}_{l-1}^q\}_{q=1}^{F_{l-1}}$ is written as

$$\mathbf{x}_l^p = \sigma \left(\sum_{q=1}^{F_{l-1}} \mathbf{h}_{\mathbf{G}}^{lpq}(\mathbf{S}) \mathbf{x}_{l-1}^q \right), \quad (7)$$

for each layer $l = 1, 2, \dots, L$. The graph filter $\mathbf{h}_{\mathbf{G}}^{lpq}(\mathbf{S})$ maps the q -th feature of layer $l-1$ to the p -th feature of layer l as (5). We denote the GNN like (7) as a mapping $\Phi(\mathbf{H}, \mathbf{S}, \mathbf{x})$ for the ease of presentation, where $\mathbf{H} \in \mathcal{H} \subset \mathbb{R}^P$ denotes a set of the graph filter coefficients at all layers and \mathcal{H} denotes the set of all possible parameter sets.

B. Manifold Convolutionals and Manifold Neural Networks

We consider a d -dimensional compact, smooth and differentiable submanifold \mathcal{M} embedded in \mathbb{R}^N . The embedding induces a probability measure μ over the manifold with density function $\rho : \mathcal{M} \rightarrow (0, \infty)$, which is assumed to be bounded as $0 < \rho_{min} \leq \rho(x) \leq \rho_{max} < \infty$ for each $x \in \mathcal{M}$. Manifold signals [13] are likewise defined as scalar functions $f : \mathcal{M} \rightarrow \mathbb{R}$. We use $L^2(\mathcal{M})$ to denote L^2 functions over \mathcal{M} with respect to measure μ . The inner product of signals $f, g \in L^2(\mathcal{M})$ is defined as

$$\langle f, g \rangle_{\mathcal{M}} = \int_{\mathcal{M}} f(x)g(x)d\mu(x), \quad (8)$$

with the L^2 norm defined as $\|f\|_{\mathcal{M}}^2 = \langle f, f \rangle_{\mathcal{M}}$. The manifold with density ρ is endowed with a weighted Laplace operator

[34], which generalizes the Laplace-Beltrami operator as

$$\mathcal{L}_\rho f = -\frac{1}{2\rho} \operatorname{div}(\rho^2 \nabla f), \quad (9)$$

with div being the divergence operator of \mathcal{M} and ∇ being the gradient operator of \mathcal{M} [8]. Manifold shift operation is defined relying on the Laplace operator \mathcal{L}_ρ and on the heat diffusion process over the manifold (see [13] for a detailed exposition). For a manifold signal $f \in L^2(\mathcal{M})$, the manifold shift can be explicitly written as $e^{-\mathcal{L}_\rho} f$. Analogous to graph convolution, manifold convolution [13] can be defined in a shift-and-sum manner as

$$g(x) = \mathbf{h}(\mathcal{L}_\rho) f(x) = \sum_{k=0}^{K-1} h_k e^{-k\mathcal{L}_\rho} f(x). \quad (10)$$

Consider the Laplace operator is self-adjoint and positive-semidefinite and the manifold \mathcal{M} is compact, \mathcal{L}_ρ has real, positive and discrete eigenvalues $\{\lambda_i\}_{i=1}^\infty$, written as $\mathcal{L}_\rho \phi_i = \lambda_i \phi_i$ where ϕ_i is the eigenfunction associated with eigenvalue λ_i , which can be seen as the oscillation mode. The eigenvalues are ordered in increasing order as $0 < \lambda_1 \leq \lambda_2 \leq \lambda_3 \leq \dots$, and the eigenfunctions are orthonormal and form an eigenbasis of $L^2(\mathcal{M})$. When mapping a manifold signal onto one of the eigenbasis ϕ_i , we have

$$[\hat{f}]_i = \langle f, \phi_i \rangle_{L^2(\mathcal{M})} = \int_{\mathcal{M}} f(x) \phi_i(x) d\mu(x), \quad (11)$$

the manifold convolution can be written in the spectral domain point-wisely as

$$[\hat{g}]_i = \sum_{k=0}^{K-1} h_k e^{-k\lambda_i} [\hat{f}]_i. \quad (12)$$

Hence, the frequency response of manifold filter is given by $\hat{h}(\lambda) = \sum_{k=0}^{K-1} h_k e^{-k\lambda}$, depending only on the filter coefficients h_k and eigenvalues of \mathcal{L}_ρ when $\lambda = \lambda_i$. This can be seen as a generalization of graph convolution when we take the Taylor expansion of e^{-k} . To get the representation of the manifold filter in the spectral domain, we can sum over all frequency components and project back to the spatial domain, which is

$$g = \mathbf{h}(\mathcal{L}) f = \sum_{i=1}^{\infty} \hat{h}(\lambda_i) [\hat{f}]_i \phi_i. \quad (13)$$

Manifold neural networks (MNNs) are built by cascading L layers, each of which consists of a bank of manifold filters and a pointwise nonlinearity σ . Each layer $l = 1, 2, \dots, L$ can be explicitly denoted as

$$f_l^p(x) = \sigma \left(\sum_{q=1}^{F_{l-1}} \mathbf{h}_l^{pq}(\mathcal{L}_\rho) f_{l-1}^q(x) \right), \quad (14)$$

where f_{l-1}^q is an input feature and f_l^p , $1 \leq p \leq F_l$ is an output feature. In each layer manifold filters maps F_{l-1} input features to F_l output features. To represent the MNN succinctly, we group all learnable parameters, and we denote the mapping as $\Phi(\mathbf{H}, \mathcal{L}_\rho, f)$, where $\mathbf{H} \in \mathcal{H} \subset \mathbb{R}^P$ is a filter parameter set of the manifold filters.

III. CONVERGENCE AND GENERALIZATION ANALYSIS OF GNNs VIA MNNs

Suppose we are given an embedded manifold $\mathcal{M} \subset \mathbb{R}^N$ with input manifold signal $f \in L^2(\mathcal{M})$ and target manifold signal $g \in L^2(\mathcal{M})$ attached to it. An MNN, as defined in (14), predicts the target signal g with $\Phi(\mathbf{H}, \mathcal{L}_\rho, f)$ where $\mathbf{H} \in \mathcal{H} \subset \mathbb{R}^P$ is the set of filter coefficients, \mathcal{L}_ρ is the weighted Laplacian defined in (9). A positive loss function is denoted as $\ell(\Phi(\mathbf{H}, \mathcal{L}_\rho, f), g)$ to measure the estimation performance.

Suppose we are given a pair of graph signal and graph $(\mathbf{x}_N, \mathbf{G}_N)$ along with target output graph signal $\mathbf{y}_N \in \mathbb{R}^N$. Graph \mathbf{G}_N is constructed based on a set of N i.i.d. randomly sampled points $X_N = \{x_N^1, x_N^2, \dots, x_N^N\}$ according to measure μ over the underlying manifold \mathcal{M} . These N sampled points are seen as nodes. Further, every pair of nodes (x_N^i, x_N^j) is connected by an edge with weight value $[\mathbf{W}_N]_{ij}$, $\mathbf{W}_N \in \mathbb{R}^{N \times N}$ determined by a function K_ϵ of their Euclidean distance $\|x_N^i - x_N^j\|$ [35], which is explicitly written as

$$[\mathbf{W}_N]_{ij} = K_\epsilon(x_N^i, x_N^j) = \frac{\alpha_d}{(d+2)N\epsilon^{d+2}} \mathbb{1} \left(\frac{\|x_N^i - x_N^j\|}{\epsilon} \right), \quad (15)$$

where α_d is the volume of the d -dimensional Euclidean unit ball and $\mathbb{1}$ stands for a characteristic function. Graph input and target output signals $\mathbf{x}_N, \mathbf{y}_N \in \mathbb{R}^N$ are supported on sampled points X_N belonging to $L^2(X_N)$, whose values are sampled from manifold input signal f and target signal g respectively, written explicitly as

$$[\mathbf{x}_N]_i = f(x_N^i), \quad [\mathbf{y}_N]_i = g(x_N^i). \quad (16)$$

We define a sampling operator $\mathbf{P}_N : L^2(\mathcal{M}) \rightarrow L^2(X_N)$ to represent the mappings in (16), i.e. $\mathbf{x}_N = \mathbf{P}_N f$ and $\mathbf{y}_N = \mathbf{P}_N g$. As introduced in Sec. II, we denote a GNN mapping as $\Phi(\mathbf{H}, \mathbf{L}_N, \mathbf{x}_N)$, where $\mathbf{H} \in \mathcal{H} \subset \mathbb{R}^P$ is the set of filter coefficients, $\mathbf{L}_N = \operatorname{diag}(\mathbf{W}_N \mathbf{1}) - \mathbf{W}_N$ as the graph Laplacian which is implemented as a GSO, \mathbf{x}_N as the input graph signal.

A. Convergence of GNNs to MNNs

We first show that the difference between the outputs of MNN $\Phi(\mathbf{H}, \mathcal{L}_\rho, f)$ and the GNN on the sampled graph with N nodes $\Phi(\mathbf{H}, \mathbf{L}_N, \mathbf{x}_N)$ can be bounded. The bound decreases with the number of nodes sampled from the manifold.

Suppose the input manifold signal f is λ_M -bandlimited, which is explicitly defined as follows.

Definition 1. A manifold signal f is λ_M -bandlimited if for all eigenpairs $\{\lambda_i, \phi_i\}_{i=1}^\infty$ of the weighted Laplacian \mathcal{L}_ρ when $\lambda_i > \lambda_M$, we have $\langle f, \phi_i \rangle_{\mathcal{M}} = 0$.

We denote M as the cardinality of the limited spectrum of \mathcal{L}_ρ , i.e. $M = \#\{\lambda_i < \lambda_M\}$. This indicates that f consists of finite frequency components over the manifold without components in the high oscillation modes. We also need to put an assumption on the frequency response function of the filters as follows.

Definition 2. A filter is a low pass filter if its frequency response satisfies

$$\left| \hat{h}(a) \right| = \mathcal{O}(a^{-d}), \quad a \in (0, \infty). \quad (17)$$

The low pass filter assumption (17) is reasonable given that most real-world graph processes are low frequency [36]. For the nonlinearity functions utilized in the GNNs, we need to make the following assumption.

Assumption 1. (Normalized Lipschitz nonlinearity) *The nonlinearity σ is normalized Lipschitz continuous, i.e., $|\sigma(a) - \sigma(b)| \leq |a - b|$, with $\sigma(0) = 0$.*

We note that this assumption is reasonable considering most common activation functions used in practice are normalized Lipschitz, such as ReLU, modulus and sigmoid.

With the low-pass filters and normalized Lipschitz nonlinearities in both the GNN and MNN, we are ready to prove a difference bound between the outputs of a GNN operating on a sampled graph over \mathcal{M} and the outputs of an MNN on \mathcal{M} .

Proposition 1. *Let $\mathcal{M} \subset \mathbb{R}^N$ be an embedded manifold with weighted Laplace operator \mathcal{L}_ρ and a λ_M -bandlimited manifold signal f . Consider a pair of graph and graph signal $(\mathbf{x}_N, \mathbf{G}_N)$ with N nodes sampled i.i.d. with measure μ over \mathcal{M} . The graph Laplacian \mathbf{L}_N is calculated with (15). Let $\Phi(\mathbf{H}, \mathcal{L}_\rho, \cdot)$ be a single layer MNN on \mathcal{M} (14) with single input and output features. Let $\Phi(\mathbf{H}, \mathbf{L}_N, \cdot)$ be the GNN with the same architecture applied to the graph \mathbf{G}_N . Then, with the filters as low-pass and nonlinearities as normalized Lipschitz continuous, it holds in probability at least $1 - \delta$ that*

$$\begin{aligned} & \|\Phi(\mathbf{H}, \mathbf{L}_N, \mathbf{P}_N f) - \mathbf{P}_N \Phi(\mathbf{H}, \mathcal{L}_\rho, f)\|_2 \leq \\ & C_1 \left(\frac{\log \frac{C_1 N}{\delta}}{N} \right)^{\frac{1}{d+4}} + C_2 \left(\frac{\log \frac{C_1 N}{\delta}}{N} \right)^{\frac{1}{d+4}} \theta_M^{-1} \\ & + C_3 \sqrt{\frac{\log(1/\delta)}{N}} + C_4 M^{-1}, \end{aligned} \quad (18)$$

where C_1, C_2, C_3 and C_4 are constants defined in Appendix A and $\theta_M = \min_{i=1,2,\dots,M} |\lambda_i - \lambda_{i+1}|$.

Corollary 1. *The difference of the GNN $\Phi(\mathbf{H}, \mathbf{L}_N, \cdot)$ on a graph \mathbf{G}_N sampled from the manifold \mathcal{M} and MNN $\Phi(\mathbf{H}, \mathcal{L}_\rho, \cdot)$ converges to zero as N goes to infinity.*

Proof. We denote the four terms in (18) as $A_1(N), A_2(M, N), A_3(N)$ and $A_4(M)$. For every $\delta > 0$, we can choose some M_0 such at $A_4(M_0) < \delta/2$. There exists some n_0 such that for all $N > n_0$, $A_1(N) + A_2(M_0, N) + A_3(N) < \delta/2$. Therefore, this satisfies the definition of the convergence, which implies that for every $\delta > 0$, there exists some n_0 so that for all $N > n_0$, we have $A_1(N) + A_2(M_0, N) + A_3(N) + A_4(M_0) < \delta$. \square

Proposition 1 shows that the output difference of GNN on the sampled graph and the underlying MNN is bounded in high probability with the bound decreasing with the number of sampled points N , i.e. the number of nodes in the graph. According to the first and the third terms, the generalization gap decreases when the number of nodes N increases and the dimension of the manifold d decreases. This is reasonable as low-dimensional manifold is a model with low complexity and more sampled points from the manifold provide a better approximation. The second and the fourth terms also reflect the relationship with the bandwidth of the input manifold signal,

with θ_M^{-1} increasing with M according to Weyl's law [37] and M^{-1} decreasing with M . In the second term, though θ_M^{-1} increases with M , a large enough N can still make this term controllable. As Corollary 1 shows, even as the spectrum becomes larger, there always exists some N large enough to make the difference go to zero as N increases. This attests to the convergence of GNN on the sampled graph to MNN on the underlying manifold. As this difference bound holds in high probability, we can naturally derive the difference bound in expectation of N randomly sampled points as follows.

Corollary 2. *The difference bound between GNN and MNN also holds in expectation since each node in X_N is sampled i.i.d. according to measure μ over \mathcal{M}*

$$\begin{aligned} & \mathbb{E}_{X_N \sim \mu^N} [\|\Phi(\mathbf{H}, \mathbf{L}_N, \mathbf{P}_N f) - \mathbf{P}_N \Phi(\mathbf{H}, \mathcal{L}_\rho, f)\|_2] \leq \quad (19) \\ & C' N^{-\frac{1}{d+4}} + C'' N^{-\frac{1}{2}} + C''' \left(\frac{\log N}{N} \right)^{\frac{1}{d+4}} + \bar{M} e^{-N/C} \sqrt{N}, \end{aligned}$$

where C', C'', C''' and \bar{M} are specified in Appendix B.

We can observe that the expected output difference decreases with N – the number of nodes sampled from the underlying manifold, while increasing with d – the manifold dimension, i.e. the model complexity. Equipped with these convergence results both in high probability and in expectation, we are ready to derive the bound of generalization gap of GNNs.

B. Generalization of GNNs

Suppose a GNN is trained over the given graph \mathbf{G}_N and graph signal \mathbf{x}_N . A positive loss function is denoted as $\ell(\Phi(\mathbf{H}, \mathbf{L}_N, \mathbf{x}_N), \mathbf{y}_N)$ to measure the estimation performance. The training intends to minimize the empirical risk defined as

$$P_E^* = \min_{\mathbf{H} \in \mathcal{H}} R_E(\mathbf{H}) := \ell(\Phi(\mathbf{H}, \mathbf{L}_N, \mathbf{x}_N), \mathbf{y}_N). \quad (20)$$

Given the fact that we only have access to a training set with limited training samples and not the underlying probability distribution μ , nor the manifold \mathcal{M} , we can only aim to minimize the empirical risk in practice.

Substantially, the goal of the GNN is to minimize the statistical risk, i.e.

$$P_S^* = \min_{\mathbf{H} \in \mathcal{H}} R_S(\mathbf{H}) := \mathbb{E}_{X_N \sim \mu^N} [\ell(\Phi(\mathbf{H}, \mathbf{L}_N, \mathbf{x}_N), \mathbf{y}_N)]. \quad (21)$$

where the expectation is taken with respect to N randomly sampled points $X_N \sim \mu^N$.

The generalization gap of GNN composed of low-pass filters and normalized Lipschitz nonlinearities, which is in the same setting as Proposition 1 is defined to be

$$GA = P_S^* - P_E^*, \quad (22)$$

which measures the difference between the optimal empirical risk and the optimal statistical risk of the GNN over the sampled graph from the manifold. Based on the convergence results that we have derived, we can bound the generalization gap in the following theorem.

Theorem 1. Suppose we have a GNN trained on $(\mathbf{x}_N, \mathbf{G}_N)$ with N nodes sampled i.i.d. with measure μ over \mathcal{M} , the generalization gap GA is bounded in probability at least $1 - \delta$ that,

$$GA = \mathcal{O} \left(\left(\frac{\log \frac{N}{\delta}}{N} \right)^{\frac{1}{d+4}} + \left(\frac{\log N}{N} \right)^{\frac{1}{d+4}} \right). \quad (23)$$

We observe that the generalization gap GA defined as (22) decreases with the number of sampled points over the manifold N . Unlike previous results, we do not place any restrictions on the VC dimension or Rademacher complexities of the functions. We require that the graphs be sampled from the same underlying manifold. Furthermore, the generalization gap increases with the manifold dimension d . That is to say, for a higher manifold complexity, we need to sample more points to achieve a satisfying generalization gap.

Remark. This conclusion can also be extended to multi-layer and multi-feature neural network architectures, as the neural network is cascaded by layers of filters and nonlinearities. The generalization gap may propagate across layers which indicates the increasing of the generalization gap of multi-layer and multi-feature GNNs with the size of the architecture, which we will further verify in Section IV.

C. Generalization Gap and Number of Nodes Relationship

A salient consequence of Theorem 1 is that there exists a linear relationship in the logarithmic scale between the number of nodes in the graph and the generalization gap. To make this relationship apparent, we can compute the logarithm of the generalization gap as follows,

$$\log(GA) \approx -a \log(N) + b. \quad (24)$$

Where b depends on N in a $\log \log(N)$ relationship making it small in comparison with $\log(N)$. Therefore, Theorem 1 implies that the generalization gap decreases linearly (given that a is a constant factor that depends on the parameters of the problem) with the logarithm of the number of nodes in the training set.

Note that the bound obtained in 1 is an upper bound on the generalization gap. That is to say, the decrease in the generalization gap is at most linear with respect to the number of nodes in the training set. To empirically validate the result in Theorem 1, we can compute the difference between the empirical and statistical risks of a trained GNN by training a GNN on a set of nodes and evaluating it on another set. In what follows, we carried out this experiment in two real-world datasets showcasing the validity of our theoretical result.

IV. SIMULATIONS

In this section, we corroborate the proposed bound in real-world experiments. To this end, we learn a GNN in a dataset with a varying number of nodes. We denote the training set as the nodes seen in training and the testing set as the unseen nodes. Therefore, the training error is equivalent to the empirical risk (1), and the testing error is a way of estimating the statistical

risk (2). We considered various layers and hidden units, and we repeated each experiment 10 times.

The task consists of predicting the class of a given node. We computed the training loss (measured in cross-entropy loss), and accuracy (measured in percentage) for each set. Additionally, we computed the difference between training and testing which corresponds to the generalization gap.

All experiments used a NVIDIA GeForce RTX 3090 GPU. We used SGD with a learning rate of 0.005, no weight decay, and trained for 1000 epochs. The reported value corresponds to the one obtained at the last iterate. In all cases we verified that the GNN converges to a stable value.

A. Arxiv Dataset

The Arxiv dataset represents the citation network between Computer Science Arxiv papers [38], [39]. Every node in the dataset represents a paper, and each edge represents a citation between the two. The input signal for each node is a 128 dimensional vector representing an embedding of the individual words in the title and abstract. The task is to classify the paper into 40 subject areas of computer science. In all, this dataset is composed of 169,343 nodes and 1,166,243 edges. For this experiment, we trained GNNs with $\{1, 2, 3, 4\}$ layers, and $\{64, 128, 256, 512\}$ hidden units per layer.

Our main goal in this experiment is to validate the theoretical bound derived in Theorem 1. We evaluated this bound both for the accuracy (Figure 1) as well as the loss (Figure 2). In each plot's upper row, we show the training and testing accuracy/loss achieved by the trained GNN. Intuitively, when the number of nodes is small, the GNN can *overfit* the training set, i.e. perfectly classify all the nodes in the training set. As the number of nodes increases, the GNN fails to overfit, and the training accuracy falls below 100%. In the lower, row of Figure 1 and Figure 2, we plot both the generalization gap (the difference between training and testing accuracy/loss) and the best linear fit for the points whose training accuracy is below 98%. Visually, we can see that the generalization gap follows a linear pattern in \log scale. This is consistent with the theoretical result of Theorem 1. Formally, we computed the Pearson correlation coefficient which measures the linear relationships between the data. In Table I we show that the coefficient is always above 0.98 both for accuracy as well as loss. This translates into a strong correlation, empirically validating the claim that the generalization gap follows a linear relationship in a logarithmic scale with respect to the number of nodes present in the empirical risk.

We also qualitatively evaluate the relationship between the slope a and point b of the linear fit $a * \log(N) + b$ as a function of the number of layers, and hidden units per layer. In Figure 3 we plot the values of the slope a and point b for accuracy and loss as a function of the number of hidden units in the GNN. In order to compute the value in logarithmic scale, we took the absolute value of the generalization gap. In the same figure, we include all the layers considered in the experiment. Intuitively, all slope values are negative, as the generalization gap decreases with the number of nodes in the dataset, a larger value of the slope a indicates that the rate is *slower*, whereas a

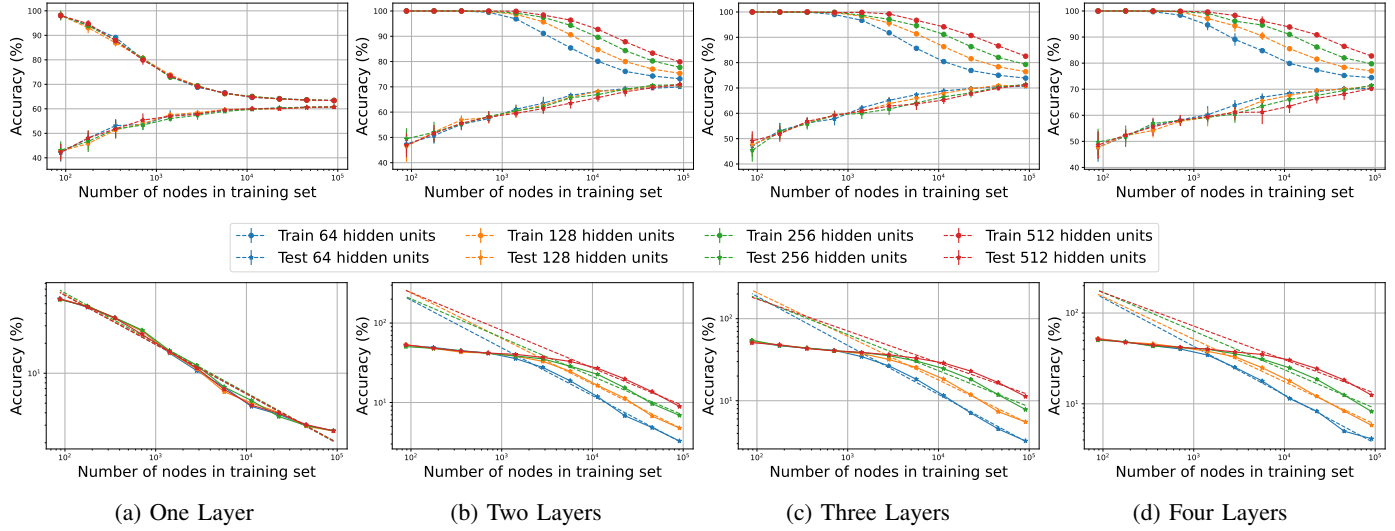


Fig. 1: In the top row, we plot the accuracy in the training and testing sets as a function of the number of nodes in the training set for the Arxiv dataset. In the bottom row, we plot the accuracy difference and the best linear fit. For the linear approximation, we consider the points whose training accuracy is below 98%.

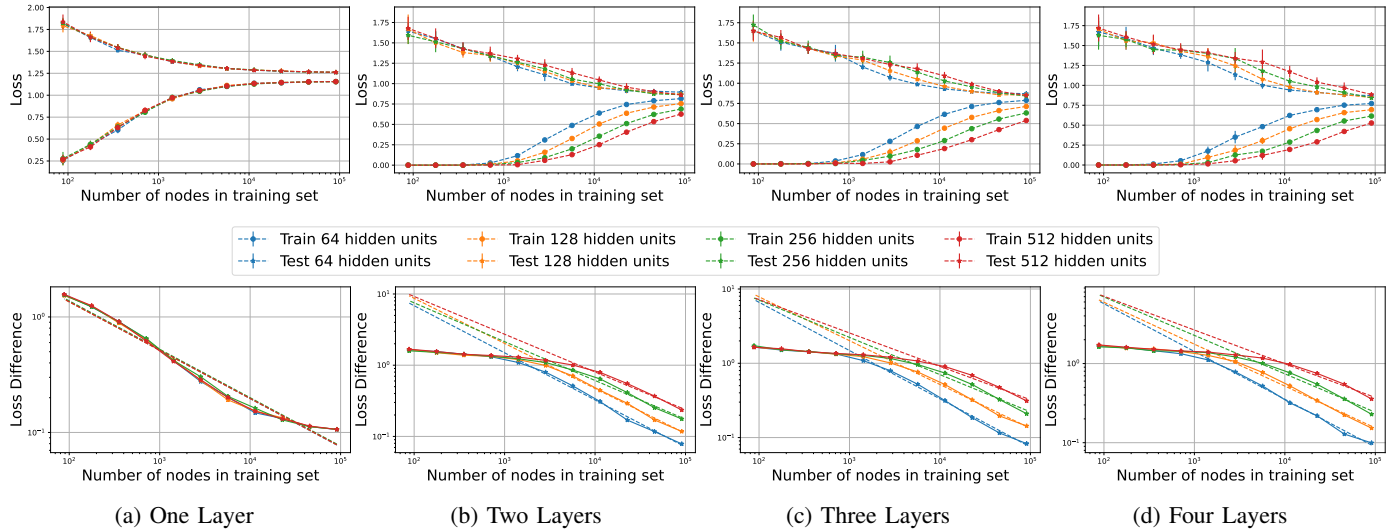


Fig. 2: In the top row, we plot the loss in the training and testing sets as a function of the number of nodes in the training set for the Arxiv dataset. In the bottom row, we plot the accuracy difference and the best linear fit. For the linear approximation, we consider the points whose training accuracy is below 98%.

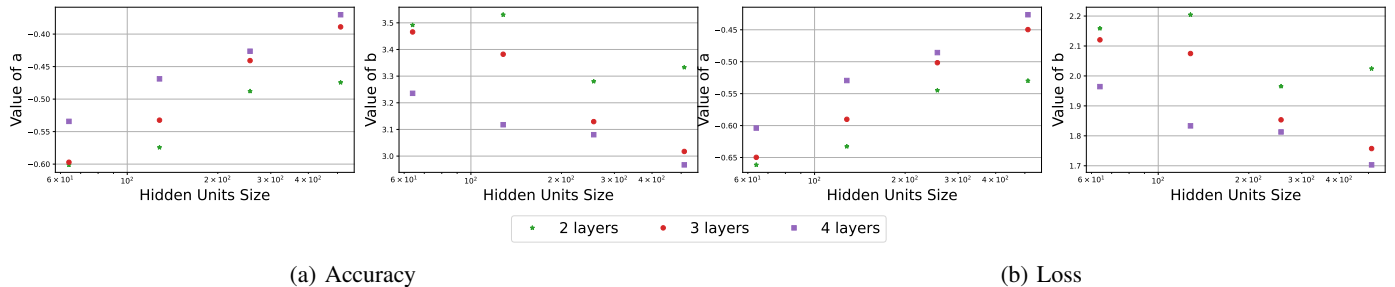


Fig. 3: Values of slope (a) and point (b) corresponding to the linear fit ($a * \log(N) + b$) of Figures 1 and 2.

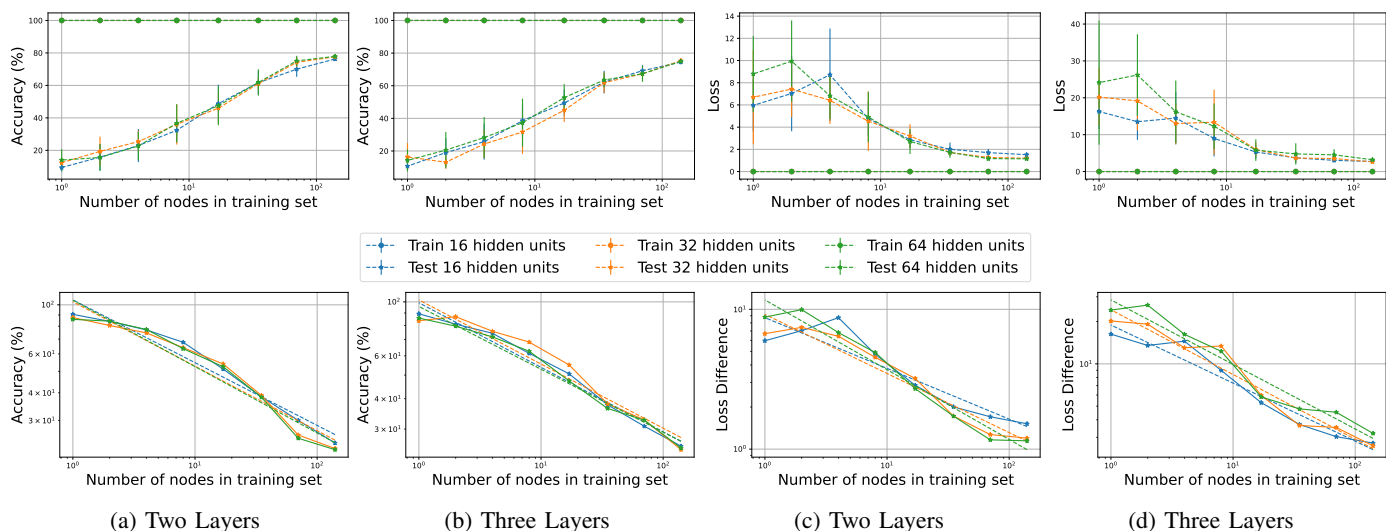


Fig. 4: In the top row, we plot the accuracy/loss in the training and testing sets as a function of the number of nodes in the training set for the Cora dataset. In the bottom row, we plot the accuracy difference and the best linear fit.

Layers	Hidden Units	Pearson Correlation Accuracy / Loss
Arxiv Dataset		
1	64	-0.991/ -0.980
1	128	-0.992/ -0.980
1	256	-0.994/ -0.985
1	512	-0.993/ -0.981
2	64	-0.997/ -0.997
2	128	-0.997/ -0.998
2	256	-0.991/ -0.993
2	512	-0.991/ -0.994
3	64	-0.997/ -0.998
3	128	-0.994/ -0.996
3	256	-0.982/ -0.988
3	512	-0.982/ -0.987
4	64	-0.997/ -0.998
4	128	-0.993/ -0.994
4	256	-0.983/ -0.989
4	512	-0.984/ -0.988
Cora Dataset		
2	16	-0.980/ -0.925
2	32	-0.969/ -0.966
2	64	-0.969/ -0.978
3	16	-0.989/ -0.975
3	32	-0.968/ -0.973
3	64	-0.987/ -0.976

TABLE I: Pearson Correlation Coefficients for the linear fit computed on Figures 1, 2, and 4 for the Arxiv and Cora datasets respectively. For the Arxiv dataset the coefficient was computed using the points corresponding to training accuracy below 98%. For the Cora dataset, all points were used.

smaller value (more negative) indicates that the generalization gap decreases faster. As can be seen in Figure 3, a salient conclusion is that as the number of hidden units increases, the generalization gap decreases more slowly, as the value of slope a increases. The same is true for the number of layers. As the number of layers increases, the value of slope a increases, and thus, the generalization gap decreases more slowly. This result is intuitive, given that the training error decreases more slowly as the size of the GNN is larger – either more layers or more hidden units. As can be seen in Figure 1, having more layers or more hidden units does not necessarily improve the testing loss. However, having only one layer in the GNN does not allow for a good generalization, as the accuracy in the testing set settles around 60%. In all, we show that the generalization gap indeed increases with the number of layers and hidden units in the GNN.

B. Cora Dataset

The Cora dataset is a smaller graph than the Arxiv dataset. The task is also node label prediction, and in this case, there are 7 classes. In this dataset, the input feature dimension is 1,433, and there are 2,708 nodes and 5,429 edges [40]. In this case the experiments were done for $\{16, 32, 64\}$ hidden units and $\{2, 3\}$ layers.

Analogous to the Arxiv dataset, our main goal in this experiment is to validate the theoretical bound derived in Theorem 1. This experiment is important because we are in an overfitting regime for all numbers of nodes in the training set. That is to say, the GNNs always obtain 100% accuracy in the training set as can be seen in the first two columns of Figure 4. This regime differs from the previous Arxiv dataset.

Visually, we verify that the generalization gap follows a linear decrease in log scale with respect to the number of nodes in the training set. This gap is driven by the increase in the testing accuracy/loss given that the training value remains constant. Formally, we can see in Table I that the Pearson correlation

coefficient is always above 0.96 (except 2 layers 64 hidden units measured in the loss) which again shows a strong linear correlation between the number of nodes in the training set (in log scale) and the generalization gap.

The conclusion of this experiment is positive, we empirically validated the claims that we put forward – the generalization gap decreases linearly with the logarithm of the number of nodes.

V. CONCLUSION

In this paper, we implemented a manifold convolutional neural network as a limit model for graph neural networks. We considered the case when graphs are constructed from samples from the manifold. We showed that when a graph is constructed with the i.i.d. randomly sampled points over the manifold, the GNN converges to the MNN with a non-asymptotic rate both in probability and in expectation. We utilized these convergence results as a stepping stone towards proving an upper bound on the generalization gap of GNNs. Formally, we showed that the difference between the statistical and empirical risks decreases with the number of sampled points from the manifold while it increases with the dimension of the manifold. Furthermore, our bound admits a linear interpretation in a logarithmic scale which can be validated empirically. Through experiments, we verified our convergence and generalization results numerically with two real-world datasets. We trained GNNs on a varying number of nodes and compared their generalization gaps. We empirically verified that the theoretically proposed rate matches the one seen in practice for a variety of layers and hidden dimensions. We also computed the Pearson Correlation coefficient to validate the linear relationships and found values always above 0.9, which indicates a strong linear relationship.

REFERENCES

- [1] Z. Wang, J. Cerviño, and A. Ribeiro, “Generalization of geometric graph neural networks,” *submitted to Asilomar Conference on Signals, Systems, and Computers 2024*.
- [2] A. Sandryhaila and J. M. Moura, “Discrete signal processing on graphs,” *IEEE transactions on signal processing*, vol. 61, no. 7, pp. 1644–1656, 2013.
- [3] F. Gama, A. G. Marques, G. Leus, and A. Ribeiro, “Convolutional neural network architectures for signals supported on graphs,” *IEEE Transactions on Signal Processing*, vol. 67, no. 4, pp. 1034–1049, 2019.
- [4] A. Ortega, P. Frossard, J. Kovačević, J. M. Moura, and P. Vandergheynst, “Graph signal processing: Overview, challenges, and applications,” *Proceedings of the IEEE*, vol. 106, no. 5, pp. 808–828, 2018.
- [5] S. Wu, F. Sun, W. Zhang, X. Xie, and B. Cui, “Graph neural networks in recommender systems: a survey,” *ACM Computing Surveys*, vol. 55, no. 5, pp. 1–37, 2022.
- [6] N. Yin, L. Shen, M. Wang, L. Lan, Z. Ma, C. Chen, X.-S. Hua, and X. Luo, “Coco: A coupled contrastive framework for unsupervised domain adaptive graph classification,” in *International Conference on Machine Learning*. PMLR, 2023, pp. 40040–40053.
- [7] W. Gosrich, S. Mayya, R. Li, J. Paulos, M. Yim, A. Ribeiro, and V. Kumar, “Coverage control in multi-robot systems via graph neural networks,” in *2022 International Conference on Robotics and Automation (ICRA)*. IEEE, 2022, pp. 8787–8793.
- [8] M. M. Bronstein, J. Bruna, Y. LeCun, A. Szlam, and P. Vandergheynst, “Geometric deep learning: going beyond euclidean data,” *IEEE Signal Processing Magazine*, vol. 34, no. 4, pp. 18–42, 2017.
- [9] U. Sharma and J. Kaplan, “Scaling laws from the data manifold dimension,” *Journal of Machine Learning Research*, vol. 23, no. 9, pp. 1–34, 2022.
- [10] J. Cervino, L. F. O. Chamon, B. D. Haeffele, R. Vidal, and A. Ribeiro, “Learning globally smooth functions on manifolds,” in *Proceedings of the 40th International Conference on Machine Learning*, ser. Proceedings of Machine Learning Research, A. Krause, E. Brunskill, K. Cho, B. Engelhardt, S. Sabato, and J. Scarlett, Eds., vol. 202. PMLR, 23–29 Jul 2023, pp. 3815–3854. [Online]. Available: <https://proceedings.mlr.press/v202/cervino23a.html>
- [11] Z. Wang, L. Ruiz, and A. Ribeiro, “Convolutional neural networks on manifolds: From graphs and back,” in *2022 56th Asilomar Conference on Signals, Systems, and Computers*. IEEE, 2022, pp. 356–360.
- [12] —, “Geometric graph filters and neural networks: Limit properties and discriminability trade-offs,” *IEEE Transactions on Signal Processing*, 2024.
- [13] —, “Stability to deformations of manifold filters and manifold neural networks,” *IEEE Transactions on Signal Processing*, pp. 1–15, 2024.
- [14] L. Ruiz, L. Chamon, and A. Ribeiro, “Graphon neural networks and the transferability of graph neural networks,” *Advances in Neural Information Processing Systems*, vol. 33, pp. 1702–1712, 2020.
- [15] L. Ruiz, L. F. Chamon, and A. Ribeiro, “Transferability properties of graph neural networks,” *IEEE Transactions on Signal Processing*, 2023.
- [16] R. Levie, W. Huang, L. Bucci, M. Bronstein, and G. Kutyniok, “Transferability of spectral graph convolutional neural networks,” *Journal of Machine Learning Research*, vol. 22, no. 272, pp. 1–59, 2021.
- [17] S. Maskey, R. Levie, and G. Kutyniok, “Transferability of graph neural networks: an extended graphon approach,” *Applied and Computational Harmonic Analysis*, vol. 63, pp. 48–83, 2023.
- [18] J. Cerviño, L. Ruiz, and A. Ribeiro, “Learning by transference: Training graph neural networks on growing graphs,” *IEEE Transactions on Signal Processing*, vol. 71, pp. 233–247, 2023.
- [19] —, “Training graph neural networks on growing stochastic graphs,” in *ICASSP 2023 - 2023 IEEE International Conference on Acoustics, Speech and Signal Processing (ICASSP)*, 2023, pp. 1–5.
- [20] F. Scarselli, A. C. Tsoi, and M. Hagenbuchner, “The vapnik–chervonenkis dimension of graph and recursive neural networks,” *Neural Networks*, vol. 108, pp. 248–259, 2018.
- [21] S. Verma and Z.-L. Zhang, “Stability and generalization of graph convolutional neural networks,” in *Proceedings of the 25th ACM SIGKDD International Conference on Knowledge Discovery & Data Mining*, 2019, pp. 1539–1548.
- [22] X. Zhou and H. Wang, “The generalization error of graph convolutional networks may enlarge with more layers,” *Neurocomputing*, vol. 424, pp. 97–106, 2021.
- [23] J. Ma, J. Deng, and Q. Mei, “Subgroup generalization and fairness of graph neural networks,” *Advances in Neural Information Processing Systems*, vol. 34, pp. 1048–1061, 2021.
- [24] P. Esser, L. Chennuru Vankadara, and D. Ghoshdastidar, “Learning theory can (sometimes) explain generalisation in graph neural networks,” *Advances in Neural Information Processing Systems*, vol. 34, pp. 27043–27056, 2021.
- [25] W. Cong, M. Ramezani, and M. Mahdavi, “On provable benefits of depth in training graph convolutional networks,” *Advances in Neural Information Processing Systems*, vol. 34, pp. 9936–9949, 2021.
- [26] H. Tang and Y. Liu, “Towards understanding generalization of graph neural networks,” in *International Conference on Machine Learning*. PMLR, 2023, pp. 33674–33719.
- [27] G. Yehudai, E. Fetaya, E. Meir, G. Chechik, and H. Maron, “From local structures to size generalization in graph neural networks,” in *International Conference on Machine Learning*. PMLR, 2021, pp. 11975–11986.
- [28] C. Shi, L. Pan, H. Hu, and I. Dokmanić, “Homophily modulates double descent generalization in graph convolution networks,” *Proceedings of the National Academy of Sciences*, vol. 121, no. 8, p. e2309504121, 2024.
- [29] R. Liao, R. Urtasun, and R. Zemel, “A pac-bayesian approach to generalization bounds for graph neural networks,” in *International Conference on Learning Representations*, 2020.
- [30] V. Garg, S. Jegelka, and T. Jaakkola, “Generalization and representational limits of graph neural networks,” in *International Conference on Machine Learning*. PMLR, 2020, pp. 3419–3430.
- [31] S. Maskey, R. Levie, Y. Lee, and G. Kutyniok, “Generalization analysis of message passing neural networks on large random graphs,” *Advances in neural information processing systems*, vol. 35, pp. 4805–4817, 2022.
- [32] S. Maskey, G. Kutyniok, and R. Levie, “Generalization bounds for message passing networks on mixture of graphons,” *arXiv preprint arXiv:2404.03473*, 2024.
- [33] Z. Wang, J. Cerviño, and A. Ribeiro, “A manifold perspective on the statistical generalization of graph neural networks,” *arXiv preprint arXiv:2406.05225*, 2024.

- [34] A. Grigor'yan, "Heat kernels on weighted manifolds and applications," *Cont. Math.*, vol. 398, no. 2006, pp. 93–191, 2006.
- [35] J. Calder and N. G. Trillos, "Improved spectral convergence rates for graph laplacians on ε -graphs and k-nn graphs," *Applied and Computational Harmonic Analysis*, vol. 60, pp. 123–175, 2022.
- [36] R. Ramakrishna, H.-T. Wai, and A. Scaglione, "A user guide to low-pass graph signal processing and its applications: Tools and applications," *IEEE Signal Processing Magazine*, vol. 37, no. 6, pp. 74–85, 2020.
- [37] W. Arendt, R. Nittka, W. Peter, and F. Steiner, "Weyl's law: Spectral properties of the laplacian in mathematics and physics," *Mathematical analysis of evolution, information, and complexity*, pp. 1–71, 2009.
- [38] T. Mikolov, I. Sutskever, K. Chen, G. S. Corrado, and J. Dean, "Distributed representations of words and phrases and their compositionality," *Advances in neural information processing systems*, vol. 26, 2013.
- [39] K. Wang, Z. Shen, C. Huang, C.-H. Wu, Y. Dong, and A. Kanakia, "Microsoft academic graph: When experts are not enough," *Quantitative Science Studies*, vol. 1, no. 1, pp. 396–413, 2020.
- [40] Z. Yang, W. Cohen, and R. Salakhudinov, "Revisiting semi-supervised learning with graph embeddings," in *International conference on machine learning*. PMLR, 2016, pp. 40–48.
- [41] U. Von Luxburg, M. Belkin, and O. Bousquet, "Consistency of spectral clustering," *The Annals of Statistics*, pp. 555–586, 2008.

APPENDIX

A. Proof of Proposition 1

To prove the convergence result of the output of GNN $\Phi(\mathbf{H}, \mathbf{L}_N, \mathbf{x}_N)$ to MNN $\Phi(\mathbf{H}, \mathcal{L}_\rho, f)$, we first need to import a proposition that states the spectrum convergence of graph Laplacian \mathbf{L}_N to the weighted Laplace operator \mathcal{L}_ρ .

Proposition 2. [35, Theorem 2.4, Theorem 2.6] *Let $\mathcal{M} \subset \mathbb{R}^N$ of measure μ with probability density function ρ be equipped with a weighted Laplace operator \mathcal{L}_ρ as defined in (9), whose eigendecomposition is given by $\{\lambda_i, \phi_i\}_{i=1}^\infty$. Let \mathbf{L}_N be the discrete graph Laplacian of graph weights defined as (15), with spectrum $\{\lambda_{i,N}, \phi_{i,N}\}_{i=1}^N$. Fix $K \in \mathbb{N}^+$ and assume that $\epsilon = \epsilon(N) \geq (\log(CN/\delta)/N)^{1/(d+4)}$. Then, with probability at least $1 - \delta$, we have*

$$|\lambda_i - \lambda_{i,N}| \leq C_{\mathcal{M},1} \lambda_i \epsilon, \quad \|a_i \phi_{i,N} - \phi_i\| \leq C_{\mathcal{M},2} \frac{\lambda_i}{\theta_i} \epsilon, \quad (25)$$

with $a_i \in \{-1, 1\}$ for all $i < K$ and θ_i the eigengap of \mathcal{L} , i.e., $\theta_i = \min\{\lambda_i - \lambda_{i-1}, \lambda_{i+1} - \lambda_i\}$. The constants $C_{\mathcal{M},1}$, $C_{\mathcal{M},2}$ depend on d and the volume of \mathcal{M} .

The inner product of signals $f, g \in L^2(\mathcal{M})$ is defined as

$$\langle f, g \rangle_{\mathcal{M}} = \int_{\mathcal{M}} f(x)g(x) d\mu(x), \quad (26)$$

where $d\mu(x)$ is the volume element with respect to the measure μ over \mathcal{M} . The norm of the manifold signal f is subsequently defined as

$$\|f\|_{\mathcal{M}}^2 = \langle f, f \rangle_{\mathcal{M}}. \quad (27)$$

Because $\{x_1, x_2, \dots, x_N\}$ is a set of randomly sampled points from \mathcal{M} , based on Theorem 19 in [41] we can claim that

$$|\langle \mathbf{P}_N f, \phi_i \rangle - \langle f, \phi_i \rangle_{\mathcal{M}}| = O\left(\sqrt{\frac{\log(1/\delta)}{N}}\right). \quad (28)$$

This also indicates that

$$\left| \|\mathbf{P}_N f\|^2 - \|f\|_{\mathcal{M}}^2 \right| = O\left(\sqrt{\frac{\log(1/\delta)}{N}}\right), \quad (29)$$

which indicates $\|\mathbf{P}_N f\| = \|f\|_{\mathcal{M}} + O((\log(1/\delta)/N)^{1/4})$. As GNN and MNN are composed of graph filters and manifold filters, respectively, we start with deriving the output difference of a graph filter $\mathbf{h}(\mathbf{L}_N)$ and a manifold filter $\mathbf{h}(\mathcal{L}_\rho)$. The input of GNN is a sampled version of bandlimited manifold signal f . We first write out the difference of filter outputs as

$$\begin{aligned} & \|\mathbf{h}(\mathbf{L}_N) \mathbf{P}_N f - \mathbf{P}_N \mathbf{h}(\mathcal{L}_\rho) f\| \leq \\ & \left\| \sum_{i=1}^N \hat{h}(\lambda_{i,N}) \langle \mathbf{P}_N f, \phi_{i,N} \rangle \phi_{i,N} - \sum_{i=1}^M \hat{h}(\lambda_i) \langle f, \phi_i \rangle_{\mathcal{M}} \mathbf{P}_N \phi_i \right\| \end{aligned} \quad (30)$$

$$\begin{aligned} & \leq \left\| \sum_{i=1}^M \hat{h}(\lambda_{i,N}) \langle \mathbf{P}_N f, \phi_{i,N} \rangle \phi_{i,N} - \sum_{i=1}^M \hat{h}(\lambda_i) \langle \mathbf{P}_N f, \phi_i \rangle_{\mathcal{M}} \phi_i \right. \\ & \quad \left. + \sum_{i=M+1}^N \hat{h}(\lambda_{i,N}) \langle \mathbf{P}_N f, \phi_{i,N} \rangle \phi_{i,N} \right\| \end{aligned} \quad (31)$$

$$\leq \left\| \sum_{i=1}^M \hat{h}(\lambda_{i,N}) \langle \mathbf{P}_N f, \phi_{i,N} \rangle \phi_{i,N} - \sum_{i=1}^M \hat{h}(\lambda_i) \langle \mathbf{P}_N f, \phi_i \rangle_{\mathcal{M}} \phi_i \right\| + \left\| \sum_{i=M+1}^N \hat{h}(\lambda_{i,N}) \langle \mathbf{P}_N f, \phi_{i,N} \rangle \phi_{i,N} \right\|. \quad (32)$$

From (30) to (31), we decompose the spectral components of the output of graph filter as the summation of the first M items and the rest $N - M$ items. From (31) to (32), we use the triangle inequality to decompose the filter output difference as two terms.

The first part of (32) can be decomposed by subtracting and adding an intermediate term $\sum_{i=1}^M \hat{h}(\lambda_i) \langle \mathbf{P}_N f, \phi_{i,N} \rangle \phi_{i,N}$. From (33) to (34), we use the triangle inequality.

$$\begin{aligned} & \left\| \sum_{i=1}^M \hat{h}(\lambda_{i,N}) \langle \mathbf{P}_N f, \phi_{i,N} \rangle \phi_{i,N} - \sum_{i=1}^M \hat{h}(\lambda_i) \langle f, \phi_i \rangle_{\mathcal{M}} \mathbf{P}_N \phi_i \right\| \\ & \leq \left\| \sum_{i=1}^M \hat{h}(\lambda_{i,N}) \langle \mathbf{P}_N f, \phi_{i,N} \rangle \phi_{i,N} - \sum_{i=1}^M \hat{h}(\lambda_i) \langle \mathbf{P}_N f, \phi_{i,N} \rangle \phi_{i,N} \right\| \\ & + \left\| \sum_{i=1}^M \hat{h}(\lambda_i) \langle \mathbf{P}_N f, \phi_{i,N} \rangle \phi_{i,N} - \sum_{i=1}^M \hat{h}(\lambda_i) \langle f, \phi_i \rangle_{\mathcal{M}} \mathbf{P}_N \phi_i \right\|. \end{aligned} \quad (33)$$

$$\begin{aligned} & \leq \left\| \sum_{i=1}^M (\hat{h}(\lambda_{i,N}) - \hat{h}(\lambda_i)) \langle \mathbf{P}_N f, \phi_{i,N} \rangle \phi_{i,N} \right\| \\ & + \left\| \sum_{i=1}^M \hat{h}(\lambda_i) (\langle \mathbf{P}_N f, \phi_{i,N} \rangle \phi_{i,N} - \langle f, \phi_i \rangle_{\mathcal{M}} \mathbf{P}_N \phi_i) \right\|. \end{aligned} \quad (34)$$

In equation (34), we can observe that the first part relies on the difference of eigenvalues, while the second part depends on the eigenvector difference. In the following, we bound these two parts based on Proposition 2 as follows.

The first term in (34) can be decomposed based on the triangle inequality and Cauchy-Schwartz inequality. We note that the eigenvectors are orthonormal which indicates that $\|\phi_{i,N}\| = 1$.

$$\begin{aligned} & \left\| \sum_{i=1}^M (\hat{h}(\lambda_{i,N}) - \hat{h}(\lambda_i)) \langle \mathbf{P}_N f, \phi_{i,N} \rangle \phi_{i,N} \right\| \\ & \leq \sum_{i=1}^M \left| \hat{h}(\lambda_{i,N}) - \hat{h}(\lambda_i) \right| |\langle \mathbf{P}_N f, \phi_{i,N} \rangle| \end{aligned} \quad (35)$$

$$\leq \|\mathbf{P}_N f\| \sum_{i=1}^M C_{\mathcal{M},1} \epsilon \lambda_i^{-d} \leq \|\mathbf{P}_N f\| C_{\mathcal{M},1} \epsilon \sum_{i=1}^M i^{-2} \quad (36)$$

$$\leq \left(\|f\|_{\mathcal{M}} + \left(\frac{\log(1/\delta)}{N} \right)^{\frac{1}{4}} \right) C_{\mathcal{M},1} \epsilon \frac{\pi^2}{6} := A_1(N). \quad (37)$$

From (35) to (36), we use the fact that the magnitude of the filters scale with λ^{-d} . In (36), we implement Weyl's law [37] which indicates that eigenvalues of Laplace operator scales with the order of $i^{2/d}$. The last inequality comes from the fact that $\sum_{i=1}^{\infty} i^{-2} = \frac{\pi^2}{6}$.

The second term in (34) can be written as subtracting and adding an intermediate-term $\sum_{i=1}^M \hat{h}(\lambda_i) \langle \mathbf{P}_N f, \phi_{i,N} \rangle \mathbf{P}_N \phi_i$

and decomposed with the triangle inequality as follows.

$$\begin{aligned} & \left\| \sum_{i=1}^M \hat{h}(\lambda_i) (\langle \mathbf{P}_N f, \phi_{i,N} \rangle \phi_{i,N} - \langle f, \phi_i \rangle_{\mathcal{M}} \mathbf{P}_N \phi_i) \right\| \\ & \leq \left\| \sum_{i=1}^M \hat{h}(\lambda_i) (\langle \mathbf{P}_N f, \phi_{i,N} \rangle \phi_{i,N} - \langle \mathbf{P}_N f, \phi_{i,N} \rangle \mathbf{P}_N \phi_i) \right\| \\ & + \left\| \sum_{i=1}^M \hat{h}(\lambda_i) (\langle \mathbf{P}_N f, \phi_{i,N} \rangle \mathbf{P}_N \phi_i - \langle f, \phi_i \rangle_{\mathcal{M}} \mathbf{P}_N \phi_i) \right\| \end{aligned} \quad (38)$$

The first term in (38) can be bounded with the triangle inequality and Cauchy-Schwartz inequality as

$$\begin{aligned} & \left\| \sum_{i=1}^M \hat{h}(\lambda_i) (\langle \mathbf{P}_N f, \phi_{i,N} \rangle \phi_{i,N} - \langle \mathbf{P}_N f, \phi_{i,N} \rangle_{\mathcal{M}} \mathbf{P}_N \phi_i) \right\| \\ & \leq \sum_{i=1}^M \left| \hat{h}(\lambda_i) \right| \|\mathbf{P}_N f\| \|\phi_{i,N} - \mathbf{P}_N \phi_i\| \end{aligned} \quad (39)$$

$$\leq \sum_{i=1}^M (\lambda_i^{-d}) \frac{C_{\mathcal{M},2} \epsilon}{\theta_i} \left(\|f\|_{\mathcal{M}} + \left(\frac{\log(1/\delta)}{N} \right)^{\frac{1}{4}} \right) \quad (40)$$

$$\leq C_{\mathcal{M},2} \epsilon \frac{\pi^2}{6} \max_{i=1, \dots, M} \theta_i^{-1} \left(\|f\|_{\mathcal{M}} + \left(\frac{\log(1/\delta)}{N} \right)^{\frac{1}{4}} \right) \quad (41)$$

$$:= A_2(M, N). \quad (42)$$

From (39) to (40), we relies on the magnitude assumption of the filter response function in Definition 2 and inequality (29) as well as the eigenvector gap in Proposition 2. From (40) to (41), we use the Weyl's law which states the order $\lambda_i \sim i^{2/d}$ and the summation $\sum_{i=1}^{\infty} i^{-2} = \pi^2/6$.

The second term in (38) with triangle inequality can be written as

$$\begin{aligned} & \left\| \sum_{i=1}^M \hat{h}(\lambda_{i,N}) (\langle \mathbf{P}_N f, \phi_{i,N} \rangle \mathbf{P}_N \phi_i - \langle f, \phi_i \rangle_{\mathcal{M}} \mathbf{P}_N \phi_i) \right\| \\ & \leq \sum_{i=1}^M \left| \hat{h}(\lambda_{i,N}) \right| |\langle \mathbf{P}_N f, \phi_{i,N} \rangle - \langle f, \phi_i \rangle_{\mathcal{M}}| \|\mathbf{P}_N \phi_i\| \end{aligned} \quad (43)$$

$$\leq \sum_{i=1}^M (\lambda_i^{-d}) \sqrt{\frac{\log(1/\delta)}{N}} \left(1 + \left(\frac{\log(1/\delta)}{N} \right)^{\frac{1}{4}} \right) \quad (44)$$

$$\leq \frac{\pi^2}{6} \sqrt{\frac{\log(1/\delta)}{N}} \left(1 + \left(\frac{\log(1/\delta)}{N} \right)^{\frac{1}{4}} \right) := A_3(N) \quad (45)$$

From (43) to (44), it relies on the magnitude of filter in Definition 2 and inequality (29) of the norm difference caused by sampling. From (44) to (45), we use the order of eigenvalues based on Weyl's law and the summation inequality as previous.

The second term in (32) can be bounded with triangle

inequality and Cauchy-Schwartz inequality as

$$\begin{aligned} & \left\| \sum_{i=M+1}^N \hat{h}(\lambda_{i,N}) \langle \mathbf{P}_N f, \phi_{i,N} \rangle \phi_{i,N} \right\| \\ & \leq \sum_{i=M+1}^N \left| \hat{h}(\lambda_{i,N}) \right| \|\mathbf{P}_N f\| \end{aligned} \quad (46)$$

$$\leq \sum_{i=M+1}^N (\lambda_{i,N}^{-d}) \left(\|f\|_{\mathcal{M}} + \left(\frac{\log(1/\delta)}{N} \right)^{\frac{1}{4}} \right) \quad (47)$$

$$\leq \sum_{i=M+1}^{\infty} (\lambda_{i,N}^{-d}) \|f\|_{\mathcal{M}} \quad (48)$$

$$\leq (1 + C_{\mathcal{M},1}\epsilon)^{-d} \sum_{i=M+1}^{\infty} (\lambda_i^{-d}) \|f\|_{\mathcal{M}} \quad (49)$$

$$\leq M^{-1} \|f\|_{\mathcal{M}} := A_4(M). \quad (50)$$

From (46) to (47), it follows a similar way as we have derived from (43) to (44). From (47) to (48), we scale by taking the summation to infinity. From (48) to (49), it depends on the eigenvalue gap in Proposition 2. From (49) to (50), we use the order of the Weyl's law and the inequality $\sum_{i=M}^{\infty} i^{-2} \leq 1/M$.

We note that the bound is made up by adding all the decomposed terms $A_1(N) + A_2(M, N) + A_3(N) + A_4(M)$, related to the bandwidth of manifold signal M and the number of sampled points N . As ϵ scales with the order $\left(\frac{\log(CN/\delta)}{N} \right)^{\frac{1}{d+4}}$. This makes the bound scale with the order

$$\begin{aligned} & \|\mathbf{h}(\mathbf{L}_N) \mathbf{P}_N f - \mathbf{P}_N \mathbf{h}(\mathcal{L}_\rho) f\| \\ & \leq C_1 \left(\frac{\log \frac{C_1 N}{\delta}}{N} \right)^{\frac{1}{d+4}} + C_2 \left(\frac{\log \frac{C_1 N}{\delta}}{N} \right)^{\frac{1}{d+4}} \theta_M^{-1} \\ & \quad + C_3 \sqrt{\frac{\log(1/\delta)}{N}} + C_4 M^{-1}, \end{aligned} \quad (51)$$

with $C_1 = C_{\mathcal{M},1} \frac{\pi^2}{6} \|f\|_{\mathcal{M}}$, $C_2 = C_{\mathcal{M},2} \frac{\pi^2}{6}$, $C_3 = \frac{\pi^2}{6}$ and $C_4 = \|f\|_{\mathcal{M}}$.

With the normalized Lipschitz nonlinearities in Assumption 1, we have the single layer output difference bounded. From (52) to (53), it relies on the point-wise operation of nonlinearity functions. From (53) to (54), we use the Assumption 1 that nonlinearities are normalized Lipschitz.

$$\begin{aligned} & \|\Phi(\mathbf{H}, \mathbf{L}_N, \mathbf{P}_N f) - \mathbf{P}_N \Phi(\mathbf{H}, \mathcal{L}_\rho, f)\| \\ & = \|\sigma(\mathbf{h}(\mathbf{L}_N) \mathbf{P}_N f) - \mathbf{P}_N \sigma(\mathbf{h}(\mathcal{L}_\rho) f)\| \end{aligned} \quad (52)$$

$$= \|\sigma(\mathbf{h}(\mathbf{L}_N) \mathbf{P}_N f) - \sigma(\mathbf{P}_N \mathbf{h}(\mathcal{L}_\rho) f)\| \quad (53)$$

$$\leq \|\mathbf{h}(\mathbf{L}_N) \mathbf{P}_N f - \mathbf{P}_N \mathbf{h}(\mathcal{L}_\rho) f\| \quad (54)$$

$$\begin{aligned} & \leq C_1 \left(\frac{\log \frac{C_1 N}{\delta}}{N} \right)^{\frac{1}{d+4}} + C_2 \left(\frac{\log \frac{C_1 N}{\delta}}{N} \right)^{\frac{1}{d+4}} \theta_M^{-1} \\ & \quad + C_3 \sqrt{\frac{\log(1/\delta)}{N}} + C_4 M^{-1}. \end{aligned} \quad (55)$$

As N goes to infinity, for every $\delta > 0$, there exists some M_0 , such that for all $M > M_0$ it holds that $A_4(M) \leq \delta/2$. There also exists n_0 , such that for all $N > n_0$, it holds that $A_1(N) + A_2(M_0, N) + A_3(N) \leq \delta/2$. We can conclude that

the summations converge as N goes to infinity.

B. Proof of Corollary 2

We focus on deriving this expectation depending on the difference bound in probability in (18). We denote $\hat{\mathbf{y}}_N = \Phi(\mathbf{H}, \mathbf{L}_N, \mathbf{P}_N f)$ and $\hat{g} = \Phi(\mathbf{H}, \mathcal{L}_\rho, f)$. We have

$$\begin{aligned} & \mathbb{P} \left(\|\hat{\mathbf{y}}_N - \mathbf{P}_N \hat{g}\| \leq (C_1 + C_2 \theta_M^{-1}) N^{-\frac{1}{d+4}} \left(\log \frac{N}{\delta} \right)^{\frac{1}{d+4}} \right. \\ & \quad \left. + C_3 N^{-\frac{1}{2}} \sqrt{\log \frac{1}{\delta}} + C_4 M^{-1} \right) \geq 1 - 2\delta, \end{aligned} \quad (56)$$

with $N \geq \log \frac{C}{\delta}$. We denote $k^2 = \log 1/\delta$, i.e. $\delta = e^{-k^2}$. We calculate the expectation value of the difference between $\hat{\mathbf{y}}_N$ and $\mathbf{P}_N \hat{g}$ by decomposing the event space as follows.

$$\begin{aligned} & \mathbb{E}[\|\hat{\mathbf{y}}_N - \mathbf{P}_N \hat{g}\|] \leq \sum_{k=0}^{\sqrt{N/C}} \mathbb{P} \left(C_3 N^{-\frac{1}{2}} k + C_4 M^{-1} \right. \\ & \quad \left. (C_1 + C_2 \theta_M^{-1}) N^{-\frac{1}{d+4}} (\log N + k^2)^{\frac{1}{d+4}} \leq \|\hat{\mathbf{y}}_N - \mathbf{P}_N \hat{g}\| \right) \\ & \leq (C_1 + C_2 \theta_M^{-1}) N^{-\frac{1}{d+4}} (\log N + (k+1)^2)^{\frac{1}{d+4}} \\ & \quad + C_3 N^{-\frac{1}{2}} (k+1) + C_4 M^{-1} \left(C_3 N^{-\frac{1}{2}} (k+1) + C_4 M^{-1} \right. \\ & \quad \left. + (C_1 + C_2 \theta_M^{-1}) N^{-\frac{1}{d+4}} (\log N + (k+1)^2)^{\frac{1}{d+4}} \right) + \\ & \quad \sum_{k=\sqrt{N/C}}^{\infty} \bar{M} \mathbb{P} \left((C_1 + C_2 \theta_M^{-1}) N^{-\frac{1}{d+4}} (\log N + k^2)^{\frac{1}{d+4}} \right. \\ & \quad \left. + C_3 N^{-\frac{1}{2}} k + C_4 M^{-1} \leq \|\hat{\mathbf{y}}_N - \mathbf{P}_N \hat{g}\|_2 \leq C_4 M^{-1} + \right. \\ & \quad \left. (C_1 + C_2 \theta_M^{-1}) N^{-\frac{1}{d+4}} (\log N + (k+1)^2)^{\frac{1}{d+4}} + C_3 N^{-\frac{1}{2}} (k+1) \right). \end{aligned}$$

The upper bound of $\|\hat{\mathbf{y}}_N - \mathbf{P}_N \hat{g}\|$ can be derived with the norm of the output function of GNN when the GNN contains a single layer

$$\|\hat{\mathbf{y}}_N - \mathbf{P}_N \hat{g}\| \leq \|\Phi(\mathbf{H}, \mathbf{L}, \mathbf{P}_N f)\| + \|\mathbf{P}_N \Phi(\mathbf{H}, \mathcal{L}, f)\| \quad (57)$$

$$\leq 2\|\mathbf{P}_N f\| = \bar{M}. \quad (58)$$

Therefore the probability is zero when $(C_1 + C_2 \theta_M^{-1}) N^{-\frac{1}{d+4}} (k+1)^{\frac{2}{d+4}} + C_3 N^{-\frac{1}{2}} (k+1) > \bar{M} = 2\|\mathbf{P}_N f\|$, i.e. $k > \sqrt{N} \bar{M}$. Then we have

$$\begin{aligned} & \mathbb{E}_\mu^N [\|\hat{\mathbf{y}}_N - \mathbf{P}_N \hat{g}\|] \\ & \leq \sum_{k=0}^{\sqrt{N/C}} 2e^{-k^2} \left(C_3 N^{-\frac{1}{2}} (k+1) + C_4 M^{-1} + \right. \\ & \quad \left. (C_1 + C_2 \theta_M^{-1}) N^{-\frac{1}{d+4}} (\log N + (k+1)^2)^{\frac{1}{d+4}} \right) \\ & \quad + \sum_{k=\sqrt{N/C}}^{\sqrt{N} \bar{M}} \bar{M} 2e^{-N/C} \end{aligned} \quad (59)$$

$$\leq C' N^{-\frac{1}{d+4}} + C'' N^{-\frac{1}{2}} + C''' \left(\frac{\log N}{N} \right)^{\frac{1}{d+4}} + \bar{M}^2 e^{-N/C} \sqrt{N}. \quad \text{as we have}$$

$$(60) \quad \mathbb{P} \left(\left| \|\mathbf{P}_N(\Phi(\mathbf{H}_E, \mathcal{L}, f) - g)\| - \|\Phi(\mathbf{H}_E, \mathcal{L}, f) - g\|_{\mathcal{M}} \right| \leq \left(\frac{\log 1/\delta}{N} \right)^{\frac{1}{4}} \right) \geq 1 - \delta. \quad (69)$$

The last inequality is bounded by

$$\int_0^\infty 2e^{-k^2} (k+1) dk, \int_0^\infty 2e^{-k^2} (k+1)^{\frac{2}{d+4}} dk, \int_0^\infty 2e^{-k^2} dk \leq 3\sqrt{\pi}, \quad (61)$$

which is some constant.

C. Proof of Theorem 1

Suppose $\mathbf{H}_E \in \arg \min_{\mathbf{H} \in \mathcal{H}} R_E(\mathbf{H})$, we have

$$GA \leq R_S(\mathbf{H}_E) - R_E(\mathbf{H}_E), \quad (62)$$

$$= \mathbb{E}_{X^N \sim \mu^N} [\ell(\Phi(\mathbf{H}_E, \mathbf{x}_N), \mathbf{y}_N)] - \ell(\Phi(\mathbf{H}_E, \mathbf{x}_N), \mathbf{y}_N) \quad (63)$$

We can now subtract and add $\ell(\Phi(\mathbf{H}_E, \mathcal{L}, f), g)$, as follows

$$GA \leq (\mathbb{E}_{X^N \sim \mu^N} [\ell(\Phi(\mathbf{H}_E, \mathbf{x}_N), \mathbf{y}_N)] - \ell(\Phi(\mathbf{H}_E, \mathcal{L}, f), g)) + (\ell(\Phi(\mathbf{H}_E, \mathcal{L}, f), g) - \ell(\Phi(\mathbf{H}_E, \mathbf{x}_N), \mathbf{y}_N)) \quad (64)$$

By absolute value inequality, we have

$$GA \leq \underbrace{\left| \mathbb{E}_{X^N \sim \mu^N} [\ell(\Phi(\mathbf{H}_E, \mathbf{x}_N), \mathbf{y}_N)] - \ell(\Phi(\mathbf{H}_E, \mathcal{L}, f), g) \right|}_{\text{LHS}} + \underbrace{\left| \ell(\Phi(\mathbf{H}_E, \mathcal{L}, f), g) - \ell(\Phi(\mathbf{H}_E, \mathbf{x}_N), \mathbf{y}_N) \right|}_{\text{RHS}}. \quad (65)$$

We assume the loss function to be L_2 loss. The LHS in (65) can be decomposed as

$$\left| \ell(\Phi(\mathbf{H}_E, \mathcal{L}, f), g) - \mathbb{E}_{X^N \sim \mu^N} [\ell(\Phi(\mathbf{H}_E, \mathbf{L}_N, \mathbf{x}_N), \mathbf{y}_N)] \right| = \left| \|\Phi(\mathbf{H}_E, \mathcal{L}, f) - g\|_{\mathcal{M}} - \mathbb{E}_{X^N} [\|\Phi(\mathbf{H}_E, \mathbf{L}_N, \mathbf{x}_N) - \mathbf{y}_N\|] \right|. \quad (66)$$

By subtracting and adding an intermediate term $\mathbb{E}_{X^N} [\mathbf{P}_N \Phi(\mathbf{H}_E, \mathcal{L}, f)]$ in the expectation value and the triangle inequality, we can decompose the expectation term as follows with $\mathbf{y}_N = \mathbf{P}_N g$.

$$\begin{aligned} & \left| \mathbb{E}_{X^N} [\|\Phi(\mathbf{H}_E, \mathbf{L}_N, \mathbf{x}_N) - \mathbf{y}_N\|] - \|\Phi(\mathbf{H}_E, \mathcal{L}, f) - g\|_{\mathcal{M}} \right| \\ & \leq \left| \mathbb{E}_{X^N} [\|\Phi(\mathbf{H}_E, \mathbf{L}_N, \mathbf{x}_N) - \mathbf{P}_N \Phi(\mathbf{H}_E, \mathcal{L}, f)\|] + \right. \\ & \left. \mathbb{E}_{X^N} [\|\mathbf{P}_N \Phi(\mathbf{H}_E, \mathcal{L}, f) - \mathbf{P}_N g\|] - \|\Phi(\mathbf{H}_E, \mathcal{L}, f) - g\|_{\mathcal{M}} \right| \end{aligned} \quad (67)$$

$$\begin{aligned} & \leq \left| \mathbb{E}_{X^N} [\|\Phi(\mathbf{H}_E, \mathbf{L}_N, \mathbf{x}_N) - \mathbf{P}_N \Phi(\mathbf{H}_E, \mathcal{L}, f)\|] + \right. \\ & \left. \mathbb{E}_{X^N} [\|\mathbf{P}_N \Phi(\mathbf{H}_E, \mathcal{L}, f) - \mathbf{P}_N g\|] - \|\Phi(\mathbf{H}_E, \mathcal{L}, f) - g\|_{\mathcal{M}} \right|. \end{aligned} \quad (68)$$

The first term in (68) is the conclusion in Corollary 2, while the second term in (68) can be derived based on inequality 29,

Similar to the steps that we have in Appendix B, an expectation value can be derived based on the probability bound by decomposing the event space. We can have

$$\begin{aligned} & \mathbb{E}_{\mu^N} \left[\left| \|\mathbf{P}_N(\Phi(\mathbf{H}_E, \mathcal{L}, f) - g)\| - \|\Phi(\mathbf{H}_E, \mathcal{L}, f) - g\|_{\mathcal{M}} \right| \right] \\ & \leq CN^{-1/4} + \mathcal{O}(e^{-N/C} \sqrt{N}). \end{aligned} \quad (70)$$

For the RHS in (65), we replace the loss function as L_2 loss and we have

$$\begin{aligned} & \left| \ell(\Phi(\mathbf{H}_E, \mathbf{x}_N), \mathbf{y}_N) - \ell(\Phi(\mathbf{H}_E, \mathcal{L}, f), g) \right| \\ & \leq \left| \|\Phi(\mathbf{H}_E, \mathbf{L}_N, \mathbf{x}_N) - \mathbf{P}_N g\| - \|\Phi(\mathbf{H}_E, \mathcal{L}, f) - g\|_{\mathcal{M}} \right| \end{aligned} \quad (71)$$

By subtracting and adding an intermediate term $\mathbf{P}_N \Phi(\mathbf{H}_E, \mathcal{L}, f)$ as well as the triangle inequality we have the follows hold with probability at least $1 - \delta$.

$$\begin{aligned} & \left| \|\Phi(\mathbf{H}_E, \mathbf{L}_N, \mathbf{x}_N) - \mathbf{P}_N g\| - \|\Phi(\mathbf{H}_E, \mathcal{L}, f) - g\|_{\mathcal{M}} \right| \\ & \leq \left| \|\Phi(\mathbf{H}_E, \mathbf{L}_N, \mathbf{x}_N) - \mathbf{P}_N \Phi(\mathbf{H}_E, \mathcal{L}, f)\| + \right. \\ & \left. \|\mathbf{P}_N \Phi(\mathbf{H}_E, \mathcal{L}, f) - \mathbf{P}_N g\| - \|\Phi(\mathbf{H}_E, \mathcal{L}, f) - g\|_{\mathcal{M}} \right| \end{aligned} \quad (72)$$

$$\begin{aligned} & \leq \|\Phi(\mathbf{H}_E, \mathbf{L}_N, \mathbf{x}_N) - \mathbf{P}_N \Phi(\mathbf{H}_E, \mathcal{L}, f)\| + \\ & \left| \|\mathbf{P}_N(\Phi(\mathbf{H}_E, \mathcal{L}, f) - g)\| - \|\Phi(\mathbf{H}_E, \mathcal{L}, f) - g\|_{\mathcal{M}} \right| \end{aligned} \quad (73)$$

$$\leq \|\Phi(\mathbf{H}_E, \mathbf{L}_N, \mathbf{x}_N) - \mathbf{P}_N \Phi(\mathbf{H}_E, \mathcal{L}, f)\| + \mathcal{O} \left(\left(\frac{\log(1/\delta)}{N} \right)^{\frac{1}{4}} \right). \quad (74)$$

Inequality (29) allows the derivation from (73) to (74). The first part in (74) is bounded by Proposition 1. Combining these two parts and taking the leading orders from (55), (70) and (60), we can achieve the conclusion that

$$GA = \mathcal{O} \left(\left(\frac{\log \frac{N}{\delta}}{N} \right)^{\frac{1}{d+4}} + \left(\frac{\log N}{N} \right)^{\frac{1}{d+4}} \right). \quad (75)$$