

MaterialBENCH: Evaluating College-Level Materials Science Problem-Solving Abilities of Large Language Models

Michiko Yoshitake (1), Yuta Suzuki (2), Ryo Igarashi (1), Yoshitaka Ushiku (1), Keisuke Nagato (3)

((1) OMRON SINIC X, (2) Osaka Univ., (3) Univ. Tokyo)

Abstract

A college-level benchmark dataset for large language models (LLMs) in the materials science field, MaterialBENCH, is constructed. This dataset consists of problem-answer pairs, based on university textbooks. There are two types of problems: one is the free-response answer type, and the other is the multiple-choice type. Multiple-choice problems are constructed by adding three incorrect answers as choices to a correct answer, so that LLMs can choose one of the four as a response. Most of the problems for free-response answer and multiple-choice types overlap except for the format of the answers. We also conduct experiments using the MaterialBENCH on LLMs, including ChatGPT-3.5, ChatGPT-4, Bard (at the time of the experiments), and GPT-3.5 and GPT-4 with the OpenAI API. The differences and similarities in the performance of LLMs measured by the MaterialBENCH are analyzed and discussed. Performance differences between the free-response type and multiple-choice type in the same models and the influence of using system messages on multiple-choice problems are also studied. We anticipate that MaterialBENCH will encourage further developments of LLMs in reasoning abilities to solve more complicated problems and eventually contribute to materials research and discovery.

1 Introduction

After the epoch-making proposal of the transformer model with self-attention [1], many large language models (LLMs) using the transformer model have been rigorously developed [2,3,4]. Recent releases of generative artificial intelligence based on LLMs, such as GPT-3.5, GPT-4, Bard (now Gemini), and Claude 3 have huge parameters and their ability to respond to a query has reached or even surpassed human level in some respects.

To evaluate the performance of LLMs, benchmarks have been developed. At the time of the release of BERT [2], the GLUE benchmark set [5, 6] was used. When many domain-specific BERT models had been developed, many different datasets for different fine-tuning tasks were used for individual domain-specific BERT models, mainly taken from pieces of scientific papers for BERT specific to science-

related domains. There are several BERT models specific to materials science domains such as MatSciBERT [7], MatBERT [8], MaterialBERT [9], and BatteryBERT [10], whose performance was evaluated by different datasets. The performance of LLM models has been evaluated by MMLU [11], which consists of multiple-choice questions taken from a very wide range of high-school and college subjects and examinations for licensees. At the time of MMLU publication, the correct answer rate was almost 0.25 for college level mathematics, physics and chemistry, which corresponds to a random choice for multiple-choice questions. Possibly due to this, SciBench [12], a benchmark dataset for college level mathematics, physics, and chemistry, was developed. Recently, ChemBench [13] was developed, focusing on molecular chemistry (organic materials), with the major benchmark sentences taken from safety issues, such as toxicology and chemical safety. We have developed a benchmark dataset in the materials science field, where material properties such as hardness (mechanical property), dielectric constant (electric property), and magnetic susceptibility (magnetic property) are important. Most of these properties originate from materials as an aggregation of atoms or molecules, so the state of aggregation is important. Due to this, our MaterialBENCH is very different from ChemBench. Many problems in the benchmark concern inorganic materials (metals, semi-conductors, oxides, and so forth). In addition to evaluating the performance of existing LLMs in materials science, this MaterialBENCH might be useful for evaluating user-modified models. Both open and closed LLMs offer ways of modifying the given model to adjust to a user's specific domain. It should be noted that in SciBench [11], prompt techniques such as the chain of thought (CoT) and the use of plug-ins for outside tools such as Python were tested. However, current LLMs use CoT technique automatically and plug-in tools are automatically implemented in some LLMs.

2 The MaterialBench Dataset

To serve as a benchmark for the evaluation of the capabilities and the analysis of the limitations of some existing large language models (LLMs) to solve materials science problems, we collected a new dataset consisting of university-level textbooks covering a broad area of materials science. This section describes the detailed dataset construction process.

2.1 Textbook Selection

To include a broad area of materials science, university-level textbooks for students majoring in materials science were chosen. Since scientific principles of material properties are universal among different types of materials, such as inorganic

compounds and organic compounds, we selected textbooks with such a wide viewpoint. Textbooks specializing in a specific material such as “polymers”, or to a specific phenomenon such as “magnetism” were excluded.

To avoid easy learning for LLMs from websites, textbooks not readily accessible online and that couldn't be easily extracted or transformed into text, i.e. offered not in XML-type format but PDF-type, were chosen. At the time of evaluation of LLMs using the MaterialBENCH, the PDF format was not easy to use for learning. In PDF format, most correct answers are located apart from the problems, at the end of books, which makes learning the correct answer difficult.

Accordingly, we selected two textbooks [13, 14] that have been extensively used in university courses as the open textbook from the materials science field.

2.2 Problem Selection

We collected each problem from the original textbooks in PDF documents.

Problems whose answers were not prepared by the authors of the textbooks were excluded from selection for the benchmark. Redundant problems, such as those that only differ in materials name or compositions but have the same solution method, were also excluded. The problems were manually collected by a human expert. To observe the effect of a problem's difficulty on the results, we lined up problems with a variety of difficulty from relatively simple knowledge or calculation problems to problems that need complicated combinations of calculation equations or deal with exceptionally small or large numbers. There are problems that can be solved by a simple equation, where we can observe the ability of LLMs to find an appropriate equation to use.

The areas of problems range widely: atomic bonding, defects, diffusion, dislocation, strength, fracture, corrosion, electrochemistry, electronic-, optical-, thermal-, magnetic properties, metal, ceramics, polymer, composite materials. Note that phase diagram and phase transition are excluded in this benchmark, because inputting a figure is almost mandatory for problems of these areas, and the ability of figure recognition is another issue.

In total, 164 problems were selected, all of which had their answers given by the book authors, and they are examined by an expert to confirm the answers with solution processes, although in the textbooks most of the answers were given without solution processes. Among the 164 problems, 20 problems were excluded for free-response questions because it was difficult to determine correct answers unambiguously without choices for these 20 problems. Therefore, the remaining 144 problems were used for free-response problems and 164 for multiple-choice problems.

For multiple-choice problems, three incorrect answers were prepared by an expert and made as choices in a problem for each problem. Incorrect answers were prepared by changing a part of the equations used to solve a problem, considering possible mistakes made by students. For problems that have multiple answers, we either select one of the problems or made a correct answer or choice as a pair of multiple answers.

The many selected problems demand a solid understanding of domain-specific knowledge, proficiency in reasoning capability, adept calculation skills, and the ability to comprehend complex concepts. Our dataset aims to provide general problems in university-level materials science including challenging problems, which require reasoning steps, and advanced types of computations.

For reference purposes, we provide the original numbers in the textbooks. For every problem, we provide the correct answer and incorrect choices, with a way of making incorrect choices. The information is in HuggingFace [15].

2.3 Creating Problem Sentences

After selecting problems for the benchmark, they were manually processed into text documents. There are a considerable number of text documents of problems that cannot be input without appropriate modifications: a problem refers to values in a table which is located apart from the problem or does not give the unit of an answer. Therefore, the problems were modified without changing the systems the problems handle and their intents by adding the appropriate table or giving a phase about the unit of answers. Since the unit of answer is specified in problem sentences, correct answers do not include the unit. Answers to problems include not only numerical values but also texts such as electron configuration, crystal orientation, magnitude relation of numerical values or decrease/increase of properties. Problem sentences for multiple-choice problems were made by adding a sentence with choices after the corresponding free-response problems. For example, "Choose the answer from the following multiple-choices: (a) Sn: 27.5at%, Pb: 72.5at%, (b) Sn: 80.9at%, Pb: 19.1at%, (c) Sn: 46.3at%, Pb: 53.7at%, and (d) Sn: 72.5at%, Pb: 27.5at%." was added after "What is the composition (Sn at%, Pb at%) of an alloy that contains 98 g tin and 65 g lead?". A set of pairs of the problem sentence and answer created by the above methods was used as a benchmark.

3 Experiments

3.1 Experiment Setup

We evaluated ChatGPT-3.5 and ChatGPT-4 [16], and Bard (at the time of experiments, now Gemini) [17], and GPT-3.5 and GPT-4 with OpenAI API [18] using our benchmark dataset.

Because CoT is automatically included for three models, we did not use any prompt to input problems for ChatGPT-3.5, ChatGPT-4, and Bard. When problem documents were input using the OpenAI API, a prompt was sometimes used, which will be mentioned in the results section. We did not instruct any plug-ins. Python is automatically plugged-in for ChatGPT-4.

For free-response problems, responses were obtained by directly inputting problem statements on the conversational interface of ChatGPT and Bard from 16 Nov. to 7 Dec., 2023. Regarding multiple-choice problems, mainly two different methods were used to obtain responses. One involved to directly inputting problem statements modified for multiple-choice problems mentioned above on the conversational interface of ChatGPT and Bard from 18 Dec., 2023 to 7 Jan., 2024. The other involved using the OpenAI API, so that a response for the same problem was obtained repeatedly as a new chat automatically by python. On the conversational interface of ChatGPT, only either ChatGPT-3.5 or ChatGPT-4 (at the time, now also ChatGPT-4o), can be selected as a model. However, with the OpenAI API, users could choose different versions of ChatGPT-3.5, i.e. gpt-3.5-turbo-0125 and gpt-3.5-turbo-1106, or ChatGPT-4 such as gpt-4-0125-preview, gpt-4-1106-preview and gpt-4 [19].

For both free-response and multiple-choice problems, the judgement of correctness of the responses were manually conducted by an expert.

3.2 Results and Analysis

3.2.1 Overall Results

The overall accuracy for all experiments is summarized in Table 1 together with the dates of inputting problem statements and used model versions, and with or without the use of system messages.

The free-response questions were input twice separately to ChatGPT-3.5 and Bard. The accuracies in Table 1 for these response, 0.28 and 0.30 for ChatGPT-3.5 and Bard respectively, are the average values of the two inputs. Due to the accuracy deviation between the first time and the second inputs, there appears to be no significant difference between 0.28 for ChatGPT-3.5 and 0.30 for Bard. The difference between 0.28 for ChatGPT-3.5 and 0.64 for ChatGPT-4 are more than double and should be significant.

Responses for multiple-choice problems with ChatGPT-3.5, and ChatGPT-4 were obtained once for each problem, and those with Bard were obtained six times for

each problem. The scores in Table 1 are averaged values. With Bard, three responses were obtained at one time for each problem.

It sometimes happened that in spite of choice problems, no choice was selected but the response was "there are no appropriate answers in the given choices". In such cases, responses were regarded as incorrect answers.

Responses to the multiple-choice problems were also obtained using OpenAI's API. Ten responses for each multiple-choice problem were obtained. Different versions of GPT-3.5 and GPT-4 were used. Since there were a certain number of responses that did not respond within the given choices with ChatGPT-3.5 and ChatGPT-4, a system message "You are a helpful assistant and answer user's question with multiple-choices by giving one correct choice." was added before each problem sentence with several GPT-3.5 and GPT-4 models, where "used" is written in the "system message" row in Table 1.

For the results obtained using OpenAI's API, accuracy scores in Table 1 are divided by '/' for two different accuracy definitions. The one before '/' is that the accuracy is counted by regarding the most frequent response out of 10 as the answer (majority vote) from the GPTs. The one after '/' is the accuracy calculated by averaging the correct answer rate obtained ~~an averaged accuracy of each problem, which is calculated~~ by number of correct answers out of 10. If the responses for a problem is "a, a, b, c, c, b, c, b, b, a" and the correct answer is "b", majority vote is "b" and the response is a correct answer, while the correct answer rate is 0.4. The latter scores are always lower than the former. The latter score should be regarded as accuracy statistically. However, the former could be considered to simulate the accuracy of a model's response (probability of outputting a correct answer). This discrepancy can be understood by examples of the histogram in Fig. 1. The problems were divided into eleven classes according to the correct answer rate ~~accuracy in the latter definition~~ (abscissa in the figure), and the number of problems with correct (orange) / incorrect (blue) answers for each class was counted, which is the ordinate of Fig. 1 (b) and (d) for GPT-3.5 and GPT-4, respectively. The number of problems with correct / incorrect answers was converted to the percentage of correctness (or incorrectness), which is shown in Fig. 1 (a) and (c) for GPT-3.5 and GPT-4, respectively. For GPT-3.5, it is clear that even the correct answer rate ~~accuracy~~ is 0.4, the probability of a correct answer is more than 0.8. Therefore, "majority vote" appears to give higher accuracy.

3.2.2 Comparison among Different Models on Free-Response Problems

Figure 2 compares the correct/incorrect pattern for different models on free-response problems at a glance. One small square represents a correct/incorrect

response on each problem #1 - #144, from left to right, with the right edge continuing to the left of the second row and so forth. A pink color shows a correct answer and black an incorrect answer. As seen from the figure, the patterns for different models resemble, though ChatGPT-4 has more correct answers. There are 45 problems out of 144 (31%), which are either correct or incorrect with all three models. The results for 81 problems out of 144 (56%) are the same between ChatGPT-3.5 and Bard.

3.2.3 Comparison among Different Models on Multiple-choice Problems

The pattern of the correct/incorrect response for different models on multiple-choice problems is shown in [Fig. 3](#), with the same style as [Fig. 2](#). Similar to the case of free-response problems, the patterns resemble among the three models. There are 43 problems out of 164 (26%), which are either correct or incorrect with all three models. This degree of coincidence appears rather high compared to that for free-response problems (31%), especially when six responses from Bard are used for the analysis. This is possibly due to the fact that there are 101 problems out of 164 (62%), which are either correct or incorrect with all six responses from Bard.

The results for 29 problems out of 164 (18%) are the same between ChatGPT-3.5 and Bard. The degree of coincidence between ChatGPT-3.5 and Bard for multiple-choice problems was significantly lower compared with that for free-response problems, possibly because six responses were analyzed for Bard with multiple-choice problems, while only two for free-response problems. The results for 14 problems out of 164 (9%) are the same between ChatGPT-4 and Bard. The degree of coincidence between ChatGPT-4 and Bard is significantly lower than that between ChatGPT-3.5 and Bard, suggesting that the performance of Bard is closer to that of ChatGPT-3.5 rather than that of ChatGPT-4.

3.2.4 Comparison between Free-Response vs. Multiple-choice Problems

The patterns of correct/incorrect answers for all models (ChatGPT-3.5, ChatGPT-4 and Bard) for free-response and multiple-choice problems look quite similar as shown in [Figure 4](#). Since 20 problems were difficult to convert into free-response problems, these problems are represented by white squares in the free-response column in the figure. All models failed to give a correct answer for 12 problems. If we compare between free-response and multiple-choice problems for each model, overall patterns look similar but occasionally, while correct answer for free-response, but incorrect for 4-choice, other cases, incorrect answer for free-

response, but correct for 4-choice, making only slight difference in the percentage of correct answer between free-response and 4-choice problems.

3.2.5. Comparison between Direct Input and OpenAI API (Multiple-choice Problems)

When the results between direct input and OpenAI-API with the same conditions (gpt-3.5-turbo-1106 without system message and gpt-4-1106-preview without system message) are compared, OpenAI-API had a slightly higher score for both GPT3.5 (0.33 vs. 0.39) and GPT4 (0.66 vs. 0.70). The experiments using OpenAI-API were conducted on April 18, which was after the release of gpt-4-turbo-2024-04-09 model. The models used for the experiments were the default models when the direct input experiments were conducted, however, it is unknown if there was a minor update on older models after the release of newer models.

The patterns of correct/incorrect response are compared between direct input and OpenAI-API for GPT-3.5 (Fig. 5(a)) and for GPT-4 (Fig. 5(b)). Here, correct response with OpenAI-API is derived by majority vote, where answers with the maximum choices out of 10 are regarded as the answer for each problem. White squares in the figures represent that there are multiple choices that had the maximum votes. For example, while the correct answer is (a), the response includes 5-times (a) and 5-times (c), in which case a white square is used. Because the percentage of correct answers using majority vote is much higher for both GPT3.5 (0.33 vs. 0.43) and GPT4 (0.66 vs. 0.81), there were problems that were incorrect with direct input but correct with OpenAI-API, although the basic patterns resemble very much both for GPT-3.5 and GPT-4. When GPT-3.5 and GPT-4 are compared, the patterns look similar although the percentage of correct answers is much higher with GPT-4. It should be noted that there are no problems that were correct with GPT-3.5 for both direct input and OpenAI-API but incorrect with GPT-4 for both direct input and OpenAI-API. It suggests that problems that can be solved with GPT-3.5 are expected to be solved correctly by GPT-4, if majority vote is applied. There is no significant difference in characteristics between GPT-3.5 and GPT-4 except performance. There were 18 problems that were incorrect for both direct input and OpenAI-API with both GPT-3.5 and GPT-4.

3.2.6 Effect of the System Message

There were considerable number of responses that did not give an answer with a choice in spite of the problem sentences with choice instructions. Then, we tried adding system statements "You are a helpful assistant and answer user's question with four choices by giving one correct choice." using OpenAI-API. The system

statements gave a lower percentage of correct answers than direct input for both GPT-3.5 (0.43/0.39 for direct input vs. 0.36/0.32) and GPT-4 (0.81/0.70 for direct input vs. 0.54/0.53) even with updated models (gpt-3.5/4-*0125-*) as in Table 1. When responses with system messages are compared between gpt-4-0125-preview and gpt-4-0613, the older model, gpt-4-0613 (this is a model in 2023, while gpt-4-0125-preview is in 2024), gave lower scores.

The comparison of the patterns of correct/incorrect response between without and with system message for GPT-3.5 and GPT-4 is depicted in Fig. 6 (a) and Fig. 6 (b), respectively. There seems to be some similarity, beyond randomness, between responses without and with system messages both for GPT-3.5 and GPT-4.

However, if we analyze problems that were incorrect without system message but correct with system message, for both GPT-3.5 and GPT-4, there is no overlap between GPT-3.5 and GPT-4. This implies that there is no significant effect of using system messages, which only brought the decrease of the percentage of correctness. Figure 7 shows the histograms of incorrect (blue) and correct (orange) answers vs. accuracy (majority vote), a similar histogram to Fig. 1 but showing the comparison between without and with the system message for GPT-3.5. From the figure, it appears that the answers were more random when the system message was used with less correct answers with a majority vote of 0.4.

The individual effect of the system message depends on the problem. We picked two problems using gpt-3.5-turbo-0125. One was a relatively simple problem "Calculate a planar density value (m^{-2}) for (110) plane for vanadium." (3-55). Without the system message, all 10 responses used CoT and the responses included 191 words on average. In contrast, CoT was not used for any responses and the responses were simply "The correct choice is (*) .", where * is either a, b, c, or d.

In another example, the problem sentence was "Calculate the expected 2-theta diffraction angle (degrees) for the first-order reflection from the (113) set of planes for FCC platinum when monochromatic radiation of wavelength 0.1542 nm is used." (3-59). There was occasional CoT used with the system message. Without the system message, all 10 responses used CoT and the responses included 220 words on average. With the system message, 4 times out of 10 used CoT, with responses averaging 173 words. The probability of using CoT when the system message was used varied with the problems. It was observed that when the number of words in CoT without the system message was small, the probability of using CoT with the system message was low. There were problems where CoT was seldom used even without system messages.

It should be noted that this analysis of the effect of the system message is limited to this particular message with these particular problems and cannot be generalized.

4 Error Analysis

Since we avoided making similar problems when the benchmark dataset was generated and the number of problems is not huge, errors are not analyzed with statistics but only differences or similarities among models are discussed.

4.1 Difference between ChatGPT-3.5 or Bard and ChatGPT-4

As seen in Fig. 2, 3, and 4, the patterns of correct/incorrect responses are similar among the three models with direct input. But the accuracy of ChatGPT-4 exceeds that of ChatGPT-3.5 or Bard. The main reasons for lower accuracy of ChatGPT-3.5 and Bard compared to ChatGPT-4 are analyzed.

For free-response problems, there were 35 problems that were correct with ChatGPT-4 but incorrect with ChatGPT-3.5 and Bard. The most frequent reason for mistakes was mis-calculations by ChatGPT3.5 and Bard, especially when a factorial function or exponent function was involved in calculations. ChatGPT-4 has a plug-in with python and can avoid this kind of mistake. It appears that ChatGPT-3.5 and Bard are not good at deriving equations using parameters, such as $r=(\sqrt{2}-1)R'$. Other major mistakes came from using inappropriate equations for calculations. For several problems, incorrect responses came from the model's capability of understanding problem sentences.

For multiple-choice problems, there were 29 problems that were correct with ChatGPT-4 but incorrect with ChatGPT-3.5 and Bard. One of the two major reasons for mistakes was mis-calculations by ChatGPT3.5 and Bard, similar to free-response problems, where mis-calculations happened especially when a factorial function or exponent function was involved in calculations. The other came from the model's capability of understanding problem sentences. ChatGPT-3.5 and Bard are not good at deriving equations.

4.2 Problems that All Models Failed to Give Correct Answers

There were 11 problems that all models failed to give a correct answer for both free-response and multiple-choice problems with direct input. There were 18 problems that were incorrect for both direct input and OpenAI-API with both GPT-3.5 and GPT-4 for multiple-choice problems. The overlap of 11 and 18 problems, which means that regardless of direct input or OpenAI-API, free-response or multiple-choice problem, no models could give correct answers, consisted of 9 problems. Among them, relatively simple mistakes (3 problems) were due to the

models not understanding the problem sentences accurately. One example is “Calculate the number of atoms for an HCP unit cell. Choose the answer from the following four choices: (a) 2, (b) 6, (c) 3, and (d) 4”. While the correct answer is (a) 2, the models failed to consider “unit cell” but appeared to counted for a hexagonal prism. There were 4 problems that appeared difficult for the models to follow the logics. “Boron atoms are to be diffused into a silicon wafer using both predeposition and drive-in heat treatments; the background concentration of B in this silicon material is known to be 1×10^{20} atoms/m³. The predeposition treatment is to be conducted at 900°C for 30 minutes; the surface concentration of B is to be maintained at a constant level of 3×10^{26} atoms/m³. Drive-in diffusion will be carried out at 1100 °C for a period of 2 h. For the diffusion coefficient of B in Si, values of Q_d and D_0 are 3.87 eV/atom and 2.4×10^{-3} m²/s, respectively. Calculate the value of x_j (μm) for the drive-in diffusion treatment. Choose the answer from the following four choices: (a) 1.08, (b) 1.22, (c) 1.27, and (d) 2.16.” is one example. The models simply applied the diffusion equation at 1100 °C for a period of 2 h without considering the concentration change during predeposition.

5 Conclusion

In conclusion, this paper presents MaterialBENCH, a college-level dataset that includes problems from materials science. There are two types of problems, one is the free-response type, and the other is the multiple-choice problem type, most of which overlap except for the format of the answers. We also conduct experiments using the MaterialBENCH on ChatGPT-3.5, ChatGPT-4 and Bard models, and GPT-3.5 and GPT-4 with the OpenAI-API. The findings of this study highlight (1) the ability of problem solving that requires mathematical calculations remains weak for GPT-3.5 based models and Bard, (2) characteristic similarities and differences in problem solving ability between GPT-4-based model, and GPT-3.5-based or Bard model exist, (3) solving complicated logical problems are still difficult for all models. We envision that the MaterialBENCH benchmark dataset presented in this paper will lay a foundation for future research and enable advancements in understanding and enhancing the problem-solving capabilities of domain-specific LLMs in materials science.

References

[1] Vaswani, Noam Shaz Ashish eer, Niki Parmar, Jakob Uszkoreit, Llion Jones, Aidan N. Gomez, Lukasz Kaiser, Illia Polosukhin. Attention Is All You Need. arXiv preprint arXiv:1706.03762, 12 Jun 2017.

- [2] Jacob Devlin, Ming-Wei Chang, Kenton Lee, Kristina Toutanova. BERT: Pre-training of Deep Bidirectional Transformers for Language Understanding. arXiv preprint arXiv:1810.04805, 11 Oct 2018.
- [3] Tom B. Brown, Benjamin Mann, Nick Ryder, Melanie Subbiah, Jared Kaplan, Prafulla Dhariwal, Arvind Neelakantan, Pranav Shyam, Girish Sastry, Amanda Askell, Sandhini Agarwal, Ariel Herbert-Voss, Gretchen Krueger, Tom Henighan, Rewon Child, Aditya Ramesh, Daniel M. Ziegler, Jeffrey Wu, Clemens Winter, Christopher Hesse, Mark Chen, Eric Sigler, Mateusz Litwin, Scott Gray, Benjamin Chess, Jack Clark, Christopher Berner, Sam McCandlish, Alec Radford, Ilya Sutskever, Dario Amodei. Language Models are Few-Shot Learners. *Advances in neural information processing systems* 33 (2020): 1877-1901. (arXiv:2005.14165, 28 May 2020)
- [4] Hugo Touvron, Thibaut Lavril, Gautier Izacard, Xavier Martinet, Marie-Anne Lachaux, Timothée Lacroix, Baptiste Rozière, Naman Goyal, Eric Hambro, Faisal Azhar, Aurelien Rodriguez, Armand Joulin, Edouard Grave, Guillaume Lample. LLaMA: Open and Efficient Foundation Language Models. arXiv preprint arXiv:2302.13971, 27 Feb 2023.
- [5] Alex Wang, Amanpreet Singh, Julian Michael, Felix Hill, Omer Levy, and Samuel Bowman, In *Proceedings of the 2018 EMNLP Workshop BlackboxNLP: Analyzing and Interpreting Neural Networks for NLP*, pages 353–355, 2018.
- [6] Alex Wang, Amanpreet Singh, Julian Michael, Felix Hill, Omer Levy, Samuel R. Bowman. GLUE: A Multi-Task Benchmark and Analysis Platform for Natural Language Understanding. conference paper at ICLR 2019, <https://gluebenchmark.com/>.
- [6] Tanishq Gupta, Mohd Zaki, N. M. Anoop Krishnan, Mausam. MatSciBERT: A Materials Domain Language Model for Text Mining and Information Extraction. arXiv preprint arXiv:2109.15290, 30 Sep 2021.
- [7] Amalie Trewartha, Nicholas Walker, Haoyan Huo, Sanghoon Lee, Kevin Cruse, John Dagdelen, Alexander Dunn, Kristin A. Persson, Gerbrand Ceder, Anubhav Jain. Quantifying the advantage of domain-specific pre-training on named entity recognition tasks in materials science. *Patterns*, 3, 2022, 100488.
- [8] Michiko Yoshitake, Fumitaka Sato, Hiroyuki Kawano, Hiroshi Teraoka. MaterialBERT for natural language processing of materials science texts. *Science and Technology of Advanced Materials: Methods*, 2, 372–380, 2022,
- [9] Shu Huang and Jacqueline M. Cole. BatteryBERT: A Pretrained Language Model for Battery Database Enhancement. *J. Chem. Inf. Model.* 2022, 62, 24, 6365–6377.

- [10] Dan Hendrycks, Collin Burns, Steven Basart, Andy Zou, Mantas Mazeika, Dawn Song, Jacob Steinhardt. Measuring Massive Multitask Language Understanding. arXiv preprint arXiv:2009.03300, 7 Sep 2020.
- [11] SciBench: Xiaoxuan Wang, Ziniu Hu, Pan Lu, Yanqiao Zhu, Jieyu Zhang, Satyen Subramaniam, Arjun R. Loomba, Shichang Zhang, Yizhou Sun, Wei Wang. SciBench: Evaluating College-Level Scientific Problem-Solving Abilities of Large Language Models. arXiv preprint arXiv:2307.10635, 20 Jul 2023.
- [12] Adrian Mirza, Nawaf Alampara, Sreekanth Kunchapu, Benedict Emoekabu, Aswanth Krishnan, Mara Wilhelmi, Macjonathan Okereke, Juliane Eberhardt, Amir Mohammad Elahi, Maximilian Greiner, Caroline T. Holick, Tanya Gupta, Mehrdad Asgari, Christina Glaubitz, Lea C. Klepsch, Yannik Köster, Jakob Meyer, Santiago Miret, Tim Hoffmann, Fabian Alexander Kreth, Michael Ringleb, Nicole Roesner, Ulrich S. Schubert, Leanne M. Stafast, Dinga Wonanke, Michael Pieler, Philippe Schwaller, Kevin Maik Jablonka, arXiv preprint arXiv:2404.01475, 1 Apr 2024.
- [13] William D. Callister, Jr. and David G. Rethwisch, Materials Science and Engineering An Introduction, 8 th ed. 2010, John Wiley & Sons.
- [14] Rolf E. Hummel, Understanding Materials Science, 2nd ed. 2004, Springer.
- [15] HuggingFace: <https://huggingface.co/omron-sinicx>
- [16] Introducing ChatGPT. <https://openai.com/index/chatgpt/>.
- [17] Gemini. <https://gemini.google.com/>.
- [18] OpenAI developer documentation.
<https://platform.openai.com/docs/overview>.
- [19] GPT-models: <https://platform.openai.com/docs/models>

Table 1 Summary of overall accuracy for all experiments with MaterialBENCH.

		Chat3.5	GPT3.5(API)	Chat4	GPT4(API)	Bard
free	dates	2023.11.16		2023.11.16		2023.11.17
	model	gpt-3.5-turbo-1106		gpt-4-1106-preview		
	system statements	none		none		none
	score	0.28		0.64		0.30
choice	dates	2024.1.4	2024.4.18	2023.12.30-2024.1.7	2024.4.18	2023.12.28-12.30
	model	gpt-3.5-turbo-1106	gpt-3.5-turbo-1106	gpt-4-1106-preview	gpt-4-1106-preview	
	system statements	none	none	none	none	none
	score	0.33	0.43/0.39	0.66	0.81/0.70	0.34
	dates		2024.3.4-4.2(gpt-3.5-turbo)		2024.4.11(gpt-4-turbo-preview)	
	model		=gpt-3.5-turbo-0125		=gpt-4-0125-preview	
	system statements		used		used	
	score		0.36/0.32		0.54/0.53	
	dates			2024.4.15-16	2023.3.4-4.2(gpt-4)	
	model			gpt-4-turbo-2024-04-09	=gpt-4-0613	
	system statements			none	used	
	score			0.79	0.41/0.40	

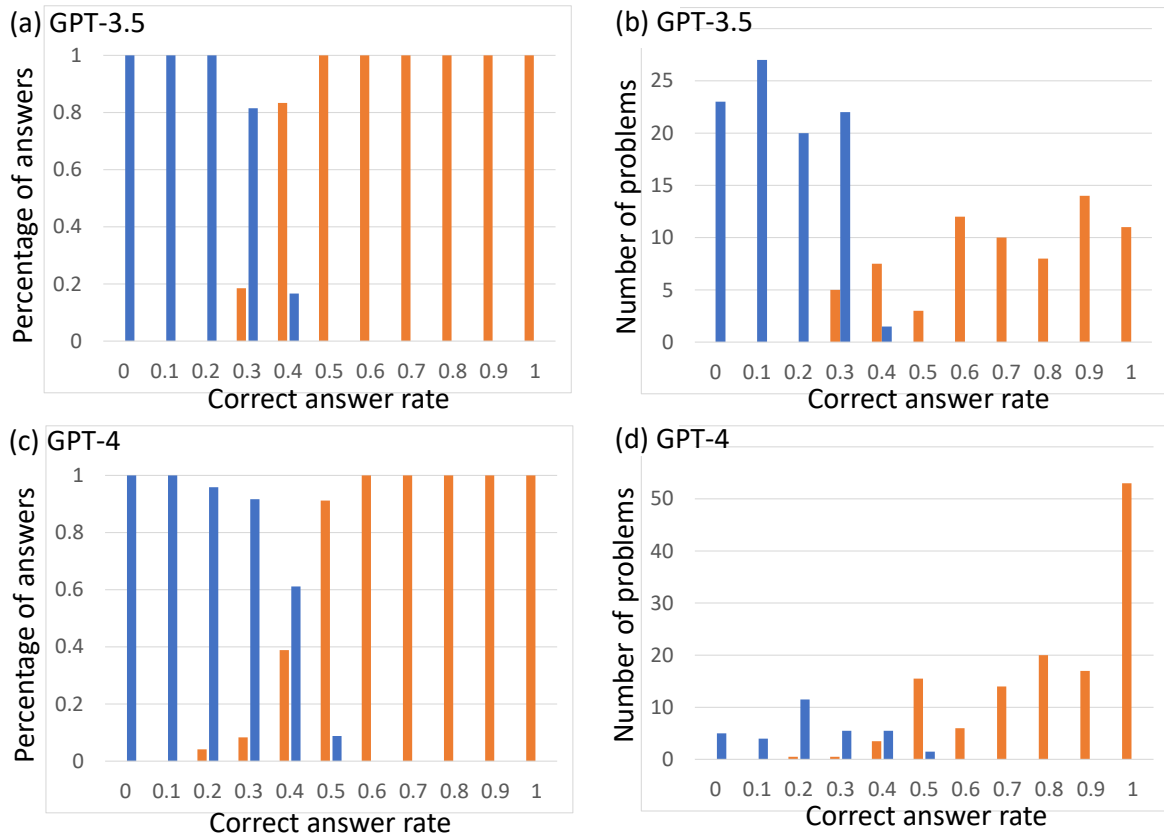


Fig. 1 Histograms of correct answer rate vs. incorrect (blue) and correct (orange) answers by majority vote.



Fig. 2 Correct/incorrect patterns of answer for free-response problems with different models.




Fig. 3 Patterns of correct/incorrect response on multiple-choice problems with different models.

(a)



(b)





Fig. 5 Comparison between correct/incorrect patterns of responses with direct input (ChatGPT) and OpenAI-API for GPT-3.5-base (a) and GPT-4-base (b).

(a) GPT-3.5

without system message (1106)



with system message (0125)



(b) GPT-4

without system message



with system message (0125: upper, 0613: lower)

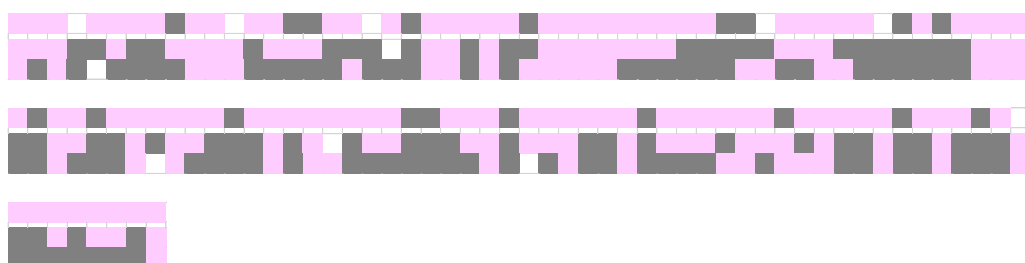


Fig. 6 Comparison between correct/incorrect patterns of responses without and with system message for GPT-3.5 (a) and GPT-4 (b).

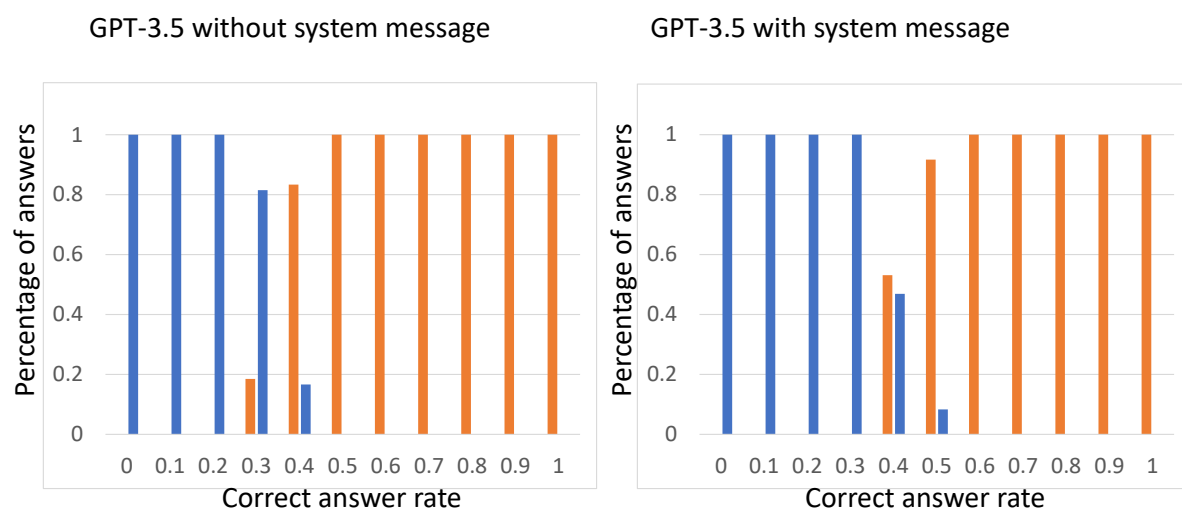


Fig. 7 Comparison of histograms of correct answer rate vs. incorrect (blue) and correct (orange) answers by majority vote, between responses without and with system message for GPT-3.5.