

CCAT: Nonlinear effects in 280 GHz aluminum kinetic inductance detectors

Cody J. Duell^a, Jason Austermann^b, James R. Burgoyne^c, Scott C. Chapman^{c,d,e}, Steve K. Choi^f, Abigail T. Crites^a, Rodrigo G. Freundt^g, Anthony I. Huber^h, Zachary B. Huber^a, Johannes Hubmayr^b, Ben Keller^a, Lawrence T. Lin^a, Alicia M. Middleton^a, Colin C. Murphy^a, Michael D. Niemack^{a,g}, Thomas Nikolaⁱ, Darshan Patel^a, Adrian K. Sinclair^c, Ema Smith^a, Gordon J. Stacey^g, Anna Vaskuri^b, Eve M. Vavagiakis^{j,a}, Michael Vissers^b, Samantha Walker^a, and Jordan Wheeler^b

^aDepartment of Physics, Cornell University, Ithaca, NY, 14853, USA

^bQuantum Sensors Division, National Institute of Standards and Technology, Boulder, CO, 80305, USA

^cDepartment of Physics and Astronomy, University of British Columbia, Vancouver, BC, V6T 1Z4, Canada

^dDepartment of Physics and Atmospheric Science, Dalhousie University, Halifax, NS, B3H 4R2, Canada

^eNational Research Council, Herzberg Astronomy and Astrophysics, Victoria, BC, V9E 2E7, Canada

^fDepartment of Physics and Astronomy, University of California, Riverside, CA, 92521, USA

^gDepartment of Astronomy, Cornell University, Ithaca, NY, 14853, USA

^hDepartment of Physics and Astronomy, University of Victoria, Victoria, BC, V8P 5C2, Canada

ⁱCornell Center for Astrophysics and Planetary Sciences, Cornell University, Ithaca, NY, 14853, USA

^jDepartment of Physics, Duke University, Durham, NC, 27708, USA

ABSTRACT

Prime-Cam, a first-generation science instrument for the Atacama-based Fred Young Submillimeter Telescope, is being built by the CCAT Collaboration to observe at millimeter and submillimeter wavelengths using kinetic inductance detectors (KIDs). Prime-Cam's 280 GHz instrument module will deploy with two aluminum-based KID arrays and one titanium nitride-based KID array, totaling $\sim 10,000$ detectors at the focal plane, all of which have been fabricated and are currently undergoing testing. One complication of fielding large arrays of KIDs under dynamic loading conditions is tuning the detector tone powers to maximize signal-to-noise while avoiding bifurcation due to the nonlinear kinetic inductance. For aluminum-based KIDs, this is further complicated by additional nonlinear effects which couple tone power to resonator quality factors and resonant frequencies. While both nonequilibrium quasiparticle dynamics and two-level system fluctuations have been shown to give rise to qualitatively similar distortions, modeling these effects alongside nonlinear kinetic inductance is inefficient when fitting thousands of resonators on-sky with existing models. For this reason, it is necessary to have a detailed understanding of the nonlinear effects across relevant detector loading conditions, including how they impact on on-sky noise and how to diagnose the detector's relative performance. We present a study of the competing nonlinearities seen in Prime-Cam's 280 GHz aluminum KIDs, with a particular emphasis on the resulting distortions to the resonator line shape and how these impact detector parameter estimation.

Keywords: kinetic inductance detectors, detector arrays, detector nonlinearity, CCAT, Fred Young Submillimeter Telescope, cosmic microwave background, millimeter and submillimeter astrophysics

Send correspondence to C. Duell, E-mail: cjd259@cornell.edu

1. INTRODUCTION

Kinetic inductance detectors (KIDs), a type of frequency-division-multiplexed superconducting resonators,¹ have become an increasingly popular choice in recent years for observing at millimeter and submillimeter wavelengths.²⁻⁷ The CCAT collaboration's Prime-Cam instrument^{8,9} will use KIDs for observing at the Atacama-based Fred Young Submillimeter Telescope (FYST), beginning with three arrays (one TiN and two Al) at 280 GHz. This first module will be followed in the near-term by imaging modules at 350 GHz and 850 GHz, and a spectrometer module, EoR-Spec.^{9,10} As we approach deployment, one of the practical challenges for operation is the distinctive nonlinear response of aluminum KIDs. Resonator nonlinearity occurs when the underlying circuit parameters are sensitive to the internal energy of the resonator. When nearing resonance under these conditions, the increasing absorption of microwave probe tone photons leads to a changing resonator profile even at fixed tone powers.

While many strategies for tone power optimization are built around the well-understood nonlinear kinetic inductance of TiN,¹¹ aluminum KIDs can exhibit additional competing nonlinearity as a result of nonequilibrium quasiparticle dynamics.¹² In Prime-Cam's 280 GHz aluminum KIDs, these competing nonlinearities distort the resonator line shapes even well-below the onset of bifurcation, skewing resonator fits and increasing the noise penalty for sub-optimal tone powers or tone placement. By using information from the full resonator sweep, we can observe the evolution of this detector nonlinearity and better understand the impact on resonator fits and tone optimization.

2. BACKGROUND

As previously described,¹³⁻¹⁵ the first KID arrays for Prime-Cam have already completed production and begun in-lab characterization. The data described here was taken using three witness pixels (five total detectors) fabricated on the same wafer as the first completed Al array in a set-up that allows for measurement with a cryogenic black-body source at a range of base temperatures down to ~ 58 mK. An extensive amount of data has been acquired with the Al witness pixels under a variety of bath temperature, optical loading, and probe tone power conditions.

All five measured resonators are between 500 MHz and 901 MHz. Measured coupling quality factors (Q_c) are in the range of 18,000 to 36,000, and under designed loading conditions, the total quality factor (Q) values are expected to be in the range of 8,000 to 20,000. As is discussed further in section 3, tone power optimization has a significant impact on both the measurable resonator parameters and the observed shape of the resonance circle, particularly at tone powers that are most relevant for operation. Since these effects on the line shape are not easily modeled, they significantly skew any resonator fits to systematically underestimate quality factors and rotate the impedance mismatch angle. Figure 1 shows how going from low powers to higher powers pushes the KID from deeply in the internal quality factor (Q_i) dominated regime ($Q/Q_c < 0.5$) through critical coupling ($Q/Q_c = 0.5$) to the Q_c -dominated regime ($Q/Q_c > 0.5$).

In addition to the tone-power sensitivity, the Al detectors deviate from the equilibrium Mattis-Bardeen evolution with bath temperature by first increasing in resonance frequency (f_0) and Q_i before turning around to a more standard continuous decrease in both parameters. Figure 2 shows this resonator response to changing bath temperatures based on well-fit data, which is, by necessity, 15-20 dB below the optimal operating powers of the resonators. This "under-driving" of the resonators shows most significantly in the plots of the internal resonator loss, Q_i^{-1} (also sometimes written as $\tan\delta_i$), which is much larger and much less consistent between KIDs than it would be under optimal tone powers.

3. DETECTOR NONLINEARITY

When describing resonator behavior, either linear or nonlinear, we are describing a single-pole Lorentzian that is parameterized by the center resonant frequency (f_0) and the total quality factor (Q). For the particular case of a capacitively-coupled resonator, the forward scattering parameter, S_{21} , takes the form

$$S_{21} = 1 - \frac{Q}{Q_c} \frac{1}{1 + 2jQ \frac{f-f_0}{f_0}} = 1 - \frac{Q}{Q_c} \frac{1}{1 + 2jQx}, \quad (1)$$

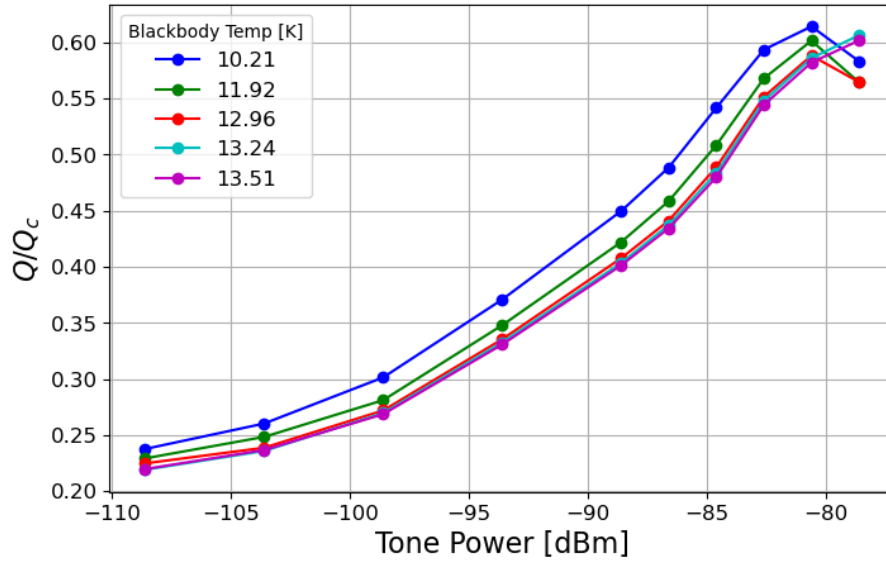


Figure 1. The ratio of the Q/Q_c as a function of estimated probe tone power in dBm. Different colors correspond to cryogenic black-body temperatures and fits at the highest tone powers are somewhat unreliable. The noteworthy aspect here for tone-power optimization is that at each load temperature the changing tone power drives the resonator from being Q_i -dominated ($Q/Q_c < 0.5$) to Q_c -dominated ($Q/Q_c > 0.5$). Resonator noise is higher when operating in the Q_i -dominated regime.

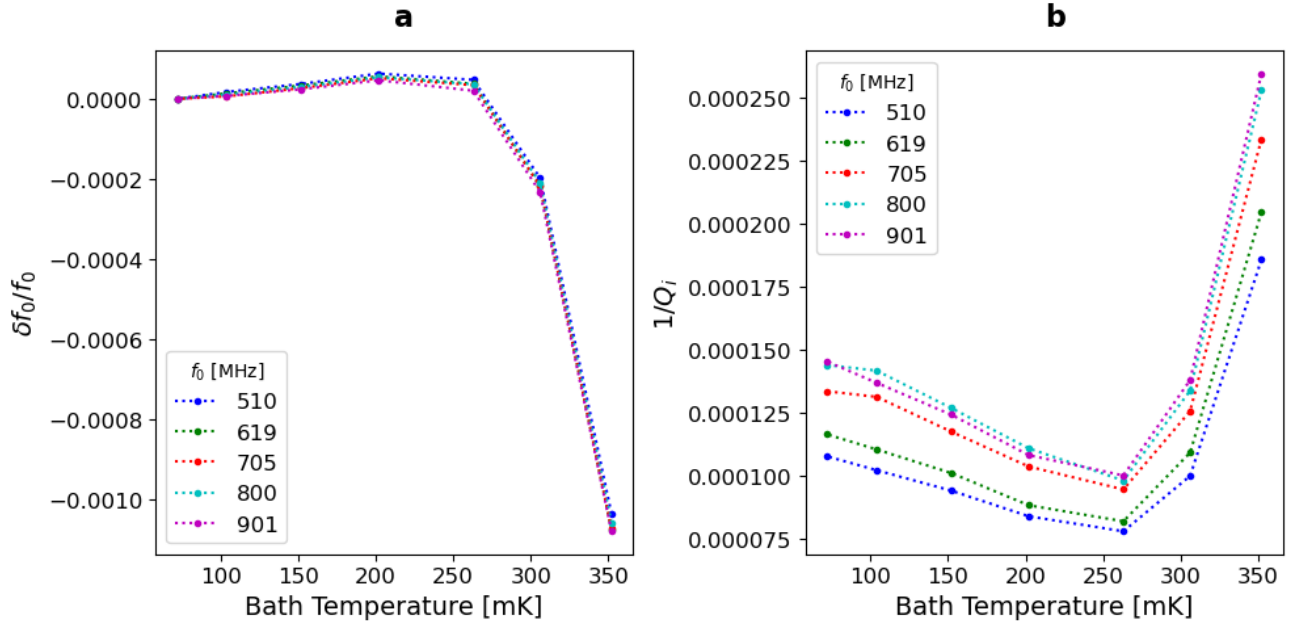


Figure 2. (a) Fractional frequency shift vs. bath temperature based on fitted data from five Al detectors under a 3 K blackbody load and ~ 15 dB below bifurcation for ease of fitting. (b) Internal loss (Q_i^{-1}) vs. bath temperature for the same five resonators. While both parameters are sensitive to tone power, the quality factors are much more-so, causing the relatively wide spread between these detectors.

where Q_c is the coupling quality factor, f is the probe frequency, and $x \equiv \frac{f-f_0}{f_0}$. In the complex, or Argand, plane this traces out a circle of diameter Q/Q_c that is centered at $(1 - \frac{Q}{2Q_c}, 0)$. Given the definitions of Q and S_{21} , we can write the resonator's internal energy, E_r , as

$$E_r = \frac{2Q^2}{Q_c} \frac{1}{1 + 4Q^2x^2} \frac{P_r}{2\pi f_0}, \quad (2)$$

where P_r is the readout tone power. Critically, the probe tone appears here through both the tone power (P_r) and the frequency (through $x = \frac{f-f_0}{f_0}$). In the case of a linear resonator, the parameters f_0 and Q are stationary and each point on the resonance circle can be mapped back to the same values. If instead there is some dependence of circuit parameters on the internal energy, then we can see non-linear behavior where the underlying parameters are changing along with the tone power or frequency. This can be driven by a number of different underlying physical processes (see 3.1) and can give rise to a wide range of behaviors, many of which are described in 16. In general, however, we can refer to nonlinearities as either reactive (where f_0 is changing), dissipative (where Q is changing), or both. Reactive nonlinearities shift the position (often just referred to as the phase) on the resonance circle, while dissipative nonlinearities change the diameter of the circle and the circle-phase relationship to f .

3.1 Types of Nonlinearities

The most well-understood form of nonlinearity in KIDs is the nonlinear kinetic inductance,¹¹ which results from a higher-order dependence on current in the kinetic inductance. This is a purely reactive nonlinearity, and, when viewed on the resonance circle at higher powers, appears as a lopsided jump in phase with no change in the circle diameter. The asymmetry is caused by f_0 shifting monotonically to lower frequencies as the resonator energy increases. As f approaches f_0 from below ($x < 0$), x^2 decreases and E_r rises, pulling f_0 down in frequency at an increasing rate until eventually we jump over the center frequency and x^2 begins to increase again. On the high frequency side of the resonance, where $x > 0$, the resonator relaxes back into its higher frequency state as E_r decreases, following the probe tone and causing the phase to evolve more slowly than it would otherwise. Most critically, at high tone powers the nonlinear kinetic inductance causes the resonator state to "bifurcate" as the system discontinuously jumps between different possible resonator states, setting a practical upper limit on tone powers.

Another source of nonlinearity with a well-defined impact is loss to two-level systems (TLS)^{17,18} in the dielectric. At very low temperatures and tone powers, TLS fluctuations increase the overall loss, decreasing the Q . Crucially, this effect is reduced at higher temperatures and powers. The latter of these allows for nonlinear feedback. As the power stored in the TLS increases, the Q likewise increases such that the circle diameter reaches a maximum on resonance. This can cause the resonance circle to take on an oblong shape, appearing squashed on the sides. This effect is generally quite small by design, as the total loss is the sum of several contributions, chiefly the coupling loss (loss to the readout line), the loss to the quasiparticle system, and the TLS loss. Detectors are designed to operate in regimes dominated by coupling loss or quasiparticle loss.

Finally, quasiparticle absorption of microwave photons has been shown to lead to strongly nonlinear behavior.^{12,19} By driving quasiparticles out of thermal equilibrium, sub-gap microwave photons push the system away from the expected Fermi-Dirac distribution, as well as explicitly altering the density of states. Both of these appear when calculating the AC conductivity from the Mattis-Bardeen equations, allowing for tone power to alter the conductivity in both reactive and dissipative manners. While calculating these effects is beyond the scope of this work, we briefly describe the two scenarios that can be observed, which correspond to an effective "heating" or "cooling" of the quasiparticle system. For more detailed discussion of this approach, refer to 20–23. It should be noted that, while these scenarios are observed in 19 to occur at different temperature regimes, they are sufficiently complicated that either "heating" or "cooling" can occur at a wide range of temperatures. In the case of quasiparticle cooling, quasiparticles are excited by the probe tone to recombine more rapidly than they would otherwise, causing a reduction in both loss (increase in Q) and kinetic inductance (increase in f_0). The increase in Q causes the diameter of the circle to increase as you approach resonance, while the increase in f_0 causes the probe frequency to approach resonance more slowly from below and more rapidly from above, leading to an asymmetry. In the case of quasiparticle heating, the excess energy in the quasiparticle system instead

suppresses recombination, causing an increase in both loss and inductance in a manner similar to above-gap pair-breaking radiation. Decreasing the Q in this case squashes the resonance circle in the opposite manner to above, meaning that the diameter is at a minimum when on resonance. Decreasing the resonance frequency causes an effect similar to the nonlinear kinetic inductance, resulting in an asymmetry in the resonance circle of the same manner.

Since the kinetic inductance nonlinearity is monotonic and well-understood, we can account for it in a relatively straightforward manner when fitting a resonator.^{11,24} This is the case for Prime-Cam's TiN KIDs.¹³ In cases where multiple observable nonlinearities arise from different, potentially opposing physical effects, this modeling becomes more difficult. For the Al KIDs these effects are severe enough to significantly alter the observed resonator profile and bias fits using either a standard linear model or a model incorporating nonlinear kinetic inductance. As such, it is useful to "unwrap" the resonance circle to show what nonlinearities most significantly impact the observed resonator shape.

4. UNWRAPPING THE RESONANCE CIRCLE

When we take an S_{21} trace near resonance, the equation that we are effectively measuring as a function of frequency $\omega = \omega_0(1 + x)$ is²⁵

$$S_{21} = A(\omega)e^{j\theta(\omega)} \left(1 - \frac{Q}{Q_e} \frac{1}{1 + 2jQx} \right), \quad (3)$$

where $A(\omega)e^{j\theta(\omega)}$ is a frequency-dependent complex normalization and Q_e is a generalized complex version of Q_c that allows for an additional rotation due to mismatches in the resonator and feedline impedance. Beginning from a measurement of S_{21} , if we remove the factors that arise from the environment (i.e. the cables, amplifiers, etc.) and the impedance mismatch (the rotation angle of the external quality factor, Q_e), we can arrive back at the pure resonator expression. Shifting our anchor point to the origin for convenience, we can rewrite this expression (which we call \hat{s}_{res}) in terms of the two parameters that ought to be linear:

$$\begin{aligned} \hat{s}_{res} = 1 - S_{21, res} &= \frac{Q}{|Q_e|} \frac{1}{1 + 2jQ \frac{\omega - \omega_0}{\omega_0}} \\ &= \frac{q_r(\omega)}{1 + 2jy(\omega)}. \end{aligned} \quad (4)$$

Here, $q_r = Q/|Q_e|$ is the diameter of the resonance circle (related to the dip depth) and $y = Q \frac{\omega - \omega_0}{\omega_0} = Qx$ is the distance from the center frequency as measured in line-widths. For a linear resonator, q_r will be constant and y will be linear in frequency with the slope set by the Q and the zero value set by $\omega_0 = 2\pi f_0$. With the environment and impedance mismatch accounted for, we can convert a position in the complex plane to an implied q_r and y , thus, we can use these to fit for Q , f_0 , and $|Q_e|$. From Equation 4, we can calculate

$$y(\omega) = -\frac{1}{2} \frac{\Im(\hat{s}_{res})}{\Re(\hat{s}_{res})} \quad (5)$$

and

$$q_r(\omega) = \left[1 + \left(\frac{\Im(\hat{s}_{res})}{\Re(\hat{s}_{res})} \right)^2 \right] \Re(\hat{s}_{res}), \quad (6)$$

where $\Re(\hat{s}_{res})$ and $\Im(\hat{s}_{res})$ are the real and imaginary parts of \hat{s}_{res} , respectively. Using these expressions to identify trends in Q and f_0 does require a good estimation of and proper accounting for environmental effects. Additionally, the appearance of $\Re(\hat{s}_{res})$ in the denominator of both Equation 5 and Equation 6 means that the impacts of noise on calculated parameters becomes much larger for smaller resonance circles or farther away from resonance.

One final improvement to separating out reactive and dissipative nonlinearities in these plots is to plot $y_c = y/q_r = Q_c \frac{\omega - \omega_0}{\omega_0}$ rather than y , since Q_c generally should not change with tone power. We can think of this as now measuring the distance in terms of coupling line widths rather than resonator line widths. This is particularly useful in the presence of a dissipative nonlinearity when the resonator is more strongly Q_i -limited than in the data presented here, such as at higher bath temperatures or optical loading.

5. NONLINEARITY MEASUREMENTS

Turning our attention to the data, in Figures 3 and 4 we can see the behavior of an Al KID under relevant loading conditions of ~ 5 pW. Even before moving to the nonlinearity parameters, it is possible to see the distortions in the Argand plane that are signatures of both nonlinear kinetic inductance and quasiparticle “cooling.” The resonance circle is expanding and pinching asymmetrically on the sides, while at the highest powers we see nonlinear kinetic inductance causing bifurcation.

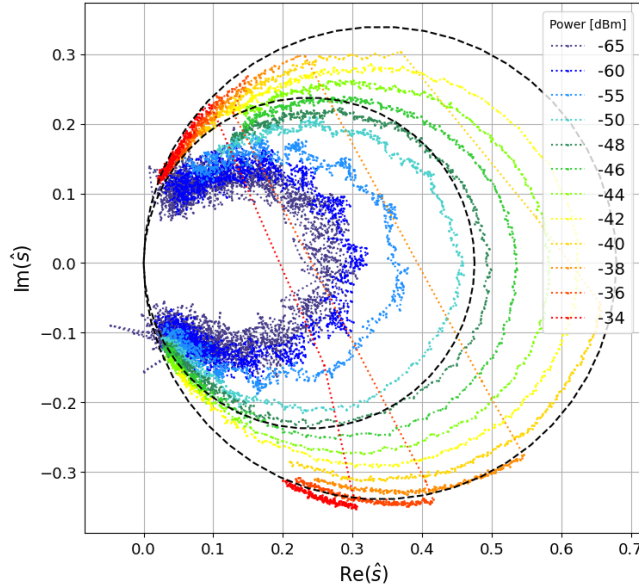


Figure 3. Shifted resonance circles as a function of raw tone power for an Al detector. We can immediately see the interplay of the competing nonlinearities. The resonance circle is squashed into an asymmetric “tear-drop” shape at higher powers and the diameter increases significantly with tone power. The dashed circles are included for visual reference.

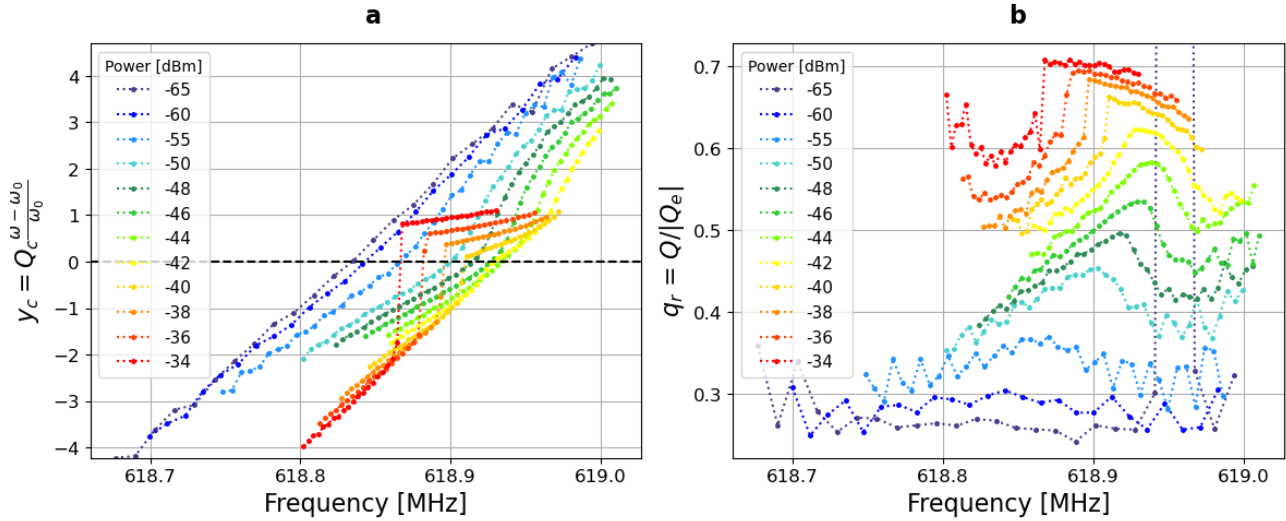


Figure 4. Plots of y_c (a) and q_r (b) from previous Al resonance circles with both reactive and dissipative nonlinearities. You can see a transition between nonlinear effects as the deformation in y_c changes directions with increasing power. Similar plots for TiN are presented in 26.

Things become more clear in Figure 4, which shows q_r and y_c . In y_c it is clear that the coupling Q is not

changing dramatically as the resonator is being driven between two parallel states. At low powers, we observe a deformation that is similar to that seen from nonlinear kinetic inductance, except that this nonlinearity is occurring in the opposite direction. At higher powers, we observe the nonlinear kinetic inductance begin to flatten the response and eventually drive the resonant frequency back down in the opposite direction. This is corroborated by the plot of q_r , which shows the resonator beginning in a strongly Q_i -dominated regime and continually driven up into a strongly Q_c -dominated regime. We also see which way the resonance is being pushed by the asymmetry in q_r , where at lower powers there is a gradual increase in Q as we approach the center frequency, followed by a sharper drop off after passing it, as the resonator snaps back to its low power, low frequency state. At high powers however, the opposite occurs, the resonance is pulled down sharply and then follows the probe tone gradually as is typical of the kinetic inductance non-linearity. Crucially, we see that the quasiparticle nonlinearity is not quite saturating at higher powers, but is lessened as we become Q_c -limited and the nonlinear kinetic inductance drives y in the opposite direction. Lastly, a careful examination of these plots point towards probing the detectors on the high frequency side of resonance as the enhanced slope in the plots of y_c prior to bifurcation reveal how the quasiparticle nonlinearity can serve to amplify the signal from incident power.

6. CONCLUSION

We showed here a method of using the complex S_{21} data from the full resonator trace to interpret and fit highly nonlinear resonator behavior, though this requires accurate correction of the environmental components (i.e. the cable delay, loop gain, and rotation from impedance mismatches) of the trace. We can use these plots with good constraints on the environment and Q_c values to immediately estimate f_0 and Q . Looking at Prime-Cam’s Al KIDs as described here gives a qualitative picture of how the competing kinetic inductance and quasiparticle nonlinearities affect the line shape under realistic operating conditions from roughly 5–9 pW. At tone powers well below bifurcation due to nonlinear kinetic inductance, the resonator Q is significantly reduced and f_0 is shifted down. With increasing tone power (until near bifurcation), both Q and f_0 increase though the resonance circle becomes asymmetrically compressed on the sides off-resonance. By better understanding the behavior in this way, we can develop strategies for how to best account for it in parameter estimation and probe tone placement.

ACKNOWLEDGMENTS

The CCAT project, FYST and Prime-Cam instrument have been supported by generous contributions from the Fred M. Young, Jr. Charitable Trust, Cornell University, and the Canada Foundation for Innovation and the Provinces of Ontario, Alberta, and British Columbia. The construction of the FYST telescope was supported by the Großgeräte-Programm of the German Science Foundation (Deutsche Forschungsgemeinschaft, DFG) under grant INST 216/733-1 FUGG, as well as funding from Universität zu Köln, Universität Bonn and the Max Planck Institut für Astrophysik, Garching. ZBH was supported by a NASA Space Technology Graduate Research Opportunity. MN acknowledges support from NSF grant AST-2117631. SW acknowledges support from the Cornell CURES fellowship.

REFERENCES

- [1] Day, P. K., LeDuc, H. G., Mazin, B. A., Vayonakis, A., and Zmuidzinas, J., “A broadband superconducting detector suitable for use in large arrays,” *Nature* **425**, 817–821 (Oct. 2003). Number: 6960 Publisher: Nature Publishing Group.
- [2] Monfardini, A., Benoit, A., Bidaud, A., Swenson, L., Cruciani, A., Camus, P., Hoffmann, C., Désert, F. X., Doyle, S., Ade, P., Mauskopf, P., Tucker, C., Roesch, M., Leclercq, S., Schuster, K. F., Endo, A., Baryshev, A., Baselmans, J. J. A., Ferrari, L., Yates, S. J. C., Bourrion, O., Macias-Perez, J., Vescovi, C., Calvo, M., and Giordano, C., “A DUAL-BAND MILLIMETER-WAVE KINETIC INDUCTANCE CAMERA FOR THE IRAM 30 m TELESCOPE,” *The Astrophysical Journal Supplement Series* **194**, 24 (May 2011). Publisher: The American Astronomical Society.

- [3] Adam, R., Adane, A., Ade, P. a. R., André, P., Andrianasolo, A., Aussel, H., Beelen, A., Benoît, A., Bideaud, A., Billot, N., Bourrion, O., Bracco, A., Calvo, M., Catalano, A., Coiffard, G., Comis, B., Petris, M. D., Désert, F.-X., Doyle, S., Driessen, E. F. C., Evans, R., Goupy, J., Kramer, C., Lagache, G., Leclercq, S., Leggeri, J.-P., Lestrade, J.-F., Macías-Pérez, J. F., Mauskopf, P., Mayet, F., Maury, A., Monfardini, A., Navarro, S., Pascale, E., Perotto, L., Pisano, G., Ponthieu, N., Revéret, V., Rigby, A., Ritacco, A., Romero, C., Roussel, H., Ruppín, F., Schuster, K., Sievers, A., Triqueneaux, S., Tucker, C., and Zylka, R., “The NIKA2 large-field-of-view millimetre continuum camera for the 30 m IRAM telescope,” *Astronomy & Astrophysics* **609**, A115 (Jan. 2018). Publisher: EDP Sciences.
- [4] Paiella, A., Battistelli, E. S., Castellano, M. G., Colantoni, I., Columbro, F., Coppolecchia, A., D’Alessandro, G., Bernardis, P. d., Gordon, S., Lamagna, L., Mani, H., Masi, S., Mauskopf, P., Pettinari, G., Piacentini, F., and Presta, G., “Kinetic Inductance Detectors and readout electronics for the OLIMPO experiment,” *Journal of Physics: Conference Series* **1182**, 012005 (Feb. 2019). Publisher: IOP Publishing.
- [5] Brien, T. L. R., Ade, P. A. R., Barry, P. S., Castillo-Domínguez, E., Ferrusca, D., Gascard, T., Gómez, V., Hargrave, P. C., Hornsby, A. L., Hughes, D., Pascale, E., Parrienen, J. D. A., Perez, A., Rowe, S., Tucker, C., González, S. V., and Doyle, S. M., “MUSCAT: the Mexico-UK Sub-Millimetre Camera for Astronomy,” in [*Millimeter, Submillimeter, and Far-Infrared Detectors and Instrumentation for Astronomy IX*], **10708**, 173–181, SPIE (July 2018).
- [6] Dober, B. J., Ade, P. A. R., Ashton, P., Angilè, F. E., Beall, J. A., Becker, D., Bradford, K. J., Che, G., Cho, H.-M., Devlin, M. J., Fissel, L. M., Fukui, Y., Galitzki, N., Gao, J., Groppi, C. E., Hillbrand, S., Hilton, G. C., Hubmayr, J., Irwin, K. D., Klein, J., Lanen, J. V., Li, D., Li, Z.-Y., Lourie, N. P., Mani, H., Martin, P. G., Mauskopf, P., Nakamura, F., Novak, G., Pappas, D. P., Pascale, E., Santos, F. P., Savini, G., Scott, D., Stanchfield, S., Ullom, J. N., Underhill, M., Vissers, M. R., and Ward-Thompson, D., “The next-generation BLASTPol experiment,” in [*Millimeter, Submillimeter, and Far-Infrared Detectors and Instrumentation for Astronomy VII*], **9153**, 137–148, SPIE (July 2014).
- [7] Wilson, G. W., Abi-Saad, S., Ade, P., Aretxaga, I., Austermann, J., Ban, Y., Bardin, J., Beall, J., Berthoud, M., Bryan, S., Bussan, J., Castillo, E., Chavez, M., Contente, R., DeNigris, N. S., Dober, B., Eiben, M., Ferrusca, D., Fissel, L., Gao, J., Golec, J. E., Golina, R., Gomez, A., Gordon, S., Gutermuth, R., Hilton, G., Hosseini, M., Hubmayr, J., Hughes, D., Kuczarski, S., Lee, D., Lunde, E., Ma, Z., Mani, H., Mauskopf, P., McCrackan, M., McKenney, C., McMahan, J., Novak, G., Pisano, G., Pope, A., Ralston, A., Rodriguez, I., Sánchez-Argüelles, D., Schloerb, F. P., Simon, S., Sinclair, A., Souccar, K., Campos, A. T., Tucker, C., Ullom, J., Camp, E. V., Lanen, J. V., Velazquez, M., Vissers, M., Weeks, E., and Yun, M. S., “The TolTEC camera: an overview of the instrument and in-lab testing results,” in [*Millimeter, Submillimeter, and Far-Infrared Detectors and Instrumentation for Astronomy X*], **11453**, 1145302, SPIE (Dec. 2020).
- [8] Vavagiakis, E. M., Ahmed, Z., Ali, A., Basu, K., Battaglia, N., Bertoldi, F., Bond, R., Bustos, R., Chapman, S. C., Chung, D., Coppi, G., Cothard, N. F., Dicker, S., Duell, C. J., Duff, S. M., Erler, J., Fich, M., Galitzki, N., Gallardo, P. A., Henderson, S. W., Herter, T. L., Hilton, G., Hubmayr, J., Irwin, K. D., Koopman, B. J., McMahan, J., Murray, N., Niemack, M. D., Nikola, T., Nolta, M., Orłowski-Scherer, J., Parshley, S. C., Riechers, D. A., Rossi, K., Scott, D., Sierra, C., Silva-Feaver, M., Simon, S. M., Stacey, G. J., Stevens, J. R., Ullom, J. N., Vissers, M. R., Walker, S., Wollack, E. J., Xu, Z., and Zhu, N., “Prime-Cam: a first-light instrument for the CCAT-prime telescope,” in [*Millimeter, Submillimeter, and Far-Infrared Detectors and Instrumentation for Astronomy IX*], **10708**, 375–390, SPIE (July 2018).
- [9] Choi, S. K., Austermann, J., Basu, K., Battaglia, N., Bertoldi, F., Chung, D. T., Cothard, N. F., Duff, S., Duell, C. J., Gallardo, P. A., Gao, J., Herter, T., Hubmayr, J., Niemack, M. D., Nikola, T., Riechers, D., Rossi, K., Stacey, G. J., Stevens, J. R., Vavagiakis, E. M., Vissers, M., and Walker, S., “Sensitivity of the Prime-Cam Instrument on the CCAT-Prime Telescope,” *Journal of Low Temperature Physics* **199**, 1089–1097 (May 2020).
- [10] Collaboration, C.-P., Aravena, M., Austermann, J. E., Basu, K., Battaglia, N., Beringue, B., Bertoldi, F., Bigiel, F., Bond, J. R., Breyse, P. C., Broughton, C., Bustos, R., Chapman, S. C., Charmentant, M., Choi, S. K., Chung, D. T., Clark, S. E., Cothard, N. F., Crites, A. T., Dev, A., Douglas, K., Duell, C. J., Dünner, R., Ebina, H., Erler, J., Fich, M., Fissel, L. M., Foreman, S., Freundt, R. G., Gallardo, P. A., Gao, J., García, P., Giovanelli, R., Golec, J. E., Groppi, C. E., Haynes, M. P., Henke, D., Hensley, B., Herter, T., Higgins, R., Hložek, R., Huber, A., Huber, Z., Hubmayr, J., Jackson, R., Johnstone, D., Karoumpis, C.,

- Keating, L. C., Komatsu, E., Li, Y., Magnelli, B., Matthews, B. C., Mauskopf, P. D., McMahon, J. J., Meerburg, P. D., Meyers, J., Muralidhara, V., Murray, N. W., Niemack, M. D., Nikola, T., Okada, Y., Puddu, R., Riechers, D. A., Rosolowsky, E., Rossi, K., Rotermund, K., Roy, A., Sadavoy, S. I., Schaaf, R., Schilke, P., Scott, D., Simon, R., Sinclair, A. K., Sivakoff, G. R., Stacey, G. J., Stutz, A. M., Stutzki, J., Tahani, M., Thanjavur, K., Timmermann, R. A., Ullom, J. N., Engelen, A. v., Vavagiakis, E. M., Vissers, M. R., Wheeler, J. D., White, S. D. M., Zhu, Y., and Zou, B., “CCAT-prime Collaboration: Science Goals and Forecasts with Prime-Cam on the Fred Young Submillimeter Telescope,” *The Astrophysical Journal Supplement Series* **264**, 7 (Dec. 2022). Publisher: The American Astronomical Society.
- [11] Swenson, L. J., Day, P. K., Eom, B. H., Leduc, H. G., Llombart, N., McKenney, C. M., Noroozian, O., and Zmuidzinas, J., “Operation of a titanium nitride superconducting microresonator detector in the nonlinear regime,” *Journal of Applied Physics* **113**, 104501 (Mar. 2013).
- [12] de Visser, P. J., Yates, S. J. C., Guruswamy, T., Goldie, D. J., Withington, S., Neto, A., Llombart, N., Baryshev, A. M., Klapwijk, T. M., and Baselmans, J. J. A., “The non-equilibrium response of a superconductor to pair-breaking radiation measured over a broad frequency band,” *Applied Physics Letters* **106**, 252602 (June 2015).
- [13] Choi, S. K., Duell, C. J., Austermann, J., Cothard, N. F., Gao, J., Freundt, R. G., Groppi, C., Herter, T., Hubmayr, J., Huber, Z. B., Keller, B., Li, Y., Mauskopf, P., Niemack, M. D., Nikola, T., Rossi, K., Sinclair, A., Stacey, G. J., Vavagiakis, E. M., Vissers, M., Tucker, C., Weeks, E., and Wheeler, J., “CCAT-Prime: Characterization of the First 280 GHz MKID Array for Prime-Cam,” *Journal of Low Temperature Physics* **209**, 849–856 (Dec. 2022).
- [14] Austermann, J. E., Beall, J., Gao, J., Hubmayr, J., Ullom, J., Vissers, M., and Wheeler, J., “Aluminum-based millimeter-wave kinetic inductance detectors on 150 mm diameter substrates,” in [*Millimeter, Submillimeter, and Far-Infrared Detectors and Instrumentation for Astronomy XI*], **PC12190**, PC121900X, SPIE (Aug. 2022).
- [15] Duell, C. J., Austermann, J., Beall, J., Burgoyne, J. R., Chapman, S. C., Choi, S. K., Freundt, R. G., Gao, J., Groppi, C., Huber, A. I., Huber, Z. B., Hubmayr, J., Keller, B., Li, Y., Lin, L. T., Matthewson, J., Mauskopf, P., Middleton, A., Murphy, C. C., Niemack, M. D., Nikola, T., Sinclair, A. K., Smith, E., van Lanen, J., Vaskuri, A., Vavagiakis, E. M., Vissers, M., Walker, S., Wheeler, J., and Zou, B., “CCAT: Comparisons of 280 GHz TiN and Al Kinetic Inductance Detector Arrays,” (June 2024). Publication Title: arXiv e-prints ADS Bibcode: 2024arXiv240606828D.
- [16] Thomas, C. N., Withington, S., Sun, Z., Skyrme, T., and Goldie, D. J., “Nonlinear effects in superconducting thin film microwave resonators,” *New Journal of Physics* **22**, 073028 (July 2020). Publisher: IOP Publishing.
- [17] Gao, J., Daal, M., Martinis, J. M., Vayonakis, A., Zmuidzinas, J., Sadoulet, B., Mazin, B. A., Day, P. K., and Leduc, H. G., “A semiempirical model for two-level system noise in superconducting microresonators,” *Applied Physics Letters* **92**, 212504 (May 2008).
- [18] Pappas, D. P., Vissers, M. R., Wisbey, D. S., Kline, J. S., and Gao, J., “Two Level System Loss in Superconducting Microwave Resonators,” *IEEE Transactions on Applied Superconductivity* **21**, 871–874 (June 2011). Conference Name: IEEE Transactions on Applied Superconductivity.
- [19] de Visser, P., Goldie, D., Diener, P., Withington, S., Baselmans, J., and Klapwijk, T., “Evidence of a Nonequilibrium Distribution of Quasiparticles in the Microwave Response of a Superconducting Aluminum Resonator,” *Physical Review Letters* **112**, 047004 (Jan. 2014). Publisher: American Physical Society.
- [20] Goldie, D. J. and Withington, S., “Non-equilibrium superconductivity in quantum-sensing superconducting resonators,” *Superconductor Science and Technology* **26**, 015004 (Nov. 2012). Publisher: IOP Publishing.
- [21] Guruswamy, T., Goldie, D. J., and Withington, S., “Quasiparticle generation efficiency in superconducting thin films,” *Superconductor Science and Technology* **27**, 055012 (Mar. 2014). Publisher: IOP Publishing.
- [22] Thomas, C. N., Withington, S., and Goldie, D. J., “Electrothermal model of kinetic inductance detectors,” *Superconductor Science and Technology* **28**, 045012 (Feb. 2015). Publisher: IOP Publishing.
- [23] Semenov, A. V., Devyatov, I. A., de Visser, P. J., and Klapwijk, T. M., “Coherent Excited States in Superconductors due to a Microwave Field,” *Physical Review Letters* **117**, 047002 (July 2016). Publisher: American Physical Society.
- [24] Walker, S., *Development of Superconducting Detectors for Millimeter-Wave Astronomy and Cosmology*, PhD dissertation, University of Colorado Boulder (2023).

- [25] Mauskopf, P. D., “Transition Edge Sensors and Kinetic Inductance Detectors in Astronomical Instruments,” *Publications of the Astronomical Society of the Pacific* **130**, 082001 (June 2018). Publisher: The Astronomical Society of the Pacific.
- [26] Duell, C. J., *Superconducting Microwave Resonators for Cosmology and Astrophysics with CCAT*, PhD dissertation, Cornell University (2024).