

FC-KAN: FUNCTION COMBINATIONS IN KOLMOGOROV-ARNOLD NETWORKS

A PREPRINT

 **Hoang-Thang Ta**

Department of Information Technology, Dalat University
Lam Dong, Vietnam
thangth@dlu.edu.vn

 **Duy-Quy Thai**

Department of Information Technology, Dalat University
Lam Dong, Vietnam
quytd@dlu.edu.vn

 **Abu Bakar Siddiqur Rahman**

College of Information Science and Technology, University of Nebraska Omaha
Nebraska, USA
abubakarsiddiqurra@unomaha.edu

 **Grigori Sidorov**

Centro de Intestigacion en Computacion (CIC), Instituto Politécnico Nacional (IPN)
CDMX, Mexico
grigori@cic.ipn.mx

 **Alexander Gelbukh**

Centro de Intestigacion en Computacion (CIC), Instituto Politécnico Nacional (IPN)
CDMX, Mexico
gelbukh@cic.ipn.mx

October 15, 2024

ABSTRACT

In this paper, we introduce FC-KAN, a Kolmogorov-Arnold Network (KAN) that leverages combinations of popular mathematical functions such as B-splines, wavelets, and radial basis functions on low-dimensional data through element-wise operations. We explore several methods for combining the outputs of these functions, including sum, element-wise product, the addition of sum and element-wise product, representations of quadratic and cubic functions, concatenation, linear transformation of the concatenated output, and others. In our experiments, we compare FC-KAN with a multi-layer perceptron network (MLP) and other existing KANs, such as BSRBF-KAN, EfficientKAN, FastKAN, and FasterKAN, on the MNIST and Fashion-MNIST datasets. A variant of FC-KAN, which uses a combination of outputs from B-splines and Difference of Gaussians (DoG) in the form of a quadratic function, outperformed all other models on the average of 5 independent training runs. We expect that FC-KAN can leverage function combinations to design future KANs. Our repository is publicly available at: https://github.com/hoangthangta/FC_KAN.

Keywords Kolmogorov Arnold Networks · function combinations · B-splines · wavelets · radial basis functions

1 Introduction

The work by Liu et al. [1, 2] helped to revive the usage of the Kolmogorov-Arnold representation theorem (KART) in neural networks. They highlighted the use of learnable activation functions as "edges" to fit training data better, in contrast to the traditional use of fixed activation functions as "nodes" in multi-layer perceptrons (MLPs). The foundation of KANs is based on KART, which was developed to address Hilbert’s 13th problem [3], specifically, the statement, “*Prove that the equation of seventh degree $x^7 + ax^3 + bx^2 + cx + 1 = 0$ is not solvable by means of any continuous functions of only two variables*”. KART asserts that any continuous function of multiple variables can be represented as a sum of continuous functions of a single variable [4]. Motivated by this idea, numerous researchers have worked on creating different types of KANs utilizing widely known polynomials and basis functions.

While these works use a single function (not mentioning activation functions) in constructing KANs [5, 6, 7, 8], there are a few ones using function combinations [9, 10, 11, 2]. In several works that designed MLP-based neural networks, the function combinations typically occur in activation functions to improve model performance and stability [12, 13, 14]. In KANs, the combinations occur directly on the functions used to fit input data, rather than through activation functions. For instance, BSRBF-KAN [9], which combines B-splines and Gaussian Radial Basis Functions (GRBFs) in all network layers. However, the authors only applied addition operations to data tensors without incorporating element-wise multiplications, which we believe does not effectively capture data features. Additionally, element-wise multiplications may lead to memory issues or slow calculations when performed on high-dimensional data. While Liu et al. [2] used element-wise multiplications alongside additions in MultKAN to enhance data capture, their focus was limited to small-scale examples.

With the purpose of exploiting data features efficiently, we propose a novel KAN, FC-KAN (Function Combinations in Kolmogorov-Arnold Networks), which leverages various functions to capture input data throughout the network layers and combines them in low-dimensional spaces, such as the output layer, using various methods mainly based on element-wise operations, including sum, product, the combination of sum and product, representations of quadratic and cubic functions, and concatenation. We avoid using a higher-degree function due to their increased computational demands on data tensors, which can lead to memory errors. As a result, the model is able to capture more data features, leading to improved performance on the MNIST and Fashion-MNIST datasets compared to other KAN networks. Additionally, employing n-degree functions aligns with the core concept of KAN, where they are used both to capture input data and to represent data features in the output. We expect this exciting development to drive the proliferation of basis function combinations in neural networks. In summary, our main contributions are:

- Construct FC-KAN to demonstrate the effectiveness of function combinations through various methods applied to low-dimensional data, such as model outputs.
- Compare combination methods on the function outputs using mainly element-wise operations to search for proper methods.

Aside from this section, the paper is organized as follows: Section 2 discusses related work on KART and KANs. Section 3 details our methodology, covering KART, the design of the KAN architecture, several existing KANs, and FC-KAN. Section 4 presents our experiments, comparing FC-KAN variants with MLP and other existing KANs using data from the MNIST and Fashion-MNIST datasets. Additionally, this section includes a comparison of combination methods within FC-KAN. We address some limitations of our study in Section 5. Lastly, Section 6 offers our conclusions and potential directions for future research.

2 Related Works

2.1 KART and KAN

In 1957, Kolmogorov provided a proof to Hilbert’s 13th problem by showing that any multivariate continuous function can be expressed as a combination of single-variable functions and additions, a concept known as KART [4, 15]. This theorem has been utilized in many studies to develop neural networks [16, 17, 18, 19, 20, 21]. However, there is an ongoing debate about the applicability of KART in neural network design. Girosi and Poggio [22] argued that KART’s relevance to neural networks is questionable because the inner function $\phi_{q,d}$ in Equation (1) may be highly non-smooth [23], which could hinder f from being smooth—a key attribute for generalization and noise resistance in neural networks. Conversely, Kůrková [24] contended that KART is applicable to neural networks, showing that linear combinations of affine functions can effectively approximate all single-variable functions using certain sigmoidal functions.

Despite the long history of KART’s application in neural networks, it had not garnered significant attention in the research community until the recent study by Liu et al. [1]. They suggested moving away from strict adherence to KART and generalizing it to develop KANs with additional neurons and layers. Our intuition aligns with this perspective as it helps to mitigate the issue of non-smooth functions when applying KART to neural networks. Consequently, KANs have the potential to outperform MLPs in both accuracy and interpretability for small-scale AI + Science tasks. However, the resurgence of KANs has also faced criticism from Dhiman [25], who argue that KANs are essentially MLPs with spline-based activation functions, in contrast to traditional MLPs with fixed activation functions.

By introducing a new perspective to the scientific community in the new design of neural networks, KANs inspired many works to prove their effectiveness by topics, including expensive problems [26], keyword spotting [27], mechanics problems [28], quantum computing [29, 30, 31], survival analysis [32], time series forecasting [33, 34, 35, 36, 37], and vision tasks [38, 39, 40]. Also, many novel KANs utilize well-known mathematical functions, particularly those capable of handling curves, such as B-Splines [41] (Original KAN [1], EfficientKAN¹, BSRBF-KAN [9]), Gaussian Radial Basis Functions (GRBFs) (FastKAN [5], DeepOKAN [28], BSRBF-KAN [9]), Reflection SWITCH Activation Function (RSWAF) in FasterKAN [6], Chebyshev polynomials (TorchKAN [42], Chebyshev KAN [8]), Legendre polynomials (TorchKAN [42]), Fourier transform (FourierKAN², FourierKAN-GCF [43]), wavelets [7, 44], and other polynomial functions [45].

2.2 Function combinations in KANs and other neural networks

Several works utilize the function combinations to design novel KANs. Ta [9] mentioned the combination of functions – B-Splines and radial basis functions – in designing KANs. Their BSRBF-KAN showed better convergence on the training data for MNIST and Fashion-MNIST. Liu et al. [2] introduced MultKAN, which consists of multiplication operations to capture multiplicative structures in data better. Unlike KAN [1], which directly copies nodes, MultKAN uses both addition nodes (copied from subnodes) and multiplication nodes (multiplying multiple subnodes). However, their work focused on small-scale examples only. Yang et al. [10] utilized function combinations to create optimal activation functions at each node using an adaptive strategy, addressing the drawbacks of single activation functions in their S-KAN model. They also extended S-KAN to S-ConvKAN, which showed superior performance in image classification tasks, outperforming CNNs and KANs with comparable structures. In another work, Altarabichi [11] proposed the replacement of the sum with the average function in KAN neurons that can improve the model performance and keep the training stability in their DropKAN [46].

Before the appearance of KANs, several studies focused on constructing combinations of activation functions (along with their weights) or utilizing a set of flexible activations in neural networks to enhance model performance and stability. Jie et al. [12] introduced a new family of flexible activation functions for LSTM cells, along with another family developed by combining ReLUs and ELUs. Their findings demonstrate that LSTM models using the P-Sig-Ramp flexible activations significantly improve time series forecasting. Additionally, the P-E2-ReLU activation exhibits enhanced stability and performance in lossy image compression tasks with convolutional autoencoders. Xu and Chen [13] investigated a selection of widely used activation functions across various datasets in classification and regression tasks. They then created combinations of the best-performing activation functions within a convex restriction, showing improved performance compared to the corresponding base activation functions in a standard broad learning system. In another study, Zhang [14] developed a novel deep neural network (DNN) that optimizes activation function combinations for different neurons based on extensive simulations. The experiments showed that their DNNs outperformed those that rely on a single activation function. Instead of using the inner product between data vectors and weights, Fan et al. [47] replaced this operation with a quadratic function in neurons within deep quadratic neural networks. Quadratic neurons provide enhanced expressive capability compared to conventional neurons, highlighting the advantages of quadratic networks in terms of expressive efficiency, unique representation, compact architecture, and computational capacity.

In addition to exploring function combinations in mathematics, it is also possible to merge function outputs using tensor operations. When the data dimensions are the same, element-wise operations such as summation or product can be applied to combine these outputs [48] which appear in many multi-modal tasks [49, 50, 51]. However, the computational challenges posed by high-dimensional data, such as inefficiencies in tensor-product operations, have led to a growing body of work aimed at optimizing and accelerating these processes [52, 53]. Furthermore, other studies have focused on tensor fusion and tensor decomposition techniques to extract meaningful features from data tensors and to simplify data combinations [54, 55, 56, 57].

¹<https://github.com/Blealtan/efficient-kan>

²<https://github.com/GistNoesis/FourierKAN/>

3 Methodology

3.1 Kolmogorov-Arnold Representation Theorem

A KAN is based on KART, which states that any continuous multivariate function f defined on a bounded domain can be represented as a finite combination of continuous single-variable functions and their additions [58, 59]. For a set of variables $\mathbf{x} = x_1, x_2, \dots, x_n$, where n is the number of variables, the multivariate continuous function $f(\mathbf{x})$ is expressed as:

$$f(\mathbf{x}) = f(x_1, \dots, x_n) = \sum_{q=1}^{2n+1} \Phi_q \left(\sum_{p=1}^n \phi_{q,p}(x_p) \right) \quad (1)$$

which has two types of summations: the outer sum and the inner sum. The outer sum, $\sum_{q=1}^{2n+1}$, aggregates $2n + 1$ terms of Φ_q ($\mathbb{R} \rightarrow \mathbb{R}$). The inner sum, on the other hand, aggregates n terms for each q , where each term $\phi_{q,p}$ ($\phi_{q,p}: [0, 1] \rightarrow \mathbb{R}$) denotes a continuous function of a single variable x_p .

3.2 The design of KANs

Remind an MLP that consists of affine transformations and non-linear functions. Starting with an input \mathbf{x} , the network processes it through a series of weight matrices across layers (from layer 0 to layer $L - 1$) and applies the non-linear activation function σ to produce the final output.

$$\begin{aligned} \text{MLP}(\mathbf{x}) &= (W_{L-1} \circ \sigma \circ W_{L-2} \circ \sigma \circ \dots \circ W_1 \circ \sigma \circ W_0) \mathbf{x} \\ &= \sigma (W_{L-1} \sigma (W_{L-2} \sigma (\dots \sigma (W_1 \sigma (W_0 \mathbf{x})))))) \end{aligned} \quad (2)$$

Inspired by KART, Liu et al. [1] developed KANs but recommended extending the approach to incorporate greater network widths and depths. To address this, appropriate functions Φ_q and $\phi_{q,p}$ need to be identified. A typical KAN network with L layers processes the input \mathbf{x} to produce the output as follows:

$$\text{KAN}(\mathbf{x}) = (\Phi_{L-1} \circ \Phi_{L-2} \circ \dots \circ \Phi_1 \circ \Phi_0) \mathbf{x} \quad (3)$$

which Φ_l is the function matrix of the l^{th} KAN layer or a set of pre-activations. Let denote the neuron i^{th} of the layer l^{th} and the neuron j^{th} of the layer $l + 1^{\text{th}}$. The activation function $\phi_{l,i,j}$ connects (l, i) to $(l + 1, j)$:

$$\phi_{l,j,i}, \quad l = 0, \dots, L - 1, \quad i = 1, \dots, n_l, \quad j = 1, \dots, n_{l+1} \quad (4)$$

with n_l is the number of nodes of the layer l^{th} . So now, the function matrix Φ_l can be represented as a matrix $n_{l+1} \times n_l$ of activations as:

$$\mathbf{x}_{l+1} = \underbrace{\begin{pmatrix} \phi_{l,1,1}(\cdot) & \phi_{l,1,2}(\cdot) & \dots & \phi_{l,1,n_l}(\cdot) \\ \phi_{l,2,1}(\cdot) & \phi_{l,2,2}(\cdot) & \dots & \phi_{l,2,n_l}(\cdot) \\ \vdots & \vdots & \ddots & \vdots \\ \phi_{l,n_{l+1},1}(\cdot) & \phi_{l,n_{l+1},2}(\cdot) & \dots & \phi_{l,n_{l+1},n_l}(\cdot) \end{pmatrix}}_{\Phi_l} \mathbf{x}_l \quad (5)$$

3.3 Implementation of the current KANs

LiuKAN³ was implemented by Liu et al. [1] by using the residual activation function $\phi(x)$ as the sum of the base function and the spline function with their corresponding weight matrices w_b and w_s :

$$\phi(x) = w_b b(x) + w_s \text{spline}(x) \quad (6)$$

$$b(x) = \text{silu}(x) = \frac{x}{1 + e^{-x}} \quad (7)$$

³We refer to the original KAN as LiuKAN, following the first author's last name [1], while another work [7] refers to it as Spl-KAN.

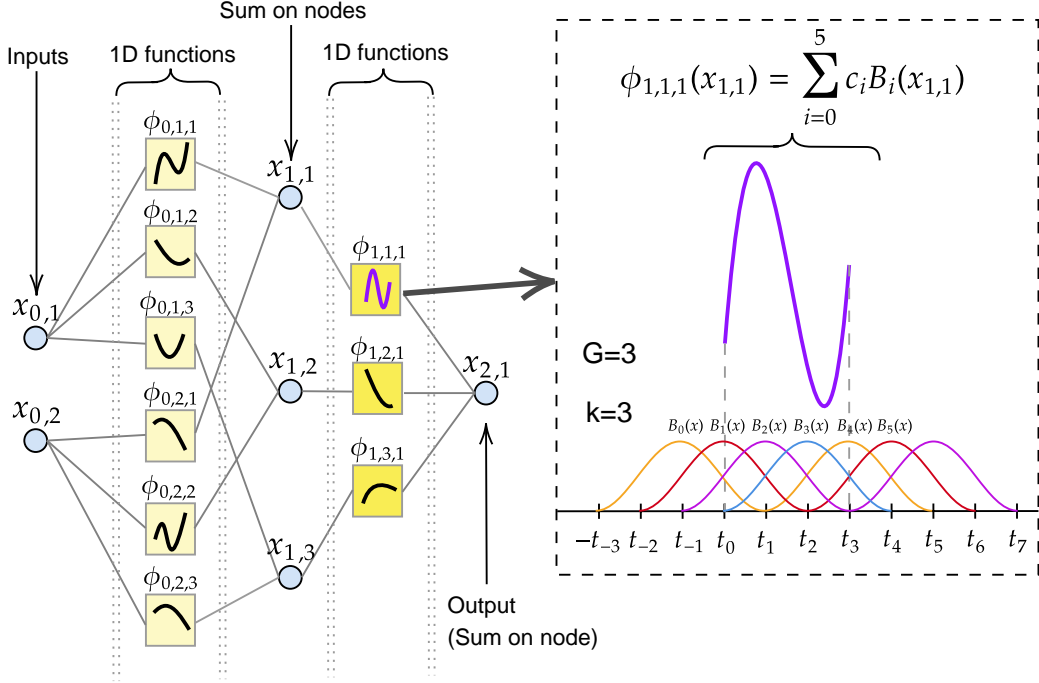


Figure 1: Left: The structure of KAN(2,3,1). Right: The simulation of how to calculate $\phi_{1,1,1}$ by control points and B-splines.

$$spline(x) = \sum_i c_i B_i(x) \quad (8)$$

where $b(x)$ equals to $silu(x)$ as in Equation (7) and $spline(x)$ is expressed as a linear combination of B-splines B_i s and control points (coefficients) c_i s as in Equation (8). Each activation function is activated with $w_s = 1$ and $spline(x) \approx 0$, while w_b is initialized by using Xavier initialization. Figure 1 shows the structure of KAN(2,3,1) and how to calculate an inner function ϕ by control points and B-splines.

EfficientKAN adopted the same approach as Liu et al. [1] but reworked the computation using B-splines followed by linear combination, reducing memory cost and simplifying computation⁴. The authors replaced the incompatible L1 regularization on input samples with L1 regularization on weights. They also added learnable scales for activation functions and switched the base weight and spline scaler matrices to Kaiming uniform initialization, significantly improving performance on MNIST.

FastKAN can speed up training over EfficientKAN by using GRBFs to approximate the 3-order B-spline and employing layer normalization to keep inputs within the RBFs' domain [5]. These modifications simplify the implementation without sacrificing accuracy. The RBF has the formula:

$$\phi(r) = e^{-\epsilon r^2} \quad (9)$$

where $r = \|x - c\|$ is the distance between an input vector x and a center c , and ϵ ($\epsilon > 0$) is a sharp parameter that controls the width of the Gaussian function. FastKAN uses a special form of RBFs, Gaussian RBFs where $\epsilon = \frac{1}{2}$ as [5]:

$$\phi_{RBF}(r) = \exp\left(-\frac{r^2}{2h^2}\right) \quad (10)$$

and h for controlling the width of the Gaussian function. Finally, the RBF network with N centers can be shown as [5]:

⁴<https://github.com/Blealtan/efficient-kan>

$$RBF(x) = \sum_{i=1}^N w_i \phi_{RBF}(r_i) = \sum_{i=1}^N w_i \exp\left(-\frac{\|x - c_i\|}{2h^2}\right) \quad (11)$$

where w_i represents adjustable weights or coefficients, and ϕ denotes the radial basis function as in Equation (9).

FasterKAN outperforms FastKAN in both forward and backward processing speeds [6]. It uses Reflectional Switch Activation Functions (RSWAFs), which are variants of RBFs and straightforward to compute due to their uniform grid structure. The RSWAF function is shown as follows:

$$\phi_{RSWAF}(r) = 1 - \left(\tanh\left(\frac{r}{h}\right)\right)^2 \quad (12)$$

Then, the RSWAF network with N centers will be:

$$RSWAF(x) = \sum_{i=1}^N w_i \phi_{RSWAF}(r_i) = \sum_{i=1}^N w_i \left(1 - \left(\tanh\left(\frac{\|x - c_i\|}{h}\right)\right)^2\right) \quad (13)$$

BSRBF-KAN is a KAN that combines B-splines from EfficientKAN and Gaussian RBFs from FastKAN in each network layer by additions [9]. It has a speedy convergence compared to EfficientKAN, FastKAN, and FasterKAN in training data. The BSRBF function is represented as:

$$\phi_{BSRBF}(x) = w_b b(x) + w_s (\phi_{BS}(x) + \phi_{RBF}(x)) \quad (14)$$

where $b(x)$ and w_b are the base function (linear) and its base matrix. $\phi_{BS}(x)$ and $\phi_{RBF}(x)$ are B-Spline and RBF functions, and w_s is the spline matrix.

Wav-KAN is a neural network architecture that integrates wavelet functions into Kolmogorov-Arnold Networks to address challenges in interpretability, training speed, robustness, and computational efficiency found in MLP and LiuKAN [7]. By efficiently capturing both high and low-frequency components of input data, Wav-KAN achieves a balance between accurately representing the data structure and avoiding overfitting. The authors use several wavelet types, including the DoG, Mexican hat, Morlet, and Shannon. In our paper, we use the DoG function to combine other functions to create function combinations. The formula for DoG is:

$$\psi(x) = \phi_{DOG}(x) = -\frac{d}{dx} \left(e^{-\frac{x^2}{2}} \right) = x \cdot e^{-\frac{x^2}{2}} \quad (15)$$

which $\frac{d}{dx}$ is used to represent the derivative with respect to x . The term inside the derivative, $e^{-\frac{x^2}{2}}$, is a Gaussian function centered at 0.

3.4 FC-KAN

Ta [9] introduced the idea of combining functions, such as B-splines and GRBFs in BSRBF-KAN, to improve convergence when training models for image classification. However, their method was limited to element-wise addition of function outputs in each layer, without exploring other matrix operations like multiplications or different combinations. We argue that this approach might not effectively capture the input data's features. It is important to note that multiplying matrices of high-dimensional data can lead to memory errors or inefficient running time on GPU/CPU devices. Therefore, it is wise to perform these operations on low-dimensional data, such as the output layer of a neural network, in data classification problems.

We propose a novel network, FC-KAN (Function Combinations in Kolmogorov-Arnold Networks), which leverages function combinations applied to training data, considering the outputs as low-dimensional data. Given an input \mathbf{x} and a set of functions $F = \{f_1, f_2, \dots, f_n\}$, where n is the number of functions used, the input \mathbf{x} is passed independently to each function f_i through network layers, producing the output \mathbf{o}_i as:

$$\mathbf{o}_i = f_i(\mathbf{x}) = (f_{i,L-1} \circ f_{i,L-2} \circ \dots \circ f_{i,1} \circ f_{i,0})\mathbf{x} \quad (16)$$

which $f_{i,l}$ is the function f_i at the layer l . So we have a set of outputs $O = \{\mathbf{o}_1, \mathbf{o}_2, \dots, \mathbf{o}_n\}$ corresponding to the number of functions used. Note that all outputs in O have the same size.

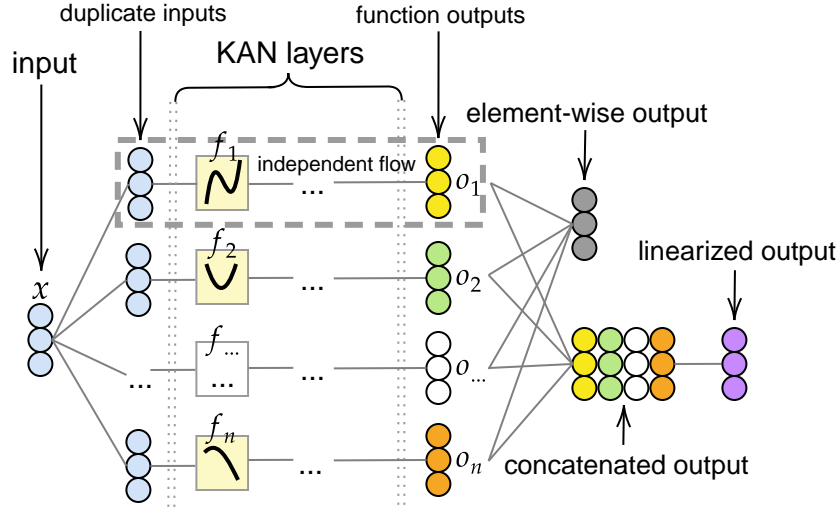


Figure 2: The structure of FC-KAN and the three types of combined outputs: element-wise, concatenation, and linearization.

After that, we combine function outputs to obtain the element-wise output, the concatenated output, and the linearized output, as shown in Figure 2. The element-wise output is formed by using element-wise operations, including the sum output (Equation (17a)), the element-wise product output (Equation (17b)), the sum and element-wise product output (Equation (17c)), the quadratic and cubic function outputs (Equation (17d) and Equation (17e)). The concatenated output is formed by simply concatenating the function outputs together as in Equation (17f). The linearized output is formed by passing the concatenated output through a linear transformation (with matrix multiplication by W and addition of bias b) as in Equation (17g). The element-wise output and the linearized output will maintain the same data dimension as each element \mathbf{o}_i in O , except in the concatenated output, where the data size will be \mathbf{o}_i multiplied by the number of function outputs being combined.

$$\mathbf{o}_{sum} = \sum_{i=1}^n \mathbf{o}_i = \mathbf{o}_1 + \mathbf{o}_2 + \dots + \mathbf{o}_n \quad (17a)$$

$$\mathbf{o}_{prod} = \bigodot_{i=1}^n \mathbf{o}_i = \mathbf{o}_1 \odot \mathbf{o}_2 \odot \dots \odot \mathbf{o}_n \quad (17b)$$

$$\mathbf{o}_{sum+prod} = \mathbf{o}_{sum} + \mathbf{o}_{prod} = \sum_{i=1}^n \mathbf{o}_i + \bigodot_{i=1}^n \mathbf{o}_i \quad (17c)$$

$$\begin{aligned} \mathbf{o}_{quad} &= \mathbf{o}_{sum+prod} + \sum_{i=1}^n \mathbf{o}_i \odot \mathbf{o}_i \\ &= \mathbf{o}_{sum+prod} + \mathbf{o}_1 \odot \mathbf{o}_1 + \mathbf{o}_2 \odot \mathbf{o}_2 + \dots + \mathbf{o}_n \odot \mathbf{o}_n \end{aligned} \quad (17d)$$

$$\mathbf{o}_{cubic} = \mathbf{o}_{quad} \odot \mathbf{o}_{sum} \quad (17e)$$

$$\mathbf{o}_{concat} = \text{concat}(\mathbf{o}_1, \mathbf{o}_2, \dots, \mathbf{o}_n) \quad (17f)$$

$$\mathbf{o}_{concat_linear} = W \cdot \mathbf{o}_{concat} + b \quad (17g)$$

Figure 3 presents data combinations over two given function outputs \mathbf{o}_1 and \mathbf{o}_2 using element-wise operations. The results are 5 combined outputs: sum, sum + prod, prod, quad, and cubic. Output combinations can utilize higher-degree functions, but these may significantly increase computational complexity, especially in matrix multiplication.

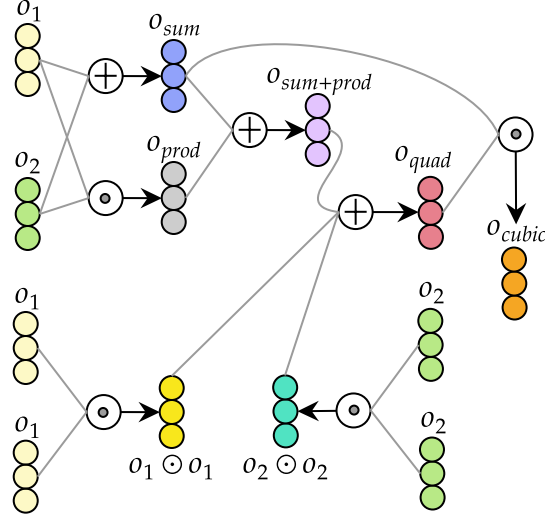


Figure 3: Various data combinations are performed using element-wise operations (additions $+$ and multiplications \odot) over two given outputs. The outputs always have the same data dimensions as the inputs.

Additionally, using more functions results in a larger number of outputs, which can further complicate data combination calculations. To manage this complexity, we prefer to restrict output combinations to quadratic functions involving up to two outputs. For instance, to combine DoG and B-Splines at the output, we can use the following quadratic function formula:

$$\begin{aligned} \mathbf{o}_{DoG+BS} &= f_{DoG}(\mathbf{x}) + f_{BS}(\mathbf{x}) + f_{DoG}(\mathbf{x}) \odot f_{BS}(\mathbf{x}) + (f_{DoG}(\mathbf{x}))^2 + (f_{BS}(\mathbf{x}))^2 \\ &= \dots + \dots + \dots + f_{DoG}(\mathbf{x}) \odot f_{DoG}(\mathbf{x}) + f_{BS}(\mathbf{x}) \odot f_{BS}(\mathbf{x}) \end{aligned} \quad (18)$$

which f_{DoG} and f_{BS} refer to DoG and B-spline functions. Finally, we use the combined output to compute the cross-entropy loss against the true labels and train the models.

4 Experiments

4.1 Training Configuration

There are 5 independent training runs for each model on the MNIST [60] and Fashion-MNIST [61] datasets to obtain a more reliable overall performance assessment. We then select the best metric value from all runs to minimize the impact of training variability and accurately gauge the models' maximum potential. To maintain simplicity in the network design, we utilized only activation functions (SiLU), linear transformations, and layer normalization in all models: BSRBF-KAN, EfficientKAN, FastKAN, FasterKAN, FC-KAN, and MLP. We do not use LiuKAN because its design, as the author intended, results in longer training times [1].

Table 1: The number of parameters by models.

Dataset	Model	Network structure	#Params
MNIST + Fashion-MNIST	BSRBF-KAN	(784, 64, 10)	459040
	FastKAN	(784, 64, 10)	459114
	FasterKAN	(784, 64, 10)	408224
	EfficientKAN	(784, 64, 10)	508160
	FC-KAN	(784, 64, 10)	560820
	MLP	(784, 64, 10)	52512

As shown in Table 1, all models contain a network structure of (784, 64, 10), comprising 784 input neurons, 64 hidden neurons, and 10 output neurons corresponding to the 10 function combinations, FC-KAN has the highest number of parameters, while the MLP has the fewest because it only contains linear transformations over data between layers. The models were trained with 25 epochs on MNIST and 35 epochs on Fashion-MNIST. For

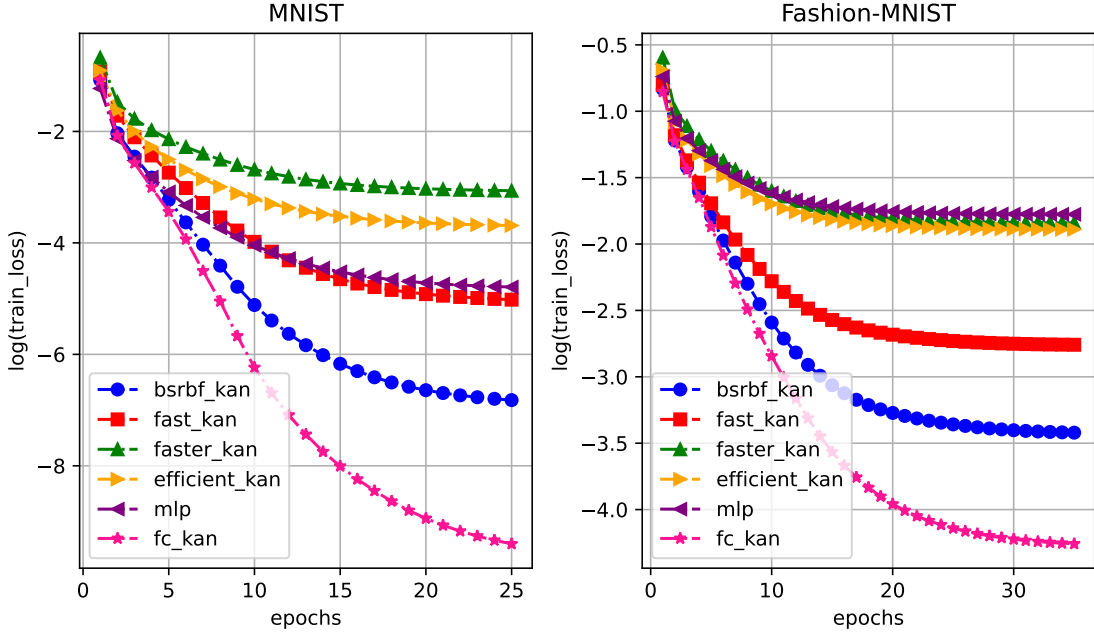


Figure 4: The logarithmic values of training losses for the models over 25 epochs on MNIST and 35 epochs on Fashion-MNIST. A quadratic function is used to combine B-Splines and DoG at the output of FC-KAN.

KAN models, we use `grid_size=5`, `spline_order=3`, and `num_grids=8`. Other hyperparameters are the same in all models, including `batch_size=64`, `learning_rate=1e-3`, `weight_decay=1e-4`, `gamma=0.8`, `optimize=AdamW`, and `loss=CrossEntropy`.

In FC-KAN models, we combine 2 out of 4 functions: B-splines (denoted as BS), Radial Basis Functions (denoted as RBF, specifically using GRBFs), Difference of Gaussians (denoted as DoG), and base linear transformations (denoted as BASE), to create 6 FC-KAN variants. All variants use a quadratic function representation in the output for the experiments. The FC-KAN models are: FC-KAN (DoG+BS), FC-KAN (DoG+RBF), FC-KAN (DoG+BASE), FC-KAN (BS+RBF), FC-KAN (BS+BASE), and FC-KAN (RBF+BASE).

4.2 Model Performance

Figure 4 shows the training losses, represented on a logarithmic scale, for MLP and KAN models on the MNIST and Fashion-MNIST datasets. The loss performance of each model was evaluated based on an independent training run. FC-KAN consistently achieves the lowest training losses across both datasets, followed by BSRBF-KAN due to its fast convergence feature. In contrast, Faster-KAN records the highest training loss on MNIST, while MLP performs similarly on Fashion-MNIST.

In general, FC-KAN models outperformed others on MNIST and Fashion-MNIST but require more training time due to the quadratic function representation for output combination, as shown in Table 2. This trade-off between training time and model performance is considered reasonable. The best-performing model is FC-KAN (DoG+BS), which achieved a validation accuracy of 97.91% on MNIST and 89.99% on Fashion-MNIST. Although it has the lowest performance on Fashion-MNIST, the MLP model has the fastest training time and shows competitive performance on MNIST, even outperforming BSRBF-KAN, FastKAN, FasterKAN, and EfficientKAN on this dataset.

BSRBF-KAN, FC-KAN (DoG+BS), and FC-KAN (DoG+RBF) exhibit the best convergence on MNIST, while FC-KAN (DoG+RBF) performs the best on Fashion-MNIST, followed by FC-KAN (DoG+BS) and BSRBF-KAN. We observe that fast convergence is achieved in KAN models that incorporate function combinations rather than relying on single functions. This finding is important to consider when designing KANs with a focus on achieving rapid convergence.

Table 2: The average metric values in 5 training runs on MNIST and Fashion-MNIST. FC-KAN models use a quadratic function representation to combine outputs.

Dataset	Model	Train. Acc.	Val. Acc.	F1	Time (seconds)
MNIST	BSRBF-KAN	100.00 ± 0.00	97.59 ± 0.02	97.56 ± 0.02	211.5
	FastKAN	99.98 ± 0.01	97.47 ± 0.05	97.43 ± 0.05	164.47
	FasterKAN	98.72 ± 0.02	97.69 ± 0.04	97.66 ± 0.04	161.88
	EfficientKAN	99.40 ± 0.10	97.34 ± 0.05	97.30 ± 0.05	184.5
	MLP	99.82 ± 0.08	97.74 ± 0.07	97.71 ± 0.07	146.58
	FC-KAN (DoG+BS)	100.00 ± 0.00	97.91 ± 0.05	97.88 ± 0.05	263.29
	FC-KAN (DoG+RBF)	100.00 ± 0.00	97.83 ± 0.04	97.81 ± 0.04	244.26
	FC-KAN (DoG+BASE)	99.94 ± 0.04	97.81 ± 0.03	97.78 ± 0.03	234.13
	FC-KAN (BS+RBF)	99.95 ± 0.03	97.74 ± 0.04	97.71 ± 0.04	234.07
	FC-KAN (BS+BASE)	99.96 ± 0.02	97.78 ± 0.03	97.75 ± 0.03	235.04
FC-KAN (RBF+BASE)	99.97 ± 0.02	97.79 ± 0.03	97.76 ± 0.03	228.16	
Fashion-MNIST	BSRBF-KAN	99.34 ± 0.04	89.38 ± 0.06	89.36 ± 0.06	276.75
	FastKAN	98.25 ± 0.07	89.40 ± 0.08	89.35 ± 0.08	208.68
	FasterKAN	94.41 ± 0.03	89.31 ± 0.03	89.25 ± 0.02	220.7
	EfficientKAN	94.81 ± 0.09	88.98 ± 0.07	88.91 ± 0.08	247.85
	MLP	94.14 ± 0.04	88.94 ± 0.05	88.88 ± 0.05	200.28
	FC-KAN (DoG+BS)	99.54 ± 0.13	89.99 ± 0.09	89.93 ± 0.08	369.2
	FC-KAN (DoG+RBF)	99.68 ± 0.08	89.93 ± 0.07	89.87 ± 0.07	339.51
	FC-KAN (DoG+BASE)	98.24 ± 0.55	89.81 ± 0.07	89.74 ± 0.07	326.38
	FC-KAN (BS+RBF)	98.58 ± 0.43	89.72 ± 0.07	89.67 ± 0.06	327.49
	FC-KAN (BS+BASE)	98.81 ± 0.35	89.75 ± 0.06	89.70 ± 0.06	327.31
FC-KAN (RBF+BASE)	98.97 ± 0.30	89.74 ± 0.05	89.69 ± 0.05	318.95	

Train. Acc = Training Accuracy, Val. Acc. = Validation Accuracy
BASE = linear transformations, BS = B-splines, DoG = Difference of Gaussians, RBF = Radial Basis Functions

4.3 Comparison of Combination Methods

While employing a quadratic function representation for the output of FC-KAN, we are also interested in exploring how different output combination methods affect model performance. In this experiment, we use FC-KAN (DoG+BS) with several output combination methods: sum, element-wise product, addition of sum and element-wise product, quadratic and cubic function representations, concatenation, and linear transformation of the concatenated output. Inspired by the work of Altarabichi [11] on DropKAN [46], we also include the maximum, minimum, and average outputs for comparison.

From the results in Table 3, the quadratic function best represents the combination output and outperforms other combinations, although its models require more training time. It is clear that the outputs combined by element-wise operations consistently outperform other methods, demonstrating superior accuracy. This indicates that element-wise combinations are more effective in capturing and integrating relevant features from the data, leading to better performance. Meanwhile, the output combination by concatenation shows the worst results. The linear transformation applied to the concatenated output outperforms concatenation alone, but still achieves only average performance. Similarly, the maximum, minimum, and average outputs do not deliver superior results.

In MNIST, besides the quadratic functions, the addition of sum and element-wise product demonstrates very competitive performance while requiring the least training time. Except for concatenation, maximum, and minimum, all other combinations can easily achieve 100% training accuracy. In Fashion-MNIST, the element-wise product combination is only surpassed by the quadratic function, but the plus point is it takes 6.3% less training time. The addition of sum and element-wise product achieves the best training accuracy, followed by the quadratic function and the linear transformation of concatenation.

Contrary to our expectations, the cubic function representation only achieves moderate performance. However, it takes the longest training time on MNIST and ranks just behind the quadratic function in terms of training time on Fashion-MNIST. Initially, we hypothesized that the cubic representation could capture more data features, but it appears that the excessive number of element-wise operations may hinder feature extraction, potentially leading to reduced performance. This experiment demonstrates that using higher-degree functions may not necessarily enhance model performance and can also increase computational complexity.

Table 3: The performance of FC-KAN (DoG+BS) using different output combination methods.

Dataset	Combined Method	Train. Acc.	Val. Acc.	F1	Time (seconds)
MNIST	Sum	100.00 ± 0.00	97.61 ± 0.04	97.58 ± 0.04	247.12
	Product	100.00 ± 0.00	97.59 ± 0.07	97.56 ± 0.07	247.5
	Sum + Product	100.00 ± 0.00	97.73 ± 0.04	97.70 ± 0.04	244.95
	Quadratic Function	100.00 ± 0.00	97.91 ± 0.05	97.88 ± 0.05	263.29
	Cubic Function	100.00 ± 0.00	97.68 ± 0.05	97.65 ± 0.05	266.46
	Concatenation	99.64 ± 0.07	97.20 ± 0.02	97.16 ± 0.02	250.03
	Linear Concatenation	100.00 ± 0.00	97.60 ± 0.04	97.56 ± 0.05	253.88
	Minimum	99.92 ± 0.04	97.23 ± 0.04	97.20 ± 0.04	253.21
	Maximum	99.97 ± 0.01	97.30 ± 0.05	97.26 ± 0.05	249.56
	Average	100.00 ± 0.00	97.44 ± 0.02	97.40 ± 0.03	255.4
Fashion-MNIST	Sum	99.39 ± 0.03	89.56 ± 0.07	89.55 ± 0.09	346.21
	Product	99.50 ± 0.05	89.95 ± 0.08	89.90 ± 0.08	345.85
	Sum + Product	99.56 ± 0.05	89.89 ± 0.13	89.84 ± 0.13	349.4
	Quadratic Function	99.54 ± 0.13	89.99 ± 0.09	89.93 ± 0.08	369.2
	Cubic Function	99.40 ± 0.05	89.69 ± 0.10	89.67 ± 0.09	367.83
	Concatenation	95.27 ± 0.05	89.09 ± 0.04	89.01 ± 0.04	345.35
	Linear Concatenation	99.53 ± 0.03	89.40 ± 0.06	89.37 ± 0.07	358.16
	Minimum	98.13 ± 0.27	89.37 ± 0.06	89.33 ± 0.06	351.53
	Maximum	97.47 ± 0.68	89.34 ± 0.06	89.28 ± 0.06	353.33
	Average	99.09 ± 0.03	89.54 ± 0.06	89.51 ± 0.06	354.74

Train. Acc = Training Accuracy, Val. Acc. = Validation Accuracy

4.4 Model Performance with Limited Data

Rather than training FC-KAN models on the full data to determine the optimal configuration, we investigate whether using smaller portions of the data can yield comparable insights. This approach not only helps identify the best function combinations but also significantly reduces training time. Additionally, it allows for testing a greater number of configurations and provides early indications of model performance on the full training data. In this experiment, we evaluate 6 FC-KAN variants—FC-KAN (DoG+BS), FC-KAN (DoG+RBF), FC-KAN (DoG+BASE), FC-KAN (BS+RBF), FC-KAN (BS+BASE), and FC-KAN (RBF+BASE)—using 1%, 5%, and 10% of the data, with a quadratic function representation for combining function outputs. Each model is trained over 5 independent runs with the same configuration, and we calculate the average performance.

Figure 5 illustrates the performance of the FC-KAN models across different training subsets and function combinations. In the MNIST dataset, the RBF+BASE combination demonstrates superior performance with 1%, 5%, and 10% of the data; however, the highest performance on the full training data is recorded for the DoG+BS combination. This observation underscores the challenges of predicting the optimal function combination when working with limited training data. In the Fashion-MNIST dataset, DoG+BS achieves the best performance with 1% of the data, while DoG+RBF excels with both 5% and 10%. These results suggest that DoG+BS and DoG+RBF may perform well with the full training dataset. Indeed, DoG+BS consistently outperforms other combinations in full training, with DoG+RBF serving as a strong competitor, as in Table 2. Overall, our findings indicate that accurately predicting the performance of FC variants on the complete training dataset based solely on their performance with smaller subsets is challenging. This variability may depend on the specific datasets and the portions of data used for training.

5 Limitation

Although FC-KAN is designed to utilize data combinations in low-dimensional layers, our experiments applied it only to the output layer, considered a low-dimensional layer in a network with the structure (784, 64, 10). As a result, the impact of these combinations on model performance in deeper network architectures with low-dimensional layers remains unclear. Another limitation is the number of parameters in the models. In the experiments, the MLP used the fewest parameters within the same network structure (784, 64, 10) compared to other models. We are also interested in how MLP would perform relative to KAN models if they have the same number of parameters. According to Yu et al. [62], MLP generally outperforms KAN models, except in tasks involving symbolic formula representation.

We also question whether the model’s performance would improve if data combinations were applied in all layers, rather than just low-dimensional layers, assuming that device memory constraints are not an issue in data multiplications.

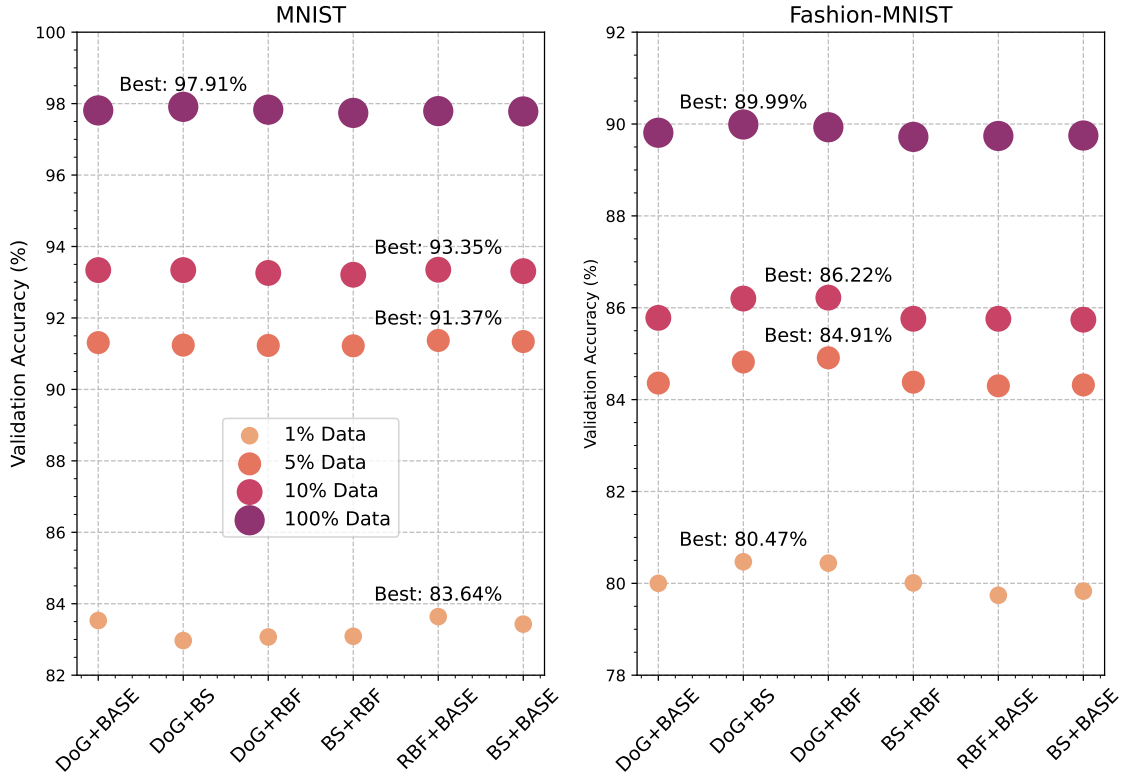


Figure 5: The validation accuracy values of the models across various data subsets.

Finally, since FC-KAN has only been tested on two datasets, MNIST and Fashion-MNIST, more datasets should be used to properly evaluate its effectiveness. In short, these limitations can be addressed by designing network structures that integrate low-dimensional data and evaluating them across various problems or through additional experiments for greater clarity.

6 Conclusion

We introduced FC-KAN, which uses various popular mathematical functions to represent data features and combines their outputs using different methods, primarily through element-wise operations in low-dimensional layers, to address image classification problems. In the experiments, we designed FC-KAN to combine pairs of functions, such as B-splines, wavelets, and radial basis functions, using several output combinations on the MNIST and Fashion-MNIST datasets. We found that FC-KAN outperformed MLP and other KAN models with the same network structure, although it required more training time. Among the variants, FC-KAN (DoG+BS), which combines the Difference of Gaussians and B-splines with a quadratic function representation in the output, achieved the best results on both datasets. Our experiments also show that it is not easy to detect the function combination performance in the full training data based on small-scale experiments. FC-KAN demonstrates promising potential in using function combinations to design KANs and improve model performance. However, there are several aspects, such as exploring other functions and combinations to extract data features for further model enhancement, that we would like to investigate. These will be the focus of our future work.

References

- [1] Ziming Liu, Yixuan Wang, Sachin Vaidya, Fabian Ruehle, James Halverson, Marin Soljačić, Thomas Y Hou, and Max Tegmark. Kan: Kolmogorov-arnold networks. *arXiv preprint arXiv:2404.19756*, 2024.
- [2] Ziming Liu, Pingchuan Ma, Yixuan Wang, Wojciech Matusik, and Max Tegmark. Kan 2.0: Kolmogorov-arnold networks meet science. *arXiv preprint arXiv:2408.10205*, 2024.

- [3] Yaki Sternfeld. Hilbert’s 13th problem and dimension. In *Geometric Aspects of Functional Analysis: Israel Seminar (GAFA) 1987–88*, pages 1–49. Springer, 2006.
- [4] Andrei Nikolaevich Kolmogorov. On the representation of continuous functions of many variables by superposition of continuous functions of one variable and addition. In *Doklady Akademii Nauk*, volume 114, pages 953–956. Russian Academy of Sciences, 1957.
- [5] Ziyao Li. Kolmogorov-arnold networks are radial basis function networks. *arXiv preprint arXiv:2405.06721*, 2024.
- [6] Athanasios Delis. Fasterkan. <https://github.com/AthanasiosDelis/faster-kan/>, 2024.
- [7] Zavareh Bozorgasl and Hao Chen. Wav-kan: Wavelet kolmogorov-arnold networks. *arXiv preprint arXiv:2405.12832*, 2024.
- [8] Sidharth SS. Chebyshev polynomial-based kolmogorov-arnold networks: An efficient architecture for nonlinear function approximation. *arXiv preprint arXiv:2405.07200*, 2024.
- [9] Hoang-Thang Ta. Bsrbf-kan: A combination of b-splines and radial basis functions in kolmogorov-arnold networks. *arXiv preprint arXiv:2406.11173*, 2024.
- [10] Zhuoqin Yang, Jiansong Zhang, Xiaoling Luo, Zheng Lu, and Linlin Shen. Activation space selectable kolmogorov-arnold networks. *arXiv preprint arXiv:2408.08338*, 2024.
- [11] Mohammed Ghaith Altarabichi. Rethinking the function of neurons in kans. *arXiv preprint arXiv:2407.20667*, 2024.
- [12] Renlong Jie, Junbin Gao, Andrey Vasnev, and Minh-ngoc Tran. Regularized flexible activation function combination for deep neural networks. In *2020 25th International Conference on Pattern Recognition (ICPR)*, pages 2001–2008. IEEE, 2021.
- [13] Lili Xu and CL Philip Chen. Comparison and combination of activation functions in broad learning system. In *2020 IEEE International Conference on Systems, Man, and Cybernetics (SMC)*, pages 3537–3542. IEEE, 2020.
- [14] Luna M Zhang. Genetic deep neural networks using different activation functions for financial data mining. In *2015 IEEE International Conference on Big Data (Big Data)*, pages 2849–2851. IEEE, 2015.
- [15] Jürgen Braun and Michael Griebel. On a constructive proof of kolmogorov’s superposition theorem. *Constructive approximation*, 30:653–675, 2009.
- [16] Tian Zhou, Jianqing Zhu, Xue Wang, Ziqing Ma, Qingsong Wen, Liang Sun, and Rong Jin. Treedrnnet: a robust deep model for long term time series forecasting. *arXiv preprint arXiv:2206.12106*, 2022.
- [17] David A Sprecher and Sorin Draghici. Space-filling curves and kolmogorov superposition-based neural networks. *Neural Networks*, 15(1):57–67, 2002.
- [18] Mario Köppen. On the training of a kolmogorov network. In *Artificial Neural Networks—ICANN 2002: International Conference Madrid, Spain, August 28–30, 2002 Proceedings 12*, pages 474–479. Springer, 2002.
- [19] Ji-Nan Lin and Rolf Unbehauen. On the realization of a kolmogorov network. *Neural Computation*, 5(1):18–20, 1993.
- [20] Pierre-Emmanuel Leni, Yohan D Fougerolle, and Frédéric Truchetet. The kolmogorov spline network for image processing. In *Image Processing: Concepts, Methodologies, Tools, and Applications*, pages 54–78. IGI Global, 2013.
- [21] Ming-Jun Lai and Zhaiming Shen. The kolmogorov superposition theorem can break the curse of dimensionality when approximating high dimensional functions. *arXiv preprint arXiv:2112.09963*, 2021.
- [22] Federico Girosi and Tomaso Poggio. Representation properties of networks: Kolmogorov’s theorem is irrelevant. *Neural Computation*, 1(4):465–469, 1989.
- [23] AG Vitushkin. On hilbert’s thirteenth problem. In *Dokl. Akad. Nauk SSSR*, volume 95, pages 701–704, 1954.
- [24] Věra Kůrková. Kolmogorov’s theorem is relevant. *Neural computation*, 3(4):617–622, 1991.
- [25] Vikas Dhiman. Kan: Kolmogorov–arnold networks: A review. https://vikasdhiman.info/reviews/KAN_a_review.pdf, 2024.
- [26] Hao Hao, Xiaoqun Zhang, Bingdong Li, and Aimin Zhou. A first look at kolmogorov-arnold networks in surrogate-assisted evolutionary algorithms. *arXiv preprint arXiv:2405.16494*, 2024.
- [27] Anfeng Xu, Biqiao Zhang, Shuyu Kong, Yiteng Huang, Zhaojun Yang, Sangeeta Srivastava, and Ming Sun. Effective integration of kan for keyword spotting. *arXiv preprint arXiv:2409.08605*, 2024.

- [28] Diab W Abueidda, Panos Pantidis, and Mostafa E Mobasher. Deepokan: Deep operator network based on kolmogorov arnold networks for mechanics problems. *arXiv preprint arXiv:2405.19143*, 2024.
- [29] Akash Kundu, Aritra Sarkar, and Abhishek Sadhu. Kanqas: Kolmogorov arnold network for quantum architecture search. *arXiv preprint arXiv:2406.17630*, 2024.
- [30] H Wakaura and AB Suksmono. Variational quantum kolmogorov-arnold network. 2024.
- [31] William Troy. Sparks of quantum advantage and rapid retraining in machine learning. *arXiv preprint arXiv:2407.16020*, 2024.
- [32] William Knottenbelt, Zeyu Gao, Rebecca Wray, Woody Zhidong Zhang, Jiashuai Liu, and Mireia Crispin-Ortuzar. Coxkan: Kolmogorov-arnold networks for interpretable, high-performance survival analysis. *arXiv preprint arXiv:2409.04290*, 2024.
- [33] Remi Genet and Hugo Inzirillo. Tkan: Temporal kolmogorov-arnold networks. *arXiv preprint arXiv:2405.07344*, 2024.
- [34] Kunpeng Xu, Lifei Chen, and Shengrui Wang. Kolmogorov-arnold networks for time series: Bridging predictive power and interpretability. *arXiv preprint arXiv:2406.02496*, 2024.
- [35] Cristian J Vaca-Rubio, Luis Blanco, Roberto Pereira, and Mărius Caus. Kolmogorov-arnold networks (kans) for time series analysis. *arXiv preprint arXiv:2405.08790*, 2024.
- [36] Remi Genet and Hugo Inzirillo. A temporal kolmogorov-arnold transformer for time series forecasting. *arXiv preprint arXiv:2406.02486*, 2024.
- [37] Xiao Han, Xinfeng Zhang, Yiling Wu, Zhenduo Zhang, and Zhe Wu. Kan4tsf: Are kan and kan-based models effective for time series forecasting? *arXiv preprint arXiv:2408.11306*, 2024.
- [38] Chenxin Li, Xinyu Liu, Wuyang Li, Cheng Wang, Hengyu Liu, and Yixuan Yuan. U-kan makes strong backbone for medical image segmentation and generation. *arXiv preprint arXiv:2406.02918*, 2024.
- [39] Minjong Cheon. Demonstrating the efficacy of kolmogorov-arnold networks in vision tasks. *arXiv preprint arXiv:2406.14916*, 2024.
- [40] Ruiquan Ge, Xiao Yu, Yifei Chen, Fan Jia, Shenghao Zhu, Guanyu Zhou, Yiyu Huang, Chenyan Zhang, Dong Zeng, Changmiao Wang, et al. Tc-kanrecon: High-quality and accelerated mri reconstruction via adaptive kan mechanisms and intelligent feature scaling. *arXiv preprint arXiv:2408.05705*, 2024.
- [41] Carl De Boor. On calculating with b-splines. *Journal of Approximation theory*, 6(1):50–62, 1972.
- [42] Subhransu S. Bhattacharjee. Torchkan: Simplified kan model with variations. <https://github.com/1ssb/torchkan/>, 2024.
- [43] Jinfeng Xu, Zheyu Chen, Jinze Li, Shuo Yang, Wei Wang, Xiping Hu, and Edith C-H Ngai. Fourierkan-gcf: Fourier kolmogorov-arnold network—an effective and efficient feature transformation for graph collaborative filtering. *arXiv preprint arXiv:2406.01034*, 2024.
- [44] Seyd Teymoor Seydi. Unveiling the power of wavelets: A wavelet-based kolmogorov-arnold network for hyperspectral image classification. *arXiv preprint arXiv:2406.07869*, 2024.
- [45] Seyd Teymoor Seydi. Exploring the potential of polynomial basis functions in kolmogorov-arnold networks: A comparative study of different groups of polynomials. *arXiv e-prints*, pages arXiv–2406, 2024.
- [46] Mohammed Ghaith Altarabichi. Dropkan: Regularizing kans by masking post-activations. *arXiv preprint arXiv:2407.13044*, 2024.
- [47] Fanglei Fan, Jinjun Xiong, and Ge Wang. Universal approximation with quadratic deep networks. *Neural Networks*, 124:383–392, 2020.
- [48] Yuwang Ji, Qiang Wang, Xuan Li, and Jie Liu. A survey on tensor techniques and applications in machine learning. *IEEE Access*, 7:162950–162990, 2019.
- [49] Akira Fukui, Dong Huk Park, Daylen Yang, Anna Rohrbach, Trevor Darrell, and Marcus Rohrbach. Multimodal compact bilinear pooling for visual question answering and visual grounding. *arXiv preprint arXiv:1606.01847*, 2016.
- [50] Zhou Yu, Jun Yu, Jianping Fan, and Dacheng Tao. Multi-modal factorized bilinear pooling with co-attention learning for visual question answering. In *Proceedings of the IEEE international conference on computer vision*, pages 1821–1830, 2017.
- [51] Aming Wu and Yahong Han. Multi-modal circulant fusion for video-to-language and backward. In *IJCAI*, volume 3, page 8, 2018.

-
- [52] Cu Cui. Acceleration of tensor-product operations with tensor cores. *ACM Transactions on Parallel Computing*, 2024.
- [53] Orestis Zachariadis, Nitin Satpute, Juan Gómez-Luna, and Joaquín Olivares. Accelerating sparse matrix–matrix multiplication with gpu tensor cores. *Computers & Electrical Engineering*, 88:106848, 2020.
- [54] Amir Zadeh, Minghai Chen, Soujanya Poria, Erik Cambria, and Louis-Philippe Morency. Tensor fusion network for multimodal sentiment analysis. *arXiv preprint arXiv:1707.07250*, 2017.
- [55] Ivan V Oseledets. Tensor-train decomposition. *SIAM Journal on Scientific Computing*, 33(5):2295–2317, 2011.
- [56] Zhun Liu, Ying Shen, Varun Bharadhwaj Lakshminarasimhan, Paul Pu Liang, Amir Zadeh, and Louis-Philippe Morency. Efficient low-rank multimodal fusion with modality-specific factors. *arXiv preprint arXiv:1806.00064*, 2018.
- [57] Tao Jin, Siyu Huang, Yingming Li, and Zhongfei Zhang. Dual low-rank multimodal fusion. In *Findings of the Association for Computational Linguistics: EMNLP 2020*, pages 377–387, 2020.
- [58] Andrei Vladimirovich Chernov. Gaussian functions combined with kolmogorov’s theorem as applied to approximation of functions of several variables. *Computational Mathematics and Mathematical Physics*, 60:766–782, 2020.
- [59] Johannes Schmidt-Hieber. The kolmogorov–arnold representation theorem revisited. *Neural networks*, 137:119–126, 2021.
- [60] Li Deng. The mnist database of handwritten digit images for machine learning research [best of the web]. *IEEE signal processing magazine*, 29(6):141–142, 2012.
- [61] Han Xiao, Kashif Rasul, and Roland Vollgraf. Fashion-mnist: a novel image dataset for benchmarking machine learning algorithms. *arXiv preprint arXiv:1708.07747*, 2017.
- [62] Runpeng Yu, Weihao Yu, and Xinchao Wang. Kan or mlp: A fairer comparison. *arXiv preprint arXiv:2407.16674*, 2024.