

Wave: A Split OS Architecture for Application Engines

Jack Tigar Humphries^{1,2}, Neel Natu¹, Kostis Kaffes^{1,3}, Stanko Novaković¹,
Paul Turner¹, Hank Levy^{1,4}, David Culler^{1,5}, Christos Kozyrakis²

¹ Google, Inc. ² Stanford University ³ Columbia University ⁴ University of Washington ⁵ University of California, Berkeley

Abstract

The end of Moore’s Law and the tightening performance requirements in today’s clouds make re-architecting the software stack a necessity. To address this, cloud providers and vendors offload the virtualization control plane and data plane, along with the host OS data plane, to IPU’s (SmartNICs), recovering scarce host resources that are then used by applications. However, the host OS control plane—encompassing kernel thread scheduling, memory management, the network stack, file systems, and more—is left on the host CPU and degrades workload performance.

This paper presents Wave, a split OS architecture that moves OS subsystem policies to the IPU while keeping OS mechanisms on the host CPU. Wave not only frees host CPU resources, but it reduces host workload interference and leverages network insights on the IPU to improve policy decisions. Wave makes OS control plane offloading practical despite high host-IPU communication latency, lack of a coherent interconnect, and operation across two system images. We present Wave’s design and implementation, and implement several OS subsystems in Wave, including kernel thread scheduling, the control plane for a network stack, and memory management. We then evaluate the Wave subsystems on Stubby (scheduling and network), our GCE VM service (scheduling), and RocksDB (memory management and scheduling). We demonstrate that Wave subsystems are competitive with and often superior to on-host subsystems, saving 8 host CPUs for Stubby, 16 host CPUs for database memory management, and improving VM performance by up to 11.2%.

1. Introduction and Motivation

Cloud providers greatly improve virtualization efficiency by offloading both the *VMM control plane and data plane* to SmartNICs and other specialized offload devices, such as the AWS Nitro [1], NVIDIA BlueField [2], Fungible DPU [3], AMD Pensando DPU [4], and Intel Mount Evans [5]. For example, AWS offloads virtual I/O and security to their Nitro device to improve host utilization and reduce jitter. Recent research [6, 7, 8, 9, 10, 11, 12] also offloads the *host operating system data plane* to these same devices, opening opportunities to free host compute resources and enable acceleration. As more systems components are offloaded to SmartNICs, hardware vendors and cloud providers view SmartNICs as the *Infrastructure Processing Unit (i.e., IPU)* of the data center, where all infrastructure tasks run.

Wave offloads the *host OS control plane* to the IPU – including thread scheduling, memory management, and network packet steering, which currently run on the host CPU – in addition to the data plane. The host CPU now serves as *application engine* in warehouse-scale data centers, with the engine running baremetal applications, containers, and VMs. Keeping the OS control plane on the host overlooks the IPU opportunity and leads to interference with host workloads. Google reports that kernel thread scheduling alone consumes *more than 5% of cycles across the fleet* [13] due to policy overhead, and interrupt interference that reduces turbo headroom. The host OS control plane also misses opportunities for policy enhancement that come from leveraging insights into I/O by running on the IPU.

Rather than move components to the IPU piecemeal, the fundamental architecture of data center operating systems must be restructured, with the host CPU as an application engine and the IPU as the OS. The host OS should be structured in a way so that it can seamlessly offload control plane tasks to the IPU and synchronize state between the host and IPU. We propose a new split OS design that separates OS policies from the mechanisms, with the policies implemented on the IPU and the mechanisms implemented on the host to enforce policy decisions. For example, kernel thread scheduling policies such as CFS [14], EEVDF [15, 16], and Tableau [17] run on the IPU while interrupt handlers and context switches run on the host. Similarly, memory management page allocation policies run on the IPU while page fault handlers and page table entries remain on the host. Keeping the mechanism on the host CPU avoids a painful redesign of the OS to run on the IPU. Moving the policy to the IPU is a practical advancement that reaps the benefits of IPU offload as the policies currently consume most host OS cycles rather than the mechanisms.

Splitting the OS in such a way puts the PCIe bus off the critical path for many events which can still be processed on the host, while also enabling the system to fall back to vanilla on-host policies in the case of an IPU failure. However, this direction raises several challenges. With a split between mechanism on the host and policy on the IPU, kernel subsystems need a general-purpose API and mechanism for bidirectional communication, synchronization, and fault tolerance. Additionally, latency sensitive subsystems such as thread scheduling must process many events across the slow PCIe bus on the IPU, while still remaining as performant as on-host policies. Last, it must be practical for OS subsystems to be implemented individually in Wave as engineering re-

sources permit, without requiring the entire OS to be ported at once.

To realize this vision, we need three features:

1. A split of OS policy from mechanism so that the policy can be moved to the IPU. The mechanism remains on the host to enforce policy decisions. Individual OS subsystems may remain on the host until they are offloaded to the IPU.
2. An API for host-IPU communication, including a synchronization paradigm for sharing host state with the IPU. The API must also support state encapsulation, fault tolerance, and rebootless OS policy upgrades.
3. A fine-grained bidirectional communication mechanism for host-IPU communication. Prior work does not provide both a (1) fine-grained and (2) bidirectional communication mechanisms.

As a starting point, we consider design paradigms and techniques from prior work, such as ghOSt [18], IX [19], Snap [20], and Caladan [21], that offloads OS control planes and data planes to userspace processes, which we refer to as *agents*. Agents implement control and data plane *policies* in an isolated context while mechanisms, such as interrupts, page tables, and context switches, remain in the kernel. Agents directly receive messages from the kernel and hardware devices and then commit their decisions via an API at the userspace boundary. Each system has its own ad-hoc method for synchronizing state between the kernel and userspace, such as counters and barriers in ghOSt and cookies in IX. Wave shares many goals with ghOSt, including separation of policy and mechanism, minimal OS porting, and no user-visible API changes.

We introduce Wave, a new OS architecture for separating OS resource management from the application engine. Wave implements OS control plane policies in userspace *agents* running on the IPU, advancing prior work that only offloads OS data planes. The mechanisms that enforce the policies remain on the host. The host invokes the policies on the IPU over the PCIe bus. The host and the IPU each run their own versions of Linux, but Wave structures Linux in such a way that any internal control plane can be easily implemented on the IPU. Wave has a new API, a general state synchronization paradigm, and a general communication mechanism for host-IPU communication that improves performance for even μ s-scale workloads. Wave supports state encapsulation, fault tolerance, and rebootless upgrades. We implement kernel thread scheduling, memory management, and networking as Wave subsystems.

In Section 6, we evaluate several Wave subsystems on the Intel Mount Evans IPU [5], including memory management, thread scheduling, and networking. For even the most latency-sensitive μ s-scale subsystems, such as thread scheduling and networking, Wave overcomes the PCIe latency bottleneck to remain as performant as on-host subsystems, and outperforms them with additional IPU execution resources and better insight into the network. Similarly, for throughput-sensitive

subsystems such as memory management, Wave outperforms on-host subsystems and unlocks new policies that would be impractical to implement efficiently otherwise.

2. Background

2.1. SmartNICs and IPU

SmartNICs are PCIe cards featuring a System-on-Chip (SoC), which consists of a network interface card, compute capabilities in the form of ARM CPUs or programmable P4 pipelines, and hardware accelerators for compression, encryption, RDMA, NVMe virtualization, NVMe-over-fabrics, hardware clock synchronization, etc.

The interface between the host and the currently available SmartNICs is limited to memory-mapped IO (MMIO), direct memory access (DMA), and interrupts. The host can access the SoC’s DRAM via MMIO operations, which are synchronous memory operations over the PCIe bus, taking 100s of nanoseconds. DMA allows the SmartNIC to place data in the host memory without involving the host CPU and vice versa. Finally, the SmartNIC can send MSI-X signals (interrupts) to host CPUs. We analyze the overheads of these operations in our setup in Section 6.1.

Offloads: Recent work offloads virtual machine monitor control planes and data planes, along with host OS data planes, to SmartNICs. The AWS Nitro [1] is a custom accelerator attached to AWS machines that provides acceleration for virtual machine control planes and data planes. Dagger [6], FlexTOE [7], IRMA [8], and eRSS [9] offload a host OS data plane to the SmartNIC, specifically the network stack data plane. These offloads require either coarse-grained or unidirectional communication, so a new API and communication mechanism are required for OS control plane offload.

IPUs: The SmartNIC is emerging as the *Infrastructure Processing Unit* (i.e., IPU) of the data center, where all infrastructure tasks are moved to. The Intel Mount Evans [5] and AWS Nitro [1] are both IPU that support the offload of VMM control planes and data planes to improve virtualization efficiency, and the Mount Evans supports offload of native OS data plane operations such as networking and security. Wave’s design assumes the presence of a SmartNIC or IPU attached to a data center machine.

Coherent Interconnects: By default, IPU is attached to the PCIe bus, which requires careful coordination with the host for coherent communication. A PCIe roundtrip is 1μ s, which makes cross-PCIe accesses expensive. While prefetching and caching may hide some communication overheads, these techniques require software-based coherence, which itself suffers from the same overheads. New coherent interconnects, such as CXL [22], UPI [23], and NVLink [24] will provide a shared coherent memory address space between the IPU and host. These interconnects will partially simplify offload implementations, but the fundamental complexity of offload stays roughly the same. Similar issues have been explored in dual-socket

servers, which provide coherence across NUMA domains, but also require engineers to consider interconnect latency and coherence traffic to avoid performance degradation.

2.2. Userspace Resource Management

Recent work offloads host OS control planes and data planes to userspace. Due to the end of Moore’s Law and the increasing performance requirements of workloads, the Linux kernel is unable to provide the mechanisms and policies that workloads require for high performance. Thus, these userspace systems make it easy for developers to bypass the kernel and implement their own custom control and data planes. Similar to Wave, these userspace systems require developers to separate policy from mechanism, with the policy in userspace and the mechanism in the kernel or a library.

Recall that an operating system provides (1) protected access to shared resources and (2) a convenient API for applications that is easier to use than directly interacting with the underlying hardware. Existing work for virtual machines has already moved (1) to the IPU (i.e., the VM management service) and kept (2) on the host CPU (i.e., the virtual ISA). For the OS data plane that services baremetal applications and containers, existing work has similarly moved (1) to the IPU and kept (2) on the host. Wave adopts this design pattern of moving (1) to the IPU and keeping (2) on the host.

I/O: Recent dataplane operating systems such as IX [19], Shinjuku [25], Shenango [26], Caladan [21], Snap [20], Persephone [27], and Demikernel [28] leverage libraries like DPDK [29] to implement their own custom userspace networking stacks and communicate with the NIC directly. Similarly, ReFlex [30] uses SPDK [31] to communicate with flash storage from userspace. Because these systems can implement their own policies and mechanisms, workloads that run on these systems have significantly better performance than Linux, such as a 3.6x throughput improvement and 2x latency reduction in IX.

Scheduling: ghOSt [18] and Syrup [32] offload the kernel thread scheduling control plane to userspace. These systems make it easy to implement custom policies and offer benefits such as rebootless upgrades, fault isolation, and state encapsulation.

Memory Management: `userfaultfd` [33] offloads page fault handlers to userspace applications. This is used to support live migration of virtual machines [34].

File Systems: FUSE [35] lets userspace applications expose a file system to the Linux kernel. Over 100 filesystems have been implemented with FUSE [36].

Drivers: UIO [37], Apple DriverKit [38], and UMDF [39] support userspace drivers.

State Synchronization. Each system has its own ad-hoc synchronization scheme to share state between the kernel and userspace, and prevent time-of-check to time-of-use bugs. This state includes network streams, thread events (e.g., thread wakeups, blocks, etc.), and page table entries. IX uses cookies,

ghOSt uses counters and barriers, and `userfaultfd` uses file descriptors, which only allow one thread to read a page fault event once. There is no universal scheme used by all userspace systems, so developers must adapt to each framework, even though the premise of what needs to be synchronized is the same across all systems.

Communication. Each userspace system also has its own ad-hoc communication API. IX uses raw arrays, ghOSt uses a queue API, and `userfaultfd` uses file descriptors. These systems all implement fast communication over coherent shared memory, so they can be modified to use a single queue API, though their performance degrades with communication over PCIe.

2.3. Why offload the OS control plane onto an IPU?

Moving the OS control plane onto an IPU may not seem like a natural first choice, particularly with the availability of heterogeneous architectures with efficiency cores, such as ARM big.LITTLE [40] and the Apple M series [41]. Some OS subsystems, such as thread scheduling, only consume 5% of host cycles [13], so why not dedicate 5 host CPUs out of 100+ to the OS? Userspace implementations of the OS control plane, such as the dispatcher in Shinjuku [25] or the global agent in ghOSt [18], could be isolated to the efficiency cores while the high-performance cores are dedicated to application workloads.

However, this approach is not viable because these architectures are not yet present in data centers and keeping the control plane on the host harms workload performance due to cache, pipeline, and turbo interference. Most cloud providers deploy many types of CPUs—some they design themselves and some by third parties. The IPU is the constant reference point in every machine, and serves as the place to develop system functionality that covers all types of CPUs and servers. Moving the OS control plane to an IPU is a viable solution because every data center machine has an IPU or will have one in the near future.

Using a discrete IPU is also important for host workload acceleration. Special accelerator logic is packaged as part of the IPU SoC, such as the NIC itself, unlocking opportunities for tight hardware-software co-design between I/O and core OS policies. Additionally, the IPU features specialized efficiency cores for OS operations, and frees up the expensive host CPU for general-purpose application workloads.

Thus, Wave uses IPU solutions as a starting point. Virtualization and OS data planes have already been offloaded to IPUs, but IPUs have spare capacity for OS control planes. However, this solution requires a new API for OS control planes and a fine-grained bidirectional communication mechanism so that the OS can manage the application engine.

3. Wave Design

Wave is a framework for implementing OS control plane policies in userspace processes/agents, running on the IPU. The

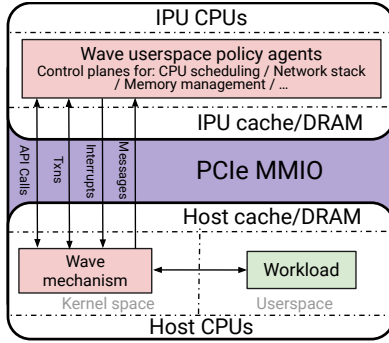


Figure 1: Wave high-level design.

mechanisms enforcing such policies remain on the host. The host invokes the policies on the IPU over the PCIe bus.

3.1. Wave Overview

Figure 1 shows Wave in a nutshell. Wave implements a shared memory queue abstraction backed by a choice of MMIO or DMA over the PCIe bus. The host kernel uses the queue to send the required state to the Wave agents, which run the control plane policies to make resource allocation decisions. Each agent makes decisions for a single OS subsystem. However, a single agent can also make decisions for multiple subsystems when improved insights allow for better resource allocation decisions. One such example is combining the network control plane and the thread scheduling control plane described in Section 6.2.1. The agents send their decisions back to the host kernel via a shared memory transaction API. The host kernel then enforces the decisions. Wave enables existing agent implementations, such as ghOST [18] agents, userfaultfd [33] or network agents [20] to run on the IPU and use Wave’s APIs to enforce policy decisions in the host OS.

How does Wave make a policy decision? As an example, Figure 2 shows the lifetime of a scheduling policy decision in Wave. A global, polling agent model is used in Figure 2, though Wave scales to multiple agents (Section 3.2).

- ❶ When some Thread A triggers an event (e.g., blocking on a futex, allocating a virtual memory region, etc.) on CPU 0, a message is generated on the host and sent to the subsystem agent on the IPU.
- ❷ The message is added to a message queue data structure, which is backed by the IPU SoC DRAM, accessible via the Wave shared memory abstraction.
- ❸ The agent, which runs in userspace on the IPU CPUs, polls locally for messages from the queue. Upon receiving the message, the agent updates its control plane state and runs the policy to determine how to allocate resources for that subsystem.
- ❹ The agent writes its decision to IPU SoC memory, which is visible to the host the Wave shared memory abstraction.
- ❺ The agent sends an interrupt (MSI-X) to CPU 0 on the host to trigger a preemption.
- ❻ In the interrupt handler, the host kernel on CPU 0 reads the decision from the shared memory region and enforces it, such as by context switching to a scheduled thread or updating a page table entry. In the figure, we show the host

context switching to the scheduled Thread B.

Despite existing solutions that split the policy from the mechanism [19, 25, 18, 26, 21, 29, 31, 30], Wave needs to overcome significant operating systems challenges to make control plane offload practical to use in a production environment. These challenges include communication via the PCIe bus, lack of support for interprocessor-interrupts for invoking OS functionality, and achieving competitive performance versus on-host resource allocation while moving I/O directly into the scheduling path. We start by explaining Wave’s design and the mechanisms it uses for host-IPU communication and signaling. In Section 4, we optimize Wave latency to achieve competitive performance with on-host resource allocation.

3.2. Splitting Policy & Mechanism with the Agent Model

As shown in Figure 1, the agents run on dedicated IPU CPUs and the application engine runs on host CPUs. In this model, each OS subsystem policy runs within an agent on the IPU, while the mechanism to enforce policy decisions remains in the host kernel. As we explain in Section 5, a thread scheduling policy runs in an agent while the IRQ handler and context switch mechanism remains in the host kernel, and a memory management policy runs in an agent while the page fault handler and the page tables remain in the host kernel.

By default, each agent runs the policy for a different subsystem. However, an administrator may choose a different granularity—such as having one agent schedule multiple subsystems, or on the other end of the spectrum, having one agent manage a subset of resources in a subsystem (e.g., per-socket memory, per-CCX CPUs, etc.). Upon an agent failure, Wave transparently falls back to the default on-host policy for that particular subsystem.

Agent Notification: Agents detect new messages by locally polling on the queues in IPU’s memory. Polling is a good fit for Wave subsystems because they require high throughput and low latency policy decisions, such as thread scheduling.

3.3. Wave API

Wave subsystems use the Wave API, shown in Table 1, for host-IPU communication. Specifically, the host uses the API to notify the IPU agents of state updates, register IRQ handlers, and handle policy decision transactions. The IPU uses the API to configure communication channels with the host, read host messages, and send policy decisions to the host.

The Wave API is general and supports the implementation of multiple subsystems, as described in Section 5. However, each subsystem may wish to implement its own domain-specific API calls. For example, a memory management subsystem may want to read access bits from host page table entries or a file system may want to query for attached devices. Wave permits each subsystem to implement its own private extensions to the API. Wave transparently serializes the API call arguments and lets the subsystem handle the call on the other

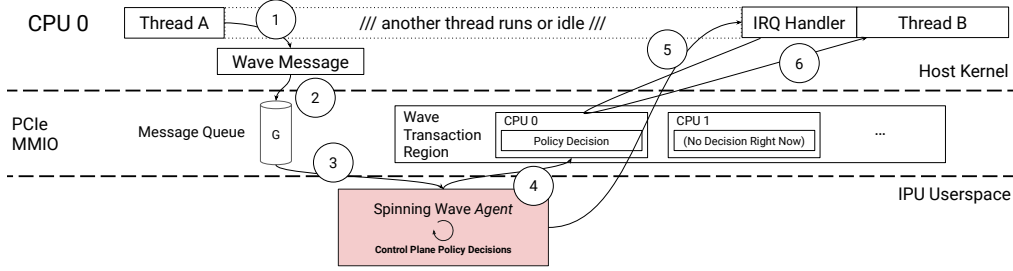


Figure 2: Wave schedules host CPUs across the PCIe bus.

Wave API Exposed to Host	Wave API Exposed to IPU
SEND_MESSAGE ()	START_WAVE ()
REGISTER_IRQ_HANDLER ()	POLL_MESSAGE ()
READ_TXN ()	CREATE_QUEUE ()
SET_TXN_OUTCOME ()	DESTROY_QUEUE ()
-custom subsystem API-	ASSOCIATE_QUEUE_WITH_CPU ()
	TXN_CREATE ()
	TXNS_COMMIT ()
	-custom subsystem API-

Table 1: Wave API.

side of the interconnect, depending on which side initiates the call.

3.4. Sharing Memory and State over PCIe

Efficient communication between the host kernel and the agents on the IPU is essential for high throughput and low latency application performance. Wave supports both MMIO and DMA, which are each well-suited for different subsystems.

What are the characteristics of kernel-agent communication in Wave? Each subsystem has different kernel-agent communication patterns.

Thread Scheduling: The host kernel mainly writes messages to the agents on the IPU (`SEND_MESSAGE ()`), and reads decisions from the agents upon receiving an MSI-X (`READ_TXN ()`). On the other hand, each agent optionally polls for messages from the host kernel (`POLL_MESSAGE ()`) and writes scheduling decisions to the host (`TXN_CREATE ()` and `TXNS_COMMIT ()`). In both cases, these transfers are highly latency sensitive ($<1\mu\text{s}$). However, relatively low throughput ($\sim 13.5\text{ KiB/s}$) is required as the decisions are compact and only generated on thread events, such as when a thread blocks.

Memory Management: Both the host kernel and Wave agents transfer high throughputs of data via the API. These transfers include both host PTEs that Wave agents read and page migration decisions the agents send to the host. While high throughput is critical, OS memory management is latency insensitive (e.g., 100s of ms).

Network Control Plane: This subsystem requires low-latency communication between the IPU and host for control plane decisions. Low throughput is sufficient as these decisions are compact and amortized across batches of RPCs.

Which communication mechanisms did we explore?

Network Packets. The host kernel and IPU agents can com-

municate via DPDK [29]. Mind the Gap [42], a scheduling offload system, used DPDK to reduce latency and compute resources; however, the system could not compete with on-host scheduling due to the $2.56\mu\text{s}$ overhead of creating and delivering a packet from the IPU to the host.

Direct Memory Access (DMA). IPU contains a DMA engine that copies data between the host DRAM and IPU DRAM. Polling agents initiate a DMA transaction on each poll iteration to read the latest host state, and initiate an additional DMA transaction to send decisions to the host. Several MMIO accesses are required to initiate DMA, so DMA is not a good fit for low-latency ($<1\mu\text{s}$) communication, but it is well-suited to subsystems that require high throughput transfer, such as memory management.

Memory-Mapped I/O (MMIO). Like most other IPU, the IPU that we use exposes an MMIO interface to the host so that the host can read and write a subset of the IPU memory, which the IPU CPUs otherwise have coherent access to via the SoC. The MMIO interface is backed by a hardware function in the IPU that operates without CPU intervention. As shown in Table 2, the direct CPU overhead of a 64-bit host MMIO write is $\sim 50\text{ ns}$ and a 64-bit host MMIO read is $\sim 750\text{ ns}$. Host MMIO writes have less CPU overhead than MMIO reads because they are not acknowledged, while for MMIO reads we must wait for the PCIe roundtrip to complete before it can use the read value. The host can use the MMIO region to access the IPU DRAM, but the IPU CPUs cannot access host memory without DMA. The MMIO mechanism throughput is bounded by the hardware capabilities of the PCIe bus and the IPU. These latencies are small enough and the throughput large enough that MMIO supports any OS control plane offload. Furthermore, the host MMIO write overhead is low while the agent has cheap on-chip memory read access, as the MMIO is backed by the IPU SoC memory. Thus, MMIO is a good fit, because the host primarily writes to shared memory while the agent primarily reads from shared memory. However, the host MMIO overheads are not trivial and could still become bottlenecks – both in terms of latency and throughput – for microsecond-scale workloads. We reduce these overheads further in Section 4.

CXL. Once CXL is widely deployed, its support for memory coherence will accelerate low-latency host MMIO accesses. IPU SoC memory will be cacheable on the host, so the host will be able to hide read latency by prefetching and reusing

MMIO reads. Similarly, MMIO writes will have lower overhead as the host can store a large batch of writes to the host cache hierarchy before flushing the batch to PCIe.

DMA will remain the preferred choice for high-throughput, latency-insensitive workloads. MMIO with CXL requires CPU coordination for memory transfer, while DMA offloads this coordination to the DMA engine, freeing up CPU cycles.

3.5. Security

Isolation: IPU agents are isolated by the userspace boundary on the ARM SoC. They can neither arbitrarily write each other’s memory nor send raw MSI-X vectors to the host. IPU agents are further isolated by the enclave boundary such that they cannot read messages or stage policy decisions for resources outside of their own enclave.

Watchdog: Each subsystem maintains its own on-host watchdog that kills its IPU agent(s) when it detects that they are malfunctioning. For example, in the thread scheduling subsystem in Section 5, the watchdog kills a scheduling agent if it has not made a decision for more than 20 ms.

The watchdog in each Wave subsystem can allocate host resources to avoid a host kernel lockup in the event of an IPU agent malfunction. For example, the thread scheduling watchdog runs on every interrupt and can schedule tasks, such as `kworkers` and `ssh`, at higher priorities. For networking, the host can use the hardware queues on the IPU without the IPU agent, and for memory, the host kernel reserves its own pool of kernel memory.

4. Wave Implementation

The Wave design places the slow PCIe bus between the host and the IPU agents. We describe the implementation of Wave’s low-overhead queue implementation, backed by a choice of DMA or MMIO, that makes control plane offload practical.

4.1. Host-to-IPU Communication

The host kernel sends state messages to the IPU agents to notify them of kernel events. For example, the host would notify the thread scheduler when a thread blocks or it would notify the memory manager when a thread allocates a virtual memory region. The host produces messages into a global queue, backed by SoC DRAM, for the IPU agents to consume.

4.2. IPU-to-Host Communication

The IPU agents stage policy decisions for the host to enforce. Wave allocates a per-CPU queue in SoC DRAM that IPU agents enqueue decisions into. The host CPU then reads decisions from the queue.

Host Preemption. Once an IPU agent stages a decision in a per-CPU queue, it notifies the host with an interrupt (MSI-X). Each host CPU has its own MSI-X vector, so when the IPU agent wants to notify a particular CPU, it sends the corresponding vector.

4.3. Queues

Wave implements queues with a choice of two communication mechanisms: *DMA* and *MMIO*. Wave reuses the DMA queue implementation in Floem [43], and uses this implementation as a starting point for an MMIO queue. We then optimize the MMIO queue for low-latency communication.

DMA: The IPU has a DMA engine that supports bidirectional memory transfer between host DRAM and the IPU SoC DRAM. Wave uses the Floem [43] DMA single-direction queue implementation. When the host CPU is the producer, entries are written to host DRAM and DMA’d to the IPU SoC DRAM. Conversely, when the IPU is the producer, the opposite occurs.

The producer writes one or more entries to the queue, and the consumer initiates a DMA transaction to read the entries, amortizing the DMA overhead across a batch of entries. To ensure the consumer does not read inconsistent entries the producer is still writing, each entry has a flag that the producer sets *after* it finishes writing the entry. If the consumer sees the per-entry flag set, the entry is valid to read.

MMIO: The IPU exposes an MMIO interface to the host. The MMIO interface provides the host with direct access to the IPU SoC DRAM. The SoC DRAM is connected to the ARM CPUs with a coherent interconnect, so host accesses to the IPU DRAM participate in the coherence protocol with the ARM CPUs.

MMIO Message Queues. Wave MMIO message queues operate identically to Floem queues. As shown in Figure 3, the producer writes an entry in the queue and then sets a per-entry flag to indicate the entry is valid. The consumer then loads the flag, and reads the entry if the flag is set. As only the IPU exposes its DRAM via MMIO while the host does not, the queues are always backed by SoC DRAM, regardless of which side is the producer or consumer.

Overflow. Wave queues are sufficiently large such that overflow is unlikely and causes an agent crash if it occurs, similar to other production systems [18]. We chose this approach because queue overflow indicates a serious engineering issue in the policy. Furthermore, for critical OS functions, it is not practical to wait until the queue drains. However, should a subsystem want to avoid overflow, the producer can check if the queue is full before enqueueing. To do so, the producer reads the queue length periodically (e.g., on every thousandth enqueue) and reserves a batch of slots at once, to minimize cross-PCIe reads.

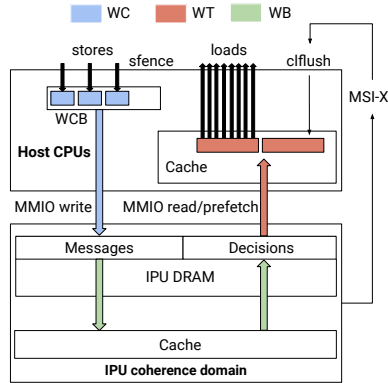


Figure 4: Wave improves performance by using multiple page table entry types, storing MMIO writes to the write-combining buffer, and prefetching/caching MMIO reads in the host CPU cache hierarchy.

```

1 // This function runs on the host CPU.
2 // The q *pointer* and msg *contents* are in coherent
3 // host memory. The MMIO memory is non-coherent.
4 void write_message_to_nic(mmio_queue *q, message *m) {
5     static uint64_t host_counter = 1; // Host memory
6     uint64_t counter, slot; // Host memory
7     do { // All are host memory accesses:
8         counter = host_counter;
9         slot = cmpxchg_relaxed(&host_counter,
10                                counter, counter + 1);
11     } while (slot != counter);
12     uint64_t idx = counter % NUM_SLOTS; // Host memory
13     memcpy(&q->slots[idx].m, m, sizeof(*m)); // MMIO
14     wmb(); // sfence
15     WRITE_ONCE(q->slots[idx].counter, counter); // MMIO
16 }
17
18 // This function runs on the NIC.
19 // All memory accesses in this function are to coherent
20 // NIC DRAM. This function is called by one global agent.
21 bool read_message_from_nic(mmio_queue *q, message **m) {
22     // Start at 1 as all slot counters are initialized to 0.
23     static uint64_t nic_counter = 1;
24     uint64_t idx = nic_counter % NUM_SLOTS;
25     uint64_t current = READ_ONCE(q->slots[idx].counter);
26     if (current != nic_counter) {
27         assert(current < nic_counter); // Crash if false.
28         return false; // No pending message.
29     }
30     rmb(); // lfence
31     *m = q->latest_slot;
32     q->latest_slot++; nic_counter++;
33     return true;
34 }

```

Figure 3: Wave queues have a generic interface for sending messages to IPU agents. This code implements a Wave queue accessed via MMIO.

4.3.1. Reducing MMIO Latency

MMIO is in the critical path of Wave subsystems that require very low (<1 μ s) latency, such as the network control plane (Figure 5) and thread scheduling (Figure 6). Host accesses to MMIO queues (backed by IPU DRAM) are very expensive due to the PCIe roundtrip overhead of $\sim 1\mu$ s. Wave subsystems that use DMA queues, such as memory management, require high throughput but are latency insensitive.

To reduce MMIO overheads further, it is important to set page table entry (PTE) types correctly and to cache MMIO contents whenever possible. Figure 4 shows how Wave sets PTE types and uses caches. Wave uses the following PTE types:

Write-Back (WB): The CPU caches and implements coherence for this type of memory (e.g., DRAM). This is the default mapping for userspace memory.

Write-Combining (WC): Similar to uncacheable memory (UC), the CPU does not cache or implement coherence, instead loading directly from memory. However, the CPU transparently redirects stores to a write-combining buffer, which is cheaper to write to than directly to memory. Thus, store performance greatly improves, particularly for multiple writes to a cache line. The CPU periodically flushes the write-combining buffer, such as when it fills or an interrupt is received, or explicitly with `sfence`.

Write-Through (WT): Similar to UC, the CPU stores directly to memory. However, loads are cached, so subsequent loads from the same cache lines are fast.

IPU CPU PTEs. The MMIO is backed by IPU memory on the SoC. The memory, the IPU CPUs, and the MMIO hardware function are connected to a coherent interconnect. Thus, we safely improve agent memory performance by mapping the MMIO memory into agent userspace with WB page table entries rather than UC.

Host CPU PTEs. The host is separated from the IPU memory by a non-coherent PCIe bus, so it is unsafe to map the MMIO into the host with WB. However, because the host writes frequently to the MMIO, we improve write performance by using WC instead of UC.

Caching MMIO Contents. A 64-bit host MMIO read has an overhead of ~ 750 ns, which makes it expensive for the host to read policy decisions, particularly since those decisions generally do not fit into 64 bits.

We want to transfer multiple words across the PCIe bus with minimal overhead. To do so, on the host we mark the scheduling decision MMIO as WT rather than WC, leaving the rest of the MMIO region as WC. As a result, on each 64-bit read to an MMIO address for a decision, the host CPU initiates a transfer of the entire cache line into the host CPU cache, with just the ~ 750 ns overhead of a single 64-bit read. Subsequent reads to the same cache line hit the cache, making it cheap to read >64-bit decisions. It is safe to mark part of the MMIO region as WT because reads to the MMIO region are idempotent, i.e., reads do not exhibit side effects since they load from the IPU SoC DRAM, so speculative reads and reads that hit the cache are safe.

With this approach, however, stale decisions linger in the host CPU cache. We implement a software-based coherence protocol in the host kernel. We control the IPU software, so we know when a new decision is stashed in the MMIO region and we flush the stale data from the host CPU cache with `clflush`. One example of when we flush is upon receiving

an MSI-X from the IPU, since the host CPU knows that a new decision is available and the existing decision in the cache is stale.

4.4. Hiding Agent Policy Loop Latency

Wave places I/O directly in the subsystem critical path, which can cause high policy loop latency and low host utilization for both DMA and MMIO. We further optimize the Wave loop latency.

Pre-staging Decisions. When the host requires a policy decision (Figure 2), there is a long wait (several μ s) before the IPU agent is notified and makes a decision. During this wait, the host CPU cannot execute the workload, leading to low host utilization. A Wave agent can make decisions ahead of time—before the host requests a decision—and *pre-stage* those decisions in SoC DRAM. When the host requires a policy decision, the host CPU immediately checks the MMIO for a decision and acts on it if present. This occurs without invoking the Wave agent on the critical path, significantly reducing policy loop latency. This leads to a substantial improvement in workload performance (32% in Section 6.3) and decouples host utilization from the policy loop latency.

When is pre-staging possible? Pre-staging is possible when the agent can make decisions before asked. A memory management agent can detect a strided host access, pre-allocate physical frames that will soon be needed, and then pre-stage new page table entries. A thread scheduler with a deep runqueue can pre-stage a runnable thread on each CPU.

Prefetching Decisions from the Agent. When the host needs a policy decision, the host CPU updates kernel state and sends a message to the Wave agent on the IPU, and then reads a pre-staged decision. In Section 4.3.1, we explain that the policy decision MMIO region is marked as WT, which supports prefetching (unlike UC and WC). Before updating kernel state and sending the message, the host CPU issues a prefetch for the decision. The work that the host CPU does before reading the decision is sufficiently high such that the MMIO read latency is completely hidden. Thus, when decisions are pre-staged, prefetching the next decision reduces the cost of MMIO reads to zero.

5. Wave Subsystems Design & Implementation

We implement kernel thread scheduling, memory management, and network RPC subsystems in Wave.

5.1. Kernel Thread Scheduling

Wave subsystems split mechanism from policy, keeping mechanism on the host CPU and offloading policy to the IPU. Related systems such as IX [19], Shinjuku [25], Shenango [26], Caladan [21], and ghOSt [18], also split mechanism from policy, with the mechanism in the host kernel and the policy in host userspace. ghOSt is the most general of these systems, so our Wave implementation uses ghOSt as a starting point.

ghOSt. ghOSt is a scheduling class in Linux that runs arbitrary policies in userspace *agents*. The agents receive thread state messages from the kernel (e.g., a thread blocked, a thread woke up, etc.), make scheduling decisions, and commit those decisions to the kernel via a transaction API. The kernel then context switches to the scheduled threads. Communication between the kernel and userspace occurs via shared memory.

Design: As shown in Figure 2, we logically move the ghOSt agents to the IPU and keep the ghOSt kernel scheduling class on the host. The kernel scheduling class sends messages to the IPU agents via the queue described in Section 4.1 and the agents send scheduling decisions to the host via the transaction region described in Section 4.2. Scheduling is a high-throughput, latency sensitive subsystem, so the thread scheduling IPU agents are always awake and polling for messages.

Implementation: The Wave thread scheduler implementation integrates the existing ghOSt implementation with the Wave API described in Section 3.3. To seamlessly support existing ghOSt policies, our implementation extends the Wave API to support ghOSt-specific APIs, described in Section 3.3.

Pre-staging and Prefetching. Wave pre-stages scheduling decisions so that the host may prefetch them when a thread blocks or yields. As shown in Section 6.3, this optimization improves scheduling throughput by 32%.

5.2. Memory Management

We describe the design and implementation of the Wave memory management subsystem.

Design: As with the other subsystems, we must separate policy from mechanism. Linux provides some support for this separation already. `userfaultfd` [33] steers page faults to a userspace handler, and userspace commits mappings to the kernel via a syscall. Linux also exposes additional memory controls to userspace via memory syscalls such as `mprotect()`, along with `sysfs` knobs.

Wave offloads the memory policy to the IPU and keeps the mechanism, such as page fault handlers, page table entries, and TLB shootdowns, on the host. The host uses the Wave API to send page table entries, which contain current mappings, dirty bits, and access bits—to the IPU. Similarly, Wave agents use the API to send updated mappings to the host. Upon receipt of the updated mappings, the host commits these mappings to the page table.

Implementation: The memory subsystem must transfer large throughputs of data, and so communication is supported via DMA. In Section 6.3.2, we implement a memory tiering policy from SOL [44], which keeps frequently accessed pages in DRAM and cold pages on disk. This policy only requires coarse-grained migration of pages, and on-host userspace applications can already initiate this migration via `madvise()`. Thus, we extend the Wave API to expose `madvise()` to the Wave agents so that they can initiate migrations on the host.

5.3. Network RPCs

Recent work [6, 7, 12, 9, 42, 10, 11] and RDMA protocols [8, 45, 46] show clear value in offloading network/RPC stacks to IPU. RPC stacks require significant compute for protocol processing, serialization, compression, and security. Thus, offload saves host CPU resources and unlocks opportunity for acceleration.

We implement a network RPC subsystem in Wave, including both the control plane and the data plane. We start with Stubby, a production RPC system similar to gRPC [47], and port it to Wave. This vanilla production RPC system uses RSS [48] on the NIC to steer packets to CPUs, the Linux network stack for TCP processing, and CFS for scheduling. RPC processing is in userspace. After processing an incoming RPC, the RPC system executes an application-specified callback function to handle the request. The application executes an RPC callback to send an RPC response, relying on the same in-kernel mechanisms.

Design: We move the production RPC system’s control plane and data plane to the IPU. When a packet arrives, the IPU uses its own Linux network stack for TCP processing. The IPU agent listens for packets with `epoll`, parses newly arrived RPCs, determines which host CPU to steer the packet to, and then notifies the host CPU. On the host, an RPC application links with a stub RPC library to make offload transparent.

The RPC payload is stashed in the Soc DRAM, so once the agent notifies the host, the RPC application thread reads the payload via an MMIO load. The application handles the request, writes the response with an MMIO store, and notifies the agent. The agent then sends an RPC response via the IPU Linux network stack.

Note that with this subsystem, Wave offloads both the control plane (packet steering, ARP, etc.) and the data plane (protocol processing, parsing, etc.). In Section 6.2.1, we demonstrate that by combining the control plane of network RPCs with the control plane of thread scheduling, Wave leverages network I/O insights to make both better packet steering decisions *and* thread scheduling decisions.

Notification. The host is notified of a new RPC either via an MSI-X or polling, and similarly the agent is notified of a response via an MSI-X or polling.

Implementation: The agent and the host use the Wave API to communicate via MMIO. The Wave agent stashes RPC payloads for the host in a single MMIO queue (Section 3.4). Each host thread has an MMIO queue to transfer RPC response payloads to the agent.

MMIO vs. DMA. Our implementation uses MMIO, though for large batch transfers, the IPU can be configured to use DMA to transfer RPC requests and responses.

Co-location: Related systems such as gRPC [47], DPDK [29], IX [19], Shinjuku [25], Shenango [26], Caladan [21], and Demikernel [28] also split network/RPC stack policy from mechanism. However, this work creates a gap be-

tween the host and the network workload, suffering from load imbalance issues similar to technologies such as RSS [48]. Thus, the host uses policies that waste resources either by over-allocating CPU resources to handle traffic or by dedicating host CPUs for scheduling that make informed decisions after the IPU transfers its traffic to host memory [20, 25]. In Section 6.2.1, we show the benefits of co-locating the RPC stack with thread scheduling on the IPU.

5.4. Implementing Wave Agents: Lessons Learned

We summarize lessons learned from our experience implementing Wave agents.

Minimize or Hide PCIe Overheads: Wave places the PCIe bus in the critical path between the host and the IPU agents. It is critical for subsystems to account for PCIe overheads in order to remain performant, akin to how an OS must consider cross-NUMA transfers in a machine with multiple sockets. Subsystems should consider the tradeoffs of transport mechanisms (MMIO or DMA), minimize state sharing [43], transfer data in batches, support the asynchronous model in agents, and hide latency with prefetching.

Keep Agents Modular: Management, engineering, and debugging complexity is reduced as modular agents seamlessly operate on different IPU, different IPU operating systems, and host userspace when an IPU is unavailable. It is also easier to experiment with different policies and offload techniques [43]. Agents encapsulate all policy state, and developers should avoid leaking state into other contexts or relying on APIs that are not supported by Wave.

Keep Fault Recovery Simple: An agent may crash or be killed in preparation for an upgrade. An operator may wish to restart the agent, or fall back to a vanilla on-host policy. In both cases, recovery is easier when the host kernel is the *source of truth* for all state, such as page table entries for a memory manager or thread TIDs for a scheduler. Both a restarted agent and a vanilla on-host policy pull this information upon launch and continue running their policies. Complicated checkpointing or state recovery increase engineering complexity and create further bugs that may require a machine reset.

Focus on Host Partitions and Agent Scalability: Data center machines have hundreds of CPUs, accelerators, terabytes of DRAM and flash, and NIC bandwidths of 100s of Gbps. A single-threaded Wave agent cannot scale to schedule all of these resources. Furthermore, multiple applications and tenants share a machine, making a single machine-wide policy undesirable. Developers should split host resources into logical partitions called *enclaves* (Section 3.5, each with their own agent and policy, as currently done by ghOSt. Agents should also parallelize policies so that a single agent remains performant even when operating on different machines, each with varying numbers of host resources and IPU CPU frequencies.

6. Evaluation

Wave is implemented as an extension to ghOSt on Linux. The

MMIO		
1. Host MMIO 64-bit Read (Uncacheable)		750 ns
2. Host MMIO 64-bit Write (Uncacheable)		50 ns
MSI-X		
3. MSI-X Send (Register Write)		70 ns
4. MSI-X Send (Ioctl + Register Write)		340 ns
5. MSI-X Receive		350 ns
6. MSI-X End-to-End		1,600 ns

Table 2: IPU microbenchmarks. Results are rounded to 1-2 leading digits. MSI-X End-to-End includes PCIe trip latency.

Wave Kernel Thread Scheduling Subsystem		
1. Open a Decision in Agent & Send MSI-X		
Baseline (§4.2)		1,013 ns
w/ WB PTEs on IPU (§4.3.1)		426 ns
2. Context Switch Overhead on Host		
Baseline (§4.1)		13,310-13,530 ns
w/ WB PTEs on IPU (§4.3.1)		9,940-10,160 ns
And w/ WC/WT PTEs on Host (§4.3.1)		6,100-6,910 ns
And w/ Pre-Staging & Explicit Prefetching (§4.4)		3,320-4,040 ns
On-Host ghOSt Schedule		
3. Open a Decision in Agent & Send Interrupt		
		770 ns
4. Context Switch Overhead on Host		
Baseline		4,380-4,990 ns
w/ Pre-Staging (§4.4)		2,350-3,260 ns

Table 3: Wave scheduling microbenchmark median results. Context Switch overheads include futex block overhead. "Open a Decision" results were consistent. We ran context-switch benchmarks five times and report the range of medians. "Pre-staging" context-switch medians have higher variability as the agent may fail to pre-stage.

host runs the 4.15 Linux kernel and the IPU runs the 5.10 Linux kernel.

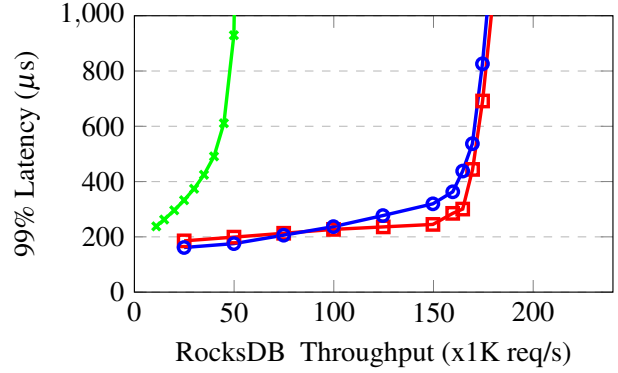
For our experiments, we used the Intel Mount Evans IPU [5], which has an ARM Neoverse N1 [49] CPU @ 3.0 GHz with 16 physical CPUs and a network function with 200Gbps of throughput.

The host has an AMD Zen3 CPU @ 2.45 GHz with 2 sockets, 64 physical cores per socket, 2 hyperthreads per physical core. The CPU frequency ranges from 2.45 GHz to up to 3.5 GHz with a turbo boost. The CPU contains core chiplet complexes (i.e., AMD CCX) with 8 physical cores per chiplet. Each CCX has its own private L3 cache. Unless otherwise noted, we run workloads on the first hyperthread of each host physical core and leave the second sibling idle.

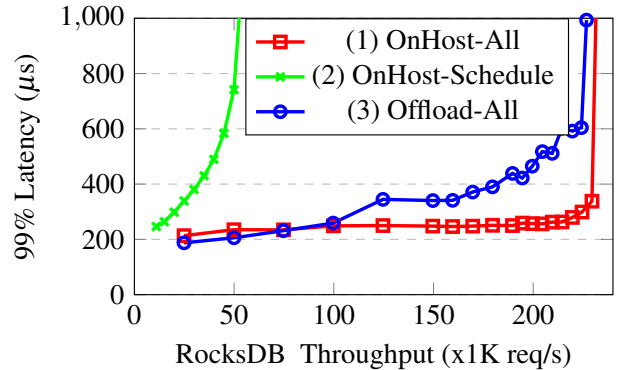
6.1. Is Wave effective in reducing communication and notification overheads?

We report the overheads of the Wave communication mechanisms in Table 2. In Table 3, we use the Wave kernel thread scheduling subsystem to show that the optimizations in Section 4 significantly improve performance. We compare this Wave subsystem with ghOSt scheduling as a baseline, as the Wave implementation uses ghOSt as a starting point and logically partitions ghOSt’s userspace agents across the PCIe bus from the on-host ghOSt kernel scheduling class (Section 5.1).

MMIO Overhead: MMIO writes and MMIO reads require ~ 50 ns and ~ 750 ns of host CPU overhead, respectively, assuming no prefetching or caching.



(a) Single-queue Shinjuku.



(b) Multi-queue Shinjuku leveraging network/RPC information about the request SLO.

Figure 5: RocksDB performance when running the scheduler and the RPC stack on the host or on the NIC.

MSI-X Overhead: Sending and receiving an MSI-X requires 340 ns and 350 ns of CPU overhead, respectively, on par with the performance expected from an on-host interprocessor interrupt. Furthermore, the end-to-end latency is $\sim 1.5\mu\text{s}$, making MSI-X an efficient notification mechanism.

Schedule Overhead: We compare the Wave kernel thread scheduling subsystem with ghOSt on-host scheduling, a baseline. Opening a decision in Wave (426 ns) is comparable to on-host ghOSt (770 ns). Context switch overhead in Wave (2350-3260 ns) is higher than ghOSt (3320-4040 ns) due to MMIO.

6.2. Does Wave improve host performance?

We now examine how implementing kernel thread scheduling and the network RPC stack as Wave subsystems improves application performance on the host.

6.2.1. Scheduling on the Network I/O path

We co-locate and evaluate both the Wave network RPC stack (Section 5.3) and kernel thread scheduling (Section 5.1) subsystems. Co-location saves host resources, enables Wave to use network information to make better scheduling decisions,

and allows for acceleration opportunities. The baselines are the RPC stack running on host and the scheduling policies running in on-host ghOST.

RocksDB. We run RocksDB [50], an in-memory key value store, on the host and our RPC stack receives RocksDB RPC requests. Each RPC request contains either a GET request or RANGE request. We use a workload where 99.5% are 10 μ s GETs and 0.5% are 10 ms RANGE queries. The RPC stack and RocksDB run in different processes and pass requests and replies via shared memory, i.e., host DRAM when the RPC stack is on-host and PCIe MMIO when the RPC stack is offloaded. We compare three scenarios:

OnHost-All: ghOST and the RPC stack are both on host. ghOST and the RPC stack communicate via coherent memory backed by host DRAM.

OnHost-Scheduler: ghOST runs on the host while the RPC stack is offloaded to the IPU CPU. They communicate via PCIe MMIO.

Offload-All: Wave and the RPC stack both run on the IPU CPU. They communicate via coherent memory backed by IPU SoC DRAM.

Host resource consumption changes significantly between these three scenarios. In OnHost-All, we use 8 host CPUs for our RPC stack, 15 host CPUs for RocksDB, and one CPU for the ghOST agent. In OnHost-Scheduler, having offloaded the RPC stack, we just use 15 host CPUs for RocksDB and one host CPU for the ghOST agent. Finally, for Offload-All, having offloaded both the RPC stack and the scheduler, we just use 16 host CPUs for RocksDB. We generate load with two clients attached to the same switch as the server. One client generates a large request load while the other client (i.e., latency client), generates a much smaller load.

Scheduler - RPC synergy. We first run the single-queue Shinjuku policy [25], which preempts threads that exceed a μ s-scale time slice. This ensures that for a highly dispersive workload, short requests do not get stuck behind long requests, thus causing the tail latency of the short requests to explode. All the request types have the same SLO. Figure 5a shows that by running the RPC stack and scheduling on the same node, CPU or IPU, we achieve almost identical performance (OnHost-All and Offload-All). However, as the RPC stack is offloaded and eventually accelerated using an IPU, the on-host scheduler has to read the RPC payload via MMIO, which is expensive; OnHost-Scheduler in Figure 5a shows this configuration saturating at a much lower throughput.

Leveraging network insights. We then implement the multi-queue Shinjuku policy which leverages RPC-specific information. This policy puts requests in different runqueues based on SLO, providing better performance isolation between SLO classes. The RPC stack shares a set of lockless queues with Wave, one queue per RPC RX thread. Each RPC request includes its SLO in its payload. Upon receiving a new RPC, the RPC stack enqueues the payload in a lockless queue. The spinning Wave agent picks up the request, assigns it to an idle

RocksDB thread, and adds the thread to a runqueue based on request SLO. The Wave agent then assigns threads to idle host CPUs. We use a preemption time slice of 30 μ s.

In Figure 5b, we report the combined throughput of the two clients, and the latency of the latency client. The saturation throughput of Offload-All is within 2.2% of OnHost-All, even though the latter uses 8 additional host CPUs for the RPC stack. The 2.2% gap is in part due to the overhead of MMIO accesses in RocksDB. Offload-All leverages the request SLO information to implement a multi-queue Shinjuku policy and achieves 20.8% higher throughput at saturation compared to the single-queue Shinjuku policy (Figure 5a). For OnHost-Schedule, the overhead of accessing the payload via PCIe is the dominating factor and leveraging network information has no impact. This shows that to offload/accelerate an RPC stack and effectively leverage network insights (request SLO in this case), it is *essential* to also offload scheduling.

Avoiding On-Host Interference: Another reason to offload management functions to an IPU is to avoid on-host interference. When a scheduler is running on-host, it is vulnerable to performance degradation due to resource contention from applications running next to it. While it is possible to mitigate some sources of interference by dedicating a CPU for scheduling, this approach does not handle second-order effects such as cache pollution or memory bandwidth interference and potentially wastes host resources. On the other hand, if we run scheduling on the IPU, only we, the cloud operator, control what is running next to the scheduler. Thus, with Wave, the scheduling agent is not susceptible to interference from noisy neighbors.

When running an antagonistic workload on the same NUMA node, i.e., CCX, as the on-host ghOST agent, the application tail latency increases by 10% on average across all load levels. The application we use is RocksDB with 99.5% 10 μ s GET requests and 0.5% 10 ms RANGE requests. We use the Shinjuku multi-queue policy with a preemption slice of 30 μ s. To showcase how second-order effects can be significant, the antagonistic workload is pinned on a different set of physical cores than the agent, eliminating the possibility of CPU interference. The antagonist degrades the agent’s performance by streaming a lot of data from DRAM, using up most of the memory bandwidth and polluting the shared last-level cache. However, when we use Wave, the antagonist does not affect the agent’s performance as it is running on a separate device.

Can Wave benefit from improved Host-IPU communication? Shared memory over MMIO is the communication mechanism that best fits with the IPU that we use. Network packets and DMA both impose an unacceptably high overhead and end-to-end latency, and they both increase engineering complexity as they are asynchronous communication mechanisms. However, MMIO still has significant overheads. A 64-bit read takes \sim 750 ns, due to the roundtrip over the bus. While we mitigate this overhead in Section 4.3.1 and Section 4.4, we had to implement a software-based coherence

protocol. This coherence protocol has its own overheads, in particular the use of `clflush`, and is not practical to use when large amounts of data are being transferred. MMIO writes also have significant overhead; a 64-bit MMIO write takes ~ 50 ns, preventing Wave from being on-par with on-host ghOSt, even when we use write-combining page table entries.

Communication is the main bottleneck in Wave for μ s-scale scheduling policies and workloads. Wave benefits from the reduced communication overheads promised by CXL [22], UPI [23], and NVLink [24]. These are coherent interconnects that eliminate the need for software coherence and let the host map MMIO with write-back page table entries, eliminating the overhead of flushing the write-combining buffer.

To show that Wave can take advantage of coherent interconnects, we emulate a UPI-attached IPU using the CPU socket that the NIC is connected to, and we use the other socket as the host. The two sockets are connected via a UPI link. We use AMD’s HSMP frequency scaling driver to set the turbo boost limit to emulate the slower IPU CPUs. We run Wave on the emulated IPU and we schedule the application threads on the second socket. The same message queue optimizations, including pre-staging, from our on-host configuration apply to the emulated IPU configuration. The socket running the application runs at 3.5GHz and we test three different frequency limits for the emulated IPU socket: 3GHz (our IPU SoC frequency), 2.5GHz and 2GHz. The slowdowns at saturation that we observe compared to our on-host configuration are 1.3%, 2.5% and 3.5%, respectively. At 3GHz, UPI gives us an improvement of 0.9% over Wave running on our IPU connected via PCIe. This result shows that Wave effectively uses both shared memory and PCIe, performing well even without hardware cache coherence. With Wave using UPI, we can further reduce the gap between on-host and offloaded scheduling, and this validates the efforts to put NICs on coherent interconnects.

6.3. Is Wave competitive with on-host OS subsystems?

How does Wave perform on a workload expressly designed to stress its overheads? Thread scheduling is among the most performance-intensive OS subsystems. We compare Wave with an on-host ghOSt global scheduling agent and show that its performance is competitive when scheduling RocksDB. We run RocksDB across 16 host CPUs (i.e., 2 CCX complexes). We limit to two CCX’s as a single on-host ghOSt global agent has difficulty scaling beyond multiple CCX’s due to L3 cache misses.

RocksDB: We run an on-host synthetic load generator with a Poisson arrival process to generate RocksDB requests. The synthetic load generator creates requests itself; there is no network/RPC traffic.

We implement a FIFO scheduling policy, the Shinjuku preemptive scheduling policy, and the Shinjuku+Shenango preemptive policy in Wave and on-host ghOSt.

FIFO Scheduling Policy: We implement a run-to-completion FIFO policy in both Wave and ghOSt. This policy

requires only a few cycles to make a decision so it makes Wave overheads apparent, such as PCIe MMIO costs. The FIFO policy pre-stages threads (Section 4.4) in both schedulers. We compare three scenarios:

On-Host: On-host ghOSt with 16 host CPUs, one of which is used by the spinning global agent while the remaining 15 run worker threads.

Wave-15: Wave with 15 host CPUs, all of which run worker threads, the same number as On-Host.

Wave-16: Wave with 16 host CPUs, all of which run worker threads. Wave frees up a host CPU that on-host ghOSt dedicates to a global agent, so this CPU can run worker threads.

Results: In Fig. 6a, On-Host has a tail latency that is a few μ s lower than both Wave scenarios for low-to-moderate throughputs, since Wave crosses the PCIe bus.

Wave-15 vs. On-Host: On-Host saturates at a throughput 1.1% higher. The gap is due to MMIO overhead in Wave-15.

Wave-16 vs. On-Host: Wave-16 saturates at a throughput 4.6% higher as it has an extra host CPU to schedule workers on. This is smaller than the expected $(16 - 15)/15 = 6.7\%$ improvement, due to MMIO write overhead.

Wave-15 vs. Wave-16: The latter saturates at a throughput 5.7% higher due to the extra worker.

How much do the latency optimizations in Section 4 improve performance? We repeat the Wave-16 experiment but instead use the Wave system described up through but not including 4.3.1, with no MMIO overhead reduction or latency hiding, and successively turn on optimizations.

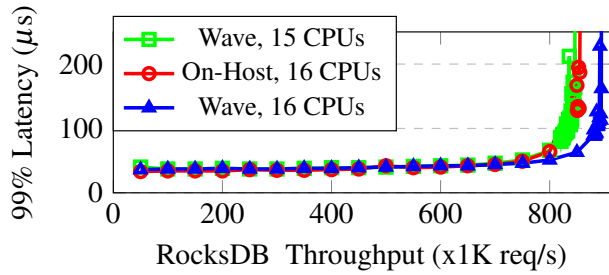
	Saturation Tput
Baseline (No Optimizations, §4)	258,000
+ IPU WB PTEs (§4.3.1)	520,000 (+102%)
+ Host WC/WT PTEs (§4.3.1)	680,000 (+31%)
+ Pre-Staging and Explicit Prefetching (§4.4)	895,000 (+32%)

Table 3: Each optimization is important for improving Wave performance.

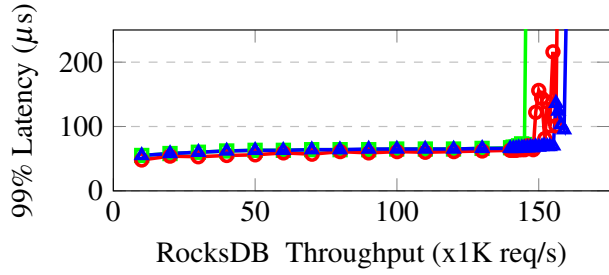
Shinjuku Scheduling Policy: We implement the preemptive single-queue Shinjuku scheduling policy in both Wave and on-host ghOSt. This policy shows that MSI-X interrupts are a reasonable alternative to inter-processor interrupts (IPIs).

The load generator produces 99.5% of requests as 10 μ s GET requests and 0.5% as 10 ms RANGE queries. The Shinjuku preemption time slice is 30 μ s and adds preempted threads to the back of the runqueue. Both Wave and on-host ghOSt pre-stage decisions.

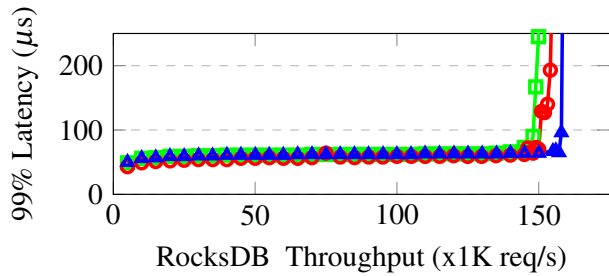
In Fig. 6b, On-Host has a tail latency that is a few μ s lower than Wave for low-to-moderate throughputs. The three scenarios saturate in the same order as above. However, Wave-16 saturates 1.9% higher than On-Host, which saturates 7.6% higher than Wave-15. Wave-15/Wave-16 do worse relative to On-Host than in FIFO because the pre-staging and prefetching optimizations (§4.4) are not possible when a worker thread is preempted.



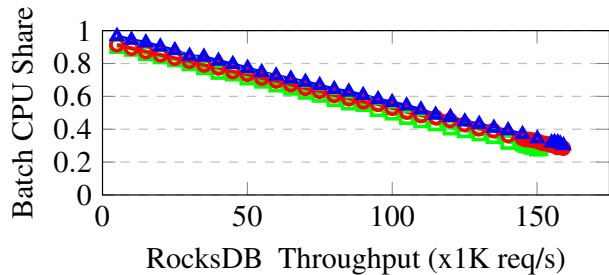
(a) FIFO scheduling policy for 10 μ s GET requests.



(b) Shinjuku scheduling policy for a 99.5% 10 μ s GET requests and 0.5% 10 ms RANGE requests workload. The preemption slice is 30 μ s.



(c) Shinjuku+Shenango scheduling policy for a workload that is 99.5% 10 μ s GET requests and 0.5% 10 ms RANGE requests, with a background batch app (shown in Figure 6d). Shinjuku preemption slice is 30 μ s.



(d) Batch CPU share for Shinjuku+Shenango policy.

Figure 6: Wave implements modern μ s-scale preemptive policies and is competitive with on-host scheduling.

Multiple Workloads Comparison: We extend the Shinjuku scheduling policy to support Shenango-style co-location of latency-sensitive RocksDB with a batch workload. Shenango [26] shares spare cycles with batch workloads when possible, while preserving μ s-scale tail latency guarantees for latency-sensitive apps. We co-locate RocksDB with a synthetic batch workload on the same set of CPUs. In Figure 6c, RocksDB performs identical to Figure 6b, while spare cycles are given to the batch application. As expected, the batch application’s share CPU cycles decreases linearly as the RocksDB throughput increases.

Conclusion: Wave is competitive with on-host ghOSt, even for the most demanding μ s-scale policies and workloads and in the presence of co-located workloads.

6.3.1. Improving VM Efficiency

Virtual machines run atop a hypervisor inside the host kernel and their vCPUs are scheduled by the host OS kernel scheduler. Thus, even for a VM workload, the host kernel scheduler consumes up to 5% of cycles across the fleet [13] and induces VM interference with timer ticks.

A prime candidate for offload is our custom kernel scheduling policy for our GCE [51] virtual machine implementation. Our custom policy is based on Tableau [17] and prioritizes fair CPU sharing among all vCPUs while setting an upper bound on tail latency. The policy schedules both siblings of each physical core simultaneously using an algorithm similar to two-phase commit [52]. This ensures that one customer’s vCPUs run at a time on a physical core to prevent cross-sibling speculative execution attacks such as MDS and LITF [53, 54, 55, 56, 57, 58]. The policy runs vCPUs for a 5-10 ms time quantum. However, vCPUs may be preempted at 1 ms granularity to ensure fair sharing as vCPUs consume unequal amounts of CPU time when they block/wakeup within their time quantum. This policy does not use pre-staging.

On-Host ghOSt: Our production VM scheduling policy is implemented with on-host ghOSt. Each CPU has its own ghOSt agent, with agents on the same physical core coordinating their decisions.

Timer Ticks. Our production machines deliver a timer tick to each CPU once per millisecond since the VM scheduling policy preempts at this granularity. Upon delivery, a timer tick invokes the local ghOSt agent, which performs bookkeeping and may schedule a new vCPU. Timer ticks reduce the performance of customer VMs as they require a VM-exit, local agent invocation, and guest re-entry. Each CPU does this work so frequently that idle vCPUs do not enter deep power saving modes. This wastes power and prevents other CPUs from experiencing a turbo boost, which is when the frequency of some CPUs is temporarily increased because other CPUs are not consuming as much power or generating heat.

Why not use an on-host global agent model? If we implemented our VM scheduling policy with an on-host global agent rather than per-CPU agents, we could turn timer ticks

off. The spinning global agent could perform bookkeeping in its scheduling loop and reschedule vCPUs as needed based on the current timestamp value. However, the on-host global agent model is a non-starter because it is pinned to a spinning CPU that cannot be used by cloud clients, and as explained in Section 2.3, pinning the global agent to an on-host efficiency core is similarly not an option because these architectures are not yet present in data centers. Furthermore, sizing a VM to a full machine also ensures the VM does not experience noise or performance reduction due to host administrative overheads, such as I/O. In fact, this goal motivated cloud providers to push kernel work to IPU in the first place [1].

Wave: We implement our VM scheduling policy in Wave. There is one global agent on our IPU scheduling the host threads. A single global agent suffices because the VM workload generates scheduling events every few milliseconds. We disable time ticks on all of our hosts.

VM Compute Performance. We compare VM compute performance with on-host ghOST vs. Wave. Neither scheduler uses pre-staging, though Wave uses the other optimizations from Section 4. In both scenarios, two VMs are scheduled, each with 128 vCPUs. The VMs are multiplexed across 128 physical CPUs in a single socket. We limit our focus to a single socket because turbo boost is managed on a per-socket basis, i.e., the CPU state in one socket does not affect the clock frequency in other sockets. Inside each VM, we run the `busy_loop` utility, which does arithmetic and system calls. We use `busy_loop` internally to characterize compute performance and generate turbo frequency curves for new hardware.

In Figure 7, we start by running `busy_loop` on one vCPU in each VM with all other vCPUs idle. We spawn additional instances of `busy_loop`, one per vCPU. We start by running `busy_loop` on the first sibling of each physical core, and once all first siblings are busy, we start running on second siblings.

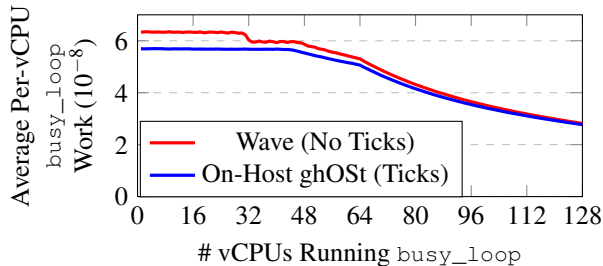
In Figure 7a, Wave has an 11.2% improvement over on-host ghOST when 1 vCPU is active, 9.7% when 31 vCPUs are active, and 1.7% when 128 vCPUs are active. When many vCPUs are idle, active vCPUs save the tick overhead and experience a turbo boost.

Once 32 vCPUs are active, AMD’s turbo governor applies a smaller turbo boost. Once 64 vCPUs are active, the first sibling on each physical core is busy and we start running `busy_loop` on the second siblings. When 128 vCPUs are active, no vCPUs receive a turbo boost and so the 1.7% improvement is solely timer tick overhead savings.

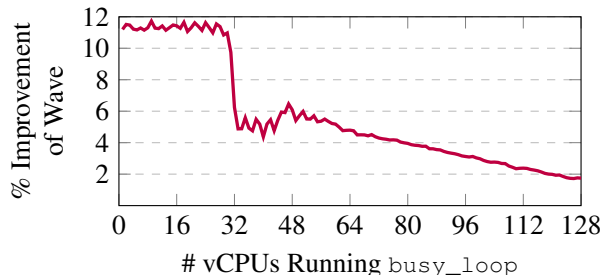
Using one IPU CPU for scheduling saves $1.7\% * 256 = 4.4$ CPUs per host; at fleet scale, even a small improvement like this translates to significant cost savings. Also, VMs with idle vCPUs experience a turbo boost, which was previously not possible with timer ticks.

6.3.2. Improving Memory Consumption

Recent work shows value to using machine learning policies to improve system efficiency across multiple metrics [59, 60,



(a) For each scenario, there are two VMs with 128 vCPUs each, scheduled on a 128 CPU socket.



(b) The % improvement of Wave (No Ticks) over On-Host ghOST (Ticks).

Figure 7: Compute performance in our production GCE VM implementation when scheduled by Wave (timer ticks disabled) vs. on-host ghOST (timer ticks enabled). Both schedulers implement our in-house production virtual machine kernel scheduling policy.

61, 62, 63], including DRAM consumption [44]. SOL [44] introduces an ML-based policy to classify memory pages into a "fast" tier or a "slow" tier. The SOL policy groups consecutive pages into batches, and hot (i.e., frequently accessed) batches are placed into a faster tier of memory, such as normal DRAM, while cold batches are placed elsewhere, such as persistent memory or on disk. The policy scans the access bits for individual pages and then classifies batches using "Thompson Sampling with a Beta distribution prior" [44, 64]. Each batch is scanned with a particular frequency, ranging from 300ms to 9.6s, and batches are moved between memory tiers once per epoch, which is 38.4s (i.e., 4x the slowest scanning frequency). Importantly, the policy tries to determine the optimal frequency to scan access bits since each scan (1) requires flushing the TLB and (2) induces overhead in the agent. This policy requires significant host compute, scaling to several CPUs and beyond, proportional to the size of the address space and other policy parameters.

We implement the SOL policy both in Wave and an on-host agent, which is the first time this policy has been implemented and evaluated. We use the policy to manage memory for a RocksDB workload that consists entirely of 10 μ s GET requests. The RocksDB database contains 10 billion key-value pairs and is approximately 100 GiB in size. Similar to the experimental setup in SOL, we group pages into batches of size 256 KiB (64 different 4 KiB pages per batch) and each

# CPUs	Offload (ms)	On-Host (ms)
1	1,018	623
2	576	431
4	437	354
8	384	322
16	364	309

Table 4: Memory-management agent loop duration. As the policy is parallelized across more CPUs, the overhead decreases.

batch is eligible to be scanned with a period ranging from 600 ms, 1.2s, 2.4s, ..., 9.6s. We found 300ms to be too aggressive in practice given the size of the address space. Once per 38.4s epoch (as in the SOL paper), fast batches are pinned to DRAM while slow batches are swapped to the file system. We affine RocksDB to two CCX’s with 8 physical cores each. There is one load generator, one dispatcher, and 14 workers, each affined to a different CPU and scheduled by Linux CFS.

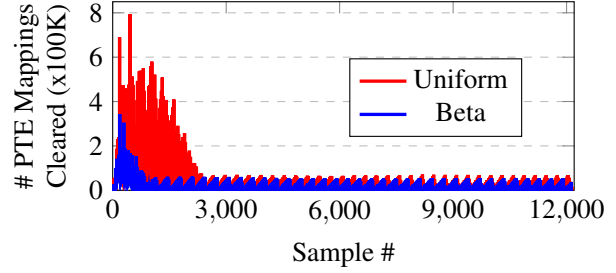
We compare the SOL policy implemented in an offload Wave agent vs. an on-host agent. In both cases, there is an on-host shim mechanism layer that assists with reading and clearing access bits, and actuates memory migration decisions.

Wave Agent: We implement the SOL policy in an offload Wave agent. In coordination with the host shim, the Wave agent uses DMA to read and clear access bits from the offload device. DMA is the right choice for this policy rather than MMIO because the policy requires a large throughput of data transfer from the host and is fairly insensitive to latency (ms-scale rather than μ s-scale). The Wave agent uses Thompson Sampling to determine the optimal scanning frequency for each batch. Once per epoch, the Wave agent classifies batches into fast vs. slow tiers, and then sends its decisions to the host shim via DMA. The host shim then actuates those decisions.

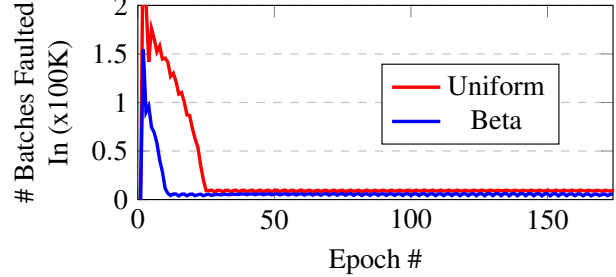
This policy is quite compute-heavy, and the overhead increases as the workload address space increases and as various policy knobs are turned. For example, smaller batch sizes and more frequent scans allow more accurate classifications, but require more compute. For this experimental setup, one ARM CPU is far from sufficient as the policy would be unable to scan as frequently as 600ms due to the high compute overhead. However, the compute is trivially parallelizable and we are able to use up to all 16 CPUs on the offload device to perform computations.

On-Host Agent: We also implement the SOL policy in an on-host agent, which similarly works in coordination with the shim layer via shared memory rather than DMA. As above, the policy compute overhead is parallelized over multiple AMD x86 CPUs, though we find that about 8 AMD x86 host CPUs perform work equivalent to that of 16 ARM CPUs on the offload device.

Table 4 shows the scanning iteration overhead for both the offloaded Wave agent and the on-host agent. The SOL policy is compute-heavy, and for scanning periods as short as 600ms, one thread is unable to keep up. By parallelizing the



(a) # PTE mappings cleared.



(b) # batches faulted into DRAM.

Figure 8: The SOL policy learns the workload’s memory access patterns over time. Thus, both (a) the PTE mappings cleared and (b) the batches faulted in decrease over time and remain close to zero over the long term. Note that the axes of the two figures do not correspond one-to-one.

policy across 16 ARM CPUs or 8 AMD x86 CPUs, the agent comfortably maintains this scanning period and approaches even a 300ms period, as the SOL paper uses in simulation. By offloading this compute-heavy policy to the IPU, Wave recovers up to 8-16 x86 host CPUs. The policy requires even more compute as the RocksDB address space size increases, batches decrease in size, or the scanning period decreases.

Figure 8a shows the number of access bits that were viewed as set and then cleared per scanning iteration. Figure 8b shows the number of batches that had to be faulted into DRAM from slow memory per epoch. In both figures, the number of faults and access bits decreases over time. This confirms that the SOL policy learns the workload’s memory access patterns and thus requires less intervention as time goes on.

RocksDB: The SOL policy reduces RocksDB’s memory footprint. Once RocksDB initializes, the database consumes 102 GiB DRAM. After the SOL policy runs for three epochs, about 79% of the database is swapped to disk, so the database only consumes 21.3 GiB DRAM. The impact on RocksDB’s performance is minimal, with a median request latency of 12 μ s and a tail (99%) latency of 31 μ s.

7. Conclusion

Wave is a new split OS architecture for application engines. OS subsystem policies are implemented on the IPU while the mechanism remains on the host. Wave retains the perfor-

mance and flexibility of on-host OS subsystems, saves host cycles by offloading policies customized to emerging workloads and hardware, and is a necessary first step to accelerating scheduling and RPC processing. To provide these benefits, Wave implements and optimizes an API that supports shared memory communication over the interconnect and supports notification via MSI-X. We demonstrate that Wave performs on par and often outperforms on-host subsystems for our production Stubby RPC framework, our production GCE VM implementation, and RocksDB.

References

- [1] Aws nitro system. <https://aws.amazon.com/ec2/nitro/>. Last accessed: 2020-11-29.
- [2] Nvidia bluefield. <https://www.nvidia.com/en-us/networking/products/data-processing-unit/>. Last accessed: 2022-12-06.
- [3] Fungible. <https://www.fungible.com/product/dpu-platform/>. Last accessed: 2022-12-06.
- [4] Amd pensando. <https://www.amd.com/en/accelerators/pensando>. Last accessed: 2022-12-06.
- [5] Intel® infrastructure processing unit (intel® ipu) asic e2000. <https://www.intel.com/content/www/us/en/products/details/network-io/ipu/e2000-asic.html>. Last accessed: 2023-08-04.
- [6] Nikita Lazarev, Shaojie Xiang, Neil Adit, Zhiru Zhang, and Christina Delimitrou. Dagger: Efficient and fast rpcs in cloud microservices with near-memory reconfigurable nics. In *Proceedings of the 26th ACM International Conference on Architectural Support for Programming Languages and Operating Systems, ASPLOS '21*, page 36–51, New York, NY, USA, 2021. Association for Computing Machinery.
- [7] Rajath Shashidhara, Tim Stamler, Antoine Kaufmann, and Simon Peter. FlexTOE: Flexible TCP offload with Fine-Grained parallelism. In *19th USENIX Symposium on Networked Systems Design and Implementation (NSDI 22)*, pages 87–102, Renton, WA, April 2022. USENIX Association.
- [8] Arjun Singhvi, Aditya Akella, Dan Gibson, Thomas F. Wenisch, Monica Wong-Chan, Sean Clark, Milo M. K. Martin, Moray McLaren, Prashant Chandra, Rob Cauble, Hassan M. G. Wassel, Behnam Montazeri, Simon L. Sabato, Joel Scherpelz, and Amin Vahdat. IRMA: Re-Envisioning Remote Memory Access for Multi-Tenant Datacenters. In *Proceedings of the Annual Conference of the ACM Special Interest Group on Data Communication on the Applications, Technologies, Architectures, and Protocols for Computer Communication, SIGCOMM '20*, page 708–721, Virtual Event, USA, 2020. Association for Computing Machinery.
- [9] Alexander Rucker, Muhammad Shahbaz, Tushar Swamy, and Kunle Olukotun. Elastic rss: Co-scheduling packets and cores using programmable nics. In *Proceedings of the 3rd Asia-Pacific Workshop on Networking 2019, APNet '19*, page 71–77, New York, NY, USA, 2019. Association for Computing Machinery.
- [10] Daniel Firestone, Andrew Putnam, Sambhrama Mundkur, Derek Chiou, Alireza Dabagh, Mike Andrewartha, Hari Angepat, Vivek Bhanu, Adrian Caulfield, Eric Chung, Harish Kumar Chandrappa, Somesh Chaturmohta, Matt Humphrey, Jack Lavier, Norman Lam, Fengfen Liu, Kalin Ovtcharov, Jitu Padhye, Gautham Popuri, Shachar Raindel, Tejas Sapre, Mark Shaw, Gabriel Silva, Madhan Sivakumar, Nisheeth Srivastava, Anshuman Verma, Qasim Zuhair, Deepak Bansal, Doug Burger, Kushagra Vaid, David A. Maltz, and Albert Greenberg. Azure accelerated networking: Smartnics in the public cloud. In *Proceedings of the 15th USENIX Conference on Networked Systems Design and Implementation, NSDI'18*, page 51–64, USA, 2018. USENIX Association.
- [11] Maroun Tork, Lina Maudlej, and Mark Silberstein. Lynx: A smartnic-driven accelerator-centric architecture for network servers. In *Proceedings of the Twenty-Fifth International Conference on Architectural Support for Programming Languages and Operating Systems, ASPLOS '20*, page 117–131, New York, NY, USA, 2020. Association for Computing Machinery.
- [12] Stephen Ibanez, Alex Mallery, Serhat Arslan, Theo Jepsen, Muhammad Shahbaz, Changhoon Kim, and Nick McKeown. The nanopu: A nanosecond network stack for datacenters. In *15th {USENIX} Symposium on Operating Systems Design and Implementation ({OSDI} 21)*, pages 239–256, 2021.
- [13] Svilen Kanev, Juan Pablo Darago, Kim Hazelwood, Parthasarathy Ranganathan, Tipp Moseley, Gu-Yeon Wei, and David Brooks. Profiling a warehouse-scale computer. In *Proceedings of the 42nd Annual International Symposium on Computer Architecture, ISCA '15*, page 158–169, New York, NY, USA, 2015. Association for Computing Machinery.
- [14] The linux completely fair scheduler. <https://www.kernel.org/doc/html/latest/scheduler/sched-design-CFS.html>. Last accessed: 2023-08-09.
- [15] Jonathan Corbet. An eevdf cpu scheduler for linux. <https://lwn.net/Articles/925371/>. Last accessed: 2024-07-01.
- [16] Jonathan Corbet. Completing the eevdf scheduler. <https://lwn.net/Articles/969062/>. Last accessed: 2024-07-01.
- [17] Manohar Vanga, Arpan Gujarati, and Björn B. Brandenburg. Tableau: A high-throughput and predictable vm scheduler for high-density workloads. In *Proceedings of the Thirteenth EuroSys Conference, EuroSys '18*, New York, NY, USA, 2018. Association for Computing Machinery.
- [18] Jack Tigar Humphries, Neel Natu, Ashwin Chaugule, Ofir Weisse, Barret Rhoden, Josh Don, Luigi Rizzo, Oleg Rombakh, Paul Jack Turner, and Christos Kozyrakis. ghost: Fast and flexible user-space delegation of linux scheduling. In *Proceedings of the ACM SIGOPS 28th Symposium on Operating Systems Principles CD-ROM*, page 588–604, New York, NY, USA, 2021.
- [19] Adam Belay, George Prekas, Ana Klimovic, Samuel Grossman, Christos Kozyrakis, and Edouard Bugnion. IX: A protected dataplane operating system for high throughput and low latency. In *11th USENIX Symposium on Operating Systems Design and Implementation (OSDI 14)*, pages 49–65, Broomfield, CO, October 2014. USENIX Association.
- [20] Michael Marty, Marc de Kruijf, Jacob Adriaens, Christopher Alfeld, Sean Bauer, Carlo Contavalli, Mike Dalton, Nandita Dukkkipati, William C. Evans, Steve Gribble, Nicholas Kidd, Roman Kononov, Gautam Kumar, Carl Mauer, Emily Musick, Lena Olson, Mike Ryan, Erik Rubow, Kevin Springborn, Paul Turner, Valas Valancius, Xi Wang, and Amin Vahdat. Snap: a microkernel approach to host networking. In *In ACM SIGOPS 27th Symposium on Operating Systems Principles*, New York, NY, USA, 2019.
- [21] Joshua Fried, Zhenyuan Ruan, Amy Ousterhout, and Adam Belay. Caladan: Mitigating interference at microsecond timescales. In *14th USENIX Symposium on Operating Systems Design and Implementation (OSDI 20)*, pages 281–297. USENIX Association, November 2020.
- [22] HOME | Compute Express Link. <https://www.computeexpresslink.org>.
- [23] Intel(r) xeon(r) processor scalable family technical overview. <https://www.intel.com/content/www/us/en/developer/articles/technical/xeon-processor-scalable-family-technical-overview.html>. Last accessed: 2022-12-07.
- [24] Nvlink and nvswitch. <https://www.nvidia.com/en-us/data-center/nvlink>. Last accessed: 2022-12-07.
- [25] Kostis Kaffes, Timothy Chong, Jack Tigar Humphries, Adam Belay, David Mazières, and Christos Kozyrakis. Shinjuku: Preemptive scheduling for μ second-scale tail latency. In *16th USENIX Symposium on Networked Systems Design and Implementation (NSDI 19)*, pages 345–360, Boston, MA, February 2019. USENIX Association.
- [26] Amy Ousterhout, Joshua Fried, Jonathan Behrens, Adam Belay, and Hari Balakrishnan. Shenango: Achieving high CPU efficiency for latency-sensitive datacenter workloads. In *16th USENIX Symposium on Networked Systems Design and Implementation (NSDI 19)*, pages 361–378, Boston, MA, February 2019. USENIX Association.
- [27] Max Demoulin, Josh Fried, Isaac Pedisich, Marios Kogias, Boon Thau Loo, Linh Thi Xuan Phan, and Irene Zhang. When idling is ideal: Optimizing tail-latency for highly-dispersed datacenter workloads with perséphone. In *SOSP 2021*, October 2021.
- [28] Irene Zhang, Amanda Raybuck, Pratyush Patel, Kirk Olynyk, Jacob Nelson, Omar S. Navarro Leija, Ashlie Martinez, Jing Liu, Anna Kornfeld Simpson, Sujay Jayakar, Pedro Henrique Penna, Max Demoulin, Piali Choudhury, and Anirudh Badam. The demikernel datapath os architecture for microsecond-scale datacenter systems. In *Proceedings of the ACM SIGOPS 28th Symposium on Operating Systems Principles, SOSP '21*, page 195–211, New York, NY, USA, 2021. Association for Computing Machinery.
- [29] Data plane development kit. <http://www.dpdk.org/>. Last accessed: 2019-06-26.
- [30] Ana Klimovic, Heiner Litz, and Christos Kozyrakis. Reflex: Remote flash \approx local flash. In *Proceedings of the Twenty-Second International Conference on Architectural Support for Programming Languages and Operating Systems, ASPLOS '17*, page 345–359, New York, NY, USA, 2017. Association for Computing Machinery.

- [31] Storage performance development kit. <https://spdk.io/>. Last accessed: 2020-08-20.
- [32] Kostis Kaffes, Jack Tigar Humphries, David Mazières, and Christos Kozyrakis. Syrup: User-defined scheduling across the stack. In *Proceedings of the ACM SIGOPS 28th Symposium on Operating Systems Principles*, SOSP '21, page 605–620, Virtual Event, Germany, 2021. Association for Computing Machinery.
- [33] userfaultfd. <https://man7.org/linux/man-pages/man2/userfaultfd.2.html>. Last accessed: 2023-08-03.
- [34] mm: userfaultfd: add new uffdio_sigbus ioctl. <https://lwn.net/ml/linux-kernel/20230511182426.1898675-1-axelrasmussen@google.com>. Last accessed: 2023-08-03.
- [35] libfuse. <https://github.com/libfuse/libfuse>. Last accessed: 2020-08-15.
- [36] Vasily Tarasov, Abhishek Gupta, Kumar Sourav, Sagar Trehan, and Erez Zadok. Terra incognita: On the practicality of User-Space file systems. In *7th USENIX Workshop on Hot Topics in Storage and File Systems (HotStorage 15)*, Santa Clara, CA, July 2015. USENIX Association.
- [37] The userspace i/o howto. <https://www.kernel.org/doc/html/v4.14/driver-api/uiso-howto.html>. Last accessed: 2020-11-10.
- [38] Driverkit. <https://developer.apple.com/documentation/driverkit>. Last accessed: 2023-08-04.
- [39] Overview of umdf. <https://learn.microsoft.com/en-us/windows-hardware/drivers/wdf/overview-of-the-umdf>. Last accessed: 2023-08-04.
- [40] big.little - arm. <https://www.arm.com/why-arm/technologies/big-little>. Last accessed: 2020-11-27.
- [41] M1 overview. <https://www.apple.com/ua/business/mac/pdf/Apple-at-Work-M1-Overview.pdf>. Last accessed: 2023-08-09.
- [42] Jack Tigar Humphries, Kostis Kaffes, David Mazières, and Christos Kozyrakis. Mind the gap: A case for informed request scheduling at the nic. In *Proceedings of the 18th ACM Workshop on Hot Topics in Networks*, HotNets '19, page 60–68, New York, NY, USA, 2019. Association for Computing Machinery.
- [43] Pritchaya Mangpo Phothilimthana, Ming Liu, Antoine Kaufmann, Simon Peter, Rastislav Bodik, and Thomas Anderson. Floem: A programming system for nic-accelerated network applications. In *13th USENIX Symposium on Operating Systems Design and Implementation (OSDI 18)*, pages 663–679, Carlsbad, CA, October 2018. USENIX Association.
- [44] Yawen Wang, Daniel Crankshaw, Neeraja J. Yadwadkar, Daniel Berger, Christos Kozyrakis, and Ricardo Bianchini. Sol: Safe on-node learning in cloud platforms. In *Proceedings of the 27th ACM International Conference on Architectural Support for Programming Languages and Operating Systems*, ASPLOS '22, page 622–634, New York, NY, USA, 2022. Association for Computing Machinery.
- [45] Chuanxiong Guo, Haitao Wu, Zhong Deng, Gaurav Soni, Jianxi Ye, Jitu Padhye, and Marina Lipshteyn. RDMA over Commodity Ethernet at Scale. In *Proceedings of the 2016 ACM SIGCOMM Conference*, SIGCOMM '16, page 202–215, Florianopolis, Brazil, 2016. Association for Computing Machinery.
- [46] Radhika Mittal, Alexander Shpiner, Aurojit Panda, Eitan Zahavi, Arvind Krishnamurthy, Sylvia Ratnasamy, and Scott Shenker. Revisiting network support for rdma. In *Proceedings of the 2018 Conference of the ACM Special Interest Group on Data Communication*, SIGCOMM '18, page 313–326, New York, NY, USA, 2018. Association for Computing Machinery.
- [47] grpc. <https://grpc.io>. Last accessed: 2023-08-03.
- [48] Microsoft Corp. Receive side scaling. <http://msdn.microsoft.com/library/windows/hardware/ff556942.aspx>, 2018.
- [49] Andrea Pellegrini, Nigel Stephens, Magnus Bruce, Yasuo Ishii, Joseph Pusdesris, Abhishek Raja, Chris Abernathy, Jinson Koppanalil, Tushar Ringe, Ashok Tummala, Jamsheed Jalal, Mark Werkheiser, and Anitha Kona. The Arm Neoverse N1 Platform: Building Blocks for the Next-Gen Cloud-to-Edge Infrastructure SoC. *IEEE Micro*, 40(2):53–62, 2020.
- [50] Rocksdb. <https://rocksdb.org>. Last accessed: 2020-11-27.
- [51] Compute engine | google cloud. <https://cloud.google.com/products/compute>. Last accessed: 2024-08-12.
- [52] Butler Lampson and David Lomet. A new presumed commit optimization for two phase commit. *Proc. 19th VLDB Conference, Dublin*, 19:630–640, 08 1993.
- [53] Ofir Weisse, Jo Van Bulck, Marina Minkin, Daniel Genkin, Baris Kasikci, Frank Piessens, Mark Silberstein, Raoul Strackx, Thomas F. Wenisch, and Yuval Yarom. Foreshadow-NG: Breaking the Virtual Memory Abstraction with Transient Out-of-Order Execution. *Technical report*, 2018. See also USENIX Security paper Foreshadow [54].
- [54] Jo Van Bulck, Marina Minkin, Ofir Weisse, Daniel Genkin, Baris Kasikci, Frank Piessens, Mark Silberstein, Thomas F. Wenisch, Yuval Yarom, and Raoul Strackx. Foreshadow: Extracting the keys to the intel SGX kingdom with transient out-of-order execution. In *27th USENIX Security Symposium (USENIX Security 18)*, page 991–1008, Baltimore, MD, August 2018. USENIX Association.
- [55] Michael Schwarz, Moritz Lipp, Daniel Moghimi, Jo Van Bulck, Julian Stecklina, Thomas Prescher, and Daniel Gruss. Zombieload: Cross-privilege-boundary data sampling. In *Proceedings of the 2019 ACM SIGSAC Conference on Computer and Communications Security*, CCS '19, page 753–768, New York, NY, USA, 2019. Association for Computing Machinery.
- [56] Zombieload: Cross privilege-boundary data leakage. <https://www.cyberus-technology.de/posts/2019-05-14-zombieload.html>. Last accessed: 2020-09-02.
- [57] S. van Schaik, A. Milburn, S. Österlund, P. Frigo, G. Mairsuradze, K. Razavi, H. Bos, and C. Giuffrida. Ridl: Rogue in-flight data load. In *2019 IEEE Symposium on Security and Privacy (SP)*, pages 88–105, 2019.
- [58] Marina Minkin, Daniel Moghimi, Moritz Lipp, Michael Schwarz, Jo Van Bulck, Daniel Genkin, Daniel Gruss, Frank Piessens, Berk Sunar, and Yuval Yarom. Fallout: Reading kernel writes from user space. *CoRR*, abs/1905.12701, 2019.
- [59] Henrique Fingler, Isha Tarte, Hangchen Yu, Ariel Szekely, Bodun Hu, Aditya Akella, and Christopher J. Rossbach. Towards a machine learning-assisted kernel with lake. In *Proceedings of the 28th ACM International Conference on Architectural Support for Programming Languages and Operating Systems, Volume 2*, ASPLOS 2023, page 846–861, New York, NY, USA, 2023. Association for Computing Machinery.
- [60] Hongzi Mao, Mohammad Alizadeh, Isha Menache, and Srikanth Kandula. Resource management with deep reinforcement learning. In *Proceedings of the 15th ACM Workshop on Hot Topics in Networks*, HotNets '16, page 50–56, New York, NY, USA, 2016. Association for Computing Machinery.
- [61] Hongzi Mao, Malte Schwarzkopf, Shaileshh Bojja Venkatakrishnan, Zili Meng, and Mohammad Alizadeh. Learning scheduling algorithms for data processing clusters. In *Proceedings of the ACM Special Interest Group on Data Communication*, SIGCOMM '19, page 270–288, New York, NY, USA, 2019. Association for Computing Machinery.
- [62] Qijing Huang, Ameer Haj-Ali, William Moses, John Xiang, Ion Stoica, Krste Asanovic, and John Wawrzynek. Autophase: Compiler phase-ordering for hls with deep reinforcement learning. In *2019 IEEE 27th Annual International Symposium on Field-Programmable Custom Computing Machines (FCCM)*, pages 308–308, 2019.
- [63] Hongzi Mao, Ravi Netravali, and Mohammad Alizadeh. Neural adaptive video streaming with pensieve. In *Proceedings of the Conference of the ACM Special Interest Group on Data Communication*, SIGCOMM '17, page 197–210, New York, NY, USA, 2017. Association for Computing Machinery.
- [64] William R. Thompson. On the likelihood that one unknown probability exceeds another in view of the evidence of two samples. *Biometrika*, 25:285–294, 1933.