

Faster Quantum Simulation Of Markovian Open Quantum Systems Via Randomisation

I. J. David^{1,2}, I. Sinayskiy^{1,2}, and F. Petruccione^{1,2,3}

¹School of Chemistry and Physics, University of KwaZulu-Natal, Durban 4001, South Africa.

²National Institute for Theoretical and Computational Sciences (NITheCS), Stellenbosch, South Africa.

³School of Data Science and Computational Thinking, Department of Physics, Stellenbosch University, Stellenbosch 7604, South Africa.

October 24, 2024

Abstract

When simulating the dynamics of open quantum systems with quantum computers, it is essential to accurately approximate the system's behaviour while preserving the physicality of its evolution. Traditionally, for Markovian open quantum systems, this has been achieved using first and second-order Trotter-Suzuki product formulas or probabilistic algorithms. In this work, we introduce novel non-probabilistic algorithms for simulating Markovian open quantum systems using randomisation. Our methods, including first and second-order randomised Trotter-Suzuki formulas and the QDRIFT channel, not only maintain the physicality of the system's evolution but also enhance the scalability and precision of quantum simulations. We derive error bounds and step count limits for these techniques, bypassing the need for the mixing lemma typically employed in Hamiltonian simulation proofs. We also present two implementation approaches for these randomised algorithms: classical sampling and quantum forking, demonstrating their gate complexity advantages over deterministic Trotter-Suzuki product formulas. This work is the first to apply randomisation techniques to the simulation of open quantum systems, highlighting their potential to enable faster and more accurate simulations.

Contents

Contents	2
1 Introduction	3
2 Preliminaries	4
2.1 Background	4
2.2 Deterministic Digital Simulation of Markovian Open Quantum Systems	7
3 First Order Randomised Trotter-Suzuki Formula	9
4 Second Order Randomised Product Formula	14
5 The QDRIFT Channel For Simulating OQS	21
6 Implementation On A Quantum Computer	24
6.1 Implementation of $S_1^{(ran)}$, $S_2^{(ran)}$ and QDRIFT Channel Using Classical Sampling . .	24
6.1.1 Implementation of $S_1^{(ran)}$ with CS	24
6.1.2 Implementation of $S_2^{(ran)}$ with CS	25
6.1.3 Implementation of QDRIFT Channel with CS	26
6.2 Quantum Circuit Implementation of $S_1^{(ran)}$ and QDRIFT via Quantum Forking . . .	28
6.2.1 Quantum Circuit Implementation of $S_1^{(ran)}$ with QF	28
6.2.2 Inefficiency Of A Quantum Circuit Implementation Of $S_2^{(ran)}$ with QF	31
6.2.3 Quantum Circuit Implementation of QDRIFT Channel with QF	31
7 Comparison Of Gate Complexities	33
8 Conclusion	35
9 Acknowledgments	35
References	35
A Proofs Of Theorems and Lemmas In Section 2	38
B Results For Computing Restricted Sums	43

1 Introduction

The simulation of quantum dynamics is essential for understanding large and complex quantum systems. The exponential scaling of resources required by classical methods prompted Feynman and Manin to propose using quantum computers to simulate quantum phenomena directly [1, 2]. This led to the development of several algorithms for simulating both closed and open quantum systems that leverage quantum mechanical principles, such as superposition, entanglement, and quantum parallelism. These algorithms provide a clear computational advantage over classical algorithms.

The earliest algorithm for simulating the dynamics of closed quantum systems was introduced by Lloyd [3]. This type of simulation, known as Hamiltonian simulation, aims to construct an approximation of a unitary evolution generated by a system’s Hamiltonian. This approximation is efficiently implemented on a quantum computer up to a chosen precision, with the efficiency being primarily determined by the number of quantum gates required.

The most prevalent method for Hamiltonian simulation employs Trotter-Suzuki (TS) product formulas [4, 5, 6] to approximate the unitary evolution generated by the Hamiltonian. Extensive research has been conducted on these TS product formulas [7, 8] to evaluate their efficiency in simulating quantum dynamics. In addition to TS product formulas, other novel quantum algorithms have been developed that enhance precision and improve the gate complexity when compared to TS product formulas [9, 10, 11, 12, 13, 14, 15, 16, 17, 18]. Notable among these algorithms are Linear Combination of Unitaries (LCU) [10], Quantum Signal Processing (QSP) [15, 16], truncated Taylor series [18], and randomisation-based approaches such as randomised TS product formulas [11] and QDRIFT [9].

Significant progress has also been made in the development of algorithms for simulating open quantum systems (OQS), despite the unique challenges that arise. An OQS is characterised by its interaction with the environment, allowing for the exchange of energy and information [19]. This work focuses on the simulation of Markovian OQS, where systems exhibit no memory effects and the dynamics are governed by the Gorini-Kossakowski-Sudarshan-Lindblad (GKSL) master equation [20, 21]. The dynamical evolution of a Markovian OQS is represented by a quantum channel (or dynamical map), which is a Completely Positive and Trace Preserving (CPTP) map generated by the GKSL generator. Efficiently simulating the dynamics of a Markovian OQS on a quantum computer requires approximating the quantum channel that describes the system’s evolution while preserving its CPTP nature and maintaining the physicality of the evolution.

First and second-order TS product formulas have been utilised to simulate OQS [22], as they guarantee that the approximations are CPTP maps. However, higher-order TS product formulas are infeasible due to their recursive construction which results in non-CPTP maps. Alternative algorithms for simulating OQS have been proposed [23, 24, 25, 26], most of which are probabilistic, introducing a non-zero probability of failure. Despite their precision and gate complexity improvements, the quest for non-probabilistic algorithms for OQS simulation remains crucial.

Inspired by the use of randomisation for Hamiltonian simulation [11, 9], we present two novel non-probabilistic methods for simulating Markovian OQS that make use of randomisation. Both methods maintain the physicality of the system’s evolution by producing CPTP approximations of the ideal evolution. The first method employs randomised TS product formulas up to the second order for the simulation of Markovian OQS. The randomised product formulas improve the scaling of the gate complexity with respect to the number of terms in the generator of the quantum channel, thereby facilitating faster simulation of Markovian OQS when compared to deterministic TS product formulas. The second method is inspired by the QDRIFT approach [9] for Hamiltonian

simulation. In this case, the gate complexity of the QDRIFT-inspired method is independent of the number of terms in the generator, making it particularly suitable for large systems or those with numerous interacting components, such as the 2D dissipative Jaynes-Cummings model with neighbour-neighbour interaction [27]. For both the randomised product formulas method and the QDRIFT method, we derive error and number of step count bounds. These bounds do not rely on the mixing lemma by Campbell and Hastings [28, 29], which applies only to Hamiltonian simulation.

To implement both the randomised product formulas and the QDRIFT method, we propose the use of Classical Sampling (CS) and Quantum Forking (QF). CS involves constructing a gate set by sampling from a discrete distribution on a classical computer. In contrast, QF [30] involves sampling directly on a quantum computer to implement the randomisation. We demonstrate that the gate complexities for the circuits constructed using both CS and QF are efficient relative to the number of terms in the generator and that they outperform the deterministic TS product formulas outlined in Section 2.

The structure of this paper is as follows: Section 2 provides the preliminary knowledge necessary for understanding Markovian OQS and background information on deterministic TS product formulas for simulating these systems. Section 3 details the methodology for using first-order randomised TS product formulas to approximate OQS evolution and computes the associated precision and step bounds. Section 4 discusses the second-order randomised TS product formula. Section 5 covers the QDRIFT method for simulating Markovian OQS. Section 6 describes the implementation of these methods using both CS and QF on a quantum computer. Section 7 compares the gate complexities of circuits for randomised TS product formulas and the QDRIFT method, constructed using CS and QF, with those for deterministic TS product formulas. Finally, Section 8 summarises the findings and presents concluding remarks.

2 Preliminaries

In this section we shall provide the necessary background information on OQS and quantum channels. We will also recall some basic definitions and results for the quantum simulation of Markovian OQS using deterministic TS product formulas.

2.1 Background

The state space of a d -dimensional quantum system is $\mathcal{H}_s \cong \mathbb{C}^d$. The quantum state of such a system is described by a density operator $\rho \in \mathcal{S}(\mathcal{H}_s) \subset \mathcal{B}(\mathcal{H}_s)$, where $\mathcal{S}(\mathcal{H}_s)$ is the space of states on the Hilbert space. Specifically, $\mathcal{S}(\mathcal{H}_s)$ is the space of operators on \mathcal{H}_s that satisfy,

$$\rho \geq 0, \quad \text{tr}(\rho) = 1, \quad \rho = \rho^\dagger, \quad (1)$$

and $\mathcal{B}(\mathcal{H}_s)$ is the set of all bounded linear operators acting on the Hilbert space \mathcal{H}_s . The space of states $\mathcal{S}(\mathcal{H}_s)$ can have a matrix representation so that the density operators can be represented by $d \times d$ matrices which satisfy the properties in (1). Quantum channels provide a general framework for describing the evolution of quantum states. These are Completely Positive and Trace Preserving (CPTP) maps [19],

$$T : \mathcal{S}(\mathcal{H}_s) \rightarrow \mathcal{S}(\mathcal{H}_s). \quad (2)$$

However we are interested only in Markovian continuous time evolution, which is described by a continuous single parameter semigroup of quantum channels $\{T_t\}$ which satisfy:

$$T_t T_s = T_{t+s}, \quad T_0 = \mathbb{1} \quad t, s \in \mathbb{R}_+. \quad (3)$$

Also if we introduce time dependence to the state of our system then the density matrix, $\rho(t)$ which describes the quantum state at some time $t \geq 0$, can be written as

$$\rho(t) = T_t(\rho(0)) = T_t \rho(0). \quad (4)$$

Every semigroup $\{T_t\}$ has generator \mathcal{L} such that,

$$T_t = e^{t\mathcal{L}} = \sum_{j=0}^{\infty} \frac{t^j}{j!} \mathcal{L}^j, \quad (5)$$

where \mathcal{L} satisfies the master equation,

$$\frac{d}{dt} \rho(t) = \mathcal{L}(\rho(t)). \quad (6)$$

The generator \mathcal{L} is the generator of a continuous one parameter Markovian semigroup $\{T_t\}$ if and only if it can be written in the celebrated Gorini-Kossakowski-Sudarshan-Lindblad (GKSL) form [20, 21],

$$\mathcal{L}(\rho) = -i[H, \rho] + \sum_{k=2}^M \gamma_k \left(L_k \rho L_k^\dagger - \frac{1}{2} \left\{ L_k^\dagger L_k, \rho \right\} \right), \quad (7)$$

where $H = H^\dagger \in \mathcal{M}_d(\mathbb{C})$ is the Hamiltonian and $\mathcal{M}_d(\mathbb{C})$ is the set of all $d \times d$ matrices with complex entries, $\gamma_k \geq 0$ are the decay rates, $L_k \in \mathcal{M}_d(\mathbb{C})$ are called the jump operators and $M = d^2$.

It will be useful to write the generator in a more compact form,

$$\mathcal{L}(\rho) = \mathcal{L}_1(\rho) + \sum_{k=2}^M \gamma_k \mathcal{L}_k(\rho) = \sum_{k=1}^M \gamma_k \mathcal{L}_k(\rho), \quad (8)$$

where $\gamma_1 = 1$ and,

$$\mathcal{L}_1(\rho) = -i[H, \rho], \quad \mathcal{L}_k(\rho) = L_k \rho L_k^\dagger - \frac{1}{2} \left\{ L_k^\dagger L_k, \rho \right\}, \quad (9)$$

for $k = 2, \dots, M$. Sometimes it will be convenient to absorb the decay rates γ_k into each \mathcal{L}_k , by defining $\hat{\mathcal{L}}_k = \gamma_k \mathcal{L}_k$ the generator can be written as

$$\mathcal{L}(\rho) = \sum_{k=1}^M \hat{\mathcal{L}}_k(\rho). \quad (10)$$

Throughout this work we will need to construct approximations of a quantum channel and measure the precision of our approximation to the ideal quantum channels. Since quantum channels are superoperators which act on the space of operators we need to use a superoperator norm. This work will make use of the diamond norm as a measure of the precision of our approximation [31]. The diamond norm of a superoperator $V : \mathcal{B}(\mathcal{H}_s) \rightarrow \mathcal{B}(\mathcal{H}_s)$ is

$$\|V\|_{\diamond} = \sup_{A; \|A\|_1=1} \|(V \otimes \mathbb{1})(A)\|_1, \quad (11)$$

where $\mathbb{1} : \mathcal{B}(\mathcal{H}_s) \rightarrow \mathcal{B}(\mathcal{H}_s)$ is the identity superoperator, $A \in \mathcal{B}(\mathcal{H}_s)$ is an operator and $\|\cdot\|_1$ is the trace norm and it is defined as

$$\|A\|_1 = \text{tr}(\sqrt{AA^\dagger}), \quad (12)$$

for some operator A . In most of the literature on simulating open quantum systems [22, 25], the $1 \rightarrow 1$ Schatten norm [32] is used as the measure of the precision of the approximation to the ideal quantum channel. However, the diamond norm improves over the $1 \rightarrow 1$ Schatten norm as it takes into account entanglement with respect to a reference system. Using the diamond norm we can immediately find an upper-bound on the generator \mathcal{L} in equation (10):

$$\|\mathcal{L}\|_{\diamond} = \left\| \sum_{k=1}^M \hat{\mathcal{L}}_k \right\|_{\diamond} \leq \sum_{k=1}^M \|\hat{\mathcal{L}}_k\|_{\diamond}. \quad (13)$$

If we define $\Lambda := \max_k \left\{ \|\hat{\mathcal{L}}_k\|_{\diamond} \right\}$ then,

$$\|\mathcal{L}\|_{\diamond} \leq \sum_{k=1}^M \|\hat{\mathcal{L}}_k\|_{\diamond} \leq \sum_{k=1}^M \Lambda = M\Lambda. \quad (14)$$

The diamond norm can be related to the trace norm via the following inequality. Given two superoperators V and an operator A we have by definition:

$$\|A\|_1 \leq \|V\|_{\diamond}. \quad (15)$$

This inequality will play an important role in bounding the distances between states in quantum simulation. The following lemma, the proof of which can be found in Appendix A, will help derive error bounds between a quantum channel T_t and its approximation.

Lemma 1. Given two quantum channels T and V and some positive integer N ,

$$\|T^N - V^N\|_{\diamond} \leq N \|T - V\|_{\diamond}. \quad (16)$$

Now that we have outlined some background information about OQS, in the next sub-section we will briefly describe digital quantum simulation and show how we can simulate Markovian OQS using deterministic TS product formulas.

2.2 Deterministic Digital Simulation of Markovian Open Quantum Systems

The main goal of digital quantum simulation of Markovian OQS is to find novel ways of construct an approximation \tilde{T}_t of the total evolution $T_t = \exp(t\mathcal{L})$ such that for a given GKSL generator \mathcal{L} , a precision $\epsilon > 0$, a simulation time $t \geq 0$ and a distance measure $\text{dist}(\cdot, \cdot)$,

$$\text{dist}(T_t, \tilde{T}_t) \leq \epsilon \quad (17)$$

where \tilde{T}_t could be implemented on a quantum computer efficiently.

The most common way to obtain this approximation is by using Trotter-Suzuki (TS) product formulas [5, 6]. Using TS product formulas, the total evolution $T_t = \exp\left(t \sum_{k=1}^M \hat{\mathcal{L}}_k\right)$ is approximated as some product of simpler channels up to a precision $\epsilon \geq 0$ when using the diamond norm as the distance measure for the quantum channels. The same approach was introduced in [22], however, the $1 \rightarrow 1$ Schatten norm was used instead of the diamond norm. We start by dividing the time $t \geq 0$ into $N \in \mathbb{N}$ steps so that we have a small time step $\tau = t/N$. Next we construct approximations of the total channel T_t using TS product formulas that approximate the channel for a small time step T_τ and then simulate the TS product formula N times. For example, we can approximate the evolution T_τ up to first order by using the following deterministic TS product formula,

$$S_1^{(det)}(\tau) = \prod_{k=1}^M e^{\tau \hat{\mathcal{L}}_k}, \quad (18)$$

where we shall refer to the exponentials of the form $\exp(\tau \hat{\mathcal{L}}_k) = \exp(\tau \gamma_k \mathcal{L}_k)$ as constituent channels. Similarly we can approximate T_τ up to second order using the formula,

$$S_2^{(det)}(\tau) = \prod_{k=1}^M e^{\frac{\tau}{2} \hat{\mathcal{L}}_k} \prod_{k'=M}^1 e^{\frac{\tau}{2} \hat{\mathcal{L}}_{k'}}. \quad (19)$$

We refer to these product formulas as deterministic because the ordering of the exponentials in $S_1^{(det)}$ and $S_2^{(det)}$ is known before hand. We state two theorems that outline how TS product formulas are used to approximate the total evolution T_t .

Theorem 1. (First Order Deterministic TS Product Formula): Given the generator \mathcal{L} , as in equation (10), of a quantum channel T_t and some time $t \geq 0$. Define the first order deterministic TS product formula as,

$$S_1^{(det)}(\tau) = \prod_{k=1}^M e^{\tau \hat{\mathcal{L}}_k}. \quad (20)$$

Let $N \in \mathbb{N}$ and $\Lambda := \max_k \left\| \hat{\mathcal{L}}_k \right\|_\diamond$. Then,

$$\left\| T_t - S_1^{(det)} \left(\frac{t}{N} \right)^N \right\|_\diamond \leq \epsilon, \quad (21)$$

where,

$$\epsilon \geq \frac{t^2 \Lambda^2 M^2}{N}, \quad N \geq \frac{t^2 \Lambda^2 M^2}{\epsilon}. \quad (22)$$

The proof of Theorem 1. can be found in Appendix B

Theorem 2. (Second Order Deterministic TS Product Formula): Given the generator \mathcal{L} , as in equation (10), of a quantum channel T_t and some time $t \geq 0$. Define the second order deterministic TS product formula as,

$$S_2^{(det)}(\tau) = \prod_{k=1}^M e^{\frac{\tau}{2}\hat{\mathcal{L}}_k} \prod_{k'=M}^1 e^{\frac{\tau}{2}\hat{\mathcal{L}}_{k'}}. \quad (23)$$

Let $N \in \mathbb{N}$ and $\Lambda := \max_k \|\hat{\mathcal{L}}_k\|_{\diamond}$. Then,

$$\left\| T_t - S_2^{(det)} \left(\frac{t}{N} \right)^N \right\|_{\diamond} \leq \epsilon, \quad (24)$$

where,

$$\epsilon \geq \frac{M^3 t^3 \Lambda^3}{3N^2}, \quad N \geq \frac{M^{3/2} t^{3/2} \Lambda^{3/2}}{\sqrt{3\epsilon}}. \quad (25)$$

The proof of Theorem 2. can be found in Appendix A.

Now that we have shown that we can approximate T_t by TS product formulas, all that is left is to construct a quantum circuit that implements this product formula on a quantum computer. Since our product formula is a quantum channel, one needs to use a unitary dilation, for example the Stinespring representation of the channel [33, 34], to construct a quantum circuit. However, in this work, when we draw quantum circuits we will only show the action of the channel on the state as this keeps the diagrams concise. To make clear how the diagrams should be interpreted, we note that wires in our circuits correspond to density matrices of a subsystem and gates correspond to quantum channels, thereafter the usual rules of quantum circuits may be inferred. As an illustrative example consider the deterministic product formula $S_2^{(det)}(t/N)^N$ that approximates the total evolution T_t up to a precision ϵ . This means that the output of the quantum circuit that implements $S_2^{(det)}$ is a density matrix $\tilde{\rho}(t)$ that is a distance $\epsilon/2$ from the density matrix $\rho(t)$. One can easily see this by using the definition of the trace distance between states i.e. $d_{tr}(\rho(t), \tilde{\rho}(t))$ and inequality (15),

$$\begin{aligned} d_{tr}(\rho(t), \tilde{\rho}(t)) &= \frac{1}{2} \|\rho(t) - \tilde{\rho}(t)\|_1, \\ &= \frac{1}{2} \left\| T_t(\rho(0)) - S_2^{(det)}(t/N)^N \rho(0) \right\|_1, \\ &\leq \frac{1}{2} \left\| T_t - S_2^{(det)}(t/N)^N \right\|_{\diamond}, \\ &\leq \frac{\epsilon}{2}, \end{aligned} \quad (26)$$

where $\epsilon \geq (Mt\Lambda)^3/3N^2$ as in Theorem 2. Figure 1. shows how we can use $S_2^{(det)}(t/N)^N$ to simulate the evolution T_t .

At this point we need to analyse the gate complexity of the quantum circuits we have constructed to implement the deterministic TS product formulas. To do this, we start by defining the gate complexity of our circuits as the number of simple channels that are implemented in each

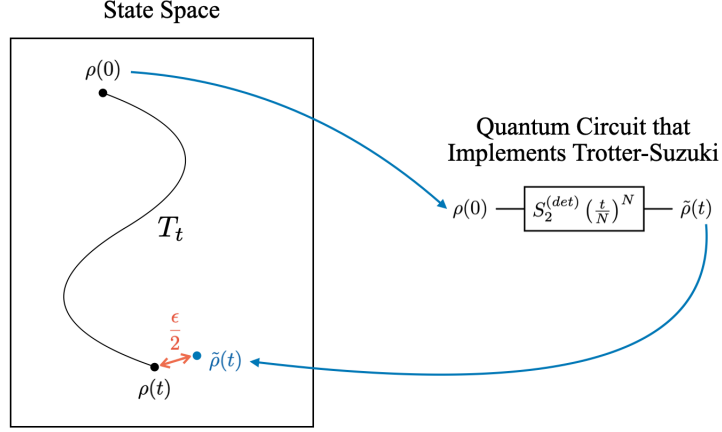


Figure 1: The key ideas behind the digital quantum simulation of an OQS are illustrated. The state $\rho(0)$ is the initial state of the system, T_t is the quantum channel describing the systems evolution and $\rho(t)$ is the state after evolving for some time t . The quantum circuit implements the second order deterministic TS product formula $S_2^{(det)}$ which produces an output state $\tilde{\rho}(t)$ which approximates the state $\rho(t)$ up to a precision $\epsilon/2$.

quantum circuit. For the case of deterministic TS product formulas, these simple channels are just the exponentials of the form $\exp(\tau \hat{\mathcal{L}}_k)$. For example, consider the product formula $S_1^{(det)}(\tau)$ in (24). This formula is the product of M exponentials. If we consider the quantum circuit that implements $S_1^{(det)}(\tau)^N$ to approximate $\rho(t)$ to a precision ϵ , then we have $N = \lceil t^2 \Lambda^2 M^2 / \epsilon \rceil$ applications of $S_1^{(det)}(\tau)$ which implies that we have to implement $\lceil t^2 \Lambda^2 M^2 / \epsilon \rceil M$ exponentials, where $\lceil \cdot \rceil$ denotes the ceiling function. If we denote the gate complexity for the circuit that implements $S_1^{(det)}$ as $g_1^{(det)}$ then the complexity is given by

$$g_1^{(det)} = O\left(\frac{t^2 \Lambda^2 M^3}{\epsilon}\right). \quad (27)$$

The second order formula $S_2^{(det)}(\tau)$ contains $2M$ exponentials. The quantum circuit that implements $S_2^{(det)}(\tau)^N$ to approximate $\rho(t)$ to a precision ϵ will contain $N = \lceil M^{3/2} t^{3/2} \Lambda^{3/2} / \sqrt{3\epsilon} \rceil$ applications of $S_2^{(det)}(\tau)$. This tells us that we will have to implement $2 \lceil M^{3/2} t^{3/2} \Lambda^{3/2} / \sqrt{3\epsilon} \rceil M$ exponentials. By denoting the gate complexity of this formula by $g_2^{(det)}$, we see that

$$g_2^{(det)} = O\left(\frac{M^{5/2} t^{3/2} \Lambda^{3/2}}{\sqrt{3\epsilon}}\right). \quad (28)$$

3 First Order Randomised Trotter-Suzuki Formula

To define the randomised first order formula, we first need to define two useful formulas. We observe that the product in equation (20), has the constituent channels $e^{\tau \hat{\mathcal{L}}_k}$ arranged from left to right starting from $e^{\tau \hat{\mathcal{L}}_1}$ and ending with $e^{\tau \hat{\mathcal{L}}_M}$. We shall call this the forward direction and define $S_1^{\rightarrow}(\tau) = S_1^{(det)}(\tau)$. We also observe that if we choose to reverse this ordering so that the product

of constituent channels is arranged from right to left starting with $e^{\tau \hat{\mathcal{L}}_M}$ and ending with $e^{\tau \hat{\mathcal{L}}_1}$. We call this the reversed first order product formula and it is defined as,

$$S_1^{\leftarrow}(\tau) = \prod_{k=M}^1 e^{\tau \hat{\mathcal{L}}_k}. \quad (29)$$

The randomised first order Trotter-Suzuki formula can then be defined as a convex combination of first order Trotter-Suzuki formulas in both the forward and reversed orders i.e.

$$S_1^{(ran)}(\tau) = \frac{1}{2} (S_1^{\rightarrow}(\tau) + S_1^{\leftarrow}(\tau)). \quad (30)$$

Now consider the form of the first order deterministic Trotter-Suzuki formula i.e. $S_1^{(det)}$ in equation (20). We know that this approximates the total channel T_t up to first order with a second order error term. However, using the formula $S_1^{(ran)}$, we shall see that we obtain an improvement in both the precision ϵ and the number of steps N . The following theorem shows the error bound and gate complexity for the first order randomised Trotter-Suzuki formula. It should be noted that this result has been proven for the simulation of closed quantum systems (Hamiltonian simulation) [11], however the proof relies on the mixing lemma developed by Campbell and Hastings [28, 29]. Since this lemma is not applicable to open quantum systems, we present a proof for the error bound and complexity of the first order randomised formula that does not rely on the mixing lemma.

Theorem 3. Given the generator \mathcal{L} , as in equation (10), of a quantum channel T_t and some time $t \geq 0$. Define the first order randomised product formula as in equation (30). Let $N \in \mathbb{N}$ and $\Lambda := \max_k \|\hat{\mathcal{L}}_k\|_{\diamond}$. Then,

$$\left\| T_t - S_1^{(ran)} \left(\frac{t}{N} \right)^N \right\|_{\diamond} \leq \epsilon, \quad (31)$$

where,

$$\epsilon \geq \frac{M^3 t^3 \Lambda^3}{3N^2}, \quad (32)$$

$$N \geq \frac{(t\Lambda M)^{3/2}}{\sqrt{3\epsilon}}. \quad (33)$$

Proof. Making use of Lemma 1. we can write,

$$\left\| T_t - S_1^{(ran)} \left(\frac{t}{N} \right)^N \right\|_{\diamond} = \left\| T_{\frac{t}{N}}^N - S_1^{(ran)} \left(\frac{t}{N} \right)^N \right\|_{\diamond} \quad (34)$$

$$\leq N \left\| T_{\tau} - S_1^{(ran)}(\tau) \right\|_{\diamond}, \quad (35)$$

where $\tau = t/N$. Now we can bound $\left\| T_{\tau} - S_1^{(ran)}(\tau) \right\|_{\diamond}$, we start by performing a Taylor expansion of T_{τ} and writing out explicitly the terms up to second order,

$$T_{\tau} = \exp \left(\tau \sum_{k=1}^M \hat{\mathcal{L}}_k \right) = \mathbb{1} + \tau \sum_{j=1}^M \hat{\mathcal{L}}_j + \frac{\tau^2}{2} \left(\sum_{j=1}^M \hat{\mathcal{L}}_j \right)^2 + \sum_{n=3}^{\infty} \frac{\tau^n}{n!} \mathcal{L}^n, \quad (36)$$

$$= \mathbb{1} + \tau \sum_{j=1}^M \hat{\mathcal{L}}_j + \frac{\tau^2}{2} \sum_{j=1}^M \hat{\mathcal{L}}_j^2 + \frac{\tau^2}{2} \sum_{\substack{j,k=1 \\ j \neq k}}^M \hat{\mathcal{L}}_j \hat{\mathcal{L}}_k + \sum_{n=3}^{\infty} \frac{\tau^n}{n!} \mathcal{L}^n. \quad (37)$$

Then, if we consider $S_1^{(ran)}(\tau) = \frac{1}{2} (S_1^{\rightarrow}(\tau) + S_1^{\leftarrow}(\tau))$, we Taylor expand $S_1^{\rightarrow}(\tau)$ and $S_1^{\leftarrow}(\tau)$,

$$S_1^{\rightarrow}(\tau) = \prod_{k=1}^M e^{\tau \hat{\mathcal{L}}_k}, \quad (38)$$

$$= \sum_{j_1, \dots, j_M=0}^{\infty} \frac{\tau^{j_1+\dots+j_M}}{j_1! \dots j_M!} \hat{\mathcal{L}}_1^{j_1} \hat{\mathcal{L}}_2^{j_2} \dots \hat{\mathcal{L}}_M^{j_M}, \quad (39)$$

$$= \sum_{p=0}^{\infty} \sum_{\substack{j_1, \dots, j_M=0 \\ \sum_{\mu} j_{\mu}=p}}^p \frac{\tau^{j_1+\dots+j_M}}{j_1! \dots j_M!} \hat{\mathcal{L}}_1^{j_1} \hat{\mathcal{L}}_2^{j_2} \dots \hat{\mathcal{L}}_M^{j_M}, \quad (40)$$

$$= \mathbb{1} + \tau \sum_{j=1}^M \hat{\mathcal{L}}_j + \frac{\tau^2}{2} \sum_{j=1}^M \hat{\mathcal{L}}_j^2 + \tau^2 \sum_{\substack{k,l=1 \\ k < l}}^M \hat{\mathcal{L}}_k \hat{\mathcal{L}}_l + \sum_{p=3}^{\infty} \sum_{\substack{j_1, \dots, j_M=0 \\ \sum_{\mu} j_{\mu}=p}}^p \frac{\tau^{j_1+\dots+j_M}}{j_1! \dots j_M!} \hat{\mathcal{L}}_1^{j_1} \hat{\mathcal{L}}_2^{j_2} \dots \hat{\mathcal{L}}_M^{j_M}, \quad (41)$$

and,

$$S_1^{\leftarrow}(\tau) = \prod_{k=M}^1 e^{\tau \hat{\mathcal{L}}_k}, \quad (42)$$

$$= \sum_{j_1, \dots, j_M=0}^{\infty} \frac{\tau^{j_1+\dots+j_M}}{j_1! \dots j_M!} \hat{\mathcal{L}}_M^{j_1} \hat{\mathcal{L}}_{M-1}^{j_2} \dots \hat{\mathcal{L}}_1^{j_M}, \quad (43)$$

$$= \sum_{p=0}^{\infty} \sum_{\substack{j_1, \dots, j_M=0 \\ \sum_{\mu} j_{\mu}=p}}^p \frac{\tau^{j_1+\dots+j_M}}{j_1! \dots j_M!} \hat{\mathcal{L}}_M^{j_1} \hat{\mathcal{L}}_{M-1}^{j_2} \dots \hat{\mathcal{L}}_1^{j_M}, \quad (44)$$

$$= \mathbb{1} + \tau \sum_{j=1}^M \hat{\mathcal{L}}_j + \frac{\tau^2}{2} \sum_{j=1}^M \hat{\mathcal{L}}_j^2 + \tau^2 \sum_{\substack{k,l=1 \\ k > l}}^M \hat{\mathcal{L}}_k \hat{\mathcal{L}}_l + \sum_{p=3}^{\infty} \sum_{\substack{j_1, \dots, j_M=0 \\ \sum_{\mu} j_{\mu}=p}}^p \frac{\tau^{j_1+\dots+j_M}}{j_1! \dots j_M!} \hat{\mathcal{L}}_M^{j_1} \hat{\mathcal{L}}_{M-1}^{j_2} \dots \hat{\mathcal{L}}_1^{j_M}. \quad (45)$$

Then $S_1^{(ran)}(\tau)$ can be written as

$$S_1^{(ran)}(\tau) = \mathbb{1} + \tau \sum_{j=1}^M \hat{\mathcal{L}}_j + \frac{\tau}{2} \sum_{j=1}^M \hat{\mathcal{L}}_j^2 + \frac{\tau^2}{2} \sum_{\substack{k,l=1 \\ k < l}}^M \hat{\mathcal{L}}_k \hat{\mathcal{L}}_l + \frac{\tau^2}{2} \sum_{\substack{k,l=1 \\ k > l}}^M \hat{\mathcal{L}}_k \hat{\mathcal{L}}_l +$$

$$\frac{1}{2} \sum_{p=3}^{\infty} \sum_{\substack{j_1, \dots, j_M=0 \\ \sum_{\mu} j_{\mu}=p}}^p \frac{\tau^{j_1+\dots+j_M}}{j_1! \dots j_M!} \hat{\mathcal{L}}_1^{j_1} \hat{\mathcal{L}}_2^{j_2} \dots \hat{\mathcal{L}}_M^{j_M} + \frac{1}{2} \sum_{p=3}^{\infty} \sum_{\substack{j_1, \dots, j_M=0 \\ \sum_{\mu} j_{\mu}=p}}^p \frac{\tau^{j_1+\dots+j_M}}{j_1! \dots j_M!} \hat{\mathcal{L}}_M^{j_1} \hat{\mathcal{L}}_{M-1}^{j_2} \dots \hat{\mathcal{L}}_1^{j_M}, \quad (46)$$

$$= \mathbb{1} + \tau \sum_{j=1}^M \hat{\mathcal{L}}_j + \frac{\tau}{2} \sum_{j=1}^M \hat{\mathcal{L}}_j^2 + \frac{\tau^2}{2} \sum_{\substack{k,l=1 \\ k \neq l}}^M \hat{\mathcal{L}}_k \hat{\mathcal{L}}_l +$$

$$\frac{1}{2} \sum_{p=3}^{\infty} \sum_{\substack{j_1, \dots, j_M=0 \\ \sum_{\mu} j_{\mu}=p}}^p \frac{\tau^{j_1+\dots+j_M}}{j_1! \dots j_M!} \hat{\mathcal{L}}_1^{j_1} \hat{\mathcal{L}}_2^{j_2} \dots \hat{\mathcal{L}}_M^{j_M} + \frac{1}{2} \sum_{p=3}^{\infty} \sum_{\substack{j_1, \dots, j_M=0 \\ \sum_{\mu} j_{\mu}=p}}^p \frac{\tau^{j_1+\dots+j_M}}{j_1! \dots j_M!} \hat{\mathcal{L}}_M^{j_1} \hat{\mathcal{L}}_{M-1}^{j_2} \dots \hat{\mathcal{L}}_1^{j_M}. \quad (47)$$

The difference between the total channel T_τ and $S_1^{(ran)}(\tau)$ is

$$T_\tau - S_1^{(ran)}(\tau) = \sum_{n=3}^{\infty} \frac{\tau^n}{n!} \mathcal{L}^n - \frac{1}{2} \sum_{p=3}^{\infty} \sum_{\substack{j_1, \dots, j_M=0 \\ \sum_{\mu} j_{\mu}=p}}^p \frac{\tau^{j_1+\dots+j_M}}{j_1! \dots j_M!} \hat{\mathcal{L}}_1^{j_1} \hat{\mathcal{L}}_2^{j_2} \dots \hat{\mathcal{L}}_M^{j_M} - \frac{1}{2} \sum_{p=3}^{\infty} \sum_{\substack{j_1, \dots, j_M=0 \\ \sum_{\mu} j_{\mu}=p}}^p \frac{\tau^{j_1+\dots+j_M}}{j_1! \dots j_M!} \hat{\mathcal{L}}_M^{j_1} \hat{\mathcal{L}}_{M-1}^{j_2} \dots \hat{\mathcal{L}}_1^{j_M} \quad (48)$$

Now, we bound the difference between T_τ and $S_1^{(ran)}(\tau)$:

$$\begin{aligned} \left\| T_\tau - S_1^{(ran)}(\tau) \right\|_{\diamond} &\leq \sum_{n=3}^{\infty} \frac{\tau^n}{n!} \|\mathcal{L}^n\|_{\diamond} \\ &+ \frac{1}{2} \sum_{p=3}^{\infty} \sum_{\substack{j_1, \dots, j_M=0 \\ \sum_{\mu} j_{\mu}=p}}^p \frac{\tau^{j_1+\dots+j_M}}{j_1! \dots j_M!} \left\| \hat{\mathcal{L}}_1^{j_1} \hat{\mathcal{L}}_2^{j_2} \dots \hat{\mathcal{L}}_M^{j_M} \right\|_{\diamond} + \frac{1}{2} \sum_{p=3}^{\infty} \sum_{\substack{j_1, \dots, j_M=0 \\ \sum_{\mu} j_{\mu}=p}}^p \frac{\tau^{j_1+\dots+j_M}}{j_1! \dots j_M!} \left\| \hat{\mathcal{L}}_M^{j_1} \hat{\mathcal{L}}_{M-1}^{j_2} \dots \hat{\mathcal{L}}_1^{j_M} \right\|_{\diamond} \end{aligned} \quad (49)$$

Now, to complete the bound we need to bound the three terms in equation (49). We start with the first term. Noting that

$$\|\mathcal{L}^n\|_{\diamond} \leq \|\mathcal{L}\|_{\diamond}^n \leq M^n \Lambda^n, \quad (50)$$

then

$$\sum_{n=3}^{\infty} \frac{\tau^n}{n!} \|\mathcal{L}^n\|_{\diamond} \leq \sum_{n=3}^{\infty} \frac{\tau^n}{n!} M^n \Lambda^n. \quad (51)$$

For the second term in equation (49), we use the fact that the diamond norm is sub-multiplicative and $\|\hat{\mathcal{L}}_i\|_{\diamond} \leq \Lambda$ for all $i = 1, \dots, M$ to show that

$$\left\| \hat{\mathcal{L}}_1^{j_1} \hat{\mathcal{L}}_2^{j_2} \dots \hat{\mathcal{L}}_M^{j_M} \right\|_{\diamond} \leq \left\| \hat{\mathcal{L}}_1 \right\|_{\diamond}^{j_1} \dots \left\| \hat{\mathcal{L}}_M \right\|_{\diamond}^{j_M} \leq \Lambda^{j_1+\dots+j_M}. \quad (52)$$

Using equation (52) we bound the second term in equation (49) as

$$\frac{1}{2} \sum_{p=3}^{\infty} \sum_{\substack{j_1, \dots, j_M=0 \\ \sum_{\mu} j_{\mu}=p}}^p \frac{\tau^{j_1+\dots+j_M}}{j_1! \dots j_M!} \left\| \hat{\mathcal{L}}_1^{j_1} \hat{\mathcal{L}}_2^{j_2} \dots \hat{\mathcal{L}}_M^{j_M} \right\|_{\diamond} \leq \frac{1}{2} \sum_{p=3}^{\infty} \sum_{\substack{j_1, \dots, j_M=0 \\ \sum_{\mu} j_{\mu}=p}}^p \frac{\tau^{j_1+\dots+j_M}}{j_1! \dots j_M!} \Lambda^{j_1+\dots+j_M}. \quad (53)$$

In a similar way we find the bound for the third term in equation (49) to be

$$\frac{1}{2} \sum_{p=3}^{\infty} \sum_{\substack{j_1, \dots, j_M=0 \\ \sum_{\mu} j_{\mu}=p}}^p \frac{\tau^{j_1+\dots+j_M}}{j_1! \dots j_M!} \left\| \hat{\mathcal{L}}_M^{j_1} \hat{\mathcal{L}}_{M-1}^{j_2} \dots \hat{\mathcal{L}}_1^{j_M} \right\|_{\diamond} \leq \frac{1}{2} \sum_{p=3}^{\infty} \sum_{\substack{j_1, \dots, j_M=0 \\ \sum_{\mu} j_{\mu}=p}}^p \frac{\tau^{j_1+\dots+j_M}}{j_1! \dots j_M!} \Lambda^{j_1+\dots+j_M}. \quad (54)$$

Now using Lemma B.1. from Appendix B, we can compute the restricted sums in equations (53) and (54). We then get the final bounds on these terms as

$$\frac{1}{2} \sum_{p=3}^{\infty} \sum_{\substack{j_1, \dots, j_M=0 \\ \sum_{\mu} j_{\mu}=p}}^p \frac{\tau^{j_1+\dots+j_M}}{j_1! \dots j_M!} \left\| \hat{\mathcal{L}}_1^{j_1} \hat{\mathcal{L}}_2^{j_2} \dots \hat{\mathcal{L}}_M^{j_M} \right\|_{\diamond} \leq \frac{1}{2} \sum_{p=3}^{\infty} \frac{M^p \tau^p \Lambda^p}{p!}, \quad (55)$$

and

$$\frac{1}{2} \sum_{p=3}^{\infty} \sum_{\substack{j_0, \dots, j_M=0 \\ \sum_{\mu} j_{\mu}=p}}^p \frac{\tau^{j_0+\dots+j_M}}{j_0! \dots j_M!} \left\| \hat{\mathcal{L}}_M^{j_1} \hat{\mathcal{L}}_{M-1}^{j_2} \dots \hat{\mathcal{L}}_1^{j_M} \right\|_{\diamond} \leq \frac{1}{2} \sum_{p=3}^{\infty} \frac{M^p \tau^p \Lambda^p}{p!}. \quad (56)$$

Substituting the bounds obtained in equations (51), (55) and (56) into (49) yields

$$\begin{aligned} \left\| T_{\tau} - S_1^{(ran)}(\tau) \right\|_{\diamond} &\leq \sum_{n=3}^{\infty} \frac{M^n \tau^n \Lambda^n}{n!} + \sum_{p=3}^{\infty} \frac{M^p \tau^p \Lambda^p}{p!}, \\ &= 2 \sum_{p=3}^{\infty} \frac{M^p \tau^p \Lambda^p}{p!}. \end{aligned} \quad (57)$$

Using Lemma F.2 from the supplementary information of [7], which states that, for some $y \geq 0 \in \mathbb{R}$ and $k \in \mathbb{N}$

$$\sum_{n=k}^{\infty} \frac{y^n}{n!} \leq \frac{y^k}{k!} \exp(y), \quad (58)$$

and setting $y = M\tau\Lambda$ we can get a bound on the infinite sum in (57):

$$\left\| T_{\tau} - S_1^{(ran)}(\tau) \right\|_{\diamond} \leq 2 \frac{M^3 \tau^3 \Lambda^3}{3!} \exp(M\tau\Lambda). \quad (59)$$

Replacing τ with t/N in (59) and substituting into (35) yields the bound

$$\left\| T_t - S_1^{(ran)} \left(\frac{t}{N} \right)^N \right\|_{\diamond} \leq \frac{M^3 t^3 \Lambda^3}{3N^2} \exp\left(\frac{Mt\Lambda}{N} \right). \quad (60)$$

Observing that for large enough N , the factor $\exp[M\Lambda(t/N)] \approx 1$ allows us to simplify the bound to

$$\left\| T_t - S_1^{(ran)} \left(\frac{t}{N} \right)^N \right\|_{\diamond} \leq \frac{M^3 t^3 \Lambda^3}{3N^2}. \quad (61)$$

Then letting

$$\epsilon \geq \frac{M^3 t^3 \Lambda^3}{3N^2}, \quad (62)$$

we have shown that,

$$\left\| T_t - S_1^{(ran)} \left(\frac{t}{N} \right)^N \right\|_{\diamond} \leq \epsilon. \quad (63)$$

From (62) we find the bound on N to be

$$N \geq \frac{M^{3/2} t^{3/2} \Lambda^{3/2}}{\sqrt{3\epsilon}} \quad (64)$$

and this completes the proof. \square

4 Second Order Randomised Product Formula

The second order randomised SLT product formula is not much more complicated than its deterministic counterpart. It is constructed by considering a convex sum of all permutations of the exponentials in the second order SLT product formula. More precisely, consider the symmetric group $\text{Sym}(M)$ which is the group of all permutations of the elements of the set $\{1, \dots, M\}$. For any permutation $\sigma \in \text{Sym}(M)$ we define,

$$S_2^\sigma(\tau) := \prod_{j=1}^M e^{\frac{\tau}{2} \hat{\mathcal{L}}_{\sigma(j)}} \prod_{j=M}^1 e^{\frac{\tau}{2} \hat{\mathcal{L}}_{\sigma(k)}}, \quad (65)$$

which is a second order SLT product formula whose exponentials are permuted by the permutation $\sigma \in \text{Sym}(M)$. Using this, we can construct the approximation to the total channel T_τ by taking a convex combination of S_2^σ for all $\sigma \in \text{Sym}(M)$,

$$S_2^{(ran)}(\tau) = \frac{1}{M!} \sum_{\sigma \in \text{Sym}(M)} S_2^\sigma(\tau), \quad (66)$$

where the $1/M!$ is present because $|\text{Sym}(M)| = M!$. The following theorem shows the error bound and the bound on N for the second order randomised SLT product formula. The proof of this theorem is done in a similar way to the proof of the randomised product formulas in [11]. However, it also relies on the mixing lemma [28, 29], which as stated before is not applicable to open quantum systems, therefore we give a more direct proof.

Theorem 4. Given the generator \mathcal{L} as in equation (10) of a quantum channel T_t and some time $t \geq 0$. Define the second order randomised product formula as in equation (66). Let $N \in \mathbb{N}$ and $\Lambda := \max_k \|\hat{\mathcal{L}}_k\|_\diamond$. Then,

$$\left\| T_t - S_2^{(ran)} \left(\frac{t}{N} \right)^N \right\|_\diamond \leq \epsilon, \quad (67)$$

where,

$$\epsilon \geq \frac{(2\Lambda t)^3 M^2}{N^2}, \quad (68)$$

and,

$$N \geq \frac{(2\Lambda t)^{3/2} M}{\epsilon^{1/2}}. \quad (69)$$

In proving the following theorem we will need to Taylor expand the formula $S_2^{(ran)}$. However this may be a complicated and challenging task to do directly. Instead, we want to consider what an arbitrary order term looks like in the expansion. The following lemma, which we shall call the randomisation lemma, will tell us what the s -th order non-degenerate term looks like in the expansion of $S_2^{(ran)}$, where $0 \leq s \leq M$. We use the word non-degenerate to describe a product of

constituent generators $\hat{\mathcal{L}}_k$ which is pairwise different. To make out calculations easier we rewrite the second order randomised formula $S_2^{(ran)}$ in the following general way

$$S_2^{(ran)}(\tau) = \frac{1}{M!} \sum_{\sigma \in \text{Sym}(M)} \exp\left(q_1 \tau \hat{\mathcal{L}}_{\sigma(\pi_1(1))}\right) \dots \exp\left(q_1 \tau \hat{\mathcal{L}}_{\sigma(\pi_1(M))}\right) \times \\ \exp\left(q_2 \tau \hat{\mathcal{L}}_{\sigma(\pi_2(1))}\right) \dots \exp\left(q_2 \tau \hat{\mathcal{L}}_{\sigma(\pi_2(M))}\right), \quad (70)$$

where $\tau \geq 0$, and $q_1, q_2 \in \mathbb{R}^+$ that we will define at a later stage and $\pi_1, \pi_2 \in \text{Sym}(M)$ such that $\pi_1 = \text{id}$ and π_2 is defined as,

$$\pi_2 = \begin{pmatrix} 1 & 2 & \dots & M \\ M & M-1 & \dots & 1 \end{pmatrix}. \quad (71)$$

We now state the randomisation lemma.

Lemma 2. Given the second order randomised product formula as in equation (70), let $s \in \mathbb{N}$ such that $0 \leq s \leq M$. The s -th order non-degenerate term of $S_2^{(ran)}$ is

$$\frac{\tau^s}{s!} \sum_{\substack{m_1, \dots, m_s=1 \\ \text{pairwise different}}}^M \hat{\mathcal{L}}_{m_1} \dots \hat{\mathcal{L}}_{m_s}. \quad (72)$$

Proof. We start by expanding each exponential in (70) in a Taylor series and we take all possible products of s terms from each of the Taylor expansions. We observe that in (70) the exponentials are arranged in an array of two rows and M columns. Using the indicies $\kappa_1, \dots, \kappa_s$ and l_1, \dots, l_s to label the rows and columns, respectively, of the exponential from which the terms are chosen. To avoid double counting, we ensure that $\kappa_1 \leq \kappa_2 \leq \dots \leq \kappa_s$. Within each row, we also want to ensure that we have smaller column indicies first. Since π_1 and π_2 are bijective to get the non-degenerate term, we require that l_1, \dots, l_s are pairwise different. The s -th order non-degenerate term is,

$$\frac{1}{M!} \sum_{\sigma \in \text{Sym}(M)} \sum_{\substack{\kappa_1, \dots, \kappa_s=1 \\ \kappa_1 \leq \dots \leq \kappa_s}}^2 \sum_{\substack{\pi_{\kappa_1(l_1), \dots, \pi_{\kappa_s}(l_s)}=1 \\ \text{pairwise different}}}^M \left(q_{\kappa_1} \tau \hat{\mathcal{L}}_{\sigma(\pi_{\kappa_1}(l_1))} \right) \dots \left(q_{\kappa_s} \tau \hat{\mathcal{L}}_{\sigma(\pi_{\kappa_s}(l_s))} \right). \quad (73)$$

A direct calculation shows that,

$$\begin{aligned} & \frac{1}{M!} \sum_{\sigma \in \text{Sym}(M)} \sum_{\substack{\kappa_1, \dots, \kappa_s=1 \\ \kappa_1 \leq \dots \leq \kappa_s}}^2 \sum_{\substack{\pi_{\kappa_1(l_1), \dots, \pi_{\kappa_s}(l_s)}=1 \\ \text{pairwise different}}}^M \left(q_{\kappa_1} \tau \hat{\mathcal{L}}_{\sigma(\pi_{\kappa_1}(l_1))} \right) \dots \left(q_{\kappa_s} \tau \hat{\mathcal{L}}_{\sigma(\pi_{\kappa_s}(l_s))} \right) \\ &= \frac{1}{M!} \sum_{\sigma \in \text{Sym}(M)} \sum_{\substack{\kappa_1, \dots, \kappa_s=1 \\ \kappa_1 \leq \dots \leq \kappa_s}}^2 \sum_{\substack{\pi_{\kappa_1(l_1), \dots, \pi_{\kappa_s}(l_s)}=1 \\ \text{pairwise different}}}^M \sum_{\substack{m_1=\sigma(\pi_{\kappa_1}(l_1)), \dots, \\ m_s=\sigma(\pi_{\kappa_s}(l_s))}} \left(q_{\kappa_1} \tau \hat{\mathcal{L}}_{m_1} \right) \dots \left(q_{\kappa_s} \tau \hat{\mathcal{L}}_{m_s} \right) \\ &= \frac{1}{M!} \sum_{\substack{m_1, \dots, m_s=1 \\ \text{pairwise different}}}^M \sum_{\substack{\kappa_1, \dots, \kappa_s=1 \\ \kappa_1 \leq \dots \leq \kappa_s}}^2 \sum_{\substack{\pi_{\kappa_1(l_1), \dots, \pi_{\kappa_s}(l_s)}=1 \\ \text{pairwise different}}}^M \sum_{\substack{\sigma \in \text{Sym}(M) \\ m_1=\sigma(\pi_{\kappa_1}(l_1)), \dots, \\ m_s=\sigma(\pi_{\kappa_s}(l_s))}} \left(q_{\kappa_1} \tau \hat{\mathcal{L}}_{m_1} \right) \dots \left(q_{\kappa_s} \tau \hat{\mathcal{L}}_{m_s} \right). \quad (74) \end{aligned}$$

The last sum in equation (74) is a permutation of all pairwise different m_1, \dots, m_s and we observe that for a fixed m_1, \dots, m_s there are $(M - s)!$ ways we can permute the rest of the indicies so that m_1, \dots, m_s is unchanged. Therefore, we remove this sum and add a factor $(M - s)!$, leading to the following expression for the s -th order non-degenerate term:

$$\frac{(M - s)!}{M!} \sum_{\substack{m_1, \dots, m_s=1 \\ \text{pairwise different}}}^M \left[\sum_{\substack{\kappa_1, \dots, \kappa_s=1 \\ \kappa_1 \leq \dots \leq \kappa_s}}^2 \sum_{\substack{\pi_{\kappa_1}(l_1), \dots, \pi_{\kappa_s}(l_s)=1 \\ \text{pairwise different}}}^M (q_{\kappa_1} \tau) \dots (q_{\kappa_s} \tau) \right] \hat{\mathcal{L}}_{m_1} \dots \hat{\mathcal{L}}_{m_s}. \quad (75)$$

Now we need to calculate the sum in the brackets in equation (75). This sum depends solely on the row indicies, so by letting r_1 and r_2 be the number of terms picked from row one and row two respectively, we can express the summand as

$$(q_1 \tau)^{r_1} (q_2 \tau)^{r_2}. \quad (76)$$

All that remains is to determine the value of the sums which can be found using combinatorial arguments. The number of ways we can choose l_1, \dots, l_s pairwise different is given by

$$M(M - 1) \dots (M - (s + 1)) = \frac{M!}{(M - s)!}. \quad (77)$$

However, when we apply the permutations π_1 and π_2 we may double count some terms. In particular if $\kappa_i = \kappa_{i+1}$, we have to pick terms from the row κ_i and we must have $l_i < l_{i+1}$. This implies that the ordering of $\pi_{\kappa_i}(l_i)$ and $\pi_{\kappa_{i+1}}(l_{i+1})$ is uniquely determined. Altogether, we have then overcounted by a factor of $r_1! r_2!$. Therefore, we have

$$\begin{aligned} \sum_{\substack{\kappa_1, \dots, \kappa_s=1 \\ \kappa_1 \leq \dots \leq \kappa_s}}^2 \sum_{\substack{\pi_{\kappa_1}(l_1), \dots, \pi_{\kappa_s}(l_s)=1 \\ \text{pairwise different}}}^M (q_{\kappa_1} \tau) \dots (q_{\kappa_s} \tau) &= \sum_{\substack{r_1, r_2=0 \\ r_1 + r_2 = s}}^s \frac{M!}{(M - s)!} \frac{(q_1 \tau)^{r_1} (q_2 \tau)^{r_2}}{r_1! r_2!} \\ &= \frac{M!}{(M - s)!} \frac{[(q_1 + q_2) \tau]^s}{s!}, \end{aligned} \quad (78)$$

where the last equality is a result of the multinomial theorem. Substituting (78) into (75) we get the s -th order non-degenerate term

$$\frac{(M - s)!}{M!} \sum_{\substack{m_1, \dots, m_s=1 \\ \text{pairwise different}}}^M \frac{M!}{(M - s)!} \frac{[(q_1 + q_2) \tau]^s}{s!} \hat{\mathcal{L}}_{m_1} \dots \hat{\mathcal{L}}_{m_s}. \quad (79)$$

Simplifying this expression yields

$$\frac{[(q_1 + q_2) \tau]^s}{s!} \sum_{\substack{m_1, \dots, m_s=1 \\ \text{pairwise different}}}^M \hat{\mathcal{L}}_{m_1} \dots \hat{\mathcal{L}}_{m_s}. \quad (80)$$

Since $S_2^{(ran)}(\tau)$ is atleast first order accurate it implies that for $s = 1$ this term should cancel exactly with the first order term in the Taylor expansion of T_τ . This implies that $q_1 + q_2 = 1$,

allowing us to set $q_1 = q_2 = 1/2$ as in the definition of $S_2^{(ran)}$ in equation (65). This leads to the desired expression for the s -th order non-degenerate term:

$$\frac{\tau^s}{s!} \sum_{\substack{m_1, \dots, m_s=1 \\ \text{pairwise different}}}^M \hat{\mathcal{L}}_{m_1} \dots \hat{\mathcal{L}}_{m_s}. \quad (81)$$

□

Since we want to compute the error between our second order randomised formula and the channel T_τ , it will be useful to understand the form of the s -th order non-degenerate term of T_τ . The following lemma gives the s -th order non-degenerate term of T_τ .

Lemma 3. The s -th order non-degenerate term of T_τ is

$$\frac{\tau^s}{s!} \sum_{\substack{m_1, \dots, m_s=1 \\ \text{pairwise different}}}^M \hat{\mathcal{L}}_{m_1} \dots \hat{\mathcal{L}}_{m_s}. \quad (82)$$

Proof. Consider the Taylor expansion of T_τ

$$T_\tau = \sum_{s=0}^{\infty} \frac{\tau^s}{s!} \mathcal{L}^s = \sum_{s=0}^{\infty} \frac{\tau^s}{s!} \left(\sum_{k=1}^M \hat{\mathcal{L}}_k \right)^s, \quad (83)$$

we can write $\left(\sum_{k=1}^M \hat{\mathcal{L}}_k \right)^s$ as

$$\left(\sum_{k=1}^M \hat{\mathcal{L}}_k \right)^s = \sum_{m_1, \dots, m_s=1}^M \hat{\mathcal{L}}_{m_1} \dots \hat{\mathcal{L}}_{m_s}. \quad (84)$$

To obtain the non-degenerate term, we require that m_1, \dots, m_s be pairwise different so the non-degenerate term is

$$\frac{\tau^s}{s!} \sum_{\substack{m_1, \dots, m_s=1 \\ \text{pairwise different}}}^M \hat{\mathcal{L}}_{m_1} \dots \hat{\mathcal{L}}_{m_s}. \quad (85)$$

□

Noting that the arbitrary s -th order term has both a degenerate and non-degenerate part, we then aim to obtain a bound on the norm of the s -th order degenerate terms of T_τ and $S_2^{(ran)}$ so that we can bound the error. The lemma below gives the bound on the norm of the s -th order degenerate term.

Lemma 4. Let \mathcal{L} be defined as in equation (10) and let $\Lambda := \max_k \left\| \hat{\mathcal{L}}_k \right\|_\diamond$. Define the ideal evolution for a small time step $\tau \geq 0$ as $T_\tau = \exp(\tau \mathcal{L})$ and define the second order randomised formula $S_2^{(ran)}$ as in equation (66) and let s be a natural number such that $0 \leq s \leq M$. The norm of the s -th order degenerate term of the ideal evolution T_τ is at most

$$\frac{\tau^s \Lambda^s}{s!} [M^s - M(M-1) \dots (M - (s+1))]. \quad (86)$$

The norm of the s -th order degenerate term of $S_2^{(ran)}(\tau)$ is at most,

$$\frac{(\tau\Lambda)^s}{s!}[M^s - M(M-1)\dots(M-(s+1))]. \quad (87)$$

Proof. The s -th order term in the Taylor expansion of T_τ is

$$\frac{\tau^s}{s!} \sum_{m_1, \dots, m_s=1}^M \hat{\mathcal{L}}_{m_1} \dots \hat{\mathcal{L}}_{m_s} \quad (88)$$

and the non-degenerate part of (88) is given by Lemma 3. By bounding the diamond norm of the s -th order term and the non-degenerate part and taking their difference we can obtain a bound on the norm of the degenerate term. The bound on the norm of the s -th order term of T_τ is

$$\begin{aligned} \left\| \frac{\tau^s}{s!} \sum_{m_1, \dots, m_s=1}^M \hat{\mathcal{L}}_{m_1} \dots \hat{\mathcal{L}}_{m_s} \right\|_{\diamond} &\leq \frac{\tau^s}{s!} \sum_{m_1, \dots, m_s=1}^M \left\| \hat{\mathcal{L}}_{m_1} \right\|_{\diamond} \dots \left\| \hat{\mathcal{L}}_{m_s} \right\|_{\diamond}, \\ &\leq \frac{\tau^s}{s!} \sum_{m_1, \dots, m_s=1}^M \Lambda^s, \\ &= \frac{\tau^s}{s!} \Lambda^s M^s. \end{aligned} \quad (89)$$

Now we can bound the s -th order non-degenerate term of T_τ as

$$\begin{aligned} \left\| \frac{\tau^s}{s!} \sum_{\substack{m_1, \dots, m_s=1 \\ \text{pairwise different}}}^M \hat{\mathcal{L}}_{m_1} \dots \hat{\mathcal{L}}_{m_s} \right\|_{\diamond} &\leq \frac{\tau^s}{s!} \sum_{\substack{m_1, \dots, m_s=1 \\ \text{pairwise different}}}^M \left\| \hat{\mathcal{L}}_{m_1} \right\|_{\diamond} \dots \left\| \hat{\mathcal{L}}_{m_s} \right\|_{\diamond}, \\ &\leq \frac{\tau^s}{s!} \sum_{\substack{m_1, \dots, m_s=1 \\ \text{pairwise different}}}^M \Lambda^s, \\ &= \frac{\tau^s}{s!} \Lambda^s [M(M-1)\dots(M-(s+1))], \end{aligned} \quad (90)$$

where the last equality is obtained by computing the sum which is equal to the number of all possible ways we can arrange m_1, \dots, m_s so that they are pairwise different. This implies that the bound on the norm of the degenerate term of T_τ is

$$\frac{\tau^s \Lambda^s}{s!} [M^s - M(M-1)\dots(M-(s+1))]. \quad (91)$$

The norm of the s -th order degenerate term of $S_2^{(ran)}(\tau)$ is bounded in the same way as the norm of the s -th order degenerate term of T_τ . We consider the s -th order non-degenerate term of $S_2^{(ran)}(\tau)$ in equation (72) calculated in Lemma 2. The bound on the norm is

$$\left\| \frac{\tau^s}{s!} \sum_{\substack{m_1, \dots, m_s=1 \\ \text{pairwise different}}}^M \hat{\mathcal{L}}_{m_1} \dots \hat{\mathcal{L}}_{m_s} \right\|_{\diamond} \leq \frac{(\Lambda\tau)^s}{s!} M(M-1)\dots(M-(s+1)). \quad (92)$$

To bound the s -th order term of $S_2^{(ran)}(\tau)$, we first, consider the general expression for $S_2^{(ran)}(\tau)$ in equation (70), replace each summand of the generator \mathcal{L} by Λ and replace each q_k by $1/2$. Next, we expand all exponentials into their Taylor series and extract the s -th order term. In other words, we extract the s -th order term of

$$\frac{1}{M!} \sum_{\sigma \in \text{Sym}(M)} \exp(M\Lambda\tau) \quad (93)$$

to get,

$$\frac{(M\Lambda\tau)^s}{s!}. \quad (94)$$

Taking the difference of (94) and (92) yields the bound on the norm of the s -th order degenerate term of $S_2^{(ran)}(\tau)$. That is

$$\frac{(\Lambda\tau)^s}{s!} [M^s - M(M-1)\dots(M-(s+1))]. \quad (95)$$

□

Now we wish to bound the error for a fixed order term in the difference between the ideal evolution and the second order randomised formula. The lemma below will show this error bound.

Lemma 5. Given a generator \mathcal{L} as in equation (10) and the ideal evolution T_τ for some small time step $\tau \geq 0$ as well as the second order randomised formula $S_2^{(ran)}(\tau)$ defined in equation (66). The error of the approximation,

$$T_\tau - S_2^{(ran)}(\tau) = \exp(\tau\mathcal{L}) - \frac{1}{M!} \sum_{\sigma \in \text{Sym}(M)} S_2^\sigma(\tau), \quad (96)$$

is at most

$$\begin{cases} 0, & \text{for } 0 \leq s \leq 2, \\ \frac{(\Lambda\tau)^s M^{s-1}}{(s-2)!}, & \text{for } s > 2. \end{cases} \quad (97)$$

Proof. For $s \leq 2$, the formula $S_2^\sigma(\tau)$ is exact so it cancels with all the second order terms and since we sum convexly in the second order randomised formula, all second order terms in

$$\frac{1}{M!} \sum_{\sigma \in \text{Sym}(M)} S_2^\sigma(\tau), \quad (98)$$

cancel with all second order terms in T_τ . Therefore the error is zero for $s \leq 2$. For $s > 2$ we need to bound the error in of the s -th order term in the difference $T_\tau - S_2^{(ran)}(\tau)$. We know from Lemma 2. and Lemma 3. that the s -th order non-degenerate terms of T_τ and $S_2^{(ran)}(\tau)$ are the same and they will cancel when we take the difference $T_\tau - S_2^{(ran)}(\tau)$. This means that the only terms we need to consider are the s -th order degenerate terms. From Lemma 4, we see that the bound on the error of the difference is the sum of the bounds of the degenerate terms. That is

$$2 \frac{(\tau\Lambda)^s}{s!} [M^s - M(M-1)\dots(M-(s+1))]. \quad (99)$$

Now we need to obtain a bound for the factor $[M^s - M(M-1)\dots(M-(s+1))]$. Using [11] we can obtain the following bound

$$[M^s - M(M-1)\dots(M-(s+1))] \leq \binom{s}{2} M^{s-1} = \frac{s!}{2!(s-2)!} M^{s-1}. \quad (100)$$

This leads us to the error bound for $s > 2$:

$$2 \frac{(\tau\Lambda)^s}{s!} [M^s - M(M-1)\dots(M-(s+1))] \leq 2 \frac{(\tau\Lambda)^s}{s!} \frac{s!}{2!(s-2)!} M^{s-1} = \frac{(\tau\Lambda)^s M^{s-1}}{(s-2)!}, \quad (101)$$

which is the desired bound. \square

We are now able to prove Theorem 4 and obtain the bound on the precision ϵ and number of steps N for the second order randomised formula $S_2^{(ran)}$.

Proof. (of Theorem 4.) We start by applying Lemma 1, to (67) which yields

$$\left\| T_t - S_2^{(ran)} \left(\frac{t}{N} \right)^N \right\|_{\diamond} \leq N \left\| T_{\tau} - S_2^{(ran)}(\tau) \right\|_{\diamond}. \quad (102)$$

From Lemma 5, we have that the bound on $\left\| T_{\tau} - S_2^{(ran)}(\tau) \right\|_{\diamond}$ is, for $s = 3$,

$$\left\| T_{\tau} - S_2^{(ran)}(\tau) \right\|_{\diamond} \leq \sum_{s=3}^{\infty} \frac{(\Lambda\tau)^s M^{s-1}}{(s-2)!} \quad (103)$$

Lemma F.2 from the supplementary information of [7] states that for some $y \geq 0 \in \mathbb{R}$ and $k \in \mathbb{N}$

$$\sum_{n=k}^{\infty} \frac{y^n}{n!} \leq \frac{y^k}{k!} \exp(y). \quad (104)$$

We can use this lemma to bound the sum in equation (103) by setting $y = \Lambda\tau M$ and $k = 3$,

$$\left\| T_{\tau} - S_2^{(ran)}(\tau) \right\|_{\diamond} \leq \frac{(\Lambda\tau)^3 M^2}{(3-2)!} \exp(\Lambda\tau M). \quad (105)$$

Using the fact that $\tau = t/N$, we have

$$\left\| T_{\tau} - S_2^{(ran)}(\tau) \right\|_{\diamond} \leq \frac{(\Lambda t)^3 M^2}{N^3} \exp(\Lambda M t / N). \quad (106)$$

For large enough N , we can write $\exp(\Lambda M t / N) \approx 1$. Hence the bound is

$$\left\| T_{\tau} - S_2^{(ran)}(\tau) \right\|_{\diamond} \leq \frac{(\Lambda t)^3 M^2}{N^3}. \quad (107)$$

Substituting this into (102) yields,

$$\left\| T_t - S_2^{(ran)} \left(\frac{t}{N} \right)^N \right\|_{\diamond} \leq N \frac{(\Lambda t)^3 M^2}{N^3} = \frac{(\Lambda t)^3 M^2}{N^2}. \quad (108)$$

Now, let $\epsilon \geq 0$ such that

$$\epsilon \geq \frac{(\Lambda t)^3 M^2}{N^2} \quad (109)$$

which leads to the bound

$$N \geq \frac{(\Lambda t)^{3/2} M}{\epsilon^{1/2}}. \quad (110)$$

□

5 The QDRIFT Channel For Simulating OQS

In this section we will outline how we can use the QDRIFT channel [9] to simulate Markovian OQS. Consider the generator \mathcal{L} in equation (8), this form shall be used throughout the rest of this section. We start by defining the quantity Γ , which is the sum of all the decay rates in \mathcal{L} . That is

$$\Gamma = \sum_{k=1}^M \gamma_k. \quad (111)$$

To define the QDRIFT channel we must define the small time step $\omega = \frac{t\Gamma}{N}$. The QDRIFT channel, probabilistically implements a constituent channel $e^{\omega\mathcal{L}_k}$ with some probability p_k which depends on the decay rate γ_k in the generator in the following way,

$$p_k = \frac{\gamma_k}{\Gamma}. \quad (112)$$

It is evident from the definition of p_k that $\sum_{k=1}^M p_k = 1$ and that for larger γ_k , the QDRIFT channel is more likely to apply $e^{\omega\mathcal{L}_k}$. While this process is random, the probabilities p_k have a bias built into them so that with many repetitions the evolution stochastically 'drifts' towards the ideal evolution T_t . Since each constituent channel is sampled independently, the process is entirely Markovian and we can consider the evolution resulting from a single random operation. The QDRIFT channel, which shall be denoted by $\mathcal{E}_\omega^{(QD)}$ has the form,

$$\mathcal{E}_\omega^{(QD)}(\rho) = \sum_{k=1}^M p_k e^{\omega\mathcal{L}_k}. \quad (113)$$

We now state the following theorem which outlines how the QDRIFT channel approximates T_t . We shall save the discussion of how to implement this QDRIFT channel for a later section.

Theorem 5. Given the generator \mathcal{L} as in equation (8) of a quantum channel T_t and some time $t \geq 0$. Let $N \in \mathbb{N}$ and $\Omega := \max_k \|\mathcal{L}_k\|_\diamond$. Then,

$$\left\| T_t - (\mathcal{E}_\omega^{(QD)})^N \right\|_\diamond = \left\| T_t - \left(\sum_{k=1}^M p_k e^{\omega\mathcal{L}_k} \right)^N \right\|_\diamond \leq \epsilon \quad (114)$$

where

$$\epsilon \geq \frac{t^2 \Gamma^2 \Omega^2}{N} \quad (115)$$

and,

$$N \geq \frac{t^2 \Gamma^2 \Omega^2}{\epsilon}. \quad (116)$$

Proof. Using Lemma 1. we see that,

$$\begin{aligned}
\left\| T_t - (\mathcal{E}_\omega^{(QD)})^N \right\|_\diamond &= \left\| \exp(t\mathcal{L}) - (\mathcal{E}_\omega^{(QD)})^N \right\|_\diamond, \\
&= \left\| \exp\left(\frac{t}{N} \sum_{k=1}^M \gamma_k \mathcal{L}_k\right) - \left(\sum_{k=1}^M p_k \exp(\omega \mathcal{L}_k)\right)^N \right\|_\diamond \\
&\leq N \left\| \exp\left(\frac{t}{N} \sum_{k=1}^M \gamma_k \mathcal{L}_k\right) - \left(\sum_{k=1}^M p_k \exp(\omega \mathcal{L}_k)\right) \right\|_\diamond. \tag{117}
\end{aligned}$$

To complete the proof, we need to find a bound on $\left\| \exp\left(\frac{t}{N} \sum_{k=1}^M \gamma_k \mathcal{L}_k\right) - \left(\sum_{k=1}^M p_k \exp(\omega \mathcal{L}_k)\right) \right\|_\diamond$. We start by expanding $\exp\left(\frac{t}{N} \sum_{k=1}^M \gamma_k \mathcal{L}_k\right)$ in a Taylor series as

$$\begin{aligned}
\exp\left(\frac{t}{N} \sum_{k=1}^M \gamma_k \mathcal{L}_k\right) &= \mathbb{1} + \frac{t}{N} \sum_{k=1}^M \gamma_k \mathcal{L}_k + \sum_{\nu=2}^{\infty} \frac{(t/N)^\nu}{\nu!} \left(\sum_{k=1}^M \gamma_k \mathcal{L}_k\right)^\nu \\
&= \mathbb{1} + \frac{t}{N} \mathcal{L} + \sum_{\nu=2}^{\infty} \frac{(t/N)^\nu}{\nu!} \mathcal{L}^\nu. \tag{118}
\end{aligned}$$

We can also expand the exponential in the term $\sum_{k=1}^M p_k \exp(\omega \mathcal{L}_k)$ in a Taylor series as follows,

$$\begin{aligned}
\sum_{k=1}^M p_k \exp(\omega \mathcal{L}_k) &= \sum_{k=1}^M p_k \left(\sum_{\nu=0}^{\infty} \frac{\omega^\nu}{\nu!} \mathcal{L}_k^\nu \right), \\
&= \sum_{k=1}^M p_k \left(\mathbb{1} + \omega \mathcal{L}_k + \sum_{\nu=2}^{\infty} \frac{\omega^\nu}{\nu!} \mathcal{L}_k^\nu \right), \\
&= \mathbb{1} + \sum_{k=1}^M p_k \omega \mathcal{L}_k + \sum_{k=1}^M p_k \sum_{\nu=2}^{\infty} \frac{\omega^\nu}{\nu!} \mathcal{L}_k^\nu, \\
&= \mathbb{1} + \sum_{k=1}^M \frac{\gamma_k}{\Gamma} \omega \mathcal{L}_k + \sum_{k=1}^M \frac{\gamma_k}{\Gamma} \sum_{\nu=2}^{\infty} \frac{\omega^\nu}{\nu!} \mathcal{L}_k^\nu, \\
&= \mathbb{1} + \frac{\omega}{\Gamma} \mathcal{L} + \sum_{k=1}^M \frac{\gamma_k}{\Gamma} \sum_{\nu=2}^{\infty} \frac{\omega^\nu}{\nu!} \mathcal{L}_k^\nu. \tag{119}
\end{aligned}$$

We can now compute the norm $\left\| \exp\left(\frac{t}{N} \sum_{k=1}^M \gamma_k \mathcal{L}_k\right) - \left(\sum_{k=1}^M p_k \exp(\omega \mathcal{L}_k)\right) \right\|_\diamond$ as follows: if we use the fact that $\omega = t\Gamma/N$ then we see that the zeroth and first order terms in (118) and (119)

cancel leaving us with

$$\left\| \exp\left(\frac{t}{N} \sum_{k=1}^M \gamma_k \mathcal{L}_k\right) - \left(\sum_{k=1}^M p_k \exp(\omega \mathcal{L}_k)\right) \right\|_{\diamond} = \left\| \sum_{\nu=2}^{\infty} \frac{t^{\nu}}{N^{\nu} \nu!} \mathcal{L}^{\nu} - \sum_{k=1}^M \frac{\gamma_k}{\Gamma} \sum_{\nu=2}^{\infty} \frac{\omega^{\nu}}{\nu!} \mathcal{L}_k^{\nu} \right\|_{\diamond}. \quad (120)$$

Using the sub-additive and sub-multiplicative properties of the diamond norm, one obtains

$$\left\| \exp\left(\frac{t}{N} \sum_{k=1}^M \gamma_k \mathcal{L}_k\right) - \left(\sum_{k=1}^M p_k \exp(\omega \mathcal{L}_k)\right) \right\|_{\diamond} \leq \sum_{\nu=2}^{\infty} \frac{t^{\nu}}{N^{\nu} \nu!} \|\mathcal{L}\|_{\diamond}^{\nu} + \sum_{k=1}^M \frac{\gamma_k}{\Gamma} \sum_{\nu=2}^{\infty} \frac{\omega^{\nu}}{\nu!} \|\mathcal{L}_k\|_{\diamond}^{\nu}. \quad (121)$$

At this point we wish to find bounds on the diamond norm of the generator \mathcal{L} and the superoperators \mathcal{L}_k . By definition we have that $\|\mathcal{L}_k\|_{\diamond} \leq \Omega$, which yields

$$\|\mathcal{L}_k\|_{\diamond}^{\nu} \leq \Omega^{\nu}. \quad (122)$$

For the generator \mathcal{L} we have

$$\|\mathcal{L}\|_{\diamond} = \left\| \sum_{k=1}^M \gamma_k \mathcal{L}_k \right\|_{\diamond} \leq \sum_{k=1}^M \gamma_k \|\mathcal{L}_k\|_{\diamond} \leq \sum_{k=1}^M \gamma_k \Omega = \Gamma \Omega \quad (123)$$

which implies that

$$\|\mathcal{L}\|_{\diamond}^{\nu} \leq \Gamma^{\nu} \Omega^{\nu}. \quad (124)$$

Substituting (122) and (124) into (121) produces

$$\begin{aligned} \left\| \exp\left(\frac{t}{N} \sum_{k=1}^M \gamma_k \mathcal{L}_k\right) - \left(\sum_{k=1}^M p_k \exp(\omega \mathcal{L}_k)\right) \right\|_{\diamond} &\leq \sum_{\nu=2}^{\infty} \frac{t^{\nu} \Gamma^{\nu} \Omega^{\nu}}{N^{\nu} \nu!} + \sum_{k=1}^M \frac{\gamma_k}{\Gamma} \sum_{\nu=2}^{\infty} \frac{\omega^{\nu}}{\nu!} \Omega^{\nu}, \\ &= \sum_{\nu=2}^{\infty} \frac{t^{\nu} \Gamma^{\nu} \Omega^{\nu}}{N^{\nu} \nu!} + \frac{\Gamma}{\Gamma} \sum_{\nu=2}^{\infty} \frac{t^{\nu} \Gamma^{\nu} \Omega^{\nu}}{N^{\nu} \nu!} \\ &= 2 \sum_{\nu=2}^{\infty} \frac{t^{\nu} \Gamma^{\nu} \Omega^{\nu}}{N^{\nu} \nu!}. \end{aligned} \quad (125)$$

Making use of Lemma F.2 from the supplementary information of [7], we can bound the sum in (125) as

$$\left\| \exp\left(\frac{t}{N} \sum_{k=1}^M \gamma_k \mathcal{L}_k\right) - \left(\sum_{k=1}^M p_k \exp(\omega \mathcal{L}_k)\right) \right\|_{\diamond} \leq 2 \frac{t^2 \Gamma^2 \Omega^2}{2! N^2} \exp\left(\frac{t \Gamma \Omega}{N}\right). \quad (126)$$

Now for large enough N , we can approximate the exponential by 1 i.e. $\exp(t \Gamma \Omega / N) \approx 1$ which gives the bound

$$\left\| \exp\left(\frac{t}{N} \sum_{k=1}^M \gamma_k \mathcal{L}_k\right) - \left(\sum_{k=1}^M p_k \exp(\omega \mathcal{L}_k)\right) \right\|_{\diamond} \leq \frac{t^2 \Gamma^2 \Omega^2}{N^2}. \quad (127)$$

Using the bound obtained in (127) in the inequality (117) yields

$$\left\| T_t - (\mathcal{E}_\omega^{(QD)})^N \right\|_\diamond \leq N \frac{t^2 \Gamma^2 \Omega^2}{N^2} = \frac{t^2 \Gamma^2 \Omega^2}{N}. \quad (128)$$

Now choosing $\epsilon \geq 0$ such that

$$\epsilon \geq \frac{t^2 \Gamma^2 \Omega^2}{N}, \quad (129)$$

gives the desired bound

$$\left\| T_t - (\mathcal{E}_\omega^{(QD)})^N \right\|_\diamond \leq \epsilon. \quad (130)$$

Also, from (129) we have

$$N \geq \frac{t^2 \Gamma^2 \Omega^2}{\epsilon}. \quad (131)$$

□

6 Implementation On A Quantum Computer

In the previous sections we have derived bounds for the error ϵ and the number of steps N for each of the randomised formulas as well as the QDRIFT channel. In this section we show how they can be implemented on a quantum computer. First, we discuss how to construct a quantum circuit that implements the randomised formulas and QDRIFT using Classical Sampling (CS) to construct a gate set. Then, we will discuss how Quantum Forking (QF) [30] can be used to implement the randomised formula $S_1^{(ran)}$ and the QDRIFT channel on a quantum computer without the need for classical sampling.

6.1 Implementation of $S_1^{(ran)}$, $S_2^{(ran)}$ and QDRIFT Channel Using Classical Sampling

6.1.1 Implementation of $S_1^{(ran)}$ with CS

To implement the first order randomised product formula $S_1^{(ran)}(\tau)^N$, we need N applications of $S_1^{(ran)}(\tau)$. However, the definition of $S_1^{(ran)}(\tau)$ in (30) tells us that when we apply it to a state $\rho(0)$ it will apply the channel $S_1^\rightarrow(\tau)$ with probability $1/2$ and $S_1^\leftarrow(\tau)$ with probability $1/2$. This gives us a way to construct a gate set for $S_1^{(ran)}(\tau)$. If we define some random variable $j_l \in \{0, 1\}$ for $l = 1, \dots, N$ where $p(j_l = 0) = 1/2 = p(j_l = 1)$ then, by assigning $S_1^\rightarrow(\tau) \equiv S_1^{(0)}(\tau)$ and $S_1^\leftarrow(\tau) \equiv S_1^{(1)}(\tau)$, we can construct a gate set, denoted by $G_1^{(ran)}$, by iteratively sampling each j_l and appending $S_1^{(j_l)}(\tau)$ to $G_1^{(ran)}$. The gate set can then be applied to an initial state $\rho(0)$ to output the state $\tilde{\rho}(t)$ which approximates $\rho(t)$ to an precision $\epsilon = (Mt\Lambda)^3/3N^2$. The pseudo code for the algorithm that can construct this gate set is shown in Algorithm 1.

The algorithm for implementing $S_1^{(ran)}(\tau)^N$ is shown in the circuit diagram in Figure 2. In Figure 2 we see that each channel $S_1^{(j_l)}$ depends on the value of each j_l obtained from classical sampling.

Algorithm 1

Input: A list of terms from the generator $\mathcal{L} = \sum_{k=1}^M \hat{\mathcal{L}}_k$ i.e. $\{\hat{\mathcal{L}}_1, \dots, \hat{\mathcal{L}}_M\}$. A classical oracle function called `SAMPLE()` that returns a value $j_l \in \{0, 1\}$ from the distribution $p(j_l = 0) = 1/2$ and $p(j_l = 1) = 1/2$. A target precision ϵ and a simulation time $t \geq 0$.

Output: An ordered list $G_1^{(ran)}$ comprising of the product formulas $S_1^{\rightarrow} \equiv S_1^{(0)}$ and $S_1^{\leftarrow} \equiv S_1^{(1)}$.

Require: Compute $\Lambda := \max_k \|\hat{\mathcal{L}}_k\|_{\diamond}$ using the semidefinite program [31] to compute the diamond norm $\|\cdot\|_{\diamond}$.

```
1:  $N \leftarrow \lceil (Mt\Lambda)^{3/2}/\sqrt{3\epsilon} \rceil$ 
2:  $\tau \leftarrow t/N$ 
3:  $l \leftarrow 0$ 
4:  $G_1^{(ran)} = \{\}$ 
5: while  $l < N$  do
6:    $j_l \leftarrow \text{SAMPLE}()$ 
7:   Append  $S_1^{(j_l)}(\tau)$  to  $G_1^{(ran)}$ 
8:    $l \leftarrow l + 1$ 
9: end while
10: return  $G_1^{(ran)}$ 
```

We want to obtain the gate complexity for the circuit implemented by $G_1^{(ran)}$. To do this, we count the number of simple channels, which in this case is the number of exponentials, $\exp(\tau \hat{\mathcal{L}}_k)$, in the gate set. Since there are $\lceil (Mt\Lambda)^{3/2}/\sqrt{3\epsilon} \rceil$ TS product formulas in $G_1^{(ran)}$, each containing M exponentials, the gate complexity scales as $O(M^{5/2}(t\Lambda)^{3/2}/\sqrt{3\epsilon})$.

6.1.2 Implementation of $S_2^{(ran)}$ with CS

To implement the second order randomised formula $S_2^{(ran)}(\tau)^N$, we need N applications of $S_2^{(ran)}(\tau)$ as in (70). By definition $S_2^{(ran)}(\tau)$ applies $S_2^{\sigma}(\tau)$ for some permutation $\sigma \in \text{Sym}(M)$ with a probability $1/M!$. But since the sum in (70) is over all possible permutations in $\text{Sym}(M)$ it is equally likely that we apply a $S_2^{\sigma}(\tau)$ for any permutation σ . So to construct a gate set that will implement $S_2^{(ran)}(\tau)^N$ we define σ_l , for $l = 1, 2, \dots, N$, which will be some permutation from $\text{Sym}(M)$. Then we define an oracle function called `SAMPLE_PERMUTATION()` which will sample from $\text{Sym}(M)$, with every permutation in $\text{Sym}(M)$ having a probability $1/M!$ of being sampled, and returning one of the permutations. We denote the gate set that we apply to initial state $\rho(0)$ as $G_2^{(ran)}$. Initially this set will be empty. Then, we iteratively obtain σ_l using the function `SAMPLE_PERMUTATION()` i.e. $\sigma_l = \text{SAMPLE_PERMUTATION}()$, and append $S_2^{\sigma_l}$ to $G_2^{(ran)}$ repeating this process for $l = 1, 2, \dots, N$. Then, we can apply $G_2^{(ran)}$ to some initial state $\rho(0)$ and the output will be the state $\tilde{\rho}(t)$ which approximates $\rho(t)$ to a precision $\epsilon = (\Lambda t)^3 M^2 / N^2$. Algorithm 2, shows the pseudo code for how one can $G_2^{(ran)}$. Figure 3, shows the quantum circuit for applying each gate from $G_2^{(ran)}$ where each σ_l is some permutation sampled from $\text{Sym}(M)$. To see how the gate complexity for a circuit constructed with $G_2^{(ran)}$ scales, we count the number of exponentials. We will have $\lceil (\Lambda t)^{3/2} M / \sqrt{\epsilon} \rceil$ TS product formulas in $G_2^{(ran)}$ and for each of these there are $2M$ exponentials. The gate complexity will then scale as $O((\Lambda t)^{3/2} M^2 / \sqrt{\epsilon})$.

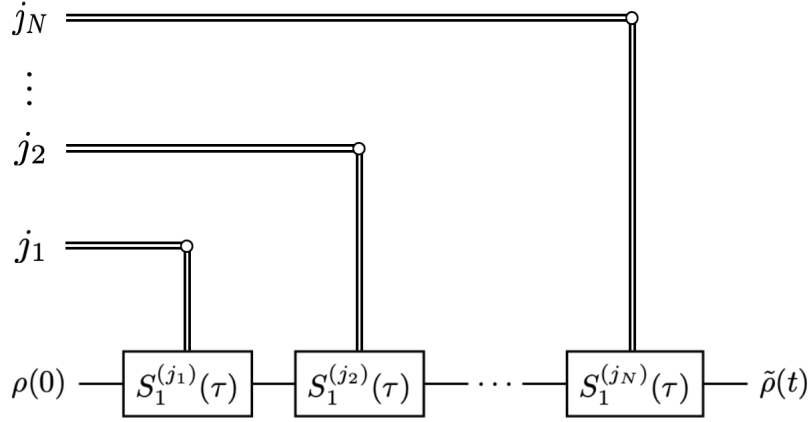


Figure 2: Quantum circuit showing the implementation of $S_1^{(ran)}(\tau)^N$ using CS. The circuit shows how the gate set $G_1^{(ran)}$ is constructed and applied to an initial state $\rho(0)$ with the output state $\tilde{\rho}(t)$. The double wires are used to show that the quantum channels depend on information from a classical computer.

Algorithm 2

Input: A list of terms from the generator $\mathcal{L} = \sum_{k=1}^M \hat{\mathcal{L}}_k$ i.e. $\{\hat{\mathcal{L}}_1, \dots, \hat{\mathcal{L}}_M\}$. A classical oracle function called SAMPLE.PERMUTATION() that returns a permutation from $\text{Sym}(M)$, with each permutation having the probability $1/M!$ of being sampled. A target precision ϵ and a simulation time $t \geq 0$.

Output: An ordered list $G_2^{(ran)}$ comprising of the product formulas $S_2^{\sigma_l}$ where $\sigma_l \in \text{Sym}(M)$.

Require: Compute $\Lambda := \max_k \|\hat{\mathcal{L}}_k\|_{\diamond}$ using the semidefinite program [31] to compute the diamond norm $\|\cdot\|_{\diamond}$.

- 1: $N \leftarrow \lceil (\Lambda t)^{3/2} M / \sqrt{\epsilon} \rceil$
 - 2: $\tau \leftarrow t/N$
 - 3: $l \leftarrow 0$
 - 4: $G_2^{(ran)} = \{\}$
 - 5: **while** $l < N$ **do**
 - 6: $\sigma_l \leftarrow \text{SAMPLE.PERMUTATION}()$
 - 7: Append $S_2^{(\sigma_l)}(\tau)$ to $G_2^{(ran)}$
 - 8: $l \leftarrow l + 1$
 - 9: **end while**
 - 10: **return** $G_2^{(ran)}$
-

6.1.3 Implementation of QDRIFT Channel with CS

Consider the QDRIFT channel $\mathcal{E}_{\omega}^{(QD)}$ as in (113). By definition, it will apply $\exp(\omega \mathcal{L}_k)$ with some probability p_k with $k = 1, 2, \dots, M$. This gives us an easy way to construct a quantum circuit that implements $(\mathcal{E}_{\omega}^{(QD)})^N$ using classical sampling. We start by defining a random variable $j_l \in \{1, \dots, M\}$, with $l = 1, \dots, N$, and the probability distribution $p(j_l = k) = p_k$ with $k = 1, \dots, M$. Then we denote the gate set by G_{QD} and define the classical oracle function SAMPLE() which

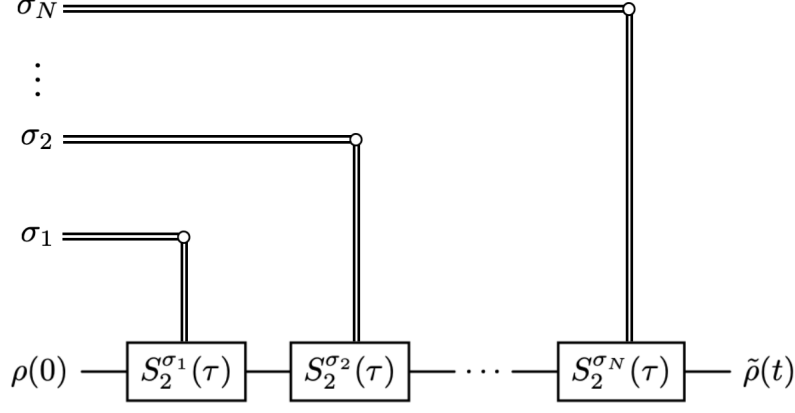


Figure 3: Quantum circuit showing the implementation of $S_2^{(ran)}(\tau)^N$ by CS.

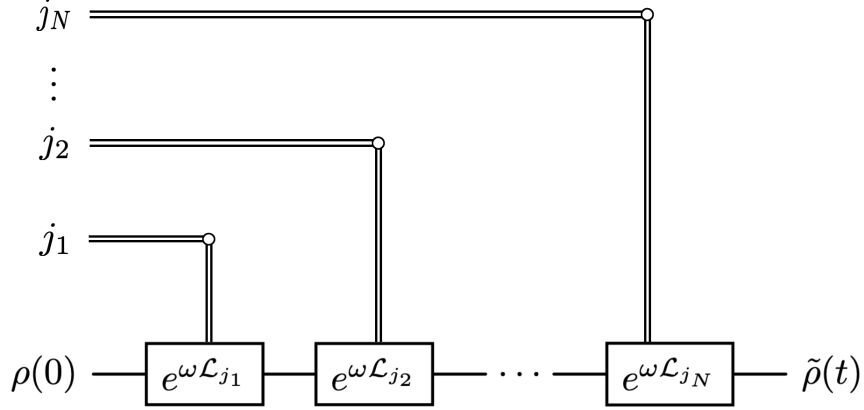


Figure 4: Quantum circuit depicting the implementation of the QDRIFT channel using CS. Here each j_k is sampled from the discrete distribution p_k as defined in equation (112)

samples from the distribution $p(j_l = k) = p_k$ for $k = 1, \dots, M$ and returns a value from the set $\{1, \dots, M\}$. To construct the circuit we iteratively use `SAMPLE()` to find a value j_l and append $\exp(\omega \mathcal{L}_{j_l})$ for $l = 1, \dots, N$ to the gate set G_{QD} . Once we have constructed the gate set, we apply it to the initial state $\rho(0)$, to approximate $\rho(t)$ to a precision $\epsilon = (t\Gamma\Omega)^2/N$. Algorithm 3 outlines the pseudocode for constructing the gate set G_{QD} to implement $(\mathcal{E}_\omega^{(QD)})^N$. Figure 4. shows the quantum circuit that implements the QDRIFT channel, we see here that each exponential depends on the outcome of sampling from the distribution p_k . Since the G_{QD} contains only exponentials the gate complexity just scales here with the number of elements in G_{QD} i.e. $O((t\Gamma\Omega)^2/\epsilon)$.

Algorithm 3

Input: A list of terms from the generator $\mathcal{L} = \sum_{k=1}^M \gamma_k \mathcal{L}_k$ i.e. $\{\mathcal{L}_1, \dots, \mathcal{L}_M\}$. A classical oracle function called SAMPLE() that returns a value j_l from the probability distribution $p(j_l = k) = p_k = \gamma_k/\Gamma$. A target precision ϵ and a simulation time $t \geq 0$.

Output: An ordered list G_{QD} comprising of the exponentials $\exp(\omega \mathcal{L}_k)$.

Require: Compute $\Omega := \max_k \|\mathcal{L}_k\|_\diamond$ using the semidefinite program [?] to compute the diamond norm $\|\cdot\|_\diamond$.

```
1:  $N \leftarrow \lceil (t\Gamma\Omega)^2/\epsilon \rceil$ 
2:  $\omega \leftarrow t\Gamma/N$ 
3:  $l \leftarrow 0$ 
4:  $G_{QD} = \{\}$ 
5: while  $l < N$  do
6:    $j_l \leftarrow \text{SAMPLE}()$ 
7:   Append  $\exp(\omega \mathcal{L}_{j_l})$  to  $G_{QD}$ 
8:    $l \leftarrow l + 1$ 
9: end while
10: return  $G_{QD}$ 
```

6.2 Quantum Circuit Implementation of $S_1^{(ran)}$ and QDRIFT via Quantum Forking

6.2.1 Quantum Circuit Implementation of $S_1^{(ran)}$ with QF

In this section, we present a method for implementing the randomised TS formula $S_1^{(ran)}(\tau)^N$ on a quantum computer without the need for classical sampling. We will make use of the quantum forking procedure [30] to construct a quantum circuit that directly implements $S_1^{(ran)}(\tau)$, which can be seen in Figure 5. The circuit makes use of controlled swap channels denoted by the usual circuit notation for the controlled-SWAP operation as seen in Figure 5. The controlled swap channel will only swap the states if the state that it is controlled on is in the state $|1\rangle\langle 1|$. We perform N repetitions of the circuit in Figure 5. to obtain $S_1^{(ran)}(\tau)^N$. The following lemma shall show how the circuit in Figure 5 implements $S_1^{(ran)}(\tau)$ using quantum forking.

Lemma 6. Given some small time step $\tau \geq 0$ and an initial state $\rho(0)$. The circuit in Figure 5 will implement the first order randomised TS product formula $S_1^{(ran)}(\tau)$.

Proof. We can show directly that the circuit in Figure 5 implements the first order randomised TS formula $S_1^{(ran)}$. Consider the initial state in the circuit,

$$\rho_{\text{prep}} \otimes \rho(0) \otimes \rho_\phi = \frac{1}{2} (|0\rangle\langle 0| \otimes \rho(0) \otimes \rho_\phi + |1\rangle\langle 1| \otimes \rho(0) \otimes \rho_\phi), \quad (132)$$

here the state ρ_ϕ is any state that is easy to prepare and does not have any effect on the outcome of our algorithm. Next, we apply the controlled swap channel which yields,

$$\frac{1}{2} (|0\rangle\langle 0| \otimes \rho(0) \otimes \rho_\phi + |1\rangle\langle 1| \otimes \rho_\phi \otimes \rho(0)). \quad (133)$$

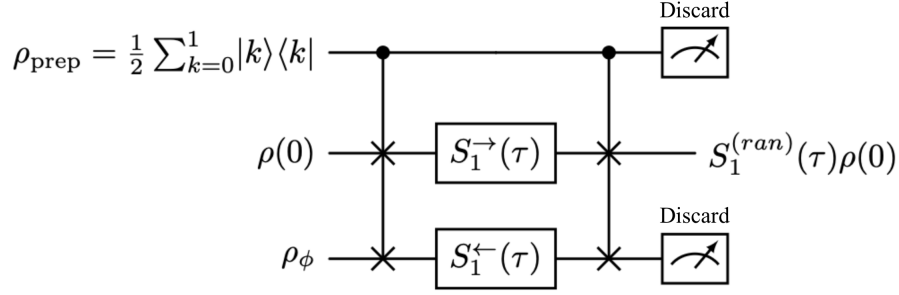


Figure 5: Quantum circuit for implementing $S_1^{(ran)}$ using QF. The state ρ_ϕ can be any arbitrary state that has the same dimensions as the state $\rho(0)$. The controlled-SWAP gates correspond to controlled-SWAP channels. The measurement operation with discard means that we should measure the register then discard the outcome which is equivalent to partially tracing out that register.

Then $S_1^{\rightarrow}(\tau)$ and $S_1^{\leftarrow}(\tau)$ are applied,

$$\frac{1}{2} (|0\rangle\langle 0| \otimes S_1^{\rightarrow}(\tau)\rho(0) \otimes S_1^{\leftarrow}(\tau)\rho_\phi + |1\rangle\langle 1| \otimes S_1^{\rightarrow}(\tau)\rho_\phi \otimes S_1^{\leftarrow}(\tau)\rho(0)), \quad (134)$$

then the second controlled swap channel is applied yielding,

$$\frac{1}{2} (|0\rangle\langle 0| \otimes S_1^{\rightarrow}(\tau)\rho(0) \otimes S_1^{\leftarrow}(\tau)\rho_\phi + |1\rangle\langle 1| \otimes S_1^{\leftarrow}(\tau)\rho(0) \otimes S_1^{\rightarrow}(\tau)\rho_\phi). \quad (135)$$

In Figure 5 the measurement with discard tells us to trace out those respective subsystems. So now we trace out the first and last subsystems, which gives us,

$$\frac{1}{2} (\text{tr}(|0\rangle\langle 0|) \otimes S_1^{\rightarrow}(\tau)\rho(0) \otimes \text{tr}(S_1^{\leftarrow}(\tau)\rho_\phi) + \text{tr}(|1\rangle\langle 1|) \otimes S_1^{\leftarrow}(\tau)\rho(0) \otimes \text{tr}(S_1^{\rightarrow}(\tau)\rho_\phi)). \quad (136)$$

Since $S_1^{\rightarrow}(\tau)\rho_\phi$ and $S_1^{\leftarrow}(\tau)\rho_\phi$ are valid states its trace will be one so we have,

$$\frac{1}{2} (S_1^{\rightarrow}(\tau)\rho(0) + S_1^{\leftarrow}(\tau)\rho(0)) = \frac{1}{2} (S_1^{\rightarrow}(\tau) + S_1^{\leftarrow}(\tau)) \rho(0) = S_1^{(ran)}(\tau)\rho(0), \quad (137)$$

which completes the proof. \square

Now that we understand how to implement $S_1^{(ran)}$ for a small time step using quantum forking, we need to show that if we repeat this circuit $N = \lceil (Mt\Lambda)^{3/2}/\sqrt{3\epsilon} \rceil$ times we will implement $S_1^{(ran)}(\tau)^N$. The circuit in Figure 6 illustrates how one can repeat the circuit in Figure 5. It relies on two important operations. The first important operation is the measurement operation with discard correspond to tracing out the respective register, and the second important operation is represented by the grey bar with a dotted line, this is called a barrier. It represents the process of resetting the register to a desired state after measuring and discarding the result. The following theorem will outline how the circuit in Figure 6 implements $S_1^{(ran)}(\tau)^N$.

Theorem 6. Given an initial state $\rho(0)$, some time $t \geq 0$, a precision $\epsilon > 0$ and $N = \lceil (Mt\Lambda)^{3/2}/\sqrt{3\epsilon} \rceil$. The circuit in Figure 6 implements the first order randomised TS product formula $S_1^{(ran)}(\tau)^N$ with an output state $\tilde{\rho}(t)$ which satisfies $d_{tr}(\rho(t), \tilde{\rho}(t)) \leq (Mt\Lambda)^3/6N^2$.

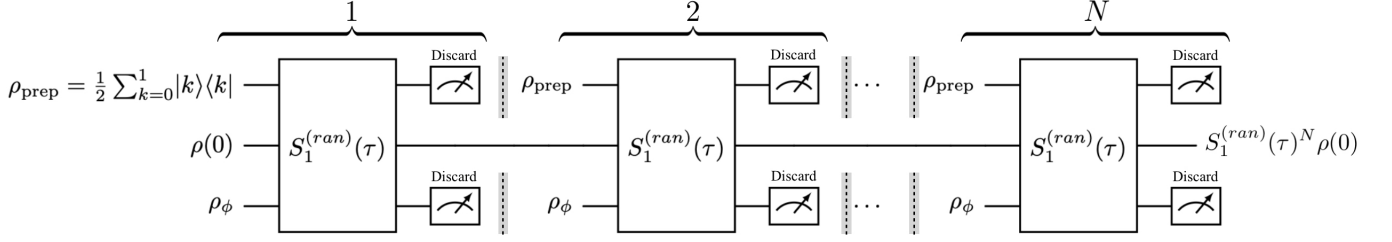


Figure 6: This circuit diagram represents the quantum quantum circuit needed to implement $S_1^{(ran)}(\tau)^N$ using QF. The grey bar with a dashed line through it represents the procedure of resetting the register to the corresponding state after measuring and discarding the result.

Proof. We begin by using Lemma 6, which tells us that after the first circuit block in Figure 6, the state of the system register is $S_1^{(ran)}(\tau)\rho(0)$ and after we measure, discard and reset the ancillary registers the full register is

$$\rho_{\text{prep}} \otimes S_1^{(ran)}(\tau)\rho(0) \otimes \rho_\phi. \quad (138)$$

Now using Lemma 5 again, but with the register above as the input and repeating the process of measuring, discarding and then resetting the ancillary registers we have

$$\rho_{\text{prep}} \otimes S_1^{(ran)}(\tau)^2\rho(0) \otimes \rho_\phi. \quad (139)$$

Repeating this process above $N - 2$ times we have that the final state of the system register is $S_1^{(ran)}(\tau)^N\rho(0)$, which is the desired output of the circuit. Now if we define $\tilde{\rho}(t) = S_1^{(ran)}(\tau)^N\rho(0)$ and make use of Theorem 3 we have

$$\begin{aligned} d_{tr}(\rho(t), \tilde{\rho}(t)) &= \frac{1}{2} \|\rho(t) - \tilde{\rho}(t)\|_1, \\ &= \frac{1}{2} \|T_t\rho(0) - S_1^{(ran)}(\tau)^N\rho(0)\|_1, \\ &\leq \frac{1}{2} \|T_t - S_1^{(ran)}(\tau)^N\|_\diamond, \\ &\leq \frac{(Mt\Lambda)^3}{6N^2}, \end{aligned} \quad (140)$$

which completes the proof. \square

We can now determine the gate complexity for the quantum circuit that implements $S_1^{(ran)}(t/N)^N$. Unlike the usual definition of gate complexity where one counts the number of elementary gates used from a universal set, we have chosen to count the number of simple quantum channels implemented in the circuit. For example in the circuit in Figure 5, the channel $S_1^{\rightarrow}(t/N)$ contains M exponentials and there are M exponentials in $S_1^{\leftarrow}(t/N)$. There are also two controlled-SWAP channels in the circuit which we will need to count as well. Therefore to implement $S_1^{(ran)}(t/N)$, we will require $2M + 2$ simple channels. If we need to repeat this circuit $N = \lceil (Mt\Lambda)^{3/2}/\sqrt{3\epsilon} \rceil$ times then in total we will need $(2M + 2)\lceil (Mt\Lambda)^{3/2}/\sqrt{3\epsilon} \rceil$ number of simple channels to implement $S_1^{(ran)}(t/N)^N$. If we define the gate complexity for the first order randomised TS product formula

as $g_1^{(ran)}$ then the gate complexity scales as

$$g_1^{(ran)} = O\left(\frac{(M+1)(Mt\Lambda)^{3/2}}{\sqrt{3\epsilon}}\right) = O\left(\frac{M^{5/2}(t\Lambda)^{3/2}}{\sqrt{3\epsilon}}\right). \quad (141)$$

We can observe that the scaling for gate complexity of the randomised first order TS product formula is the same as the scaling for the gate complexity of the second order deterministic formula $g_2^{(det)}$ in (28).

6.2.2 Inefficiency Of A Quantum Circuit Implementation Of $S_2^{(ran)}$ with QF

It may seem possible then to implement the second order randomised formula $S_2^{(ran)}$ in a similar way, all that may be required is to generalise the forking circuit as done in [30]. However, $S_2^{(ran)}$ is a convex sum over all possible permutations of a set of M numbers this means there are $M!$ terms in the convex sum. Using quantum forking would require $2(M!)$ controlled-SWAP gates leading to a gate complexity that scales with a factor of $M!$ which is extremely inefficient! This is why we do not construct a quantum circuit to implement $S_2^{(ran)}$ and implement it only via classical sampling.

6.2.3 Quantum Circuit Implementation of QDRIFT Channel with QF

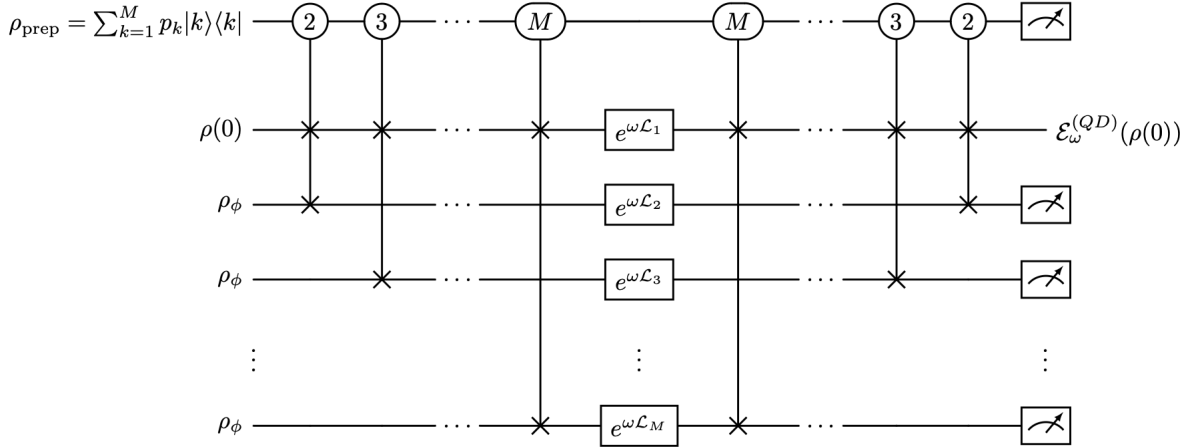


Figure 7: Quantum circuit for implementing $\mathcal{E}_\omega^{(QD)}$ using QF. The controlled-SWAP channels that have a number in the control tell us that we should only apply the SWAP operation when the control register is in that state and we should apply identity otherwise.

In this section we will outline how we can implement the QDRIFT channel $(\mathcal{E}_\omega^{(QD)})^N$. Since the QDRIFT channel is also a convex sum of quantum channels we will once again make use of quantum forking [30] to construct the circuit. We will also make use of the controlled-SWAP channels just as we did in the circuit for implementing $S_1^{(ran)}$.

Figure 7 presents the circuit designed to implement $\mathcal{E}_\omega^{(QD)}$ as demonstrated in Lemma 7. Repeating this circuit $N = \lceil (t\Gamma\Omega)^2/\epsilon \rceil$ times, as shown in Figure 8, yields the output state $\tilde{\rho}(t)$.

Lemma 7. Given $\omega \geq 0$ and an initial state $\rho(0)$. The circuit in Figure 7 implements the QDRIFT channel $\mathcal{E}_\omega^{(QD)}$.

Proof. We can show that the circuit in Figure 8 directly implements $\mathcal{E}_\omega^{(QD)}$. The initial state of all the registers in the circuit is

$$\rho_{\text{prep}} \otimes \rho(0) \otimes (\rho_\phi)^{\otimes M-1} = \sum_{k=1}^M p_k (|k\rangle\langle k| \otimes \rho(0) \otimes \rho_\phi \otimes \dots \otimes \rho_\phi), \quad (142)$$

where the states ρ_ϕ are once again just easy to prepare states that have no effect on the outcome of the circuit. The controlled-SWAP channels in Figure 8 are applied only when the ancillary register ρ_{prep} is in the state $|k\rangle\langle k|$. Applying all the controlled-SWAP channels produces the state

$$\begin{aligned} & p_1(|1\rangle\langle 1| \otimes \rho(0) \otimes \rho_\phi \otimes \dots \otimes \rho_\phi) + p_2(|2\rangle\langle 2| \otimes \rho_\phi \otimes \rho(0) \otimes \dots \otimes \rho_\phi) + \dots \\ & \dots + p_{M-1}(|M-1\rangle\langle M-1| \otimes \rho_\phi \otimes \dots \otimes \rho(0) \otimes \rho_\phi) + p_M(|M\rangle\langle M| \otimes \rho_\phi \otimes \rho_\phi \otimes \dots \otimes \rho(0)). \end{aligned} \quad (143)$$

Next, we apply the channels $\exp(\omega \mathcal{L}_k)$ to each register

$$\begin{aligned} & p_1(|1\rangle\langle 1| \otimes e^{\omega \mathcal{L}_1} \rho(0) \otimes e^{\omega \mathcal{L}_2} \rho_\phi \otimes \dots \otimes e^{\omega \mathcal{L}_M} \rho_\phi) + p_2(|2\rangle\langle 2| \otimes e^{\omega \mathcal{L}_1} \rho_\phi \otimes e^{\omega \mathcal{L}_2} \rho(0) \otimes \dots \otimes e^{\omega \mathcal{L}_M} \rho_\phi) + \dots \\ & \dots + p_M(|M\rangle\langle M| \otimes e^{\omega \mathcal{L}_1} \rho_\phi \otimes e^{\omega \mathcal{L}_2} \rho_\phi \otimes \dots \otimes e^{\omega \mathcal{L}_M} \rho(0)). \end{aligned} \quad (144)$$

Now, we apply the controlled-SWAP channels once more which produces the state

$$\begin{aligned} & p_1(|1\rangle\langle 1| \otimes e^{\omega \mathcal{L}_1} \rho(0) \otimes e^{\omega \mathcal{L}_2} \rho_\phi \otimes \dots \otimes e^{\omega \mathcal{L}_M} \rho_\phi) + p_2(|2\rangle\langle 2| \otimes e^{\omega \mathcal{L}_2} \rho(0) \otimes e^{\omega \mathcal{L}_1} \rho_\phi \otimes \dots \otimes e^{\omega \mathcal{L}_M} \rho_\phi) + \dots \\ & \dots + p_M(|M\rangle\langle M| \otimes e^{\omega \mathcal{L}_M} \rho(0) \otimes e^{\omega \mathcal{L}_2} \rho_\phi \otimes \dots \otimes e^{\omega \mathcal{L}_1} \rho_\phi). \end{aligned} \quad (145)$$

By tracing out the ancillary registers, we see that $\text{tr}(|k\rangle\langle k|) = \langle k|k\rangle = 1$. Then since $\text{tr}(\exp(\omega \mathcal{L}_k) \rho_\phi) = 1$ for any $k = 1, \dots, M$ we have the output state

$$\sum_{k=1}^M p_k e^{\omega \mathcal{L}_k} \rho(0) = \mathcal{E}_\omega^{(QD)}(\rho(0)), \quad (146)$$

which shows that the circuit implements the QDRIFT channel, completing the proof. \square

The following theorem outlines how we can implement the QDRIFT channel using the circuit in Figure 8 and it shows that the output of the circuit is bounded with respect to the trace distance to the final state $\rho(t)$.

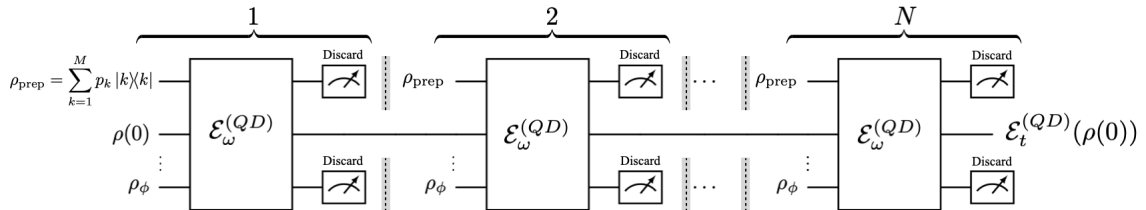


Figure 8: Quantum Circuit diagram showing how we can implement $(\mathcal{E}_\omega^{(QD)})^N$. The grey bars with dotted lines here tell us to reset the register to the initial state after measuring and discarding the outcome.

Theorem 7. Given an initial state $\rho(0)$, some time $t \geq 0$ and $N \in \mathbb{N}$. The circuit in Figure 8 implements the QDRIFT channel $(\mathcal{E}_\omega^{(QD)})^N$ with an output state $\tilde{\rho}(t)$ which satisfies $d_{tr}(\rho(t), \tilde{\rho}(t)) \leq (t\Gamma\Omega)^2/2N$.

Proof. We prove this theorem in a similar way to Theorem 6. Using Lemma 7 we observe that after a single application of the circuit in Figure 7 the output state after measuring, discarding and resetting all ancillary registers is,

$$\rho_{\text{prep}} \otimes \mathcal{E}_\omega^{(QD)}(\rho(0)) \otimes (\rho_\phi)^{\otimes(M-1)}. \quad (147)$$

Applying the circuit block in Figure 7 in the same manner $N = \lceil (t\Gamma\Omega)^2/\epsilon \rceil$ times yields the state,

$$\underbrace{(\mathcal{E}_\omega^{(QD)}) \dots (\mathcal{E}_\omega^{(QD)})}_{N\text{-times}}(\rho(0)) = (\mathcal{E}_\omega^{(QD)})^N(\rho(0)) = \tilde{\rho}(t). \quad (148)$$

Where we have defined the output state as $\tilde{\rho}(t)$, and making use of Theorem 7 we have that the trace distance between the state $\tilde{\rho}(t)$ and $\rho(t)$ is,

$$\begin{aligned} d_{tr}(\rho(t), \tilde{\rho}(t)) &= \frac{1}{2} \|\rho(t) - \tilde{\rho}(t)\|_1, \\ &= \frac{1}{2} \|T_t \rho(0) - (\mathcal{E}_\omega^{(QD)})^N(\rho(0))\|_1, \\ &\leq \frac{1}{2} \|T_t - (\mathcal{E}_\omega^{(QD)})^N\|_\diamond, \\ &\leq \frac{(t\Gamma\Omega)^2}{2N}. \end{aligned} \quad (149)$$

□

We are now able to find the gate complexity of the circuit that implements the QDRIFT channel. If we consider the circuit in Figure 7 we see that to implement $\mathcal{E}_\omega^{(QD)}$ we need $2(M-1)$ controlled-SWAP channels and we implement M simpler channels i.e. $\exp(\omega \mathcal{L}_k)$ for $k = 1, \dots, M$. This means that in total to implement $\mathcal{E}_\omega^{(QD)}$ we need $3M-2$ simple channels. Now if we implement $\mathcal{E}_\omega^{(QD)}$, $N = \lceil (t\Gamma\Omega)^2/\epsilon \rceil$ times then in total to implement $(\mathcal{E}_\omega^{(QD)})^N$ we need $(3M-2)\lceil (t\Gamma\Omega)^2/\epsilon \rceil$ simple channels. If we denote the gate complexity for the QDRIFT channel as $g^{(QD)}$, then the gate complexity scales as

$$g^{(QD)} = O\left((3M-2)\frac{(t\Gamma\Omega)^2}{\epsilon}\right) = O\left(\frac{M(t\Gamma\Omega)^2}{\epsilon}\right). \quad (150)$$

Here we see that the gate complexity for the circuit implementation of the QDRIFT channel depends only linearly on M ; This is better than the first order randomised formula. However we have a quadratic dependence on t , which is not as good as the first order randomised formula which has a dependence on $t^{3/2}$.

7 Comparison Of Gate Complexities

In this section we will discuss and compare the gate complexities, for all the simulation methods outline in this paper to the gate complexities of the deterministic TS product formulas. Table 1 summarises the gate complexities for each method.

Table 1: A summary of the gate complexities of the deterministic and randomised TS product formulas as well as the QDRIFT channel. We also show the complexities for both the CS and QF implementations.

Method Of Simulation	Gate Complexity
First Order TS Deterministic	$O((t\Lambda)^2 M^3 / \epsilon)$
Second Order TS Deterministic	$O((t\Lambda)^{3/2} M^{5/2} / \sqrt{3\epsilon})$
First Order TS Randomised (CS)	$O((t\Lambda)^{3/2} M^{5/2} / \sqrt{3\epsilon})$
Second Order TS Randomised (CS)	$O((t\Lambda)^{3/2} M^2 / \sqrt{\epsilon})$
QDRIFT (CS)	$O((t\Gamma\Omega)^2 / \epsilon)$
First Order TS Randomised (QF)	$O((t\Lambda)^{3/2} M^{5/2} / \sqrt{3\epsilon})$
QDRIFT (QF)	$O((t\Gamma\Omega)^2 M / \epsilon)$

As mentioned earlier, the goal in using randomisation to simulate Markovian OQS is to achieve faster simulation, by improving the gate complexity dependence on the number of terms in the generator \mathcal{L} , denoted by M . In Table 1 we see that the randomised formulas (both CS and QF) and the QDRIFT channel all improve on the gate complexities dependence on M when compared to the deterministic TS product formulas. The first order randomised TS formula (CS) scales the same as the second order deterministic formula. This is an improvement over the first order deterministic TS formula as we see an improvement in the scaling of the gate complexity with respect to the number of terms in the generator M , as it now scales as $M^{5/2}$ instead of M^3 . We also observe that we achieve the same scaling when implementing the first order randomised formula with quantum forking. This means that there is no additional cost to performing the sampling directly on the quantum computer. The second order randomised TS (CS) gives us a quadratic dependence on M which is much better than both the deterministic TS product formulas and even the first order randomised TS formula. However, as discussed in section 6.2.2 we cannot use QF to implement $S_2^{(ran)}$ due to the fact that we will require $2(M!)$ controlled-SWAP channels which implies that the gate complexity will depend on $M!$ which is very inefficient. For the QDRIFT channel (CS), we observe that there is no dependence on M in the gate complexity. This makes this method ideal for systems with a large number of terms M . For example, two and three dimensional Jaynes-Cummings models with neighbour-neighbour interactions [27] and two dimensional Heisenberg models with boundary driving and local dissipation [35]. One may argue however that the M dependence is hidden in the factor Γ , however for most systems we will compute Γ classically before we construct the gate set G_{QD} . Therefore, this would not add a factor of M to the gate complexity. For the implementation of the QDRIFT channel with QF we see that we require $2(M-1)$ controlled-SWAP channels which means that the gate complexity will now scale linearly with M which is still better than all other TS product formulas (deterministic and randomised). However, while this scaling with M is better than other methods, the quadratic scaling in t is what makes this method only applicable for short simulation times, for longer simulation times, a randomised product formula will perform better.

8 Conclusion

We have shown that we can achieve faster simulation of Markovian OQS using randomisation. We have constructed randomised TS product formulas for simulating the dynamics of OQS. We have also proven directly that these formulas approximate the ideal evolution T_t . We were able to prove all the results without using the Campbell and Hastings mixing Lemma [28, 29], which is vital to proving these results in the Hamiltonian simulation setting but not applicable to OQS simulation. With the first order randomised TS product formula, we achieve an improved precision, that is now quadratic in t , and we also have an improved gate complexity that scales the same as the second order deterministic TS product formula, where it scales with $M^{5/2}$. For this formula we have provided two methods for implementing on a quantum computer. The first relies on CS and the second relies on QF, in both scenarios the gate complexities scale more efficiently in M than the first order deterministic product formula. The second order randomised TS product formula has a much better scaling with respect to M with the gate complexity depending quadratically on M . For the second order randomised TS product formula, we can only efficiently implement this using CS. This is because the gate complexity of a circuit that will implement $S_2^{(ran)}$ will depend on $M!$. This work also proves that one can use the QDRIFT protocol [9] to simulate Markovian OQS. We see that for the quantum circuit implementation using CS, the gate complexity does not depend on M making this method ideal for systems with many terms in the generator. However, the quadratic dependence on t means that this method is only viable for short simulation times. We have also shown that we can use QF to construct a quantum circuit that directly implements the QDRIFT channel on a quantum computer. For the QF implementation of QDRIFT, we see that the gate complexity scales linearly with M which is still much better than all the product formula methods.

An open problem that can be addressed in future is to find optimal convex mixtures of second order TS product formulas that can improve precision and or achieve better scaling of the gate complexity in terms of M . A second open problem will be to see if one can apply these results to the simulation of quantum channels that describe non-Markovian dynamics of an OQS [36, 37, 38].

9 Acknowledgments

We would like to thank Ms. S. M. Pillay for her helpful discussions and assistance in proofreading the manuscript. This work is based upon research supported by the National Research Foundation of the Republic of South Africa. Support from the NICIS (National Integrated Cyber Infrastructure System) e-research grant QICSA is kindly acknowledged. Francesco Petruccione the Chair of the Scientific Board and Co-Founder of QUNOVA computing. The authors declare no other competing interests.

References

- [1] R. P. Feynman, “Simulating physics with computers,” *Int. J. Theor. Phys.*, vol. 21, no. 6/7, 1982.
- [2] Y. Manin, “Computable and uncomputable,” *Sovetskoye Radio, Moscow*, vol. 128, 1980.
- [3] S. Lloyd, “Universal quantum simulators,” *Science*, vol. 273, no. 5278, pp. 1073–1078, 1996.

- [4] D. W. Berry, G. Ahokas, R. Cleve, and B. C. Sanders, “Efficient quantum algorithms for simulating sparse hamiltonians,” *Communications in Mathematical Physics*, vol. 270, pp. 359–371, 2007.
- [5] M. Suzuki, “Fractal decomposition of exponential operators with applications to many-body theories and monte carlo simulations,” *Physics Letters A*, vol. 146, no. 6, pp. 319–323, 1990.
- [6] Suzuki, “General theory of fractal path integrals with applications to many-body theories and statistical physics,” *Journal of Mathematical Physics*, vol. 32, no. 2, pp. 400–407, 1991.
- [7] A. M. Childs, D. Maslov, Y. Nam, N. J. Ross, and Y. Su, “Toward the first quantum simulation with quantum speedup,” *Proceedings of the National Academy of Sciences*, vol. 115, no. 38, pp. 9456–9461, 2018.
- [8] A. M. Childs, Y. Su, M. C. Tran, N. Wiebe, and S. Zhu, “Theory of trotter error with commutator scaling,” *Physical Review X*, vol. 11, no. 1, p. 011020, 2021.
- [9] E. Campbell, “Random compiler for fast hamiltonian simulation,” *Physical Review Letters*, vol. 123, no. 7, p. 070503, 2019.
- [10] A. M. Childs and N. Wiebe, “Hamiltonian simulation using linear combinations of unitary operations,” *Quantum Information & Computation*, vol. 12, no. 11-12, pp. 901–924, 2012.
- [11] A. M. Childs, A. Ostrander, and Y. Su, “Faster quantum simulation by randomization,” *Quantum*, vol. 3, p. 182, 2019.
- [12] A. M. Childs and Y. Su, “Nearly optimal lattice simulation by product formulas,” *Physical review letters*, vol. 123, no. 5, p. 050503, 2019.
- [13] M. Hagan and N. Wiebe, “Composite quantum simulations,” *Quantum*, vol. 7, p. 1181, 2023.
- [14] M. Kieferová, A. Scherer, and D. W. Berry, “Simulating the dynamics of time-dependent hamiltonians with a truncated dyson series,” *Physical Review A*, vol. 99, no. 4, p. 042314, 2019.
- [15] G. H. Low and I. L. Chuang, “Optimal hamiltonian simulation by quantum signal processing,” *Physical review letters*, vol. 118, no. 1, p. 010501, 2017.
- [16] G. H. Low and I. L. Chuang, “Hamiltonian simulation by qubitization,” *Quantum*, vol. 3, p. 163, 2019.
- [17] D. W. Berry, A. M. Childs, Y. Su, X. Wang, and N. Wiebe, “Time-dependent hamiltonian simulation with l^1 -norm scaling,” *Quantum*, vol. 4, p. 254, 2020.
- [18] D. W. Berry, A. M. Childs, R. Cleve, R. Kothari, and R. D. Somma, “Simulating hamiltonian dynamics with a truncated taylor series,” *Physical Review Letters*, vol. 114, no. 9, p. 090502, 2015.
- [19] H.-P. Breuer and F. Petruccione, *The theory of open quantum systems*. OUP Oxford, 2002.
- [20] V. Gorini, A. Kossakowski, and E. C. G. Sudarshan, “Completely positive dynamical semi-groups of n-level systems,” *Journal of Mathematical Physics*, vol. 17, no. 5, pp. 821–825, 1976.

- [21] G. Lindblad, “On the generators of quantum dynamical semigroups,” *Communications in Mathematical Physics*, vol. 48, pp. 119–130, 1976.
- [22] R. Sweke, I. Sinayskiy, D. Bernard, and F. Petruccione, “Universal simulation of markovian open quantum systems,” *Physical Review A*, vol. 91, no. 6, p. 062308, 2015.
- [23] X. Li and C. Wang, “Simulating markovian open quantum systems using higher-order series expansion,” *arXiv preprint arXiv:2212.02051*, 2022.
- [24] N. Suri, J. Barreto, S. Hadfield, N. Wiebe, F. Wudarski, and J. Marshall, “Two-unitary decomposition algorithm and open quantum system simulation,” *Quantum*, vol. 7, p. 1002, 2023.
- [25] A. M. Childs and T. Li, “Efficient simulation of sparse markovian quantum dynamics,” *arXiv preprint arXiv:1611.05543*, 2016.
- [26] R. Cleve and C. Wang, “Efficient quantum algorithms for simulating lindblad evolution,” *arXiv preprint arXiv:1612.09512*, 2016.
- [27] R. Peña, F. Torres, and G. Romero, “Dynamical dimerization phase in jaynes–cummings lattices,” *New Journal of Physics*, vol. 22, no. 3, p. 033034, 2020.
- [28] E. Campbell, “Shorter gate sequences for quantum computing by mixing unitaries,” *Physical Review A*, vol. 95, no. 4, p. 042306, 2017.
- [29] M. B. Hastings, “Turning gate synthesis errors into incoherent errors,” *arXiv preprint arXiv:1612.01011*, 2016.
- [30] D. K. Park, I. Sinayskiy, M. Fingerhuth, F. Petruccione, and J.-K. K. Rhee, “Parallel quantum trajectories via forking for sampling without redundancy,” *New Journal of Physics*, vol. 21, no. 8, p. 083024, 2019.
- [31] J. Watrous, “Semidefinite programs for completely bounded norms,” *arXiv preprint arXiv:0901.4709*, 2009.
- [32] J. Watrous, “Notes on super-operator norms induced by schatten norms,” *arXiv preprint quant-ph/0411077*, 2004.
- [33] W. F. Stinespring, “Positive functions on c^* -algebras,” *Proceedings of the American Mathematical Society*, vol. 6, no. 2, pp. 211–216, 1955.
- [34] M. M. Wolf, “Quantum channels and operations-guided tour,” 2012.
- [35] M. Žnidarič, “Large-deviation statistics of a diffusive quantum spin chain and the additivity principle,” *Physical Review E*, vol. 89, no. 4, p. 042140, 2014.
- [36] D. Tamascelli, A. Smirne, S. F. Huelga, and M. B. Plenio, “Nonperturbative treatment of non-markovian dynamics of open quantum systems,” *Physical review letters*, vol. 120, no. 3, p. 030402, 2018.
- [37] R. Sweke, M. Sanz, I. Sinayskiy, F. Petruccione, and E. Solano, “Digital quantum simulation of many-body non-markovian dynamics,” *Physical Review A*, vol. 94, no. 2, p. 022317, 2016.

- [38] P. L. Walters and F. Wang, “Path integral quantum algorithm for simulating non-markovian quantum dynamics in open quantum systems,” *Physical Review Research*, vol. 6, no. 1, p. 013135, 2024.

A Proofs Of Theorems and Lemmas In Section 2

Proof. (**Lemma 1**) We prove this by induction. For $N = 0$ and $N = 1$, the equality in equation (16) holds and to show this would be trivial. So for the base case in our inductive proof, we choose $N = 2$:

$$\begin{aligned}
\|T^2 - V^2\|_\diamond &= \|T^2 - TV + TV - V^2\|_\diamond \\
&= \|T(T - V) + (T - V)V\|_\diamond \\
&\leq \|T(T - V)\|_\diamond + \|(T - V)V\|_\diamond \\
&= \|T\|_\diamond \|T - V\|_\diamond + \|T - V\|_\diamond \|V\|_\diamond.
\end{aligned} \tag{A.1}$$

For any quantum channel T , by definition $\|T\|_\diamond = 1$. This allows us to write

$$\|T^2 - V^2\|_\diamond \leq \|T - V\|_\diamond + \|T - V\|_\diamond = 2\|T - V\|_\diamond. \tag{A.2}$$

Hence, we have verified that the inequality in equation (16) holds for $N = 2$. We now assume that it holds for $N = m$ and show that it is true for $N = m + 1$:

$$\begin{aligned}
\|T^{m+1} - V^{m+1}\|_\diamond &= \|T^{m+1} - TV^m + TV^m - V^{m+1}\|_\diamond \\
&= \|T(T^m - V^m) + (T - V)V^m\|_\diamond \\
&\leq \|T\|_\diamond \|T^m - V^m\|_\diamond + \|T - V\|_\diamond \|V^m\|_\diamond \\
&\leq m\|T - V\|_\diamond + \|T - V\|_\diamond \|V\|_\diamond^m \\
&\leq (m + 1)\|T - V\|_\diamond.
\end{aligned} \tag{A.3}$$

$$\leq (m + 1)\|T - V\|_\diamond. \tag{A.4}$$

Therefore by induction the inequality in (16) holds true for all integers $N \geq 0$. \square

Proof. (of Theorem 1.) To begin the proof, we define the parameter $\tau = t/N$ to be a small time step, and we recognise that

$$\left\|T_t - S_1^{(det)}(t/N)^N\right\|_\diamond = \left\|T_{t/N}^N - S_1^{(det)}(t/N)^N\right\|_\diamond, \tag{A.5}$$

$$= \left\|T_\tau^N - S_1^{(det)}(\tau)^N\right\|_\diamond, \tag{A.6}$$

$$\leq N \left\|T_\tau - S_1^{(det)}(\tau)\right\|_\diamond, \tag{A.7}$$

where the last inequality was obtained using Lemma 1. The inequality above tells us that we need to find a bound on the distance between T_τ and $S_1^{(det)}(\tau)$. This is done by Taylor expanding both T_τ and $S_1^{(det)}(\tau)$ and looking at the remainder terms of their difference:

$$T_\tau - S_1^{(det)}(\tau) = \sum_{l=2}^{\infty} R_l(\tau) - W_l(\tau), \tag{A.8}$$

$$\tag{A.9}$$

where $R_l(\tau)$ is the l -th order remainder term of the Taylor expansion of T_τ and $W_l(\tau)$ is the l -th order remainder term of the Taylor expansion of $S_1^{(det)}(\tau)$. Since $S_1^{(det)}(\tau)$ is first order it cancels with the first order terms in the Taylor expansion of T_τ . Hence the remainder terms start from second order. Using equation (A.8), we find

$$\left\| T_\tau - S_1^{(det)}(\tau) \right\|_\diamond = \left\| \sum_{l=2}^{\infty} R_l(\tau) - W_l(\tau) \right\|_\diamond, \quad (\text{A.10})$$

$$\leq \sum_{l=2}^{\infty} \|R_l(\tau)\|_\diamond + \|W_l(\tau)\|_\diamond. \quad (\text{A.11})$$

To bound the term $R_l(\tau)$, we observe that it has the following expression:

$$R_l(\tau) = \frac{\tau^l \mathcal{L}^l}{l!}, \quad (\text{A.12})$$

which allows us to write

$$\|R_l(\tau)\|_\diamond = \left\| \frac{\tau^l \mathcal{L}^l}{l!} \right\|_\diamond, \quad (\text{A.13})$$

$$\leq \frac{\tau^l}{l!} \|\mathcal{L}\|_\diamond^l, \quad (\text{A.14})$$

where we have used the submultiplicativity of the diamond norm in the last line. To complete this bound we must bound the generator \mathcal{L}

$$\|\mathcal{L}\|_\diamond = \left\| \sum_{k=1}^M \hat{\mathcal{L}}_k \right\|_\diamond \leq \sum_{k=1}^M \|\hat{\mathcal{L}}_k\|_\diamond \leq M\Lambda. \quad (\text{A.15})$$

This allows us to complete the bound on $R_l(\tau)$ as

$$\|R_l(\tau)\|_\diamond \leq \frac{\tau^l M^l \Lambda^l}{l!}. \quad (\text{A.16})$$

To bound the term $W_l(\tau)$ we need to find the general expression for the Taylor expansion of $S_1^{(det)}(\tau)$. Taylor expanding each exponential in equation (20) leads to

$$S_1^{(det)}(\tau) = \sum_{j_1, \dots, j_M=0}^{\infty} \frac{\tau^{j_1+\dots+j_M}}{j_1! \dots j_M!} \hat{\mathcal{L}}_1^{j_1} \hat{\mathcal{L}}_2^{j_2} \dots \hat{\mathcal{L}}_M^{j_M}. \quad (\text{A.17})$$

The M infinite sums can be written as one infinite sum and M finite sums as

$$\sum_{l=0}^{\infty} \sum_{\substack{j_1, \dots, j_M=0; \\ \sum_{\mu} j_{\mu}=l}}^l \frac{\tau^{j_1+\dots+j_M}}{j_1! \dots j_M!} \hat{\mathcal{L}}_1^{j_1} \hat{\mathcal{L}}_2^{j_2} \dots \hat{\mathcal{L}}_M^{j_M}. \quad (\text{A.18})$$

The remainder term $W_l(\tau)$ is given by

$$W_l(\tau) = \sum_{\substack{j_1, \dots, j_M=0; \\ \sum_{\mu} j_{\mu}=l}}^l \frac{\tau^{j_1+\dots+j_M}}{j_1! \dots j_M!} \hat{\mathcal{L}}_1^{j_1} \hat{\mathcal{L}}_2^{j_2} \dots \hat{\mathcal{L}}_M^{j_M}. \quad (\text{A.19})$$

$W_l(\tau)$ can then be bounded as

$$\|W_l(\tau)\|_\diamond \leq \sum_{\substack{j_1, \dots, j_M=0; \\ \sum_\mu j_\mu=l}}^l \frac{\tau^{j_1+\dots+j_M}}{j_1! \dots j_M!} \|\hat{\mathcal{L}}_1\|_\diamond^{j_1} \|\hat{\mathcal{L}}_2\|_\diamond^{j_2} \dots \|\hat{\mathcal{L}}_M\|_\diamond^{j_M}, \quad (\text{A.20})$$

$$\leq \sum_{\substack{j_1, \dots, j_M=0; \\ \sum_\mu j_\mu=l}}^l \frac{\tau^{j_1+\dots+j_M}}{j_1! \dots j_M!} \Lambda^{j_1+\dots+j_M}, \quad (\text{A.21})$$

where the last inequality is obtained by the fact that $\|\hat{\mathcal{L}}_k\|_\diamond \leq \Lambda$ for all $k = 1, \dots, M$. To complete the bound we must compute the restricted sum in equation (A.21). We make use of Lemma B.1 found in Appendix B to do this which leads to,

$$\|W_l(\tau)\|_\diamond \leq \frac{\tau^l M^l \Lambda^l}{l!}. \quad (\text{A.22})$$

Using equations (A.16) and (A.22), we can bound the distance

$$\left\|T_\tau - S_1^{(det)}(\tau)\right\|_\diamond \leq \sum_{l=2}^{\infty} \|R_l(\tau)\|_\diamond + \|W_l(\tau)\|_\diamond, \quad (\text{A.23})$$

$$\leq \sum_{l=2}^{\infty} \frac{\tau^l M^l \Lambda^l}{l!} + \frac{\tau^l M^l \Lambda^l}{l!}, \quad (\text{A.24})$$

$$= 2 \sum_{l=2}^{\infty} \frac{\tau^l M^l \Lambda^l}{l!}. \quad (\text{A.25})$$

Making use of Lemma F.2 from the supplementary information of [7], which states that for some $y \geq 0 \in \mathbb{R}$ and $k \in \mathbb{N}$,

$$\sum_{n=k}^{\infty} \frac{y^n}{n!} \leq \frac{y^k}{k!} \exp(y), \quad (\text{A.26})$$

we can bound the sum in equation (A.25) as

$$\left\|T_\tau - S_1^{(det)}(\tau)\right\|_\diamond \leq \frac{2\tau^2 \Lambda^2 M^2}{2} \exp(\tau \Lambda M), \quad (\text{A.27})$$

$$= \frac{t^2 \Lambda^2 M^2}{N^2} \exp\left(\frac{t \Lambda M}{N}\right), \quad (\text{A.28})$$

where we have replaced τ by t/N . Noting that $\exp(t \Lambda M/N) \approx 1$ for large enough N , we can write

$$\left\|T_\tau - S_1^{(det)}(\tau)\right\|_\diamond \leq \frac{t^2 \Lambda^2 M^2}{N^2}. \quad (\text{A.29})$$

Substituting equation (A.29) into equation (A.7), we get the desired result

$$\left\|T_t - S_1^{(det)}(t/N)^N\right\|_\diamond \leq N \frac{t^2 \Lambda^2 M^2}{N^2} = \frac{t^2 \Lambda^2 M^2}{N}. \quad (\text{A.30})$$

□

Proof. (proof of Theorem 2.) Theorem 2 is proved in a similar manner to Theorem 1. Start by defining $\tau = t/N$ and applying Lemma 1. to equation (24),

$$\left\| T_t - S_2^{(det)}(\tau)^N \right\|_{\diamond} \leq N \left\| T_{\tau} - S_2^{(det)}(\tau) \right\|_{\diamond}. \quad (\text{A.31})$$

The distance $\left\| T_{\tau} - S_2^{(det)}(\tau) \right\|_{\diamond}$ is bounded by considering the remainder terms in the Taylor expansions of the difference $T_{\tau} - S_2^{(det)}(\tau)$. Similarly to the proof of theorem 1 we let $R_l(\tau)$ and $W_l(\tau)$ be the l -th order remainder terms of the Taylor expansions of T_{τ} and $S_2^{(det)}(\tau)$ respectively. This leads to

$$T_{\tau} - S_2^{(det)}(\tau) = \sum_{l=3}^{\infty} R_l(\tau) - W_l(\tau). \quad (\text{A.32})$$

Here, the index l starts from 3 since $S_2^{(det)}(\tau)$ is second order accurate. This is what it means for $S_2^{(det)}(\tau)$ to be a second order product formula. Using the subadditivity of the diamond norm, we obtain

$$\left\| T_{\tau} - S_2^{(det)}(\tau) \right\|_{\diamond} \leq \sum_{l=3}^{\infty} \|R_l(\tau)\|_{\diamond} + \|W_l(\tau)\|_{\diamond}. \quad (\text{A.33})$$

The term $R_l(\tau)$ has the same form in equation (A.12) and so has the same bound in equation (A.16). To find the bound on $\|W_l(\tau)\|_{\diamond}$ we need to find a general expression for the Taylor expansion of $S_2^{(det)}(\tau)$. This is found to be

$$S_2^{(det)}(\tau) = \sum_{\substack{j_1, \dots, j_M=0 \\ k_1, \dots, k_M=0}}^{\infty} \frac{(\tau/2)^{j_1 + \dots + j_M + k_1 + \dots + k_M}}{j_1! \dots j_M! k_1! \dots k_M!} \prod_{q=1}^M \hat{\mathcal{L}}_q^{j_q} \prod_{p=M}^1 \hat{\mathcal{L}}_p^{k_p}. \quad (\text{A.34})$$

This can be rewritten to only contain one infinite sum as

$$S_2^{(det)}(\tau) = \sum_{l=0}^{\infty} \sum_{\substack{j_1, \dots, j_M=0 \\ k_1, \dots, k_M=0 \\ \sum_{\mu} j_{\mu} + \sum_{\nu} k_{\nu} = l}}^l \frac{(\tau/2)^{\sum_{\mu} j_{\mu} + \sum_{\nu} k_{\nu}}}{j_1! \dots j_M! k_1! \dots k_M!} \prod_{q=1}^M \hat{\mathcal{L}}_q^{j_q} \prod_{p=M}^1 \hat{\mathcal{L}}_p^{k_p}. \quad (\text{A.35})$$

This allows us to write the remainder term as

$$W_l(\tau) = \sum_{\substack{j_1, \dots, j_M=0 \\ k_1, \dots, k_M=0 \\ \sum_{\mu} j_{\mu} + \sum_{\nu} k_{\nu} = l}}^l \frac{(\tau/2)^{\sum_{\mu} j_{\mu} + \sum_{\nu} k_{\nu}}}{j_1! \dots j_M! k_1! \dots k_M!} \prod_{q=1}^M \hat{\mathcal{L}}_q^{j_q} \prod_{p=M}^1 \hat{\mathcal{L}}_p^{k_p}. \quad (\text{A.36})$$

Then subadditivity of the diamond norm leads to the bound

$$\|W_l(\tau)\|_{\diamond} \leq \sum_{\substack{j_1, \dots, j_M=0 \\ k_1, \dots, k_M=0 \\ \sum_{\mu} j_{\mu} + \sum_{\nu} k_{\nu} = l}}^l \frac{(\tau/2)^{\sum_{\mu} j_{\mu} + \sum_{\nu} k_{\nu}}}{j_1! \dots j_M! k_1! \dots k_M!} \left\| \prod_{q=1}^M \hat{\mathcal{L}}_q^{j_q} \prod_{p=M}^1 \hat{\mathcal{L}}_p^{k_p} \right\|_{\diamond}. \quad (\text{A.37})$$

We now need to bound the diamond norm of the product of the summands $\hat{\mathcal{L}}_k$ in equation (A.37). This is done using submultiplicativity of the diamond norm as

$$\left\| \prod_{q=1}^M \hat{\mathcal{L}}_q^{j_q} \prod_{p=M}^1 \hat{\mathcal{L}}_p^{k_p} \right\|_{\diamond} \leq \prod_{q=1}^M \left\| \hat{\mathcal{L}}_q^{j_q} \right\|_{\diamond} \prod_{p=M}^1 \left\| \hat{\mathcal{L}}_p^{k_p} \right\|_{\diamond}, \quad (\text{A.38})$$

$$\leq \prod_{q=1}^M \left\| \hat{\mathcal{L}}_q \right\|_{\diamond}^{j_q} \prod_{p=M}^1 \left\| \hat{\mathcal{L}}_p \right\|_{\diamond}^{k_p}, \quad (\text{A.39})$$

$$\leq \Lambda^{j_1 + \dots + j_M + k_1 + \dots + k_M}, \quad (\text{A.40})$$

where the last inequality is obtained using the fact that $\left\| \hat{\mathcal{L}}_k \right\|_{\diamond} \leq \Lambda$ for all k . Using the inequality (A.40) with equation (A.37) yields

$$\|W_l(\tau)\|_{\diamond} \leq \sum_{\substack{j_1, \dots, j_M=0 \\ k_1, \dots, k_M=0 \\ \sum_{\mu} j_{\mu} + \sum_{\nu} k_{\nu} = l}}^l \frac{(\tau/2)^{\sum_{\mu} j_{\mu} + \sum_{\nu} k_{\nu}}}{j_1! \dots j_M! k_1! \dots k_M!} \Lambda^{\sum_{\mu} j_{\mu} + \sum_{\nu} k_{\nu}}. \quad (\text{A.41})$$

We can compute this restricted sum by using Lemma B.1. with the following replacements: $x \rightarrow \tau\Lambda/2$, $p \rightarrow l$ and $M \rightarrow 2M$. This leads to

$$\|W_l(\tau)\|_{\diamond} \leq \frac{2^l M^l \tau^l \Lambda^l}{2^l l!} = \frac{M^l \tau^l \Lambda^l}{l!}. \quad (\text{A.42})$$

Now using equations (A.16) and (A.42), we can bound the norm as

$$\left\| T_{\tau} - S_2^{(det)}(\tau) \right\|_{\diamond} \leq \sum_{l=3}^{\infty} \|R_l(\tau)\|_{\diamond} + \|W_l(\tau)\|_{\diamond} \quad (\text{A.43})$$

$$\leq \sum_{l=3}^{\infty} \frac{M^l \tau^l \Lambda^l}{l!} + \frac{M^l \tau^l \Lambda^l}{l!} \quad (\text{A.44})$$

$$= 2 \sum_{l=3}^{\infty} \frac{M^l \tau^l \Lambda^l}{l!}. \quad (\text{A.45})$$

Using equation (A.26), we can write the bound above as

$$\left\| T_{\tau} - S_2^{(det)}(\tau) \right\|_{\diamond} \leq 2 \frac{M^3 \tau^3 \Lambda^3}{3!} \exp(M\tau\Lambda) \quad (\text{A.46})$$

$$= \frac{M^3 t^3 \Lambda^3}{3N^3} \exp\left(\frac{Mt\Lambda}{N}\right). \quad (\text{A.47})$$

For large enough N , using $\exp(Mt\Lambda/N) \approx 1$ yields

$$\left\| T_{\tau} - S_2^{(det)}(\tau) \right\|_{\diamond} \leq \frac{M^3 t^3 \Lambda^3}{3N^3}. \quad (\text{A.48})$$

Now using equations (A.48) and (A.31) we can bound the norm as

$$\left\| T_t - S_2^{(det)}\left(\frac{t}{N}\right)^N \right\|_{\diamond} \leq N \frac{M^3 t^3 \Lambda^3}{3N^3} = \frac{M^3 t^3 \Lambda^3}{3N^2}. \quad (\text{A.49})$$

Then letting $\epsilon \geq 0$ and

$$\epsilon \geq \frac{M^3 t^3 \Lambda^3}{3N^2} \quad (\text{A.50})$$

then we have that

$$\left\| T_t - S_2^{(det)} \left(\frac{t}{N} \right)^N \right\|_{\diamond} \leq \epsilon. \quad (\text{A.51})$$

Given the bound on the precision ϵ , we can find a bound on N as

$$N \geq \frac{M^{3/2} t^{3/2} \Lambda^{3/2}}{(3\epsilon)^{1/2}}, \quad (\text{A.52})$$

completing the proof. \square

B Results For Computing Restricted Sums

The following result allows us to compute restricted sums.

Lemma B.1. Given some $p, M \in \mathbb{N}$ and some $x \in \mathbb{R}$,

$$\sum_{\substack{j_1, \dots, j_M=0; \\ \sum_{\mu} j_{\mu}=p}}^p \frac{x^{j_1+\dots+j_M}}{j_1! \dots j_M!} = \frac{M^p x^p}{p!}. \quad (\text{B.1})$$

Proof. Consider the exponential function $\exp(x)$ for some real number x ,

$$e^{Mx} = \underbrace{e^x e^x \dots e^x}_{M \text{ - times}}. \quad (\text{B.2})$$

By Taylor expanding each exponential on the left hand side of equation (A.22), we get

$$\underbrace{e^x e^x \dots e^x}_{M \text{ - times}} = \sum_{j_1, \dots, j_M=0}^{\infty} \frac{x^{j_1+\dots+j_M}}{j_1! \dots j_M!}, \quad (\text{B.3})$$

$$= \sum_{p=0}^{\infty} \sum_{\substack{j_1, \dots, j_M=0; \\ \sum_{\mu} j_{\mu}=p}}^p \frac{x^{j_1+\dots+j_M}}{j_1! \dots j_M!}. \quad (\text{B.4})$$

But, $\exp(x)^M = \exp(Mx)$ has the following Taylor expansion

$$\exp(Mx) = \sum_{p=0}^{\infty} \frac{M^p x^p}{p!}. \quad (\text{B.5})$$

Equating equations (B.4) and (B.5) and comparing terms leads us to the desired result

$$\sum_{\substack{j_1, \dots, j_M=0; \\ \sum_{\mu} j_{\mu}=p}}^p \frac{x^{j_1+\dots+j_M}}{j_1! \dots j_M!} = \frac{M^p x^p}{p!}. \quad (\text{B.6})$$

\square