

Exploring Robustness of Visual State Space model against Backdoor Attacks

Cheng-Yi Lee¹, Cheng-Chang Tsai¹, Chia-Mu Yu², Chun-Shien Lu¹,

¹Academia Sinica

²National Yang Ming Chiao Tung University

{chris.lee, cctsai, lcs}@iis.sinica.edu.tw, chiamuyu@gmail.com

Abstract

Visual State Space Model (VSS) has demonstrated remarkable performance in various computer vision tasks. However, in the process of development, backdoor attacks have brought severe challenges to security. Such attacks cause an infected model to predict target labels when a specific trigger is activated, while the model behaves normally on benign samples. In this paper, we conduct systematic experiments to comprehend on robustness of VSS through the lens of backdoor attacks, specifically how the state space model (SSM) mechanism affects robustness. We first investigate the vulnerability of VSS to different backdoor triggers and reveal that the SSM mechanism, which captures contextual information within patches, makes the VSS model more susceptible to backdoor triggers compared to models without SSM. Furthermore, we analyze the sensitivity of the VSS model to patch processing techniques and discover that these triggers are effectively disrupted. Based on these observations, we consider an effective backdoor for the VSS model that recurs in each patch to resist patch perturbations. Extensive experiments across three datasets and various backdoor attacks reveal that the VSS model performs comparably to Transformers (ViTs) but is less robust than the Gated CNNs, which comprise only stacked Gated CNN blocks without SSM.

Introduction

Deep Neural Networks (DNNs) have garnered considerable attention due to their remarkable performance in vision tasks. Despite this significant success, DNNs are vulnerable to various threats (Vassilev et al. 2024) due to their reliance on third-party resources or outsourced training (Bagdasaryan et al. 2020). Backdoor attacks (Gu et al. 2019), one of the vulnerabilities, allow an adversary to manipulate a fraction of the training data by injecting the trigger (*i.e.*, a particular pattern). This results in a backdoored model that entangles an incorrect correlation between the trigger patterns and target labels during the training process. In the inference stage, the backdoored model behaves normally with benign samples, but generates malicious and intended predictions when the trigger is activated.

In this study, we focus on the Visual State Space (VSS) model, which incorporates the state space model (SSM) mechanism. The VSS model (Zhu et al. 2024a; Liu et al.

2024; Yang et al. 2024; Huang et al. 2024) has served as a generic and efficient backbone network designed to handle visual tasks, particularly through the advanced SSM mechanism, *i.e.*, Mamba (Gu and Dao 2024). Mamba addresses limitations in capturing sequence context and linear time complexity, enabling efficient interactions between sequential states. Recent research (Guo et al. 2024; Xing et al. 2024; Liang et al. 2024) explores VSS models in various scenarios, yet their robustness of VSS against backdoor attacks remains an important issue.

Currently, only (Du, Li, and Xu 2024) discusses robustness of VSS models. However, this study solely focuses on adversarial attacks (*e.g.*, Projected Gradient Descent (PGD) (Madry et al. 2018) and Patch-fool (Fu et al. 2022)) rather than other security issues, *e.g.*, backdoor attacks. It also compares the robustness of the VSS architecture with other architectures but does not specifically evaluate the robustness of the SSM module itself, *i.e.*, its ability to resist attacks. This approach limits the exploration of robustness in relation to the SSM module.

Motivated by the above observations, we address the gap by conducting systematic evaluations to understand the robustness of VSS against backdoor attacks. A robust VSS model should resist such attacks while maintaining accuracy on clean samples during training. Our comprehensive experiments evaluate the robustness of VSS model against backdoor attacks from multiple perspectives. First, we assess this robustness by comparing two similar models: the VSS model, Vim (Zhu et al. 2024a), which incorporates both the SSM module and the Gated CNN block (Dauphin et al. 2017), and MambaOut (Yu and Wang 2024), which only includes the Gated CNN block. This comparison highlights the impact of the SSM module on backdoor robustness. Our analysis reveals that the VSS model is more vulnerable to backdoor attacks than the Gated CNN architecture alone. Second, we demonstrate that existing attacks can be mitigated by processing patches within the VSS model and explain how to strengthen backdoor attacks from a model perspective. We then introduce a simple yet effective trigger derived from this approach: single-pixel triggers that recur in each patch, which enhances resistance to input perturbations. Extensive experiments show that the backdoor robustness of VSS model is comparable to that of ViTs and superior to CNNs, except for Gated CNNs, across three classical

datasets and various backdoor attacks.

The contributions in this paper are summarized below:

- We find that the SSM mechanism makes the VSS model more susceptible to backdoor attacks compared to the Gated CNN model, which does not incorporate SSM. We then examine the justification for this finding by analyzing the differences between these models.
- We observe that patch-processing defenses diminish the effectiveness of backdoor attacks in the VSS model. To counter this, we present a trigger pattern that recurs in each patch and exhibits a high success rate (ASR) even at a poisoning rate as low as 0.3%.
- We comprehensively evaluate the robustness of VSS model across three classical datasets and various backdoor attacks. Extensive experiments show that the backdoor robustness of VSS model is comparable to that of ViTs and superior to CNNs, except for Gated CNNs.

Related Works

Visual State Space Model

Structured State-Space Sequence (S4) (Gu, Goel, and Re 2022), a novel approach distinct from CNNs or Transformers, is designed to capture long-sequence data with the promise of linear scaling in sequence length, thereby attracting more attention to its mechanisms. The Gated State Space layer (Mehta et al. 2023) enhances S4 by introducing more gating units, improving training efficiency and achieving competitive performance. Mamba (Gu and Dao 2024) utilizes input-dependent parameters instead of the constant transition parameters used in standard SSMs, enabling more intricate and sequence-aware parameterization. This dynamic and selective approach efficiently interacts between sequential states, addressing drawbacks in capturing sequence context and reducing linear time complexity. It empirically surpasses Transformers baselines across various sizes on large-scale datasets.

Inspired by the merits of Mamba, several works (Zhu et al. 2024a; Liu et al. 2024; Yang et al. 2024) have proposed new models that integrate the SSM mechanism into vision tasks. Vim (Zhu et al. 2024a) presents bi-directional Mamba blocks to compress the visual representation instead of using self-attention mechanisms. Similarly, VMamba (Liu et al. 2024) introduces a well-designed 2-D selective scanning approach to arrange the position of patch images in both horizontal and vertical directions. In this work, we draw inspiration from SSM and explore the robustness of the visual state space model against backdoor attacks from various perspectives, *e.g.*, the impact of visual model with or without SSM on such attacks.

Backdoor Attack and Defense

Backdoor attacks (Gu et al. 2019; Li et al. 2022) are a type of causative attack in the training process of DNNs, building the relationship between a trigger pattern and altering target labels. The poisoned model classifies benign data accurately but predicts the targeted labels when the backdoor is activated. In addition, more intricate triggers (Li et al. 2021;

Qi et al. 2023) have been developed to enhance the stealthiness of backdoor attacks. That is, invisible backdoor attacks can be optimized using various techniques (Liu et al. 2020; Zhao et al. 2022) without altering the labels of backdoor samples (Turner, Tsipras, and Madry 2019).

To confront advanced attacks, research (Huang et al. 2022; Zhu et al. 2023, 2024b) on backdoor defense is continually evolving. According to different scenarios in real-world applications, most backdoor defenses can be partitioned into two categories: (1) *In-training defense* trains a clean model based on their defense principle from a given poisoned dataset. For instance, DBD (Huang et al. 2022) integrates supervised and self-supervised learning to disperse the poisoned samples in the feature space and subsequently employs the updated classifier to identify them based on confidence scores. (2) *Post-training defense* attempts to mitigate backdoor effects from a given model with a small fraction of benign data. For example, NPD (Zhu et al. 2024b) inserts a learnable transformation layer as an intermediate layer into the backdoored model and then purifies the model by solving a well-designed bi-level optimization problem.

Backdoor Robustness of Vision Generic Models

More recently, there have been efforts (Qiu et al. 2023; Yuan et al. 2023; Subramanya et al. 2024) aimed at the robustness of generic backbones against backdoor attacks through empirical analysis. For example, Yuan et al. (2023) discuss the robustness of ViTs and CNNs with different triggers and reveal that the self-attention mechanism makes ViTs more vulnerable to patch-wise triggers rather than image blending triggers. Doan et al. (2023) describe distinctive patch transformations on ViTs and present an effective defense to enhance the backdoor robustness of ViTs. Subramanya et al. (2024) explore state-of-the-art architectures through the lens of backdoor attacks. They find that Feed Forward Networks, such as ResMLP (Touvron et al. 2022), are more robust than CNNs or ViTs against backdoor attacks. Furthermore, they disclose how attention mechanisms affect backdoor robustness in ViTs, a distinction not observed in CNNs. Unlike existing works, we explore the backdoor robustness of VSS model, especially the evaluation of SSM mechanisms.

Preliminary

Threat Model

Considering that pre-trained models are commonly fine-tuned for various applications, we follow the typical threat model used in prior works (Gu et al. 2019; Nguyen and Tran 2021; Li et al. 2021; Qi et al. 2023). We assume that an attacker can access the complete model architecture and parameters but cannot modify the training settings, manipulate the gradient, or change the loss function. Consequently, in our threat model, backdoor attacks are implemented through data poisoning by tampering with part of samples and their corresponding ground-truth labels, and embedding backdoors into the VSS model during the training process.

Formulation of VSS

Inspired by the continuous system, the advanced SSM mechanism (*e.g.*, Mamba) is designed for the 1-D sequence $x(t) \in \mathbb{R}$ to $y(t) \in \mathbb{R}$ through a hidden state $h(t) \in \mathbb{R}^N$. With a timescale parameter Δ , the discrete version is derived by zero-order hold (ZOH), which transforms the continuous parameters \mathbf{A} and \mathbf{B} into discrete parameters $\bar{\mathbf{A}}$ and $\bar{\mathbf{B}}$, respectively. Due to space limitations, a detailed introduction to the SSM is provided in the Supplementary Material.

For VSS models, the image $t \in \mathbb{R}^{H \times W \times C}$ is transformed into flattened patches $x_p \in \mathbb{R}^{N \times (P^2 \times C)}$, where $H \times W$ represents the image size, C denotes the number of channels, N is the number of patches, P is the size of image patches. The patch matrix x_p is then linearly projected to a vector of size D , and position embeddings $E_{pos} \in \mathbb{R}^{(N+1) \times D}$ are added. In this paper, we utilize Vim (Zhu et al. 2024a) for the VSS model, with the token sequence \mathbf{T}_0 defined as follows:

$$\mathbf{T}_0 = [t_{cls}; t_p^1 \mathbf{M}; t_p^2 \mathbf{M}; \dots; t_p^N \mathbf{M}] + E_{pos}, \quad (1)$$

where t_p^N is the N -th patch of t , $\mathbf{M} \in \mathbb{R}^{(P^2 \cdot C) \times D}$ is the learnable projection matrix. Vim uses class token t_{cls} to represent the whole patch sequence. The token sequence $\mathbf{T}_{\ell-1}$ is then fed into the ℓ -th layer of the Vim encoder, and obtains the output \mathbf{T}_ℓ . At last, normalize the output class token \mathbf{T}_L^0 and feed it into the multi-layer perceptron (MLP) head to obtain the final prediction pred , as follows:

$$\begin{aligned} \mathbf{T}_\ell &= \mathbf{Vim}(\mathbf{T}_{\ell-1}) + \mathbf{T}_{\ell-1}, \\ \text{pred} &= \text{MLP}(\text{Norm}(\mathbf{T}_L^0)), \end{aligned} \quad (2)$$

where L denotes the number of layers, and **Norm** represents the normalization layer.

Specifically, the Vim encoder first normalizes the input token sequence $\mathbf{T}_{\ell-1}$ by the normalization layer. It then linearly projects the normalized sequence to x and z with dimension size E (*i.e.*, expanded state dimension). Next, a 1-D convolution is subsequently applied to the input sequence x , followed by linear projections to obtain parameters \mathbf{B} , \mathbf{C} , and Δ , respectively. The Δ parameter is used to transform $\bar{\mathbf{A}}$ and $\bar{\mathbf{B}}$ for SSM. Finally, the output y is computed through the SSM, gated by z , and added to obtain the output token sequence \mathbf{T}_ℓ .

Backdoor Attacks on VSS Model

For backdoor attacks, we denote the poisoned dataset \mathcal{D}_{bd} , which includes a fraction of samples embedded with a specified trigger from the benign training dataset $\mathcal{D}_{tr} = \{(x_i, y_i)\}_{i=1}^n$, where $x_i \in \mathbb{R}^{H \times W \times C}$ represents the image with $H \times W$ pixels and C channels, and y_i denotes the corresponding ground-truth label. Let \hat{x}_j be a backdoor sample belonging to the target class y^* , computed as follows.

$$\hat{x}_j = \phi(x_j, r, pos), \text{ if } y_j \neq y^*, \quad (3)$$

where $\phi(\cdot)$ the mapping function that modifies the benign input x_j using a trigger r , and the position of trigger in input, pos . We note that the VSS model design requires pos to determine the position of each input patch. In addition, only benign samples with distinct labels from the target class are

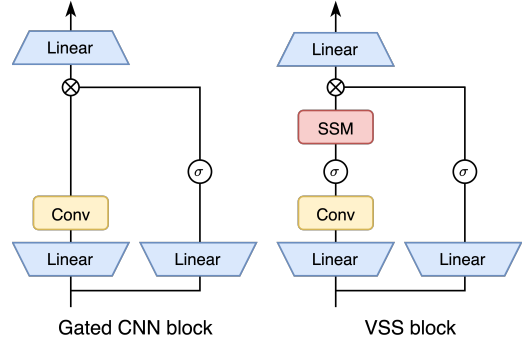


Figure 1: Difference between Gated CNN and VSS block. For simplicity, we omit the normalization and shortcut.




Figure 2: Visualization of the clean and backdoor samples, with the trigger location marked with a red frame.

selected as backdoor samples, and then their ground-truth label is modified to the target class y^* .

We define $f(\cdot)$ as the classifier model and $\hat{f}(\cdot)$ as the backdoored model. For the attacker, backdoor samples are forced as $\hat{f}(\hat{x}_j) = y^*$, while benign samples are classified as $\hat{f}(x_j) = y_j$, their ground-truth label. The attacker achieves these objectives through the following optimization:

$$\min_{\theta} \sum_{x_i \in \mathcal{D}_{cl}} \mathcal{L}_{tr}(f(x_i, y_i)) + \sum_{\hat{x}_j \in \mathcal{D}_{bd}} \mathcal{L}_{bd}(f(\hat{x}_j, y^*)), \quad (4)$$

where θ represents the model parameters, $\mathcal{D}_{cl} = \mathcal{D}_{tr} \setminus \mathcal{D}_{bd}$ denotes the clean subset, \mathcal{L}_{tr} is the training loss function (cross-entropy used in our paper), and \mathcal{L}_{bd} is the backdoor training loss.

Demystifying the Robustness of VSS Model against Backdoor Attacks

The backdoor robustness to the SSM mechanism

Previous studies (Du, Li, and Xu 2024) explore the robustness of VSS models to common adversarial attacks through extensive experiments, revealing that VSS models are more robust than ViTs in terms of transferability, generalizability, and model sensitivity. However, these studies primarily focus on the overall robustness of VSS models and other architectures, neglecting to investigate whether the SSM itself contributes to the robustness of the VSS model. Therefore, in this paper, we aim to determine whether models with and without SSM exhibit different levels of backdoor robustness.

To understand the robustness of SSM against backdoor attacks, we first analyze this security issue by comparing two

similar models, Vim (Zhu et al. 2024a) and MambaOut (Yu and Wang 2024). The former is a VSS model, while the latter is a stacked Gated CNN model. As shown in Fig. 1, the primary difference between the VSS model and the Gated CNNs lies in the presence of SSM. Then, we fine-tune these official pre-trained models on the poisoned dataset (*i.e.*, ImageNet-1K (Deng et al. 2009)) to evaluate their backdoor robustness. We set up two types of triggers: patch-wise triggers (a trigger pattern placed at the corners of the image, as shown in the 2nd column of Fig. 2) and blending-based triggers (a Hello Kitty image with the same size as the samples, as shown in the 3rd column of Fig. 2). For the training dataset, similar to prior works, we poison a small portion of samples (*i.e.*, 2% for BadNets, 1% for Blend) along with the corresponding ground-truth labels.

Attacks Mode →		BadNets		Blend	
Model ↓	ACC	ACC	ASR	ACC	ASR
Vim-t	77.29	75.06	99.16	76.43	86.41
MambaOut-t	78.77	78.51	35.30	78.71	73.34

Table 1: Evaluation of VSS and Gated CNNs under backdoor attacks with various triggers on ImageNet-1K. We fine-tune the Vim model for three epochs and the MambaOut model for ten epochs, respectively. Note that model names marked with “t” denote tiny size.

In Table 1, we demonstrate the performance of the fine-tuned models for BadNets (Gu et al. 2019) and Blend (Chen et al. 2017) attacks in terms of accuracy (ACC) and attack success rate (ASR). We observe that the trained Vim model with the backdoor achieves a higher ASR (*e.g.*, rising to 99.16%) and a slight decline in ACC (*e.g.*, dropping to 75.06%) for both types of attacks. This indicates that the poisoned Vim model is highly possible to predict the target labels (*i.e.*, ASR) when the triggers are present. Conversely, the trained MambaOut model with the backdoor exhibits a much lower ASR (*e.g.*, just 35.30%) and maintains competitive ACC (*e.g.*, at 78.51%) as well for both types of attacks. This reveals that MambaOut has greater backdoor robustness capabilities when using fine-tuning on the poisoned datasets. In other words, the SSM module of the VSS model plays a pivotal role in fitting the data, making the VSS model more susceptible to backdoor attacks (*i.e.*, patch-based trigger and the blending-based trigger) than the model that only stacks the Gated CNN blocks. This prompts further analysis of the impact of the absence of SSM modules on backdoor attacks in subsequent sections.

Why VSS model vulnerable to backdoor attacks?

Table 1 confirms that the SSM mechanism in the VSS model is sensitive to image modifications, whether patch-based or blending images. Specifically, the advanced SSM, *i.e.*, Mamba, integrates an RNN-like memory mechanism into the SSM module, where SSM excels at establishing causal correlations between the preceding and current patches in sequences, facilitating the learning of local triggers (*e.g.*, BadNets). Moreover, SSM processes long-sequence inputs

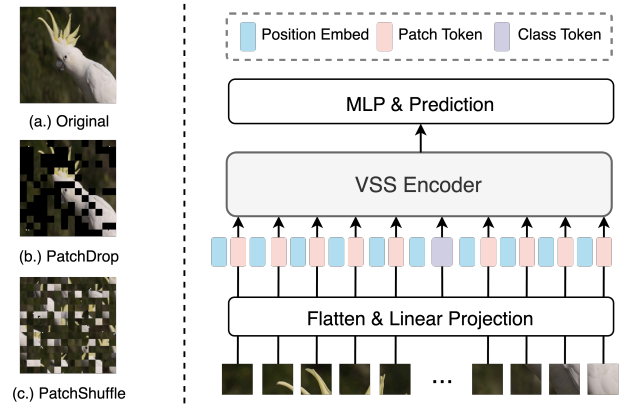


Figure 3: Illustration of patch processing and the VSS model. The left side demonstrates the PatchDrop (drop rate = 0.2) and PatchShuffle (size = 16) techniques used in our experiments. The right side depicts the VSS model component, which splits images into patches, projects them into patch tokens, and sends the sequence of tokens to the VSS encoder. In this paper, we use Vim for the VSS model.

along the scanning trajectory, which makes it easier to synthesize global triggers (*e.g.*, Blend). These properties disclose justification that the presence of SSM modules in the VSS model lacks sufficient robustness against such attacks. Besides, we also find that the Vim model requires only *three* fine-tuning epochs to achieve a high ASR in backdoor attacks (*e.g.*, 99.16% for BadNets). This suggests that the VSS model has strong learning capability, even with just a few poisoned samples in the training set, and maintains relatively high accuracy on clean samples (*e.g.*, 75.06% for BadNets).

On the other hand, Yu and Wang (2024) argue that visual models do not require a causal mode (*i.e.*, SSM mechanism) for task understanding. This is because most classification datasets (*i.e.*, small-size images) are not long-sequence tasks. Therefore, they propose MambaOut, which employs stacked Gated CNN blocks and consistently outperforms VSS models across all sizes in classification tasks. This model builds on previous structures (*i.e.*, ConvNeXt (Liu et al. 2022) and InceptionNeXt (Yu et al. 2024)) for simplicity and elegance. In contrast to the sequence memorization of the VSS model, the stacked Gated CNN blocks offer superior versatility and efficiency in feature extraction. Please refer to Supplement Material for more explanations.

Based on our preceding discussion, we summarize our observations regarding the necessity of SSM robustness against backdoor attacks as follows:

- ACC robustness on benign data: VSS < Gated CNN
- ASR sensitivity: VSS >> Gated CNN
- Gap between ACC and ASR: VSS < Gated CNN

A Closer Look at Backdoor Robustness of VSS Characterizing the backdoor attacks on VSS

We examine the backdoor robustness of the VSS model and the significance of the SSM module As training progresses,

the VSS model with the SSM module emphasizes the correlation between preceding and current patches. While this enhances the memorization of image information, it also strengthens the association of backdoor samples with target labels. To address this vulnerability, an intuitive approach is to perturb image patches before training. Therefore, we first adopt patch-based processing techniques (Doan et al. 2023) to VSS model to evaluate the effectiveness of both attacks.

Recall that patch processing techniques (Doan et al. 2023) effectively disrupt trigger patterns to combat backdoor attacks on ViTs. Specifically, the first approach, PatchDrop (Naseer et al. 2021), randomly removes a certain number of patches from an image, leading to information loss. The second approach, PatchShuffle (Kang et al. 2017), randomly shuffles the patches within the image’s spatial grid. Despite the fact that this method retains the image content, it significantly impacts the receptive fields of the models. As shown in Fig. 3, we further use both techniques to explore the sensitivity to patch perturbation and backdoor robustness of the VSS model.

Defense →	None		PatchDrop		PatchShuffle	
Attacks ↓	ACC	ASR	ACC	ASR	ACC	ASR
BadNets	75.06	99.16	76.06	38.79	66.25	80.77
Blend	76.43	86.41	76.59	36.56	66.41	47.67
Ours	77.11	97.89	76.44	94.06	65.93	93.14

Table 2: Evaluation of patch-based backdoor defenses on the VSS model using ImageNet-1K. The experiments utilized a default patch size of 16 and a patch-drop rate of 0.2.

From Table 2, we observe that the VSS model exhibits a decrease in ASR after applying patch processing techniques (*i.e.*, PatchDrop and PatchShuffle). More precisely, the VSS model demonstrates a noticeable decline in ASR due to PatchDrop. This suggests that information loss within the SSM’s current state space can act as a form of data augmentation, thereby enhancing robustness against backdoor attacks. When PatchShuffle is applied to an image (by dividing it into a 16×16 grid), we find that the VSS model is sensitive to the spatial information of images, as evidenced by a more pronounced decrease in ACC and a corresponding drop in ASR. Based on these findings, we hypothesize that *an effective trigger pattern should be placed within each patch rather than dispersed across the whole image* to bypass this defense. Consequently, we continue to explore backdoor attacks on the VSS model with these insights.

Strengthening backdoor triggers

Essentially, the success rate of a backdoor attack depends on whether the trigger is disrupted within a patch, which aligns with the characteristics of the VSS model. Because the SSM module within the VSS model enhances the correlation between patches, the model is primarily sensitive to patch processing (*i.e.*, manipulation of image content). As observed in Fig 3, the trigger on a poisoned sample becomes corrupted before the sample is divided into patches for model input. This effect is further evidenced in Table 2, where it signifi-



Figure 4: Examples of our backdoor trigger. The trigger pattern with a one-pixel gap recurs in each patch.

cantly reduces the impact of backdoors on the VSS model, particularly for PatchDrop. To address this issue, we propose that *an effective trigger pattern should be placed within each patch* so that even if some patches in a poisoned sample are dropped or shuffled, the remaining parts of the trigger pattern are still sufficient to implant a backdoor.

To further validate our hypothesis, we present a simple yet effective trigger pattern that recurs in each patch. This pattern can be constructed using various frequency- or pixel-based techniques. Importantly, embedding the trigger pattern in each patch enhances resistance to perturbations. An intuitive method is to use a static trigger, such as a single pixel, placed repeatedly across the entire image. In this way, this pattern is consistently adjacent across the image, unaffected by spatial or geometric transformations. As illustrated in Fig. 4, our experiment set the distance between single pixels to 1 and their intensity to 30. From Table 2, we find that our proposed trigger pattern maintains a high ASR (*i.e.*, 94.06% on PatchDrop) with a 2% poisoning rate, even under these conditions. This observation supports our hypothesis that, despite patch processing, the VSS model is still susceptible to these remaining triggers.

Experiments

Evaluation Settings

Datasets and Models. For a broader understanding of VSS backdoor robustness, we utilize the Backdoor-ToolBox (Qi et al. 2022) to evaluate various backdoor attacks on three common datasets: CIFAR10 (Krizhevsky, Hinton et al. 2009), GTSRB (Stallkamp et al. 2011), and ImageNet (Deng et al. 2009). We compare the VSS model (*i.e.*, Vim (Zhu et al. 2024a)) with three other architectures: ResNet18 (He et al. 2016), DeiT (Touvron et al. 2021), and MambaOut (Yu and Wang 2024). In addition, since pre-trained models are only available for ImageNet-1K, we train these models from scratch on CIFAR-10 and GTSRB. Our results are the average of three independent experiments.

Attack Settings. We consider state-of-the-art backdoor attacks (*i.e.*, BadNets (Gu et al. 2019), Blended (Chen et al. 2017), SIG (Barni, Kallas, and Tondi 2019), Refool (Liu et al. 2020), TaCT (Tang et al. 2021), ISSBA (Li et al. 2021), Dynamic (Nguyen and Tran 2020), WaNet (Nguyen and Tran 2021), and Adaptive-based (Qi et al. 2023)) and follow the default configuration in Backdoor-ToolBox for a fair comparison. As for the poisoning rate, we set the poisoning rate to 5% for WaNet and the others to be lower than 3%. Please refer to Supplement Material for more details. Besides, since Backdoor-ToolBox does not implement the

Dataset	Attack	ResNet18		DeiT-t		Vim-t		MambaOut-t	
		ACC	ASR	ACC	ASR	ACC	ASR	ACC	ASR
CIFAR-10	None	94.90	-	90.95	-	86.19	-	83.47	-
	BadNets	94.02	100	90.30	99.37	85.35	54.91	82.46	2.47
	Blend	93.81	98.08	90.32	99.76	83.66	96.55	83.85	93.71
	SIG	93.80	87.66	90.78	95.44	84.43	79.59	83.41	92.93
	Refool	93.41	34.11	90.25	11.26	83.45	25.60	83.23	13.16
	TaCT	94.13	100	90.96	24.38	85.33	46.26	83.48	52.70
	CLB	93.42	100	90.53	57.19	83.58	60.39	84.16	53.70
	Dynamic	93.76	99.90	90.73	99.05	85.78	98.74	82.85	97.59
	ISSBA	93.82	99.93	90.13	1.40	83.32	99.76	82.50	2.15
	WaNet	93.43	94.46	88.26	27.42	82.53	36.98	80.58	6.25
	Adv-Patch	93.73	99.12	90.31	74.58	85.10	90.32	82.68	5.45
	Adv-Blend	93.61	93.34	90.25	95.85	84.97	93.47	83.15	53.10
	Average	93.72	91.51	90.26	62.34	84.32	71.14	82.94	43.02
GTSRB	None	97.22	-	94.10	-	91.27	-	89.30	-
	BadNets	96.96	100	93.23	99.98	89.78	48.49	90.80	60.43
	Blend	96.95	98.20	93.10	99.47	92.45	98.43	91.44	93.70
	SIG	97.16	57.17	92.65	84.99	92.40	57.39	91.35	40.32
	Refool	96.47	53.33	93.35	47.56	92.10	46.54	90.73	39.85
	TaCT	97.29	99.83	93.04	10.39	92.69	9.39	91.22	10.59
	Dynamic	97.03	100	93.29	99.70	92.30	60.25	90.99	8.51
	ISSBA	97.24	100	93.35	99.95	92.86	99.95	91.77	81.36
	WaNet	96.56	74.12	92.86	14.38	90.40	35.46	88.77	21.17
	Adv-Patch	96.94	42.03	93.30	2.05	92.40	76.80	90.82	49.62
	Adv-Blend	95.72	80.07	92.99	75.76	92.45	81.84	91.42	70.64
	Average	96.83	80.48	93.12	63.42	91.98	61.45	90.93	47.62
ImageNet-1K	None	69.75	-	70.07	-	77.29	-	78.77	-
	BadNets	69.21	75.86	69.79	95.54	75.06	99.16	78.51	35.30
	Blend	69.24	98.58	68.62	92.23	76.43	86.41	78.71	73.34
	Ours	69.67	99.24	69.85	99.37	77.11	97.89	78.68	98.32
	Average	69.37	91.22	69.42	95.71	76.20	94.48	78.63	68.98

Table 3: The clean accuracy (ACC %) and the attack success rate (ASR %) of four models against backdoor attacks across three datasets, including CIFAR-10, GTSRB and ImageNet-1K. Note that model names marked with “t” denote tiny size.

clean-label attack (CLB) (Turner, Tsipras, and Madry 2019) on GTSRB, we do not use this attack on GTSRB.

Performance metrics. We use two common metrics to measure the effectiveness of backdoor attacks: Clean Accuracy (ACC) and Attack Success Rate (ASR). ACC measures the model’s accuracy on benign test data without a backdoor trigger, while ASR evaluates the model’s accuracy when tested on non-target class data with the specified trigger. Generally, a lower ASR coupled with a higher ACC indicates robustness to such attacks.

Empirical Results

Impact on clean accuracy Table 3 presents a comprehensive comparison between the VSS model and the other three models. “None” represents the benign model without backdoor attacks. As can be seen, most models retain competitive ACC on clean samples when subjected to backdoor attacks. Specifically, ResNet18 and DeiT-t are implanted backdoors with a small decline in accuracy (around less than 1% average accuracy decline on CIFAR10). Similarly, Vim-t and MambaOut-t effectively maintain accuracy close to their original values (*e.g.*, 85.35% and 82.46% for BadNets on CIFAR10, respectively). However, Vim-t demonstrates lower accuracy on clean samples between both attacks compared to MambaOut-t for ImageNet-1K. This discrepancy may be due to the VSS model’s focus on contextual patch

correlations via the SSM module, which is susceptible to backdoor attacks in terms of accuracy. In addition, under the same model size, we find that MambaOut-t performs slightly lower on small datasets (*i.e.*, 90.93% on GTSRB) compared to the other three models. In summary, these models preserve their original functionality on clean samples, with only a minor decline in accuracy under backdoor attacks.

Evaluation on attack success rate To explore which attack is effective for the VSS model, we conduct extensive experiments across three datasets, as detailed in Table 3. As we can observe, the Vim-t model exhibits lower ASR for most invisible backdoors (*e.g.*, 25.60% and 36.98% in Refool and WaNet on CIFAR10, respectively) than visible backdoors. This reduced ASR is likely due to the VSS model processing information from patches rather than the entire image, unlike traditional CNNs. Furthermore, we find that Vim-t is particularly vulnerable to blending-based and input-aware (*i.e.*, Dynamic) backdoors. For instance, Blend attack achieves 98.43% ASR on GTSRB, and Dynamic attack reaches over 98% ASR on CIFAR10. On ImageNet-1K, the backdoor robustness of Vim-t performs worse than both DeiT-t and MambaOut-t. Interestingly, we find that our attack effectively backdoors on these models (*i.e.*, at high ASR). These observations further support the explanations provided in previous sections.

In comparison with different models, we reveal that the backdoor robustness of Vim-t is comparable to that of DeiT-t and superior to ResNet18. For instance, on GTSRB, the average ASR for DeiT-t and Vim-t is 63.42% and 61.45%, respectively, while ResNet18 has an average ASR of 80.48%. Notably, MambaOut-t demonstrates the strong backdoor robustness among these models. Since the absence of SSM, the Gated CNN model demonstrates superior performance than the VSS model in most cases. This suggests that the SSM module, which processes inputs along a scanning trajectory, can inadvertently create a strong correlation between the target class and the trigger. As a consequence, the design of the VSS model should account for robustness against backdoor attacks to mitigate potential threats in real-world scenarios.

Hyperparameter Studies

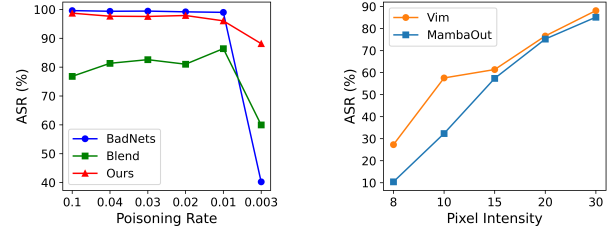
Impact on model parameter size. In Table 4, we analyze the influence of different model parameter sizes on the VSS model against backdoor robustness. For this purpose, we evaluate two pre-trained models provided by Vim: one with a tiny size (t) and the other with a small size (s). Specifically, the Vim-t model cannot resist backdoor attacks effectively, *e.g.*, an ASR of 97.89% for ours. As the parameter size increases, the Vim-s model shows a slight decrease in ASR, reaching 82.35% for BadNets and 82.76% for Blend. In addition, we observe that ACC on the Vim-s model drops less compared to the Vim-t model. This suggests that an increase in model parameter size enhances backdoor robustness.

Model	#Params	ACC	BadNets		Blend		Ours	
			ACC	ASR	ACC	ASR	ACC	ASR
Vim-t	7M	77.29	75.06	99.16	76.43	86.41	77.11	97.89
Vim-s	26M	81.08	80.98	82.35	81.10	82.76	81.02	70.50

Table 4: Backdoor robustness evaluation on different sizes of VSS model with ImageNet-1K.

Variation on poisoning rate. We explore the impact of different poisoning rates on the VSS model by fine-tuning the pre-trained model. As shown in Fig. 5a, both BadNets and Blend achieve high ASR at poisoning rates as low as 1%. However, at a poisoning rate of 0.3%, ASR drops significantly for both attacks, *i.e.*, 40.22% for BadNets and 75.92% for Blend, indicating that the backdoor attack becomes less effective. In contrast, our proposed trigger maintains a high ASR of 88.14% even at an extremely low poisoning rate of 0.3%, showcasing its effectiveness against the VSS model.

Different pixel intensity of our attack. In Fig. 5b, we illustrate the backdoor robustness between two models by varying the pixel intensity from 8 to 30 under an extreme poisoning rate of 0.3%. As anticipated, increasing the trigger pixel intensity enhances the attack’s effectiveness. Even at an intensity of 10, our attack remains effective at implanting backdoors in Vim, whereas MambaOut shows a lower ASR (*i.e.*, 32.35%). This further supports our findings on the impact of the SSM mechanism in the VSS model on backdoor robustness. Importantly, increasing pixel intensity in our trigger does not affect the ACC.



(a) Different Poisoning Rate.

(b) Different Pixel Intensity.

Figure 5: Impact of factors on the backdoor robustness of the VSS model.

Discussion

Adversarial vs. Backdoor Robustness in VSS

Weng, Lee, and Wu (2020) highlighted the trade-off between adversarial and backdoor robustness, a phenomenon we observe in the VSS model. Specifically, previous studies (Du, Li, and Xu 2024) show that the VSS model is more robust to adversarial attacks than ViTs due to the challenging gradient estimation. The trade-off between model size and robustness becomes apparent as model size increases. Conversely, our investigation reveals an intriguing finding: *the backdoor robustness of the VSS model is comparable to that of ViTs but slightly inferior to that of Gated CNNs without SSM modules*. Therefore, our findings suggest that future research should take backdoor robustness into account when developing novel architectures or corresponding defenses to avoid potential threats and security.

Limitations

We discuss the robustness of SSM mechanism in VSS models against backdoor attacks in this work. However, we cannot delve into the impact of SSM parameters on backdoors, as tracking and accessing these parameters during training remains challenging. Moreover, our trigger pattern for VSS is based on patch sensitivity analysis, which may not necessarily be optimal. Finally, while our focus has been on the SSM mechanism of VSS in image classification tasks, this mechanism has also been applied to other domains, such as natural language processing. We consider extending the research to these domains as part of our ongoing work.

Conclusion

In this paper, we examine the backdoor robustness of VSS models from multiple perspectives. We first conduct an empirical analysis revealing that the SSM mechanism in VSS is more vulnerable to backdoor attacks. Then, based on our observation that patch processing reduces attack effectiveness, we propose a trigger pattern designed to be repeated in each patch of VSS, which achieves a high ASR even at a shallow poisoning rate. Our findings demonstrate that while SSM mechanisms can enhance model capabilities, they also pose significant risks to backdoor robustness. We hope our results will prompt the community to understand the influence of backdoors on visual model components.

References

- Bagdasaryan, E.; Veit, A.; Hua, Y.; Estrin, D.; and Shmatikov, V. 2020. How to backdoor federated learning. In *International conference on artificial intelligence and statistics*, 2938–2948. PMLR.
- Barni, M.; Kallas, K.; and Tondi, B. 2019. A new backdoor attack in cnns by training set corruption without label poisoning. In *2019 IEEE International Conference on Image Processing (ICIP)*, 101–105. IEEE.
- Chen, X.; Liu, C.; Li, B.; Lu, K.; and Song, D. 2017. Targeted backdoor attacks on deep learning systems using data poisoning. *arXiv preprint arXiv:1712.05526*.
- Dauphin, Y. N.; Fan, A.; Auli, M.; and Grangier, D. 2017. Language modeling with gated convolutional networks. In *International conference on machine learning*, 933–941. PMLR.
- Deng, J.; Dong, W.; Socher, R.; Li, L.-J.; Li, K.; and Fei-Fei, L. 2009. Imagenet: A large-scale hierarchical image database. In *Proceedings of the IEEE conference on computer vision and pattern recognition*, 248–255.
- Doan, K. D.; Lao, Y.; Yang, P.; and Li, P. 2023. Defending backdoor attacks on vision transformer via patch processing. In *Proceedings of the AAAI Conference on Artificial Intelligence*, 506–515.
- Du, C.; Li, Y.; and Xu, C. 2024. Understanding robustness of visual state space models for image classification. *arXiv preprint arXiv:2403.10935*.
- Fu, Y.; Zhang, S.; Wu, S.; Wan, C.; and Lin, Y. 2022. Patch-Fool: Are Vision Transformers Always Robust Against Adversarial Perturbations? In *International Conference on Learning Representations*.
- Gu, A.; and Dao, T. 2024. Mamba: Linear-time sequence modeling with selective state spaces. In *Conference on Language Modeling*.
- Gu, A.; Goel, K.; and Re, C. 2022. Efficiently Modeling Long Sequences with Structured State Spaces. In *International Conference on Learning Representations*.
- Gu, T.; Liu, K.; Dolan-Gavitt, B.; and Garg, S. 2019. Badnets: Evaluating backdooring attacks on deep neural networks. *IEEE Access*, 7: 47230–47244.
- Guo, H.; Li, J.; Dai, T.; Ouyang, Z.; Ren, X.; and Xia, S.-T. 2024. MambaIR: A Simple Baseline for Image Restoration with State-Space Model. In *ECCV*.
- He, K.; Zhang, X.; Ren, S.; and Sun, J. 2016. Deep residual learning for image recognition. In *Proceedings of the IEEE conference on computer vision and pattern recognition*, 770–778.
- Huang, K.; Li, Y.; Wu, B.; Qin, Z.; and Ren, K. 2022. Backdoor Defense via Decoupling the Training Process. In *International Conference on Learning Representations*.
- Huang, T.; Pei, X.; You, S.; Wang, F.; Qian, C.; and Xu, C. 2024. Localmamba: Visual state space model with windowed selective scan. *arXiv preprint arXiv:2403.09338*.
- Kang, G.; Dong, X.; Zheng, L.; and Yang, Y. 2017. Patchshuffle regularization. *arXiv preprint arXiv:1707.07103*.
- Krizhevsky, A.; Hinton, G.; et al. 2009. Learning multiple layers of features from tiny images.
- Li, Y.; Jiang, Y.; Li, Z.; and Xia, S.-T. 2022. Backdoor learning: A survey. *IEEE Transactions on Neural Networks and Learning Systems*.
- Li, Y.; Li, Y.; Wu, B.; Li, L.; He, R.; and Lyu, S. 2021. Invisible backdoor attack with sample-specific triggers. In *Proceedings of the IEEE/CVF international conference on computer vision*, 16463–16472.
- Liang, D.; Zhou, X.; Wang, X.; Zhu, X.; Xu, W.; Zou, Z.; Ye, X.; and Bai, X. 2024. Pointmamba: A simple state space model for point cloud analysis. *arXiv preprint arXiv:2402.10739*.
- Liu, Y.; Ma, X.; Bailey, J.; and Lu, F. 2020. Reflection backdoor: A natural backdoor attack on deep neural networks. In *European Conference on Computer Vision*, 182–199. Springer.
- Liu, Y.; Tian, Y.; Zhao, Y.; Yu, H.; Xie, L.; Wang, Y.; Ye, Q.; and Liu, Y. 2024. VMamba: Visual State Space Model. *arXiv preprint arXiv:2401.10166*.
- Liu, Z.; Mao, H.; Wu, C.-Y.; Feichtenhofer, C.; Darrell, T.; and Xie, S. 2022. A convnet for the 2020s. In *Proceedings of the IEEE/CVF conference on computer vision and pattern recognition*, 11976–11986.
- Madry, A.; Makelov, A.; Schmidt, L.; Tsipras, D.; and Vladu, A. 2018. Towards Deep Learning Models Resistant to Adversarial Attacks. In *International Conference on Learning Representations*.
- Mehta, H.; Gupta, A.; Cutkosky, A.; and Neyshabur, B. 2023. Long Range Language Modeling via Gated State Spaces. In *International Conference on Learning Representations*.
- Naseer, M. M.; Ranasinghe, K.; Khan, S. H.; Hayat, M.; Shahbaz Khan, F.; and Yang, M.-H. 2021. Intriguing properties of vision transformers. *Advances in Neural Information Processing Systems*, 34: 23296–23308.
- Nguyen, T. A.; and Tran, A. 2020. Input-aware dynamic backdoor attack. *Advances in Neural Information Processing Systems*, 33: 3454–3464.
- Nguyen, T. A.; and Tran, A. T. 2021. WaNet - Imperceptible Warping-based Backdoor Attack. In *International Conference on Learning Representations*.
- Qi, X.; Xie, T.; Li, Y.; Mahloujifar, S.; and Mittal, P. 2022. Revisiting the assumption of latent separability for backdoor defenses. In *International conference on learning representations*.
- Qi, X.; Xie, T.; Li, Y.; Mahloujifar, S.; and Mittal, P. 2023. Revisiting the Assumption of Latent Separability for Backdoor Defenses. In *International Conference on Learning Representations*.
- Qiu, H.; Ma, H.; Zhang, Z.; Abuadbbba, A.; Kang, W.; Fu, A.; and Gao, Y. 2023. Towards a critical evaluation of robustness for deep learning backdoor countermeasures. *IEEE Transactions on Information Forensics and Security*.

- Stallkamp, J.; Schlipsing, M.; Salmen, J.; and Igel, C. 2011. The German traffic sign recognition benchmark: a multi-class classification competition. In *The 2011 international joint conference on neural networks*, 1453–1460. IEEE.
- Subramanya, A.; Koohpayegani, S. A.; Saha, A.; Tejankar, A.; and Pirsiavash, H. 2024. A Closer Look at Robustness of Vision Transformers to Backdoor Attacks. In *Proceedings of the IEEE/CVF Winter Conference on Applications of Computer Vision*, 3874–3883.
- Tang, D.; Wang, X.; Tang, H.; and Zhang, K. 2021. Demon in the variant: Statistical analysis of {DNNs} for robust backdoor contamination detection. In *30th USENIX Security Symposium*, 1541–1558.
- Touvron, H.; Bojanowski, P.; Caron, M.; Cord, M.; El-Nouby, A.; Grave, E.; Izacard, G.; Joulin, A.; Synnaeve, G.; Verbeek, J.; et al. 2022. Resmlp: Feedforward networks for image classification with data-efficient training. *IEEE transactions on pattern analysis and machine intelligence*, 45(4): 5314–5321.
- Touvron, H.; Cord, M.; Douze, M.; Massa, F.; Sablayrolles, A.; and Jégou, H. 2021. Training data-efficient image transformers & distillation through attention. In *International conference on machine learning*, 10347–10357. PMLR.
- Turner, A.; Tsipras, D.; and Madry, A. 2019. Label-consistent backdoor attacks. *arXiv preprint arXiv:1912.02771*.
- Vassilev, A.; Oprea, A.; Fordyce, A.; and Anderson, H. 2024. Adversarial machine learning: A taxonomy and terminology of attacks and mitigations. Technical report, National Institute of Standards and Technology.
- Weng, C.-H.; Lee, Y.-T.; and Wu, S.-H. B. 2020. On the trade-off between adversarial and backdoor robustness. *Advances in Neural Information Processing Systems*, 33: 11973–11983.
- Xing, Z.; Ye, T.; Yang, Y.; Liu, G.; and Zhu, L. 2024. Segmamba: Long-range sequential modeling mamba for 3d medical image segmentation. *arXiv preprint arXiv:2401.13560*.
- Yang, C.; Chen, Z.; Espinosa, M.; Ericsson, L.; Wang, Z.; Liu, J.; and Crowley, E. J. 2024. Plainmamba: Improving non-hierarchical mamba in visual recognition. *arXiv preprint arXiv:2403.17695*.
- Yu, W.; and Wang, X. 2024. MambaOut: Do We Really Need Mamba for Vision? *arXiv preprint arXiv:2405.07992*.
- Yu, W.; Zhou, P.; Yan, S.; and Wang, X. 2024. Inception-next: When inception meets convnext. In *Proceedings of the IEEE/CVF Conference on Computer Vision and Pattern Recognition*, 5672–5683.
- Yuan, Z.; Zhou, P.; Zou, K.; and Cheng, Y. 2023. You Are Catching My Attention: Are Vision Transformers Bad Learners under Backdoor Attacks? In *Proceedings of the IEEE/CVF Conference on Computer Vision and Pattern Recognition*, 24605–24615.
- Zhao, Z.; Chen, X.; Xuan, Y.; Dong, Y.; Wang, D.; and Liang, K. 2022. Defeat: Deep hidden feature backdoor attacks by imperceptible perturbation and latent representation constraints. In *Proceedings of the IEEE/CVF Conference on Computer Vision and Pattern Recognition*, 15213–15222.
- Zhu, L.; Liao, B.; Zhang, Q.; Wang, X.; Liu, W.; and Wang, X. 2024a. Vision Mamba: Efficient Visual Representation Learning with Bidirectional State Space Model. In *International Conference on Machine Learning*.
- Zhu, M.; Wei, S.; Shen, L.; Fan, Y.; and Wu, B. 2023. Enhancing fine-tuning based backdoor defense with sharpness-aware minimization. In *Proceedings of the IEEE/CVF International Conference on Computer Vision*, 4466–4477.
- Zhu, M.; Wei, S.; Zha, H.; and Wu, B. 2024b. Neural polarizer: A lightweight and effective backdoor defense via purifying poisoned features. *Advances in Neural Information Processing Systems*, 36.

Supplementary Material

The content of Supplementary Material is summarized as follows: 1) We review the State Space Model (SSM) paradigm to explain its application in the VSS model; 2) We state the implementation and training details we used in the experiment in terms of datasets, hyper-parameters, and attacks to ensure that our work can be reproduced; 3) We provide visualizations of backdoor attacks, analyze changes in loss and metrics such as ACC and ASR, and further discuss the implications for backdoor robustness in VSS.

Formulation of State Space Model

Traditionally, an SSM model maps a 1-D function or sequence $x(t) \in \mathbb{R}$ to $y(t) \in \mathbb{R}$ through a hidden state $h(t) \in \mathbb{R}^N$ (a.k.a, an implicit latent state), denoted as:

$$h'(t) = \mathbf{A}h(t) + \mathbf{B}x(t), \quad y(t) = \mathbf{C}h(t). \quad (5)$$

This system uses $\mathbf{A} \in \mathbb{R}^{N \times N}$ as the evolution parameter, and $\mathbf{B} \in \mathbb{R}^{N \times 1}$ and $\mathbf{C} \in \mathbb{R}^{1 \times N}$ as the projection parameters. Inspired by the continuous system, the state space sequence models (S4) (Gu, Goel, and Re 2022) and Mamba (Gu and Dao 2024) convert to the discrete versions, which includes a timescale parameter Δ to transform the continuous parameters, \mathbf{A} and \mathbf{B} , to discrete parameters, $\bar{\mathbf{A}}$ and $\bar{\mathbf{B}}$, respectively. The commonly used method for transformation is zero-order hold (ZOH), defined as:

$$\bar{\mathbf{A}} = \exp(\Delta\mathbf{A}), \quad \bar{\mathbf{B}} = (\Delta\mathbf{A})^{-1}(\exp(\Delta\mathbf{A}) - \mathbf{I}) \cdot \Delta\mathbf{B}. \quad (6)$$

After discretizing $\bar{\mathbf{A}}$ and $\bar{\mathbf{B}}$, the discretized version of Eq. (5) using a step size Δ can be expressed as:

$$h_t = \bar{\mathbf{A}}h_{t-1} + \bar{\mathbf{B}}x_t, \quad y_t = \mathbf{C}h_t. \quad (7)$$

Finally, the model computes the output through a global convolution layer (denoted by \circledast) as:

$$\mathbf{y} = \mathbf{x} \circledast \bar{\mathbf{K}} \quad (8)$$

with $\bar{\mathbf{K}} = (\mathbf{C}\bar{\mathbf{B}}, \mathbf{C}\bar{\mathbf{A}}\bar{\mathbf{B}}, \dots, \mathbf{C}\bar{\mathbf{A}}^{M-1}\bar{\mathbf{B}}),$

where $\bar{\mathbf{K}} \in \mathbb{R}^M$ is a structured convolutional kernel and M is the length of input sequence \mathbf{x} . In this way, the model can use convolution to generate outputs across the sequence at the same time, improving computational efficiency and scalability.

Experimental Settings

Datasets. We provide details of the datasets used in our experiments in Table 5, showing the number of classes, training samples, and test samples for each. These datasets (Krizhevsky, Hinton et al. 2009; Stallkamp et al. 2011; Deng et al. 2009) are commonly used to evaluate backdoor attacks.

Training Setting. Following the training settings in Vim (Zhu et al. 2024a), we adopted an AdamW optimizer with a momentum of 0.9, a weight decay of 1×10^{-8} , a mixup rate of 0.8, a warmup learning rate of 1×10^{-5} , and an initial learning rate of 5×10^{-6} in our experiments. With a batch size of 128, we fine-tune the pre-trained model on

Dataset	Input size	Classes	Training data	Test data
CIFAR10	$3 \times 32 \times 32$	10	50,000	10,000
GTSRB	$3 \times 32 \times 32$	43	39,209	12,630
ImageNet-1K	$3 \times 224 \times 224$	1000	1,281,167	100,000

Table 5: Statistics of datasets used in our experiments.

ImageNet-1K for three epochs. Furthermore, we performed the experiments using a single NVIDIA V100 GPU with 32GB RAM, which requires approximately 16 hours for the above experiments. Besides, for CIFAR10 and GTSRB, we set the patch size to 4, the embedding dimension to 256, and the model depth to 12, in contrast to the settings of 16, 192, and 24 used for ImageNet-1K. For DeiT (Touvron et al. 2021) and MambaOut (Yu and Wang 2024), we followed the original setting in the official code to train models. Since the pre-trained models are only available for ImageNet-1K, we trained the models from scratch on CIFAR10 and GTSRB.

Attacks Setting. We consider several backdoor attacks and follow the default configuration in Backdoor-Toolbox. Details of the poisoning rates are provided in Table 6, with the attacks in our experiments having a poisoning rate of less than 3%, except for WaNet. Furthermore, since Backdoor-ToolBox does not implement the clean-label attack (CLB) on GTSRB, we do not use this attack on GTSRB. Besides, our trigger pattern focuses on the large-size dataset, aiming to enhance backdoor effectiveness. Consequently, we have omitted experiments on CIFAR10 and GTSRB.

	BadNets	Blend	SIG	Refool	TaCT
CIFAR10	1%	1%	2%	1%	2%
	Dynamic	ISSBA	WaNet	Adv-Patch	Adv-Blend
	1%	2%	5%	1%	1%
	BadNets	Blend	SIG	Refool	TaCT
GTSRB	1%	1%	2%	1%	0.5%
	Dynamic	ISSBA	WaNet	Adv-Patch	Adv-Blend
	0.3%	2%	5%	0.5%	0.3%

Table 6: Poisoning rate of attacks used in our paper

More Experimental Results

Visualization of Backdoor Attacks. For clarity, we present visualization results of the backdoor attacks used in this paper, as shown in Fig. 6, using examples from CIFAR10. These include both visible and invisible types, as well as adaptive attacks (Qi et al. 2023) such as Adv-Patch and Adv-Blend.

Results of Loss Changes. In Fig. 7, we present the loss changes of Vim across different triggers during fine-tuning. Generally, effective backdoors lead to faster convergence in the model, resulting in lower overall loss. As observed, the pre-trained model fine-tuned on clean data exhibits a relatively higher loss. In contrast, the models with backdoors show lower losses, with our backdoor achieving the lowest. This supports the effectiveness of our main paper stated.




Figure 6: Example images of backdoored samples from CIFAR-10 dataset with 11 attacks.

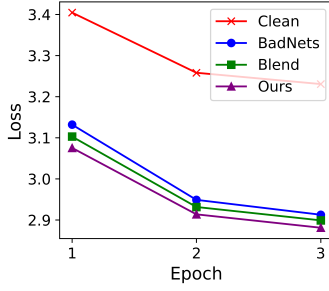


Figure 7: Loss changes on different backdoors during fine-tuning.

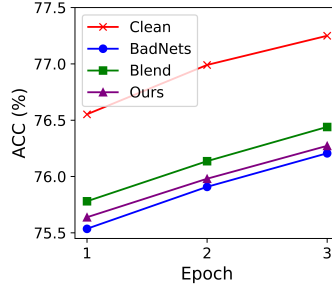


Figure 8: Accuracy changes on different backdoors during fine-tuning.

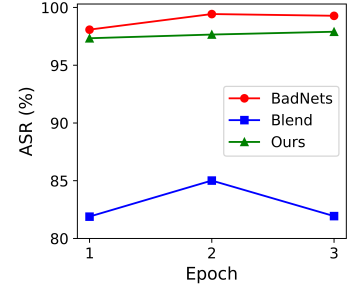


Figure 9: ASR changes on different backdoors during fine-tuning.

Results of Clean Accuracy. As shown in Fig. 8, fine-tuning the pre-trained model on clean data achieves higher accuracy compared to the models trained with the three types of poisoned data. Although the backdoored models do not match the accuracy of the clean model, the decreases are negligible (less than 1%). The clean accuracy of our proposed is between BadNets and Blend.

Results of Attack Success Rate. Fig. 9 shows the results of backdoor attacks. As for fine-tuning the pre-trained model on ImageNet-1K, we find that BadNets achieves an ASR of over 99%, while Blend approaches 82%. This indicates that the VSS model remains susceptible to patch-wise triggers. However, as we mentioned, patch-wise triggers are ineffective after patch processing. Our trigger pattern not only overcomes this defense but also maintains effectiveness comparable to BadNets.

Further Elaboration on Backdoor Robustness in VSS

From the perspective of model comparison, we reveal that the VSS model is more vulnerable than Gated CNNs. This is because that the VSS model focuses on local features by dividing images into patches to understand relationships within long sequences, whereas the Gated CNNs capture global features across entire images using well-designed convolution layers. The Gated CNN model recognizes broader patterns and semantic information within the image. However, most VSS models combine the Gated CNN block with the advanced SSM mechanism. As we mentioned, the timestamp Δ is used to transform the parameters to the continuous version. The hidden state establishes

a causal relationship between the patch x_t and its corresponding label y_t . This suggests that the SSM mechanism shares similarities with the attention mechanism in Transformers. While this combination enhances performance in vision tasks (*i.e.*, excel at the long-sequence input), it also makes the model more susceptible to learning targeted behaviors from poisoned data, even with just a few epochs.