

# Enhancing Audio–Language Models through Self–Supervised Post–Training with Text–Audio Pairs

Anshuman Sinha,<sup>1</sup> Camille Migozzi,<sup>1</sup> Aubin Rey,<sup>1</sup> and Chao Zhang<sup>1,2</sup>

<sup>1</sup>*College of computing, Georgia Institute of Technology, Atlanta, GA*

<sup>2</sup>*corresponding author: chaozhang@gatech.edu*

Research on multi-modal contrastive learning strategies for audio and text has rapidly gained interest. Contrastively trained Audio-Language Models (ALMs), such as CLAP, which establish a unified representation across audio and language modalities, have enhanced the efficacy in various subsequent tasks by providing good text aligned audio encoders and vice versa. These improvements are evident in areas like zero-shot audio classification and audio retrieval, among others. However, the ability of these models to understand natural language and temporal relations is still a largely unexplored and open field for research. In this paper, we propose to equip the multi-modal ALMs with temporal understanding without losing their inherent prior capabilities of audio-language tasks with a temporal instillation method **TeminAL**. We implement a two-stage training scheme TeminAL A & B, where the model first learns to differentiate between multiple sounds in TeminAL A, followed by a phase that instills a sense of time, thereby enhancing its temporal understanding in TeminAL B. This approach results in an average performance gain of 5.28% in temporal understanding on the ESC-50 dataset, while the model remains competitive in zero-shot retrieval and classification tasks on the AudioCap/Clotho datasets. We also note the lack of proper evaluation techniques for contrastive ALMs and propose a strategy for evaluating ALMs in zero-shot settings. The general-purpose zero-shot model evaluation strategy **ZSTE**, is used to evaluate various prior models. ZSTE demonstrates a general strategy to evaluate all ZS contrastive models. The model trained with TeminAL successfully outperforms current models on most downstream tasks. Github: [link](#)

## I. INTRODUCTION

Audio, text, and images are among the most prevalent forms of information data. Developing models with multi-modal capabilities is well recognized as a path forward toward artificial general intelligence [1, 2]. In the field of multi-modal learning, contrastive learning has emerged as an effective strategy for training models on extensive, less-structured internet-sourced data [3–5]. Contrastive learning-based models have demonstrated exceptional adaptability across a range of related tasks, such as image classification [6, 7], natural language processing [8] and speech processing [9], making them a crucial area of research in multi-modal machine learning. One notable early model in this domain is CLIP, developed by Radford *et al.* [3]. CLIP learns the relationship between text and images, aligning them in a common latent domain. It stands out as a groundbreaking vision-language model, facilitating essential tasks such as formulating image captions [10] and generating images from text [11].

Similar work on contrastive learning has been extended to other multi-modal domains, such as video-language [12–17] and audio-language models [18–23]. Contrastive models generally excel in relating different modalities through their learned embedding and performing similarity-based retrieval tasks. These multi-context encoders integrate well with other downstream models, such as retrieval and open-ended generation models [24–27]. However, previous authors have shown the limitations of audio-language models in truly understanding natural language while learning the relationship between texts and audio [23, 28], an illustration demonstrating some of the concerned examples is shown in table I. Critical applications like medical procedures, assembly instructions, commercial user applications, cooking instructions, and language learning may suffer from mistaken outputs in either text or audio settings.

Wu *et al.* [23] reveal that current audio-language models (ALMs) are biased towards retrieving nouns and

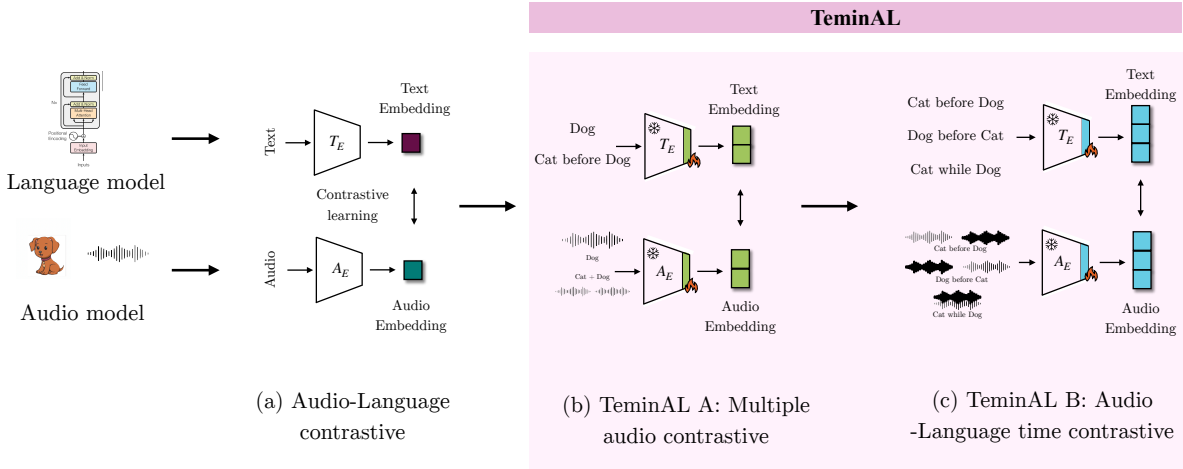


Figure 1: The overview of TeminAL where we are post-training original CLAP encoders  $T_E$  and  $A_E$  with our **TeminAL** method to get  $T_E^t$  and  $A_E^t$ . The novel two-step training of TeminAL A and TeminAL B shows a general purpose post-training of contrastive learning models.

verbs, neglecting complete sentence context. They trained an ALM using captions stripped of all but nouns and verbs, which surprisingly performed as well or better than models trained on full, non-shuffled captions. This highlights that ALMs can excel in benchmarks without necessarily demonstrating compositional reasoning capabilities, challenging the importance of holistic sentence understanding in these models. Recent studies highlight limitations in models like CLIP’s ability to understand language reasoning despite extensive training datasets [29–31], suggesting that the focus of contrastive pre-training on retrieval tasks allows such models to excel in retrieval-based benchmarks without a robust compositional grasp. In response, Ghosh *et al.* [28] critique existing audio-retrieval benchmarks, revealing ALMs’ superficial success without true compositional understanding. They introduce CompA-CLAP, an evolved audio-language model enhanced with innovative contrastive training techniques which tries to instill language and attribution through their own modification of contrastive training.

We approach the problem in similar way in the sense of modifying the contrastive training method, but we do it in a multi-stage hierarchical training which first makes the model understand multiple sound events and then tries to make it learn the temporality of the events. One reason for the suboptimal performance of contrastive learning loss is that it only includes similarities between text and audio pairs without attention to language (Proposition 1, appendix A 2 a). To address the issues of contrastive model lacking the sense of time, we propose a novel self-supervised contrastive learning paradigm for post-training the model. Inspired by the work of Bagad *et al.* [32] on instilling time in video-language models, we aim to improve ALMs’ understanding of the relationship between modalities. The multi-step post-training process enables the model to grasp the complex task of time adaptation (details in section III). The work approaches the problem of time-instillation in two stages, as shown in fig. 1, with details of methodology discussed in section III.

Our work examines current zero-shot model evaluation methods, which often depend on basic similarity-based retrieval accuracies and single zero-shot techniques or utilize large language models (LLMs) as evaluators. These methods have demonstrated limitations and biases [33–36]. Previous models have been evaluated for their test of time [37–42], but these evaluations never try to test the model’s capability of general language and time-understanding. To address this, we propose a step-by-step method of zero-shot evaluation that poses sequentially complicated tasks for a general-purpose solution (details discussed in algorithm 1).

**Main contributions.** The following are the main outlines of our contribution in this work, to the best of

our knowledge the following have never been implemented in the current state of the art model:

- We show the current ALMs fails to capture the correct temporal relation between audio and texts.
- We propose a general purpose two step post-training scheme **TeminAL: Temporal Instillation in Audio-Language Models** for multi-modal ALM models. The method aimed towards developing temporally aware contrastive audio and text encoders which can be employed in various close and open ended generation models as described in section III D.
- We propose a general purpose scheme **ZSTE: Zero Shot Temporal Evaluation of Zero-Shot** evaluation for contrastive models. The sequentially complicated evaluation strategy can be extended to any zero-shot model as described in section IV B.

## II. BACKGROUND AND RELATED WORK




Category	Audio	Text 1	Text 2
Cooking Instructions		“Cook the vegetable, then marinate.”	“Marinate the vegetable, then cook”
Assembly Instructions		“First, flip the table upright, then attach legs.”	“First, attach legs to the table upside-down”
Medical Procedures		“Apply medication after bandaging.”	“Bandage the wound after applying medication”

Table I: **Task of Motivation:** Above shows examples of correct and incorrect sequences in multimodal model processing, which one among the above examples do you think is correct?

### A. Foundation models and Multi-modal text-audio learning

The recent advancement of Pretrained Foundation Models (PFMs) has extended beyond the realms of text, images, and graphical data, delving into extensive studies on auditory [43], visual [44], combined text-image [3, 24], and multi-data formats [45, 46]. Additionally, there has been a growing exploration of integrated PFMs that encompass multiple modalities. In this segment, we present an overview of various sophisticated and comprehensive PFMs that illustrate these advancements. Models that contrast audio and visual data have been employed for pinpointing the source of sounds in images [47, 48], retrieving information across different modalities [49], and classifying data in a zero-shot manner [20, 50]. Additionally, there’s an increasing focus on models that pair audio with text, as demonstrated by the DCASE competition focused on retrieving audio based on language cues [51]. PFMs have been effectively utilized in categorizing and tagging musical audio by genre [52], identifying environmental sounds through language descriptors [53–56], and performing classification tasks without prior exposure to the data [18, 53–56]. There have been various open ended model as well [22, 57–59], which are applicable for open ended QnA capabilities. However, our work focuses on close contrastive learning models which can be used for developing better audio encoders for open generation.

Current trends are moving towards using language in auditory systems, showing a growing interest in combining language and sound in applications. Innovations such as converting written text into audio outputs (as seen in the work of [60–62]) alongside the transformation of text into musical compositions by Agostinelli *et al.* [63] are becoming increasingly prominent. Additional endeavors include using textual prompts to

differentiate sound sources (explored by Liu *et al.* [64]) and the generation of audio descriptions as shown by [22, 65] as fusion of linguistic algorithms with sound encoding techniques, redefining all auditory-based assignments as text-creation challenges. Their model, named Pengi [22], has set a new benchmark in 22 different tasks, underscoring the potential of integrating verbal modalities to bolster the functionality of audio systems. Predominantly, these innovations are powered by either a textual or an auditory encoder to fulfill their designated functions. Meanwhile, models like CLAP, CLAP-Laion, Compa etc [18, 28] distinguishes itself by mastering a unified conceptual framework that bridges the auditory and linguistic domains, demonstrating extraordinary capabilities in executing tasks without prior specific training, thus emerging as an influential archetype for interdisciplinary comprehension and interactions.

## B. Self Supervised learning and Post-training

**Self-Supervised Learning (SSL)** represents a paradigm shift in machine learning, particularly in the field of natural language processing (NLP) and Computer Vision [66, 67]. It refers to a learning process where the model is trained to predict parts of its input from other parts of its input, using the inherent structure of the data itself as supervision. **Contrastive learning** is an approach within SSL that seeks to learn effective representations by contrasting positive examples against negative examples [3–7]. It leverages unlabeled data and frames the learning process as a discrimination task, where the algorithm learns to identify which data samples are similar or dissimilar. This form of representation learning has shown remarkable success in various domains, particularly in natural language processing and computer vision, enabling models to achieve state-of-the-art performance on a variety of downstream tasks [6, 7] **post-training** a novel approach in model training involves an additional self-supervised pretraining phase, applied to an already pre-existing image or video-language model, using a limited set of video data prior to downstream task assessment [15, 68]. This method is advantageous as it bypasses the substantial expenses associated with initial training on vast datasets. Luo *et al.* [15] describes utilizing static mean-pooling during this post-training phase, whereas Xue *et al.* [68] focuses on diminishing the discrepancy between the domains of image captions and video subtitles. Within the unsupervised learning paradigm, post-training is usually done with limited active parameters of the parent model, such that the strengths of the parent model are not lost.

## C. Zero-shot inference: Why the classical ZS retrieval isn’t a good measure?

Zero-shot inference enables models to recognize unseen classes or concepts, unlike traditional supervised learning, which relies on labeled data with examples from each target class [69, 70]. Zero-shot learning allows for generalization and predictions on unseen classes. Previous research in contrastive learning downstream tasks shows high performance on audio-retrieval benchmarks without proper word order [3, 43]. However, these benchmarks often contain only a single acoustic event and lack compositional complexity [71].

In traditional audio classification, models are trained on specific classes, such as musical genres or environmental sounds. Zero-shot audio classification, however, requires the model to classify audio samples into previously unseen classes. For instance, a model trained on sounds of animals and vehicles should be able to classify new sounds, like “machinery” or “insects” [72]. fig. 2 illustrates the zero-shot audio classification process: a sound is selected, and its class is predicted using class text prompts [73]. Both audio and text undergo encoding through an audio encoder and a text encoder, respectively, with the cosine similarity metric determining the audio’s class [74]. Audio retrieval involves finding relevant audio clips based on a query. In zero-shot audio retrieval, the model retrieves audio clips from unseen classes. For example, a model trained on spoken words and ambient sounds should retrieve clips for queries like “birdsong” or “ocean waves”, even if these were not included in the training data [75]. Similar to classification, zero-shot audio retrieval



leverages class information to understand semantic relationships and generalize to new concepts. fig. 3 shows the zero-shot audio retrieval process: a prompt is selected, and various audio clips are encoded. The cosine similarity metric then determines the matching audio clip [76].

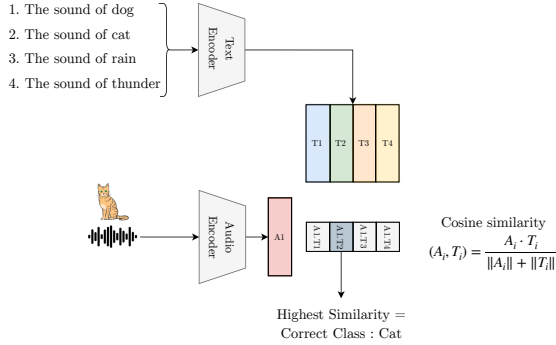


Figure 2: Zero Shot Audio Classification

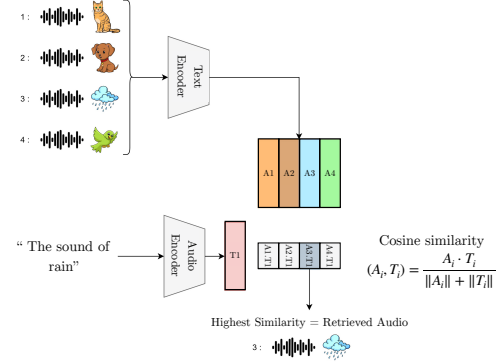


Figure 3: Zero Shot Audio Retrieval

### III. METHODOLOGY

In this section, we describe the detailed description of our methodology. The fundamental ideas revolve around our innovative approach of post-training on our curated dataset. Kindly refer to our list of symbols in appendix A 1 for clarity of notations.

#### A. Preliminaries

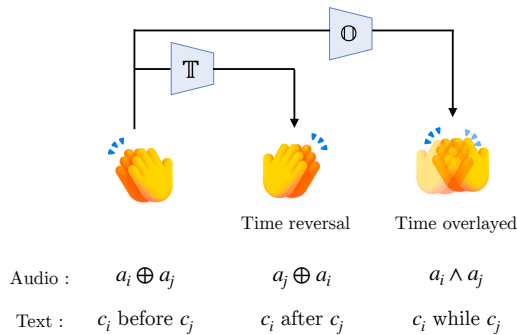


Figure 4: Temporal Augmentations

relationship, where  $\tau_t$  can either be preceding or succeeding as prompted by  $\{before\}$  or  $\{after\}$  and we define  $\tau_o$  for overlapping language prompt  $\{while\}$ . Following which  $c_{ij}$  is represented as  $[c_i : \tau_t; c_j]$ , merging the transcripts in a manner that it reflects the temporal relation  $\tau = \{\tau_t, \tau_o\}$ . Later in section III B, we relate  $[a_i \oplus a_j]$  with  $[a_j \oplus a_i]$  using mathematical operators. It should be noted that the arrangement of  $a_i$  and  $a_j$

**Introduction to Fundamentals.** Consider  $\mathcal{A}$  as the domain of audio recordings and  $\mathcal{C}$  as the set of corresponding textual transcripts (contexts).

For any two discrete and non-overlapping audio clips  $\{a_i, a_j\}$  within  $\mathcal{A}$ , let their relevant transcripts be  $\{c_i, c_j\}$  in  $\mathcal{C}$  (We denote the space of texts with ‘ $c$ ’ in order to differentiate it with symbols of time ‘ $t$ ’).

We define an integrated segment that respects the sequential order as  $(a_{ij}, c_{ij})$ , with  $a_{ij}$  constructed by the operation  $[a_i \oplus a_j]$ , which concatenates the two audio clips as marked by the operator  $\oplus$  which shows the concatenation operation also shown in fig. 4. Similarly for contexts, we first introduce  $\tau = \{\tau_t, \tau_o\}$  to represent a sequential

within  $a_{ij}$  may vary depending on the value of  $\tau_t$ . The same is applicable for overlapping sounds  $(a_j, a_j)$ , for which the overlapping texts can be represented by  $[c_i : \tau_o; c_j]$ , which essentially means “ $c_i$  while  $c_j$ ” with overlaid audios  $[a_i \wedge a_j]$ . For simplicity, we will refer to the composite audio-text pair  $(a_{ij}, c_{ij})$  as  $(a, c)$ , except where additional specificity is required.

### B. Data-processing: Designing our training data.

The dataset for our post-training study was meticulously curated from publicly available audio-text pairs, we specifically select the ESC-50 dataset for the current study. The dataset selection and processing is described in detail in appendix A 3. We introduce a temporal inversion function  $\mathbb{T}$  and temporal overlay  $\mathbb{O}$  to represent the transformation of audio and text training data to form the temporally inverted samples and temporally overlapped samples as shown in eq. (1) & eq. (2) for the temporal inversion and eq. (3) & eq. (4) for temporally overlapped samples. This function is designed to operate on pairs of simultaneous audios  $(a_i, a_j)$  or transcription sequences  $(c_i, c_j)$  where sequences in both these sets are initially non-overlapping. We show temporal addition/ concatenation of the pair of audios by  $a_j \oplus a_i$  and overlaying of the audio pair by  $a_j \wedge a_i$ . Meanwhile temporal addition and overlaying of texts are shown as  $c_j; \tau_t; c_i$  and  $c_j; \tau_o; c_i$  respectively and follows the same convention as mentioned in section III A.

$$\mathbb{T}(a) = \mathbb{T}([a_i; a_j]) := [a_j \oplus a_i] \quad (1)$$

$$\mathbb{T}(c) = \mathbb{T}([c_i; c_j]) := [c_j; \tau_t; c_i] \quad (2)$$

$$\mathbb{O}(a) = \mathbb{O}([a_i; a_j]) := [a_j \wedge a_i] \quad (3)$$

$$\mathbb{O}(c) = \mathbb{O}([c_i; c_j]) := [c_j; \tau_o; c_i] \quad (4)$$

It is essential to recognize that  $\mathbb{T}$  does not literally reverse time within the audio tracks, rather it rearranges the sequence of events within the compiled segments. Our goal is to cultivate a model capable of distinguishing an original audio-text pair  $(a, c)$  from both of its temporally inverted counterpart  $(a, \mathbb{T}(c))$ , and also  $(\mathbb{T}(a), c)$ ; furthermore to contrast all of these from the overlaid text-audio pair as  $(\mathbb{O}(a), c)$  (which is the same as  $(a, \mathbb{O}(c))$ ). So a typical training batch would look like  $B_{a_B} = \{a, \mathbb{T}(a), \mathbb{O}(a)\}$  for the audio and  $B_{t_B} = \{c, \mathbb{T}(c), \mathbb{O}(c)\}$  for the text. The details for our data-preparation method is described in algorithm 3. As described earlier in section I we have a hierarchical 2-stage training process TeminAL A followed by TeminAL B. The text-audio dataset  $\{B_{a_B}, B_{t_B}\}$  is used to train TeminAL B. While the first pretraining TeminAL A, works on learn single sounds and multiple sounds thus the input data in the batch doesn't consists of time-reversed data, it's made up of  $B_{a_A} = \{a_i, a_i \oplus a_j \forall i, j \in \{1, N\}\}$  the audio and  $B_{t_A} = \{c_i, c_i \oplus c_j \forall i, j \in \{1, N\}\}$  for the text.

### C. Preliminaries of post-training with SSL

The input texts and audios are first converted to machine level embedding; let the processed embedding for audio be  $x_a$  such that  $x_a \in \mathbb{R}^{F \times T}$ , where ‘F’ indicates the frequency components (for instance, the Mel frequency bins) and ‘T’ signifies the number of temporal segments. We denote the corresponding textual data as  $x_c$  for a given sample. Within a given batch containing ‘N’ instances of text-audio data, each audio and corresponding text are symbolized as  $\{X_a, X_c\}_i = \{x_a, x_c\}$ , with ‘i’ spanning from 0 to N. Dropping the index ‘i’ for brevity, we refer  $\{X_a, X_c\}$  to symbolize a collection of ‘N’ audio-text pairs. Each audio segment and its corresponding text description are processed through dedicated encoders. Denote  $f_a(\cdot)$  as the function

characterizing the audio encoder, and  $f_c(\cdot)$  as that for the text encoder. For an ensemble of size  $N$ , we have:

$$z_a = f_a(X_a) \in \mathbb{R}^{N \times d}; \quad z_c = f_c(X_c) \in \mathbb{R}^{N \times d} \quad (5)$$

where  $\{z_a\}_i = e_a = f_a(x_a) \quad \forall i \in \{1, N\}$  and  $\{z_c\}_i = e_t = f_c(x_c) \quad \forall i \in \{1, N\}$  are the audio and text encoding respectively. Subsequently, to assess the contrast between the embeddings  $z_a$  and  $z_c$ , we calculate their similarity using the standard relation as shown in eq. (6):

$$C = \tau \cdot (z_c \otimes z_a^\top) \quad (6)$$

In this context, ‘ $\tau$ ’ acts as a scaling constant that modulates the logarithmic scale after implementing the softmax as shown later in part D. The similarity matrix ‘ $C$ ’ in  $\mathbb{R}^{N \times N}$  is composed of ‘ $N$ ’ compatible pairs along its diagonal and  $N^2 - N$  non-compatible pairs elsewhere. The final scalar objective function ‘ $\mathcal{L}$ ’ is established as:

$$\mathcal{L} = 0.5 \cdot (\ell_{text}(C) + \ell_{audio}(C)) \quad (7)$$

where  $\ell_k = \frac{1}{N} \sum_{i=0}^N \log(\text{diag}(\text{softmax}(C)))$  computed across the textual and auditory dimensions respectively. This symmetric cross-entropy loss facilitates the joint optimization of the audio and text encoders alongside their corresponding linear transformations. We will use this preliminary derivation in later sections.

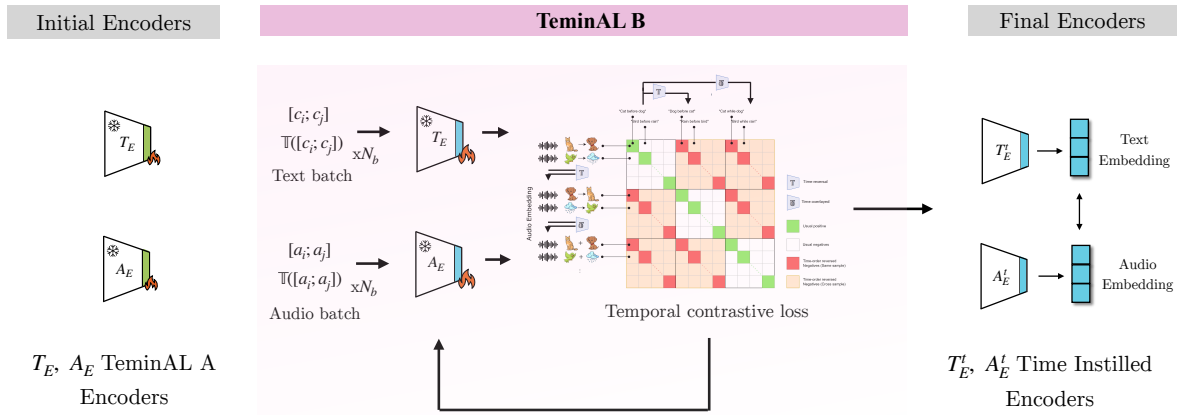


Figure 5: The overview of TeminAL B where we are post-training original CLAP encoders  $T_E$  and  $A_E$  with our **TeminAL** method to get  $T_E^t$  and  $A_E^t$ .

#### D. Objective function for TeminAL: What addition we propose on classical contrastive learning

We propose a multi-stage training methodology, as shown in fig. 1 for our current 2-stage training. The methodology is designed such that each model is trained on a sub-set of previous models space. For TeminAL

As we first train the model to become able enough to differentiate multiple sounds from one single sound, subsequently in Teminal B we train the model further to understand and differentiate between temporally different sounds along with corresponding text labels for these different sounds. For both of our training stages we employ the method of contrastive learning with modified infoNCE loss function [77], which is described further in this section as well as detailed in appendix A 4. Context (text) and audio encoding are obtained through respective encoders, resulting in embedding denoted as ‘ $C_e$ ’ and ‘ $A_e$ ’ as shown in fig. 5. These embeddings are then used to construct a (batch  $\times$  batch) matrix, focusing on the identification of both positive and negative pairs (refer to Figure 6 and Figure 7). The embeddings are then used to calculate and similarity scores which are further used to compute the modified infoNCE loss function which is detailed in the following section. The process involves transforming logits obtained from the similarity score through a Softmax function to obtain probabilities eq. (9) and eq. (10), which are then evaluated using cross-entropy against the true labels. Our method computes the loss as the sum of two components: Loss texts ( $L_t$ ) and Loss audio ( $L_c$ ) eq. (8) and eq. (14). The text loss, derived from the model, aims to optimize the selection of texts from ‘ $n$ ’ possible options produced by  $C_e$  eq. (8). Similarly, the audio loss, obtained from the audio encoder, works on improving audio embeddings eq. (14). This dual-component loss ensures symmetric training and enhancement of both context ( $C_e$ ) and audio ( $A_e$ ) encoders. The overall process is shown schematically in Figure 5.

Contrasting with traditional contrastive loss functions, our approach does not solely focus on reinforcing true positives. Instead, it aims for making the encoding be more sensitive towards samples which are reversed and overlapping in time by modifying the terms of the actual infoNCE loss eq. (9) and eq. (10). For temporal alignment, we adopt a tailored adaptation of the InfoNCE loss function in both Teminal A and B. This is used to discern the temporal sequence of audio-text pairs. Taking a time-aligned audio-text pair ( $a, c$ ) following section III A, we formulate a loss function that maintains the chronological order in the pair. The only difference being the components of the loss function. In this function The batch of training data for Teminal A is defined as  $B_{t_A} = \{B_{t_s}, B_{t_d}\}$  for the text batch (which actually stands for the batch of texts corresponding to single audio and dual stitched audio respectively, same for batch of audio samples) and follows our previous notations from section III B and  $B_{a_A} = \{B_{a_s}, B_{a_d}\}$  and for Teminal B is defined as  $B_{t_B} = \{B_{t_f}, B_{t_r}, B_{t_o}\}$  for the text batch and  $B_{a_B} = \{B_{a_f}, B_{a_r}, B_{a_o}\}$  (which actually stands for the batch of texts corresponding to forward time audio, reversed time audio and time-overlaid audio respectively, same for batch of audio samples) follows the same convention as section III B. These batches of data are further sent ahead to the encoders which convert them into audio and text embedding respectively which in turn moves forward in our training pipeline as discussed before.

Further, in this work the encoders are not trained from scratch, i.e we extend our framework by incorporating a pre-existing audio-language model, which includes a audio encoder  $f_\theta$  and a textual encoder  $g_\phi$  from the authors of CLAP by Elizalde *et al.* [18]. These pre-trained encoders are then post-trained to improve temporal accuracy while retaining baseline retrieval abilities (demonstrated in our results table II). Given the limited dataset, selective refinement of certain layers within  $\Theta = \{\theta, \phi\}$  is performed as also shown in schematically in fig. 1 and detailed in appendix A 4.

$$L_{t_B} = \sum_{(a,t) \in B} (TNCE_t(z_a, z_t) + TNCE_t(z_a, z_{\mathbb{T}(t)}) + TNCE_t(z_a, z_{\mathbb{O}(t)})) \quad (8)$$

To complete our model construct, in the following section we have explained the details of the loss function mathematically in equations eq. (10)–eq. (18). Earlier, we had seen the discussion on text and audio losses ( $L_t$  and  $L_a$ ), we now define them mathematically in the following equations. Here, TNCE stands for Temporal Noise Contrastive Estimation, a variant of the NCE loss tailored for temporal learning, and is calculated as:

$$TNCE_t(z_a, z_t) = -\log \frac{\exp(z_a \cdot z_t)}{\sum_{t' \in B_{t_f}} \exp(z_a \cdot z_{t'}) + C^{t_r} + C^{t_o}} \quad (9)$$

$$TNCE_t(z_a, z_{\mathbb{O}(t)}) = -\log \frac{\exp(z_a \cdot z_{\mathbb{O}(t)})}{\sum_{t' \in B_{t_o}} \exp(z_a \cdot z_{\mathbb{O}(t')}) + C^{t_c}} \quad (10)$$

In this expression eq. (8),  $B$  represents the batch of  $(a, t)$  pairs, and  $B_t$  is the set of text samples within the batch that serve as temporal negatives.  $C^{t_r}$  and  $C^{t_o}$  is an accumulation of negatives fashioned via time-reversal and time-overlay respectively, and is expressed as:

$$C^{t_r} = \alpha_{s_t} \exp(z_a \cdot z_{\mathbb{T}(t)}) + \alpha_{c_t} \sum_{t' \in B_{t_r} \setminus \{t\}} \exp(z_a \cdot z_{\mathbb{T}(t')}) \quad (11)$$

$$C^{t_o} = \alpha_{s_o} (\exp(z_a \cdot z_{\mathbb{O}(t)})) + \alpha_{c_o} \sum_{t' \in B_t \setminus \{o\}} \exp(z_a \cdot z_{\mathbb{O}(t')}) \quad (12)$$

$$C^{t_c} = \left( \exp(z_a \cdot z_t) + \sum_{t' \in B_{t_f} \setminus \{t\}} \exp(z_a \cdot z_{t'}) \right) + \left( \alpha_{s_t} \exp(z_a \cdot z_{\mathbb{T}(t)}) + \alpha_{c_t} \sum_{t' \in B_{t_r} \setminus \{t\}} \exp(z_a \cdot z_{\mathbb{T}(t')}) \right) \quad (13)$$

The loss function is constructed in such a way that it penalises the miss-classifications among the audio-text pairs. The loss formulations gives a handle on penalising the time-reversed samples and time-overlaid samples with the hyper-parameters  $\alpha_{s_t}$  and  $\alpha_{s_o}$ , we present a detailed analysis on effects of these hyper-parameters later in section III E. The total loss  $L_B$  for TeminAL B can then be written with  $L_{t_B}$  and  $L_{a_B}$ , which follows the same formulation as  $L_{t_B}$ , and the overall expression can be written as in eqs. (13) and (14). Detailed formulation for  $L_{t_B}$  and  $L_{a_B}$  have been provided in the supplementary section:

$$L_{a_B} = \sum_{(u,t) \in B} (TNCE_t(z_t, z_a) + TNCE_t(z_{\mathbb{T}(t)}, z_a) + TNCE_t(z_{\mathbb{O}(t)}, z_a)) \quad (14)$$

$$L_B = L_{t_B} + \beta(L_{a_B}) \quad (15)$$

After discussing the loss formulation of TeminAL B, we have similar formulation for TeminAL A. With necessary changes in the configuration of data within the batch ( $B_{a_A}$  and  $B_{t_A}$ ) as it's mentioned in the previous paragraph. The mathematical formulation of the contrastive loss function is described as follows:

$$L_{t_A} = \sum_{(\mathbb{T}(u), \mathbb{T}(t)) \in B} (TNCE_t(z_{t_s}, z_{a_s}) + TNCE_t(z_{t_d}, z_{a_d})) \quad (16)$$

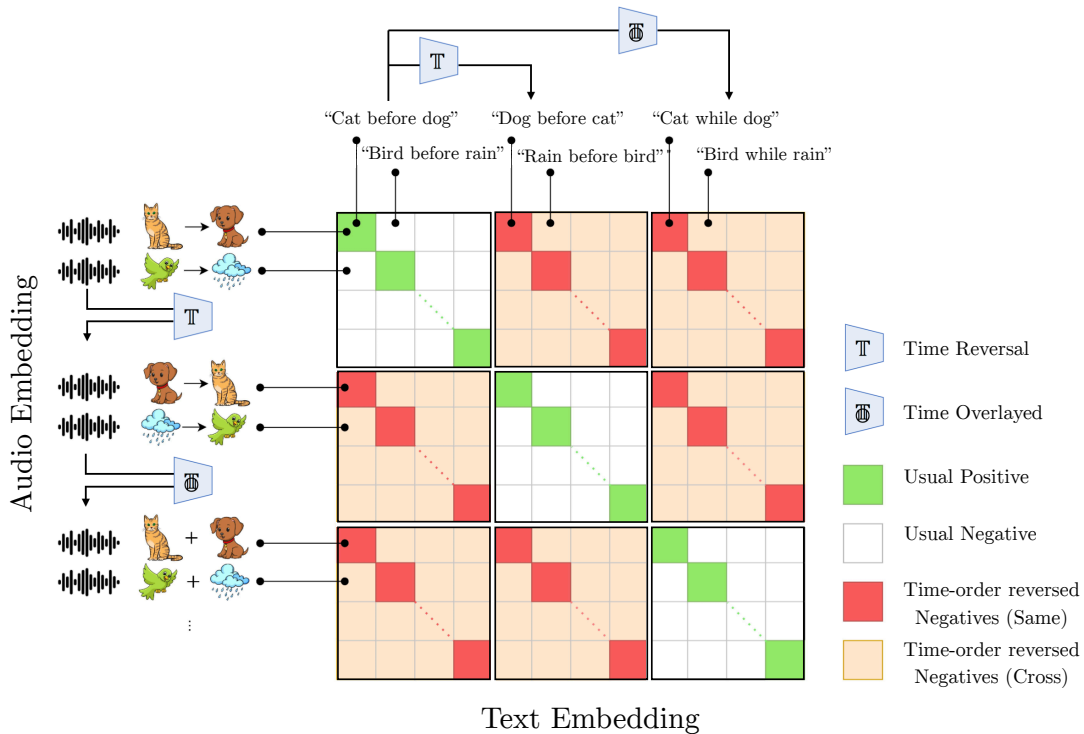


Figure 6: Our Temporal Contrastive Loss for TeminAL B.

$$L_{a_A} = \sum_{(\mathbb{O}(a), \mathbb{O}(t)) \in B} (TNCE_t(z_{a_s}, z_{t_s}) + TNCE_t(z_{a_d}, z_{t_d})) \quad (17)$$

$$L_A = L_{t_A} + \beta_A(L_{a_A}) \quad (18)$$

The loss function construction and mathematical derivation of  $L_A$  for TeminAL A is also detailed in appendix A 4.

### E. Details on hyper-parameters of the Loss formulation

The above loss function formulation introduces a set of hyper-parameters, variations of which results in temporal sensitivity of the encoders. The choice of  $\{\alpha_{s_o}, \alpha_{c_o}, \alpha_{s_t}, \alpha_{c_t}\}$  and  $\{\beta_A, \beta\}$ , which can be either 0 or 1, influences the properties of the adjusted model. For instance, an  $\alpha_{s_t}$  value of 1 promotes sensitivity to time-reversed sound sample, as we add a term  $\alpha_{s_t}(\exp(z_u \cdot z_{\mathbb{T}(t)}))$  to the denominator of eq. (9). The addition of term makes the encoders adapt to keep the entire sum of the terms equal to unity, which pushes the encoding of the non-similar pairs to a lower value. Thus the encoders learns a smaller value for dissimilar samples of the batch in the presence of the time-reversed sample hence increasing the sensitivity of the encoders accordingly. These coefficients are also key in modifying the model to suit different datasets. The paper describes a fig. 6 that shows how these coefficients extend the contrastive loss function over time, with the top three sub-squares



corresponding to  $(TNCE_t(z_u, z_t))$  and the middle third sub-squares to  $(TNCE_t(z_u, z_{\mathbb{T}(t)}))$  and the last three sub-squares  $(TNCE_t(z_u, z_{\mathbb{O}(t)}))$ . The top-left quadrant represents the standard contrastive loss on stitched pairs, while the positive and negative diagonal terms, indicated by green and red respectively, are crucial for incorporating temporal understanding into the model.

The key highlights of our loss function construct are as follows.  $\beta$  tends to make the loss add more terms to the loss function, which can be seen as adding more data samples to the training. The  $\alpha$  tries to add sensitivity of time-reversal and overlapping sounds to the model. If any of the  $\alpha = 0$  then it nullifies the effect of that sensitivity. While a higher value forces an Encoders to learn such representations which tries to make the denominator as small as possible. Upon addition of terms in the denominator, the re-aligned encoder now better understands the time-reversal or time-overlaid samples. If the hyper-parameters are not included then the loss function would converge to a similar value but the encoders will learn different similarity/ dissimilarity relations, but when included the loss function starts treat all the samples not equal and hence the encoder’s sensitivity increases.

## IV. EXPERIMENTS

### A. Base model

In our experimental setup, we employ and train a CLAP model, as indicated in reference Elizalde *et al.* [18], for our chosen contrastive model. Our approach utilizes transformer-based encoders for both audio and text. Specifically, we use the HTSAT model Chen *et al.* [78] as our audio encoder and the text encoder is derived from BERT Devlin *et al.* [79]. Each of these encoders is coupled with a linear transformation, known as the projection layer. We perform our training procedure on some of the final layers of both encoders and their respective projection layers the details of which are mentioned appendix A 6. Following the contrastive training phase, we do the following post-training. Note that the training procedure TeminAL developed in the paper is independent of the model used, However for a starting point we have used the basic foundational ALM CLAP Elizalde *et al.* [18].

### B. ZSTE and Downstream Tasks

**ZSTE: Zero Shot Temporal Evaluation** a general scheme to evaluate a contrastive learning-based model in zero-shot tasks, a structured methodology is applied. We have already discussed the need of using ZSTE in section section II C and it’s implementation details in algorithm 1 and algorithm 3. In this section we try to give a brief summary of its application in our current work. The procedure begins with preparing a dataset featuring diverse classes of the initial training data, some withheld during training for later testing. The model’s initial performance is gauged through basic classification tasks with these unseen classes in “Task 1” of ZSTE. In “Task 2” the model encounters increasingly complex scenarios, including overlapping features (here audio features) and novel composite classes (input text classes), to test its strength of contrastive learning and ability to differentiate multiple sounds. Further, in “Task 3” temporal comprehension is also assessed by having the model select between multiple temporally interchanged sequence events, akin to real-world situations. Additionally, in “Task 4” we test the model’s resilience to irrelevant features or noise is tested, highlighting its ability to focus on crucial information (Correct label) in distracting environments (Incorrect classes) and in “Task 5” we subject the model to out of distribution prompts in order to test its general audio-language understanding. This rigorous approach ensures a comprehensive assessment of the model’s zero-shot learning capabilities, vital for high-impact applications. And example scenario on application of ALM is discussed in appendix A 5. We encourage the community to make use of our base code for testing of

their models. The method is independent of the dataset used, hence the community is requested to use a subset of their training dataset for Tasks 1,2 and 3; while Tasks 4 and 5 are open-ended hence determining a dataset for their use doesn't make much sense. Thus it will depend on the use case of their downstream application. With this we wish to encourage the community towards using the evaluation scheme as a tool for model improvement rather than for establishing benchmarks.

---

**Algorithm 1 ZSTE: Zero Shot Temporal Evaluation;** evaluating Zero-Shot Temporal Classification Capabilities for General-purpose contrastive training multi-modal models. Implementation of ZSTE in our study is detailed in appendix A 5 also refer appendix A 5 a for detail on parameters.

---

- 1: **Input:** Dataset  $\mathcal{D}$ , Contrastive Learning-based Model  $\mathcal{M}$
  - 2: **Output:** Model evaluation scores for zero-shot tasks  $\mathcal{S}$
  - 3: **Initialization:**
  - 4: Load dataset  $\mathcal{D}$  and the contrastive learning-based model  $\mathcal{M}$
  - 5: **Task 1: Basic Zero-Shot Evaluation**
  - 6: Evaluate model's zero-shot capabilities on basic classification tasks  $\mathcal{T}_1$
  - 7: Measure accuracy by correct label identification for unseen classes refer algorithm 3:  $\text{Acc}_1 = \frac{1}{|\mathcal{U}|} \sum_{i \in \mathcal{U}} \mathbf{1}(\hat{y}_i = y_i)$
  - 8: Record baseline zero-shot performance  $\text{Acc}_1$
  - 9: **Task 2: Zero-Shot with Overlapping Features**
  - 10: Test model's ability to discern overlapping or composite features  $\mathcal{T}_2$
  - 11: Measure accuracy based on correct label predictions for unseen composite instances refer algorithm 3:  $\text{Acc}_2 = \frac{1}{|\mathcal{C}|} \sum_{j \in \mathcal{C}} \mathbf{1}(\hat{y}_j = y_j)$
  - 12: Record and analyze performance degradation or improvement  $\mathcal{S}_2$
  - 13: **Task 3: Temporal Relationship Comprehension**
  - 14: Present model with unseen sequences  $\mathcal{Q}$  to assess temporal relationship understanding  $\mathcal{T}_3$
  - 15: Measure accuracy in identifying the correct order of events refer algorithm 3:  $\text{Acc}_3 = \frac{1}{|\mathcal{Q}|} \sum_{k \in \mathcal{Q}} \mathbf{1}(\hat{o}_k = o_k)$
  - 16: Evaluate against known sequences to determine zero-shot temporal comprehension  $\mathcal{S}_3$
  - 17: **Task 4: Resistance to Irrelevant Features**
  - 18: Challenge model with unseen data  $\mathcal{N}$  that includes irrelevant features  $\mathcal{T}_4$
  - 19: Determine model's ability to ignore noise and focus on relevant zero-shot features:  $\text{Acc}_4 = \frac{1}{|\mathcal{N}|} \sum_{l \in \mathcal{N}} \mathbf{1}(\hat{y}_l = y_l)$
  - 20: Assess confusion metrics and resilience to irrelevant data  $\mathcal{S}_4$
  - 21: **Task 5: Generalization to Novel Scenarios**
  - 22: Evaluate model's generalization to completely novel zero-shot scenarios  $\mathcal{T}_5$
  - 23: Measure model's performance on tasks with new contexts or relationships refer algorithm 3:  $\text{Acc}_5 = \frac{1}{|\mathcal{X}|} \sum_{m \in \mathcal{X}} \mathbf{1}(\hat{y}_m = y_m)$
  - 24: Test for understanding of complex temporal sequences and novel feature combinations  $\mathcal{S}_5$
  - 25: **Conclusion:**
  - 26: Compile and compare evaluation scores across all tasks  $\mathcal{S} = \{\mathcal{S}_1, \mathcal{S}_2, \mathcal{S}_3, \mathcal{S}_4, \mathcal{S}_5\}$
  - 27: Determine model's strengths and weaknesses in zero-shot learning
  - 28: Provide insights into model's potential real-world applicability
  - 29: **return** Compiled evaluation scores  $\mathcal{S}$ , insights, and potential applications
- 

To assess the capabilities of our model, TCLAP (Our model, which CLAP post-trained with TeminAL A and B), and compare them to our baseline model, CLAP, we designed a series of experiments focusing on the Zero Shot Classification task, an extensively used downstream task in the context of CLAP. These experiments were specifically tailored to shed light on TCLAP's strengths and potential improvements over CLAP, particularly in scenarios involving sound classification tasks with varying complexities. The details of how we implement ZSTE on our model TCLAP is shown in appendix A 5.

## V. RESULTS

In this section, we present the outcomes of our experiments across various downstream tasks. Our initial focus is on evaluating our model’s performance on audio and text retrieval tasks. The results are compared across both closed and open-ended models, as shown in Tables II and III respectively. We observe that our model TCLAP, outperforms most of the existing models in both closed and open-ended categories in terms of retrieval tasks. Specifically, TCLAP demonstrates superior performance in key metrics such as R@1, R@5, and R@10 for both text-to-audio (T-A) and audio-to-text (A-T) retrievals. Our results underscore the effectiveness of our contrastive training procedure, which is applied both in the pre-training phase of CLAP and our subsequent post-training phase with TeminAL. Notably, the data indicate that our approach maintains the initial contrastive knowledge acquired during pre-training, as evidenced by the retention of strong retrieval performance. However, it is important to note that these retrieval results do not fully capture the capabilities of temporal understanding as mentioned in section I, which is a critical aspect of our model’s design. This limitation is addressed through our Zero-Shot Temporal Evaluation (ZSTE) strategy, discussed in the following sections. By moving beyond retrieval tasks, ZSTE provides a comprehensive evaluation of our model’s temporal reasoning abilities, showcasing the robustness and versatility of our approach.

Model	T-A Retrieval			A-T Retrieval		
	R@1	R@5	R@10	R@1	R@5	R@10
MMT	36.1 / 6.7	72.0 / 21.6	84.5 / 33.2	39.6 / 7.0	76.8 / 22.7	86.7 / 34.6
ML-ACT	33.9 / 14.4	69.7 / 36.6	82.6 / 49.9	39.4 / 16.2	72.0 / 37.6	83.9 / 50.2
CLAP	34.6 / 16.7	70.2 / 41.1	82.0 / 54.1	41.9 / 20.0	73.1 / 44.9	84.6 / 58.7
CLAP-LAION	36.2 / <b>17.2</b>	70.3 / 42.9	82.5 / 55.4	45.0 / <b>24.2</b>	76.7 / 51.1	88.0 / 66.9
CompA-CLAP	36.1 / 16.8	<b>78.6</b> / 43.5	<b>90.2</b> / <b>56.1</b>	47.8 / 23.9	83.5 / 50.7	<b>90.2</b> / <b>67.6</b>
<b>TCLAP(ours)</b>	<b>37.5</b> / 16.4	77.8 / <b>44.0</b>	89.5 / 56.0	<b>49.2</b> / 23.1	<b>85.1</b> / <b>52.2</b>	87.8 / 66.4

Table II: Comparison of models on text-to-audio (T-A) and audio-to-text (A-T) retrieval tasks. Performance of Text-to-Audio and Audio-to-Text retrieval on AudioCap/Clotho dataset. The values for other models have been taken from previous publications [18, 28].

Model	T-A Retrieval			A-T Retrieval		
	R@1	R@5	R@10	R@1	R@5	R@10
Pengi	36.2 / 9.4	76.0 / 26.1	86.8 / 36.7	16.9 / 7.0	72.8 / 22.7	84.5 / 34.6
Qwen-Audio	39.1 / 16.2	78.9 / 45.8	87.1 / 57.2	38.0 / 16.1	73.2 / 23.3	85.0 / 35.1
Audio Flamingo	<b>41.9</b> / <b>18.0</b>	<b>80.2</b> / <b>46.3</b>	<b>93.9</b> / <b>58.0</b>	38.9 / 17.01	78.9 / 44.0	85.7 / 55.8
CLAP	34.6 / 16.7	70.2 / 41.1	82.0 / 54.1	41.9 / 20.0	73.1 / 44.9	84.6 / 58.7
<b>TCLAP(ours)</b>	37.5 / 16.4	77.8 / 44.0	89.5 / 56.0	<b>49.2</b> / 23.1	<b>85.1</b> / <b>52.2</b>	87.8 / 66.4

Table III: Comparison of models with open-ended generation models on Text-Audio and Audio-Text retrieval performance on the AudioCap/Clotho dataset. The results for previous models have been taken from [18, 22].

For retrieval in open-ended generation models, we use a consistent prompt style as mentioned in [22].

To evaluate our model’s performance on Zero-Shot Temporal Evaluation (ZSTE), we first determined the optimal hyper-parameters through parametric variations, as shown in Table IV. The results for Task 1 require the model to excel in the initial pre-training task. As we introduce terms with the loss coefficients during post-training, the competitive results of T-CLAP compared to CLAP indicate that our training strategies effectively prevent catastrophic forgetting. Task 2 tests the model’s ability to understand multiple sounds. With only TeminAL B, the model struggles to distinguish between different classes (Tasks A and C vs. B and D), as it wasn’t explicitly trained for this. However, introducing the two-stage TeminAL AB

(TeminAL A, followed by TeminAL B) training strategy significantly improves the model’s performance in distinguishing between sounds. Task 3 focuses on testing time-instillation. The introduction of  $\alpha_{s_t}$  and  $\alpha_{c_t}$  in the denominator proves beneficial, enabling the model to better capture temporal relationships compared to when these loss coefficients are set to zero. Task 4 demonstrates the model’s capability in handling complex text prompts. The original CLAP model fails to correctly map stitched audio to the appropriate text, often selecting any matching text. In contrast, a well-trained model with TeminAL shows significant improvement in this area. Task 5 requires the model to have a generalized understanding. The results show that increasing model sensitivity enhances accuracy, but there remains substantial room for improvement.

A model trained with  $\alpha_{c_t} = 0$  would generally be better in ZS-tasks where not much of extra classes are involved, e.g. Task 1. While a model with  $\alpha_{c_t} = 1$  would be better with tasks where many confusing classes are present such as Task 2, 4 and 5 refer our section on downstream task details in appendix A 5. A model with  $\alpha_{s_o}$  and  $\alpha_{s_t} = 0$  lacks the overlaid class in the denominator hence the encoders are trained such that the usual negatives are only to be penalised. Results in table IV illustrate our model’s adaptability to various time-instantiation tasks within ZSTE. The table is divided into two sections: one showing results for TeminAL B alone and another for combined TeminAL A and B training. Key effects are observed when setting  $\alpha_{c_t}$  and  $\alpha_{c_o}$  to 0, making the model more sensitive to true time-reversed samples, which improves performance in highly time-sensitive tasks like Task 2A and 2C. Conversely, setting  $\alpha_{c_t}$  and  $\alpha_{c_o}$  to 1 enhances general time performance, as the model becomes adept at handling a wider set of time-reversed negative samples. In Task 2, although the comparison is inconclusive, we note that the T-CLAP model struggles to distinguish between two sounds, likely because it wasn’t explicitly trained for this task. Our training focused on instilling a sense of time, but the audio encoder lacks the capability to separate distinct sounds. This limitation affects the sensitivity of negative samples ( $L_r$  and  $L_o$ ), thereby impacting overall accuracy. When training with both TeminAL A and B, accuracy improves across all Subtask B evaluations due to the model’s enhanced ability to distinguish sounds. This also marginally benefits general language understanding tasks, as seen in Task 5. The best performance across all ZSTE tasks is achieved by setting  $\alpha_{s_t}$ ,  $\alpha_{s_o}$ ,  $\alpha_{c_t}$ , and  $\alpha_{c_o}$  to 1, utilizing all possible samples and making the model more sensitive to time-varying ZS samples. Hierarchical training further enables the model to distinguish multiple sounds effectively.

Comparing various state-of-the-art models on our ZSTE in table V, we observe that T-CLAP performs favorably on most tasks. However, all models struggle with tasks involving general language understanding. We hypothesize that performance could improve with a better pre-trained language encoder. Open-ended generation models, known for handling out-of-context text, are expected to perform better on these tasks.

## VI. CONCLUSION

In conclusion, this research presents a significant advancement in the realm of multi-modal contrastive learning strategies, particularly within the audio-text domain. The introduction of the Temporal Instillation in Audio-Language Models (TCLAP) framework, our proposed post-training technique, has shown promising results in enhancing temporal and language understanding for Audio-Language Models (ALMs). The study’s novel contribution lies in the effective employment of sequential inversion and temporal augmentations to generate negative samples that compel the model to prioritize sequential discernment.

The hierarchical model post-training strategy seems to work well in the task of time-instillation of ALMs. Comparison of results of TeminAL B and TeminAL AB establishes the need for hierarchical training while implementing a complicated task such as the instillation of time. The model development also shows way to improve the sensitivity of a contrastive model trained with a modified infoNCE loss as shown by our parametric study in table IV. Our rigorous evaluation through Zero Shot Temporal Evaluation (ZSTE) as shown in section V has demonstrated the model’s proficiency in zero-shot classification and retrieval tasks, offering a new perspective on evaluating contrastive learning-based models. The extensive experiments conducted

Loss-coefficients						ZSTE										
$\alpha_{st}$	$\alpha_{ct}$	$\alpha_{so}$	$\alpha_{co}$	$\beta$	Task 1	Task 2				Task 3		Task 4		Task 5		
					A	A	B	C	D	A	B	A	B	A	B	
TeminAL B	0	0	0	0	1	<b>78.77</b>	10.11	77.60	8.46	78.01	32.67	31.57	3.50	1.12	26.01	1.10
	1	0	1	0	1	77.67	11.02	83.20	8.71	81.21	48.50	18.20	36.28	7.10	27.07	12.7
	0	1	0	1	1	76.54	10.11	83.44	7.98	83.01	49.11	18.74	40.38	8.32	28.01	15.2
	1	1	1	1	1	76.14	12.20	83.61	11.44	83.2	51.3	22.83	41.10	9.18	31.21	15.8
TeminAL AB	0	0	0	0	1	77.34	38.45	80.90	49.87	79.67	34.22	33.12	34.50	32.15	27.34	2.01
	1	0	1	0	1	76.76	39.23	<b>86.34</b>	50.65	83.78	52.12	42.45	39.45	38.67	28.45	14.23
	0	1	0	1	1	75.29	43.45	85.89	59.56	84.56	50.78	24.33	52.78	41.45	29.78	16.89
	1	1	1	1	1	75.11	<b>46.78</b>	86.12	<b>62.34</b>	<b>85.45</b>	<b>54.56</b>	<b>56.78</b>	<b>46.23</b>	<b>44.89</b>	<b>32.45</b>	<b>18.34</b>

Table IV: Hyper-parameter analysis for loss coefficients  $\{\alpha, \beta\} = \{\alpha_{st}, \alpha_{ct}, \alpha_{so}, \alpha_{co}, \beta\}$ . Each Task is defined according to appendix A 5, kindly refer this section for details on each task.

Tasks	Subtasks	ML-ACT	CLAP	CLAP-LAION	CompA-CLAP	T-CLAP	
						TeminAL B	TeminaAL AB
<b>1</b>	<b>A</b>	76.12	81.22	82.5	<b>83.0</b>	76.14	75.11
<b>2</b>	<b>A</b>	7.2	9.59	10.1	18.4	32.20	<b>46.78</b>
<b>2</b>	<b>B</b>	78.1	81.00	81.3	<b>91.6</b>	83.61	87.12
<b>2</b>	<b>C</b>	6.5	9.39	10.0	21.3	31.4	<b>62.34</b>
<b>2</b>	<b>D</b>	71.7	80	80.4	<b>90.8</b>	83.2	85.45
<b>3</b>	<b>A</b>	28.01	33.27	34.93	<b>54.5</b>	51.3	<b>54.56</b>
<b>3</b>	<b>B</b>	27.5	34.29	34.6	49.87	22.83	<b>56.78</b>
<b>4</b>	<b>A</b>	2.2	2.4	7.56	<b>48.71</b>	41.1	46.23
<b>4</b>	<b>B</b>	2.0	1.98	5.45	38.74	9.18	<b>44.89</b>
<b>5</b>	<b>A</b>	3.0	26	26.4	<b>36.81</b>	31	32.45
<b>5</b>	<b>B</b>	2.5	0	0.7	18.2	15.8	<b>18.34</b>

Table V: Results of the realized tasks, where Tasks are defined according to the five task of ZSTE and Subtasks are defined as 1A = Accuracy (Given single texts and audios, the model needs to predict the correct class) , 2A: Before / 2 classes (Given concatenated texts and audios, the model needs to predict both classes), B: At least 1 class (Given concatenated texts and audios, the model needs to predict at least one class), C: While / 2 classes (Given overlaid texts and audios, the model needs to predict both overlaid classes) , D: While/ At least 1 class (Given overlaid texts and audios, the model needs to predict one of the two overlaid classes), 3A: Acc before, 3B: Acc while, 4: A: Acc before, 4B: Acc while, 5A: Acc before, 5B: Acc while. Kindly refer appendix A 5 for details on each Task.

across various tasks have substantiated the efficacy of TCLAP in improving the ALMs’ comprehension of natural language and temporal relations, which remains an open field for research. While TCLAP exhibits a marginal decrease in traditional audio classification accuracy, it consistently outperforms the baseline model in more complex scenarios involving temporal relationships. The results indicate the model’s enhanced ability to discern sequential information, a crucial step forward in the development of more sophisticated and robust ALMs. Furthermore, the study has opened up new avenues for future research, particularly in fine-tuning the contrastive loss to optimize the models’ performance across a range of downstream tasks. The insights gained

from this research pave the way for the development of ALMs that not only excel in retrieval tasks but also possess a robust understanding of compositional semantics, making them applicable to real-world scenarios that demand intricate temporal and linguistic capabilities.

## VII. REFERENCES

- 
- [1] N. Fei, Z. Lu, Y. Gao, G. Yang, Y. Huo, J. Wen, H. Lu, R. Song, X. Gao, T. Xiang, *et al.*, Towards artificial general intelligence via a multimodal foundation model, *Nature Communications* **13**, 3094 (2022).
  - [2] Y. Huang, C. Du, Z. Xue, X. Chen, H. Zhao, and L. Huang, What makes multi-modal learning better than single (provably), *Advances in Neural Information Processing Systems* **34**, 10944 (2021).
  - [3] A. Radford, J. W. Kim, C. Hallacy, A. Ramesh, G. Goh, S. Agarwal, G. Sastry, A. Askell, P. Mishkin, J. Clark, *et al.*, Learning transferable visual models from natural language supervision, in *International conference on machine learning* (PMLR, 2021) pp. 8748–8763.
  - [4] V. W. Liang, Y. Zhang, Y. Kwon, S. Yeung, and J. Y. Zou, Mind the gap: Understanding the modality gap in multi-modal contrastive representation learning, *Advances in Neural Information Processing Systems* **35**, 17612 (2022).
  - [5] Y. Tian, C. Sun, B. Poole, D. Krishnan, C. Schmid, and P. Isola, What makes for good views for contrastive learning?, *Advances in neural information processing systems* **33**, 6827 (2020).
  - [6] T. Chen, S. Kornblith, M. Norouzi, and G. Hinton, A simple framework for contrastive learning of visual representations, *Proceedings of the 37th International Conference on Machine Learning* **119**, 1597 (2020).
  - [7] K. He, H. Fan, Y. Wu, S. Xie, and R. Girshick, Momentum contrast for unsupervised visual representation learning, *Proceedings of the IEEE/CVF Conference on Computer Vision and Pattern Recognition*, 9729 (2020).
  - [8] T. Gao, X. Yao, and D. Chen, Simcse: Simple contrastive learning of sentence embeddings, *arXiv preprint arXiv:2104.08821* (2021).
  - [9] M. Ravanelli, J. Zhong, S. Pascual, P. Swietojanski, J. Monteiro, J. Trmal, and Y. Bengio, Multi-task self-supervised learning for robust speech recognition, in *ICASSP 2020-2020 IEEE International Conference on Acoustics, Speech and Signal Processing (ICASSP)* (IEEE, 2020) pp. 6989–6993.
  - [10] R. Mokady, A. Hertz, and A. H. Bermano, Clipcap: Clip prefix for image captioning, *arXiv preprint arXiv:2111.09734* (2021).
  - [11] R. Rombach, A. Blattmann, D. Lorenz, P. Esser, and B. Ommer, High-resolution image synthesis with latent diffusion models, in *Proceedings of the IEEE/CVF conference on computer vision and pattern recognition* (2022) pp. 10684–10695.
  - [12] H. Xu, G. Ghosh, P.-Y. Huang, D. Okhonko, A. Aghajanyan, F. Metze, L. Zettlemoyer, and C. Feichtenhofer, Videoclip: Contrastive pre-training for zero-shot video-text understanding, *arXiv preprint arXiv:2109.14084* (2021).
  - [13] H. Fang, P. Xiong, L. Xu, and Y. Chen, Clip2video: Mastering video-text retrieval via image clip, *arXiv preprint arXiv:2106.11097* (2021).
  - [14] S. Zhao, L. Zhu, X. Wang, and Y. Yang, Centerclip: Token clustering for efficient text-video retrieval, in *Proceedings of the 45th International ACM SIGIR Conference on Research and Development in Information Retrieval* (2022) pp. 970–981.
  - [15] H. Luo, L. Ji, M. Zhong, Y. Chen, W. Lei, N. Duan, and T. Li, Clip4clip: An empirical study of clip for end to end video clip retrieval and captioning, *Neurocomputing* **508**, 293 (2022).
  - [16] F. Cheng, X. Wang, J. Lei, D. Crandall, M. Bansal, and G. Bertasius, Vindlu: A recipe for effective video-and-language pretraining, in *Proceedings of the IEEE/CVF Conference on Computer Vision and Pattern Recognition* (2023) pp. 10739–10750.
  - [17] Y. Ge, Y. Ge, X. Liu, D. Li, Y. Shan, X. Qie, and P. Luo, Bridging video-text retrieval with multiple choice



- questions, in *Proceedings of the IEEE/CVF Conference on Computer Vision and Pattern Recognition* (2022) pp. 16167–16176.
- [18] B. Elizalde, S. Deshmukh, M. Al Ismail, and H. Wang, Clap learning audio concepts from natural language supervision, in *ICASSP 2023-2023 IEEE International Conference on Acoustics, Speech and Signal Processing (ICASSP)* (IEEE, 2023) pp. 1–5.
- [19] Q. Huang, A. Jansen, J. Lee, R. Ganti, J. Y. Li, and D. P. Ellis, Mulan: A joint embedding of music audio and natural language, arXiv preprint arXiv:2208.12415 (2022).
- [20] A. Guzhov, F. Raue, J. Hees, and A. Dengel, Audioclip: Extending clip to image, text and audio, in *ICASSP 2022-2022 IEEE International Conference on Acoustics, Speech and Signal Processing (ICASSP)* (IEEE, 2022) pp. 976–980.
- [21] Y. Wu, K. Chen, T. Zhang, Y. Hui, T. Berg-Kirkpatrick, and S. Dubnov, Large-scale contrastive language-audio pretraining with feature fusion and keyword-to-caption augmentation, in *ICASSP 2023-2023 IEEE International Conference on Acoustics, Speech and Signal Processing (ICASSP)* (IEEE, 2023) pp. 1–5.
- [22] S. Deshmukh, B. Elizalde, R. Singh, and H. Wang, Pengi: An audio language model for audio tasks, arXiv preprint arXiv:2305.11834 (2023).
- [23] H.-H. Wu, O. Nieto, J. P. Bello, and J. Salomon, Audio-text models do not yet leverage natural language, in *ICASSP 2023-2023 IEEE International Conference on Acoustics, Speech and Signal Processing (ICASSP)* (IEEE, 2023) pp. 1–5.
- [24] A. Ramesh, M. Pavlov, G. Goh, S. Gray, C. Voss, A. Radford, M. Chen, and I. Sutskever, Zero-shot text-to-image generation, in *International conference on machine learning* (Pmlr, 2021) pp. 8821–8831.
- [25] J. Li, D. Li, C. Xiong, and S. C. Hoi, Blip: Bootstrapped language-image pre-training for unified vision-language understanding and generation, arXiv preprint arXiv:2201.12086 (2022).
- [26] L. Yuan, D. Chen, Y.-L. Chen, V. Codreanu, Y. Ge, W. Guo, Y. Guo, J. Huang, M. Li, P. Li, *et al.*, Florence: A new foundation model for computer vision, arXiv preprint arXiv:2111.11432 (2021).
- [27] A. Singh, R. Hu, A. Gotmare, D. Parikh, C. Feichtenhofer, S. Lee, and M. R. Singh, Flava: A foundational language and vision alignment model, arXiv preprint arXiv:2112.04482 (2022).
- [28] S. Ghosh, A. Seth, S. Kumar, U. Tyagi, C. K. Evuru, S. Ramaneswaran, S. Sakshi, O. Nieto, R. Duraiswami, and D. Manocha, Compa: Addressing the gap in compositional reasoning in audio-language models, arXiv preprint arXiv:2310.08753 (2023).
- [29] T. Thrush, R. Jiang, M. Bartolo, A. Singh, A. Williams, D. Kiela, and C. Ross, Winoground: Probing vision and language models for visio-linguistic compositionality, in *Proceedings of the IEEE/CVF Conference on Computer Vision and Pattern Recognition* (2022) pp. 5238–5248.
- [30] Z. Ma, J. Hong, M. O. Gul, M. Gandhi, I. Gao, and R. Krishna, Crepe: Can vision-language foundation models reason compositionally?, in *Proceedings of the IEEE/CVF Conference on Computer Vision and Pattern Recognition* (2023) pp. 10910–10921.
- [31] M. Yuksekgonul, F. Bianchi, P. Kalluri, D. Jurafsky, and J. Zou, When and why vision-language models behave like bags-of-words, and what to do about it?, in *The Eleventh International Conference on Learning Representations* (2022).
- [32] P. Bagad, M. Tapaswi, and C. G. Snoek, Test of time: Instilling video-language models with a sense of time, in *Proceedings of the IEEE/CVF Conference on Computer Vision and Pattern Recognition* (2023) pp. 2503–2516.
- [33] M. Gao, X. Hu, J. Ruan, X. Pu, and X. Wan, Llm-based nlg evaluation: Current status and challenges, arXiv preprint arXiv:2402.01383 (2024).
- [34] S. Jones and J. Steinhardt, Benchmarking cognitive biases in large language models as evaluators, arXiv preprint arXiv:2309.17012 (2023).
- [35] R. Stureborg, D. Alikaniotis, and Y. Suhara, Large language models are inconsistent and biased evaluators, arXiv preprint arXiv:2405.01724 (2024).
- [36] Z. Wang, Y. Liu, and W. Zhao, Large language models are not fair evaluators, arXiv preprint arXiv:2305.17926 (2023).
- [37] A. Shocher, N. Cohen, and M. Irani, "zero-shot" super-resolution using deep internal learning, in *Proceedings of the IEEE Conference on Computer Vision and Pattern Recognition (CVPR)* (2018) pp. 3118–3126.
- [38] D. Bau, H. Strobel, W. S. Peebles, J. Wulff, B. Zhou, J.-Y. Zhu, and A. Torralba, Semantic photo manipulation with a generative image prior, *ACM Transactions on Graphics* **38**, 10.1145/3306346.3322994 (2019).

- [39] J. N. Kundu, N. Venkat, and R. Venkatesh Babu, Universal source-free domain adaptation, in *Proceedings of the IEEE/CVF Conference on Computer Vision and Pattern Recognition (CVPR)* (2020).
- [40] Y. Huang, J. Gornet, S. Dai, Z. Yu, T. M. Nguyen, D. Y. Tsao, and A. Anandkumar, Neural networks with recurrent generative feedback, in *Advances in Neural Information Processing Systems (NeurIPS)* (2020).
- [41] Y. Sun, X. Wang, Z. Liu, J. Miller, A. A. Efros, and M. Hardt, Test-time training with self-supervision for generalization under distribution shifts, in *Proceedings of the International Conference on Machine Learning (ICML)* (2020).
- [42] Y. Liu, P. Kothari, B. van Delft, B. Bellot-Gurlet, T. Mordan, and A. Alahi, Ttt++: When does self-supervised test-time training fail or thrive?, in *Advances in Neural Information Processing Systems (NeurIPS)* (2021).
- [43] A. Baevski, Y. Zhou, A. Mohamed, and M. Auli, wav2vec 2.0: A framework for self-supervised learning of speech representations, in *Advances in Neural Information Processing Systems (NeurIPS 2020)* (2020).
- [44] A. Dosovitskiy *et al.*, An image is worth 16x16 words: Transformers for image recognition at scale, in *International Conference on Learning Representations (ICLR 2021)* (2020).
- [45] J. Lu *et al.*, ViLbert: Pretraining task-agnostic visiolinguistic representations for vision-and-language tasks, in *Advances in Neural Information Processing Systems (NeurIPS 2019)* (2019).
- [46] H. Akbari, L. Yuan, R. Qian, W.-H. Chuang, S.-F. Chang, Y. Cui, and B. Gong, Vatt: Transformers for multimodal self-supervised learning from raw video, audio and text, *Advances in Neural Information Processing Systems* **34**, 24206 (2021).
- [47] H. Chen, W. Xie, T. Afouras, A. Nagrani, A. Vedaldi, and A. Zisserman, Localizing visual sounds the hard way, in *Proceedings of the IEEE/CVF Conference on Computer Vision and Pattern Recognition* (2021) pp. 16867–16876.
- [48] H.-H. Wu, M. Fuentes, P. Seetharaman, and J. P. Bello, How to listen? rethinking visual sound localization, arXiv preprint arXiv:2204.05156 (2022).
- [49] D. Surís, C. Vondrick, B. Russell, and J. Salamon, It’s time for artistic correspondence in music and video, in *Proceedings of the IEEE/CVF Conference on Computer Vision and Pattern Recognition* (2022) pp. 10564–10574.
- [50] H.-H. Wu, P. Seetharaman, K. Kumar, and J. P. Bello, Wav2clip: Learning robust audio representations from clip, in *ICASSP 2022-2022 IEEE International Conference on Acoustics, Speech and Signal Processing (ICASSP)* (IEEE, 2022) pp. 4563–4567.
- [51] H. Xie, S. Lipping, and T. Virtanen, Language-based audio retrieval task in dcase 2022 challenge, arXiv preprint arXiv:2206.06108 (2022).
- [52] I. Manco, E. Benetos, E. Quinton, and G. Fazekas, Contrastive audio-language learning for music, arXiv preprint arXiv:2208.12208 (2022).
- [53] Y. Zhao, J. Hessel, Y. Yu, X. Lu, R. Zellers, and Y. Choi, Connecting the dots between audio and text without parallel data through visual knowledge transfer, arXiv preprint arXiv:2112.08995 (2021).
- [54] S. Lou, X. Xu, M. Wu, and K. Yu, Audio-text retrieval in context, in *ICASSP 2022-2022 IEEE International Conference on Acoustics, Speech and Signal Processing (ICASSP)* (IEEE, 2022) pp. 4793–4797.
- [55] X. Mei, X. Liu, J. Sun, M. D. Plumbley, and W. Wang, On metric learning for audio-text cross-modal retrieval, arXiv preprint arXiv:2203.15537 (2022).
- [56] A. S. Koepke, A.-M. Oncescu, J. Henriques, Z. Akata, and S. Albanie, Audio retrieval with natural language queries: A benchmark study, *IEEE Transactions on Multimedia* (2022).
- [57] Z. Kong, A. Goel, R. Badlani, W. Ping, R. Valle, and B. Catanzaro, Audio flamingo: A novel audio language model with few-shot learning and dialogue abilities, arXiv preprint arXiv:2402.01831 (2024).
- [58] Y. Chu, J. Xu, X. Zhou, Q. Yang, S. Zhang, Z. Yan, C. Zhou, and J. Zhou, Qwen-audio: Advancing universal audio understanding via unified large-scale audio-language models, arXiv preprint arXiv:2311.07919 (2023).
- [59] S. Liu, A. S. Hussain, C. Sun, and Y. Shan, Music understanding llama: Advancing text-to-music generation with question answering and captioning, in *ICASSP 2024-2024 IEEE International Conference on Acoustics, Speech and Signal Processing (ICASSP)* (IEEE, 2024) pp. 286–290.
- [60] D. Ghosal, N. Majumder, A. Mehrish, and S. Poria, Text-to-audio generation using instruction-tuned llm and latent diffusion model, arXiv preprint arXiv:2304.13731 (2023).
- [61] H. Liu, Z. Chen, Y. Yuan, X. Mei, X. Liu, D. Mandic, W. Wang, and M. D. Plumbley, Audioldm: Text-to-audio generation with latent diffusion models, arXiv preprint arXiv:2301.12503 (2023).
- [62] R. Huang, J. Huang, D. Yang, Y. Ren, L. Liu, M. Li, Z. Ye, J. Liu, X. Yin, and Z. Zhao, Make-an-audio: Text-to-audio generation with prompt-enhanced diffusion models, arXiv preprint arXiv:2301.12661 (2023).

- [63] A. Agostinelli, T. I. Denk, Z. Borsos, J. Engel, M. Verzett, A. Caillon, Q. Huang, A. Jansen, A. Roberts, M. Tagliasacchi, *et al.*, MusiCm: Generating music from text, arXiv preprint arXiv:2301.11325 (2023).
- [64] X. Liu, Q. Kong, Y. Zhao, H. Liu, Y. Yuan, Y. Liu, R. Xia, Y. Wang, M. D. Plumbley, and W. Wang, Separate anything you describe, arXiv preprint arXiv:2308.05037 (2023).
- [65] S. Ghosh, S. Kumar, C. K. R. Evuru, R. Duraiswami, and D. Manocha, Recap: Retrieval-augmented audio captioning, arXiv preprint arXiv:2309.09836 (2023).
- [66] P. He, X. Liu, J. Gao, and W. Chen, Deberta: Decoding-enhanced bert with disentangled attention, arXiv preprint arXiv:2006.03654 (2020).
- [67] H. Bao, L. Dong, S. Piao, and F. Wei, Beit: Bert pre-training of image transformers, arXiv preprint arXiv:2106.08254 (2021).
- [68] H. Xue, Y. Sun, B. Liu, J. Fu, R. Song, H. Li, and J. Luo, Clip-vip: Adapting pre-trained image-text model to video-language representation alignment, arXiv preprint arXiv:2209.06430 (2022).
- [69] Y. Xian, C. H. Lampert, B. Schiele, and Z. Akata, Zero-shot learning—a comprehensive evaluation of the good, the bad and the ugly, *IEEE Transactions on Pattern Analysis and Machine Intelligence* **41**, 2251 (2018).
- [70] Y. Wang, Q. Yao, J. T. Kwok, and L. M. Ni, Generalizing from a few examples: A survey on few-shot learning, *ACM Computing Surveys (CSUR)* **53**, 1 (2020).
- [71] J. F. Gemmeke, D. P. Ellis, D. Freedman, A. Jansen, W. Lawrence, R. C. Moore, and M. Ritter, Audio set: An ontology and human-labeled dataset for audio events, in *2017 IEEE International Conference on Acoustics, Speech and Signal Processing (ICASSP)* (IEEE, 2017) pp. 776–780.
- [72] Y. Wang, R. Singh, and B. Raj, Zero-shot learning for audio classification, in *Proceedings of the 2020 Conference of the International Speech Communication Association* (2020).
- [73] D. Harwath and J. Glass, Deep multimodal semantic embeddings for speech and images, in *2015 IEEE Workshop on Automatic Speech Recognition and Understanding (ASRU)* (IEEE, 2015) pp. 237–244.
- [74] Y. Kim and B. Pardo, Zero-shot audio classification with transfer learning, in *Proceedings of the IEEE International Conference on Acoustics, Speech and Signal Processing (ICASSP)* (IEEE, 2018) pp. 2261–2265.
- [75] E. Fonseca, J. Pons, and X. Serra, Unsupervised learning for large-scale zero-shot audio classification, in *Proceedings of the 2021 Conference of the International Speech Communication Association* (2021).
- [76] H. Chang and Z. Yang, Zero-shot learning for audio-visual speech recognition, in *Proceedings of the 2019 IEEE International Conference on Multimedia and Expo (ICME)* (IEEE, 2019) pp. 1341–1346.
- [77] A. v. d. Oord, Y. Li, and O. Vinyals, Representation learning with contrastive predictive coding, arXiv preprint arXiv:1807.03748 (2018).
- [78] K. Chen, X. Du, B. Zhu, Z. Ma, T. Berg-Kirkpatrick, and S. Dubnov, Hts-at: A hierarchical token-semantic audio transformer for sound classification and detection, in *ICASSP 2022-2022 IEEE International Conference on Acoustics, Speech and Signal Processing (ICASSP)* (IEEE, 2022) pp. 646–650.
- [79] J. Devlin, M.-W. Chang, K. Lee, and K. Toutanova, Bert: Pre-training of deep bidirectional transformers for language understanding, arXiv preprint arXiv:1810.04805 (2018).
- [80] A.-M. Onescu, A. Koepke, J. F. Henriques, Z. Akata, and S. Albanie, Audio retrieval with natural language queries, arXiv preprint arXiv:2105.02192 (2021).

## Appendix A: Supplementary section

### 1. Symbols

Symbol	Description
$\beta_r$	Weighting factor for $L_r$
$L_r$	Second component of the loss function
$\beta_o$	Weighting factor for $L_o$
$L_a$	Loss function for audio features
$E_t$	Loss associated with text features
$L_t$	Loss function for text features
$C$	Combined feature matrix
$\tau_t$	time factor for transition
$\tau_o$	time factor for overlay
$\mathcal{L}$	Combined loss for text and audio
$\ell_{text}$	Text-specific loss function
$\ell_{audio}$	Audio-specific loss function
$z_u, z_t$	Encoded feature vectors for audio and text
$C^t$	Accumulation of negatives via time-reversal
$C^o$	Accumulation of overlap negatives
$\alpha_{s_t}$	Weighting factor for same element in time reversal
$\alpha_{c_t}$	Weighting factor for cross elements in time reversal
$\alpha_{s_o}$	Weighting factor for same element in overlap
$\alpha_{c_o}$	Weighting factor for cross elements in overlap
$\mathcal{A}$	domain of audio recordings
$\mathcal{T}$	set of corresponding textual transcripts
$a_i, a_j$	discrete and non-overlapping audio clips
$\mathcal{C}$	space of texts
$c_i, c_j$	relevant transcripts in $\mathcal{C}$
$\tau$	sequential relationship
$\tau_t$	temporal relation (preceding or succeeding)
$\tau_o$	overlapping language prompt (while)
$a_{ij}$	integrated segment of audio
$c_{ij}$	integrated segment of text
$f_a$	function characterizing the audio encoder
$f_c$	function characterizing the text encoder
$z_a$	output of the audio encoder
$z_c$	output of the text encoder
$\tau$	scaling constant for similarity matrix
$\mathcal{L}$	final scalar objective function
$\ell_k$	cross-entropy loss function

Table VI: List of Symbols

## 2. Proof of Propositions

a. *Proposition 1 :*

**Hypothesis 1** *Contrastive models, when used for audio-text matching, do not comprehend the semantic relationship between the audio and text, but rather operate by matching similar audios to similar texts based on superficial features.*

Let  $f_{audio} : A \rightarrow \mathbb{R}^d$  and  $f_{text} : T \rightarrow \mathbb{R}^d$  be the functions mapping audio  $A$  and text  $T$  into a  $d$ -dimensional embedding space, respectively. The similarity score between an audio sample  $a$  and a text sample  $t$  is given by  $s(a, t) = f_{audio}(a) \cdot f_{text}(t)$ .

1. Contrastive models can yield high similarity scores for pairs of audio and text samples that share similar superficial features but lack semantic congruence.
2. Contrastive models, as defined, cannot inherently discern semantic relationships between audio and text but rely on the co-occurrence of similar features in their respective embeddings.

**Proof 1** *Assume a pair of audio samples  $a_1, a_2$  and text samples  $t_1, t_2$  such that  $a_1$  and  $t_1$ ,  $a_2$  and  $t_2$  are semantically congruent but share similar superficial features with  $a_2$  and  $t_1$  respectively.*

*According to the model,  $s(a_1, t_1)$  and  $s(a_2, t_2)$  should be high. However, due to the shared superficial features,  $s(a_1, t_2)$  and  $s(a_2, t_1)$  may also be high, indicating a false positive match.*

*This contradiction shows that the model’s high similarity score does not necessarily correspond to a true semantic match, supporting the hypothesis.*

## 3. Dataset selection and creation

For dataset selection and creation process we chose ESC-50 dataset. Due to its high audio quality, adequate pre-processing, suitable length and number of samples, and its inherent robustness. Importantly, we excluded datasets generated through crowd-sourcing to reduce labeling inaccuracies. ESC-50’s assortment of 50 classes encompasses a variety of real-world sounds from natural, animal, and human sources, making it versatile for different applications and particularly effective for zero-shot classification tasks, which require identifying items from previously unseen categories. From the ESC-50 dataset we get 50 pairs of Audio, Label data, these pairs are then processed according to algorithm 2 to make a training dataset. We select two distinct sounds from the possible 50 sounds giving us a total of 2450 pairs  $(a_i, a_j)$  and  $(t_i, t_j)$  of sounds. For each pair we have 3 possible configurations using keywords ‘before’, ‘after’ and ‘while’ as suggested in section III A. Thus our total dataset thus becomes 7350 data pairs. For teminAL A, we only use 2450 pairs of data while selecting either one of the audio and text from this pair. The prompt used for concatenating the texts are ‘single sound of  $t_i$ ’ and ‘combined sound of  $t_i$  and  $t_j$ ’.

Our Sequential Inversion Approach challenges traditional contrastive learning methods, which typically align audio segments with matching text while contrasting them against unrelated pairs. This practice, akin to a bag-of-words model, often fails to capture sequential nuances as it emphasizes distinguishing features over temporal understanding. To foster a deeper comprehension of sequences, we introduced a novel technique for generating negative samples that share thematic elements, compelling the model to focus on the order of events. This method, depicted in fig. 2, utilizes two types of temporal augmentations “before” and “while” to enhance the model’s ability to discern sequential information. The transformation aims to capture the

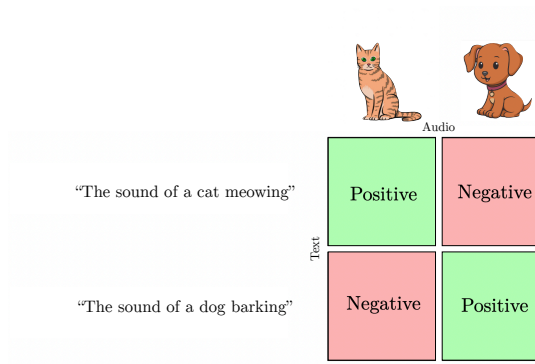


Figure 7: positive negative pairs

dynamic interplay between the two arguments, allowing the model to discern the original audio-transcript pair  $(a, c)$  from its transformed versions  $(a, \mathbb{O}(c))$  and  $(\mathbb{O}(a), c)$ . It is applicable to concatenated audio or transcription pairs, effectuating a temporal reordering of the components.

---

**Algorithm 2** Dataset Preparation and Sequential Inversion for Contrastive Learning
 

---

```

1: Input: Acoustic Events Dataset  $P \rightarrow \{(\text{Audio})_i, (\text{Label})_{ij}\}$ ;
2: Output: Refined Dataset for Contrastive Learning with Sequentially Inverted and Overlaid Pairs;
3: Initialization:
4: Initialize ESC-50 dataset based on selection criteria;
5: Organize dataset into classes representing various sounds;
6: Initialize lists for positive and negative samples:  $A_{pos}, A_{neg}, T_{pos}, T_{neg}$ ;
7: for each class  $C_i$  in the dataset do
8:   for each audio-text pair  $(a, c)_j$  in class  $C_i$  do
9:     Determine if pair  $(a, c)_j$  meets quality standards;
10:    if yes then
11:      Append  $a_j$  to  $A_{pos}$  and  $c_j$  to  $T_{pos}$ ;
12:    end if
13:  end for
14: end for
15: Sequential Inversion and Overlay Process:
16: for each  $(a, c)_j$  in  $A_{pos}$  and  $T_{pos}$  do
17:   Generate negative samples using inversion function  $\mathbb{T}$ ;
18:   Apply  $\mathbb{T}(a) = [a_j \oplus a_i]$  and  $\mathbb{T}(c) = [c_j; \tau_i; c_i]$  for ‘before’ and ‘after’ scenarios;
19:   Apply overlay function  $\mathbb{O}$  for overlapping samples:  $\mathbb{O}(a) = [a_j \wedge a_i]$  and  $\mathbb{O}(c) = [c_j; \tau_o; c_i]$ ;
20:   Append resulting samples to  $A_{neg}$  and  $T_{neg}$ ;
21: end for
22: Template-Based Caption Generation:
23: for each positive sample  $c_k$  in  $T_{pos}$  do
24:    $T_{pos}.\text{append}(\text{convertToCaption}(c_k))$ ;
25: end for
26: for each negative sample  $c_n$  in  $T_{neg}$  do
27:    $T_{neg}.\text{append}(\text{convertToCaption}(c_n))$ ;
28: end for
29: return  $A_{pos}, A_{neg}, T_{pos}, T_{neg}$ ;

```

---



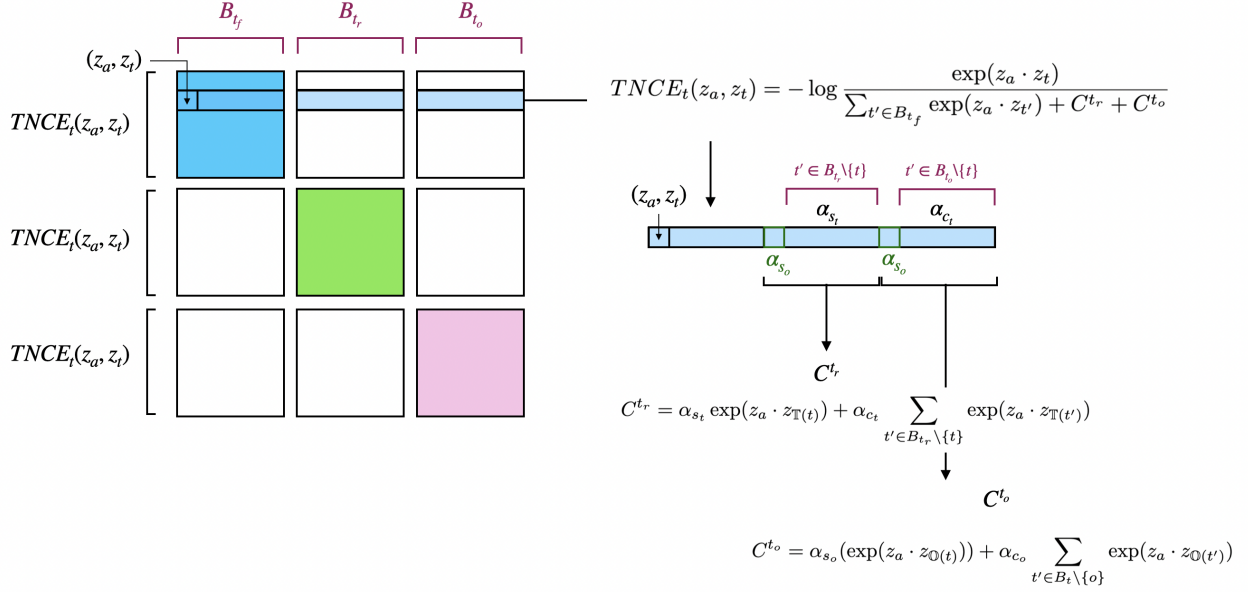


Figure 8: Schematic explanation of the terms in loss function for TeminAL B. Here we show a term (row) in the summation of  $L_{t_B}$  which is  $TNCE_t(z_a, z_t)$ . The other two terms  $TNCE_t(z_a, z_t)$  and  $TNCE_t(z_a, z_t)$  of this loss function can be calculated in the similar way and will belong to the green and pink blocks of the above schematic. Here,  $B_{t_f}$ ,  $B_{t_r}$  and  $B_{t_o}$  are the batches of texts corresponding to time consistent, reversed and overlaid samples which compose the whole batch of text following the same convention as shown in section III D.

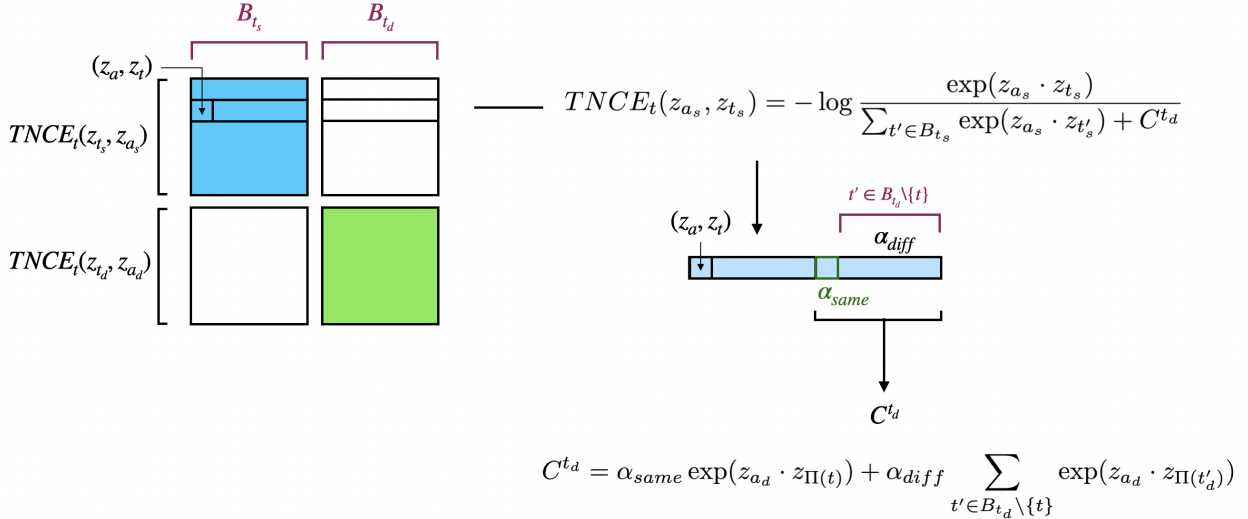


Figure 9: Schematic explanation of the terms in loss function for TeminAL A. Here we show a term (row) in the summation of  $L_{t_A}$  which is  $TNCE_t(z_{a_s}, z_{t_s})$ . The other term  $TNCE_t(z_{a_d}, z_{t_d})$  of this loss function can be calculated in the similar way and will belong to the green block of the above schematic. Here,  $B_{t_s}$  and  $B_{t_d}$  are the batches of texts corresponding to single and concatenated (double) samples which compose the whole batch of text following the same convention as shown in section III D.

#### 4. Derivations:

In this section, we derive the loss functions used in our model, specifically focusing on the Temporal Noise Contrastive Estimation (TNCE) technique. TNCE is a variant of the Noise Contrastive Estimation (NCE) loss, adapted for temporal learning tasks. This method helps in effectively distinguishing between positive and negative samples over time.

For the loss function  $L_r$ , we define it as follows:

$$L_{t_B} = \sum_{(a,t) \in B} (TNCE_t(z_a, z_t) + TNCE_t(z_{\mathbb{T}(t)}, z_a)) + TNCE_t(z_{\mathbb{O}(t)}, z_a) \quad (\text{A1})$$

Here,  $TNCE_t(z_a, z_t)$ ,  $TNCE_t(z_{\mathbb{T}(t)}, z_a)$  and  $TNCE_t(z_{\mathbb{O}(t)}, z_a)$  represent the temporal consistent, temporally reversed and temporally overlap components of the TNCE loss, respectively. The function  $TNCE_t$  is calculated by the formula:

$$TNCE_t(z_a, z_t) := -\log \frac{\exp(z_a \cdot z_t)}{\sum_{t' \in B_{t_f}} \exp(z_a \cdot z_{t'}) + C^{t_r} + C^{t_o}} \quad (\text{A2})$$

Similarly, the overlap component  $TNCE_o$  is given by:

$$TNCE_t(z_a, z_t) := -\log \frac{\exp(z_a \cdot z_t)}{\sum_{t' \in B_{t_o}} \exp(z_a \cdot z_{t'}) + C^{t_c}} \quad (\text{A3})$$

In these equations:  $B$  represents the batch of user-item pairs  $(a, t)$ , where  $a$  is a user and  $t$  is a temporal context.  $z_a$  and  $z_t$  denote the latent representations of the user and the temporal context, respectively.  $B_{t_f}$  and  $B_{t_o}$  are subsets of the batch  $B$  that serve as temporal and overlap negatives, respectively. The constants  $C^{t_r}$ ,  $C^{t_o}$ , and  $C^{t_c}$  are designed to account for additional temporal and contextual information, enhancing the robustness of the loss function against trivial solutions. The term  $C^{t_r}$  accounts for the influence of time-reversed negatives and is defined as:

$$C^{t_r} = \alpha_{s_t} \exp(z_u \cdot z_{\Pi(t)}) + \alpha_{c_t} \sum_{t' \in B_{t_r} \setminus \{t\}} \exp(z_u \cdot z_{\Pi(t')}) \quad (\text{A4})$$

where:  $\Pi(t)$  denotes the time-reversed representation of the context  $t$ . The coefficients  $\alpha_{s_t}$  and  $\alpha_{c_t}$  modulate the contribution of individual and cumulative time-reversed negatives, respectively. The term  $C^{t_o}$  captures the effect of overlapping contexts, defined as:

$$C^{t_o} = \alpha_{s_o} (\exp(z_a \cdot z_t) + \exp(z_a \cdot z_{\Pi(t)})) + \alpha_{c_o} \sum_{t' \in B_t \setminus \{o\}} \exp(z_a \cdot z_{\Pi(t')}) \quad (\text{A5})$$

Here:  $\alpha_{s_o}$  and  $\alpha_{c_o}$  control the impact of single and multiple overlapping contexts.

Finally,  $C^{t_c}$  integrates both temporal and contextual negative sampling:

$$\begin{aligned}
C^{t_c} = & \left( \exp(z_a \cdot z_t) + \sum_{t' \in B_{t_f} \setminus \{t\}} \exp(z_a \cdot z_{t'}) \right) \\
& + \left( \alpha_s \exp(z_a \cdot z_{\Pi(t)}) + \alpha_c \sum_{t' \in B_{t_r} \setminus \{t\}} \exp(z_a \cdot z_{\Pi(t')}) \right)
\end{aligned} \tag{A6}$$

This term combines the effect of immediate and cumulative context influences, with parameters  $\alpha_s$  and  $\alpha_c$  providing tunable weights.

For the loss function  $L_{a_B}$ , which deals with another set of temporal dynamics, we follow a similar structure. The formulation and constants remain analogous, ensuring consistency across different temporal modeling aspects.

$$L_{a_B} = \sum_{(a,t) \in B} (TNCE_t(z_a, z_t) + TNCE_t(z_{\mathbb{T}(t)}, z_a)) + TNCE_t(z_{\mathbb{Q}(t)}, z_a) \tag{A7}$$

Here, TNCE stands for Temporal Noise Contrastive Estimation, a variant of the NCE loss tailored for temporal learning, and is calculated as:

$$TNCE_t(z_a, z_t) = -\log \frac{\exp(z_a \cdot z_t)}{\sum_{t' \in B_{t_f}} \exp(z_a \cdot z_{t'}) + C^{t_r} + C^{t_o}} \tag{A8}$$

$$TNCE_t(z_{\mathbb{Q}(t)}, z_a) = -\log \frac{\exp(z_a \cdot z_t)}{\sum_{t' \in B_{t_o}} \exp(z_a \cdot z_{t'}) + C^{t_c}} \tag{A9}$$

In this expression,  $B$  represents the batch of  $(a, t)$  pairs, and  $B_t$  is the set of text samples within the batch that serve as temporal negatives.  $C^t$  is an accumulation of negatives fashioned via time-reversal, and is expressed as:

$$C^{t_r} = \alpha_{s_t} \exp(z_a \cdot z_{\Pi(t)}) + \alpha_{c_t} \sum_{t' \in B_{t_r} \setminus \{t\}} \exp(z_a \cdot z_{\Pi(t')}) \tag{A10}$$

$$C^{t_o} = \alpha_{s_o} (\exp(z_a \cdot z_t) + \exp(z_a \cdot z_{\Pi(t)})) + \alpha_{c_o} \sum_{t' \in B_{t_o} \setminus \{o\}} \exp(z_a \cdot z_{\Pi(t')}) \tag{A11}$$

$$\begin{aligned}
C^{t_c} = & \left( \exp(z_a \cdot z_t) + \sum_{t' \in B_{t_f} \setminus \{t\}} \exp(z_a \cdot z_{t'}) \right) + \\
& \left( \alpha_s \exp(z_a \cdot z_{\Pi(t)}) + \alpha_c \sum_{t' \in B_{t_r} \setminus \{t\}} \exp(z_a \cdot z_{\Pi(t')}) \right)
\end{aligned} \tag{A12}$$

Now we move on towards deriving the mathematical formulations for TeminAL A. Following from our

initial discussion from section III D. For the loss function  $L_{t_A}$ , we define it as follows:

$$L_{t_A} = \sum_{(\mathbb{T}(u), \mathbb{T}(t)) \in B} (TNCE_t(z_{t_s}, z_{a_s}) + TNCE_t(z_{t_d}, z_{a_d})) \quad (\text{A13})$$

Here,  $TNCE_t(z_{t_s}, z_{a_s})$  and  $TNCE_t(z_{t_d}, z_{a_d})$  represent the temporal and overlap components of the TNCE loss, respectively.  $z_{t_s}, z_{a_s}$  represents the text and audio samples of single samples in the batch. And  $z_{t_d}, z_{a_d}$  represents the text and audio samples of the double or concatenated batch. The function  $TNCE_t$  is calculated by the formula:

$$TNCE_t(z_{a_s}, z_{t_s}) = -\log \frac{\exp(z_{a_s} \cdot z_{t_s})}{\sum_{t' \in B_{t_s}} \exp(z_{a_s} \cdot z_{t'}) + C^{t_d}} \quad (\text{A14})$$

Where  $C^{t_d}$  the contribution of the concatenated samples to the above loss function.

$$C^{t_d} = \alpha_{same} \exp(z_{a_d} \cdot z_{\Pi(t)}) + \alpha_{diff} \sum_{t' \in B_{t_d} \setminus \{t\}} \exp(z_{a_d} \cdot z_{\Pi(t')}) \quad (\text{A15})$$

The terms  $\alpha_{same}$  in the above represent the concatenated samples which have one of the sounds similar to  $z_{a_s}$ , while  $\alpha_{diff}$  is the co-efficient used for all the concatenated samples ( $z_{a_d}$ ) which don't have any sound similar to  $z_{a_s}$ . Next up we have similar formulation for the other half of the TeminAL A loss function which is shown below.

$$L_{a_A} = \sum_{(\mathbb{O}(a), \mathbb{O}(t)) \in B} (TNCE_t(z_{a_s}, z_{t_s}) + TNCE_t(z_{a_d}, z_{t_d})) \quad (\text{A16})$$

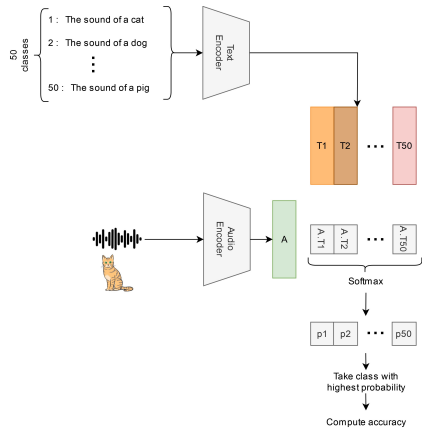
Finally the overall loss function for TeminAL A is composed of  $L_{t_A}$  and  $L_{a_A}$  shown as follows. Note, We keep all our hyper-parameters set as unity for the training of TeminAL A.

$$L_A = L_{t_A} + \beta_A(L_{a_A}) \quad (\text{A17})$$

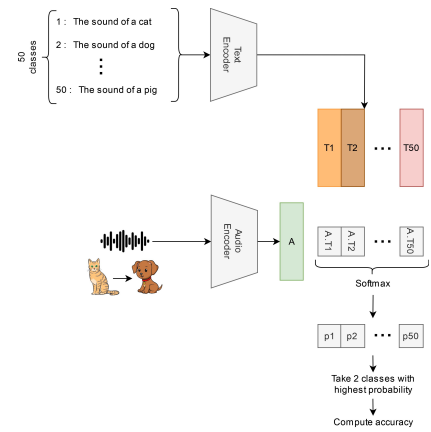
The rest of the formulation follows the same derivation scheme as what we have detailed for TeminAL B in the above paragraphs.

## 5. Downstream task and details:

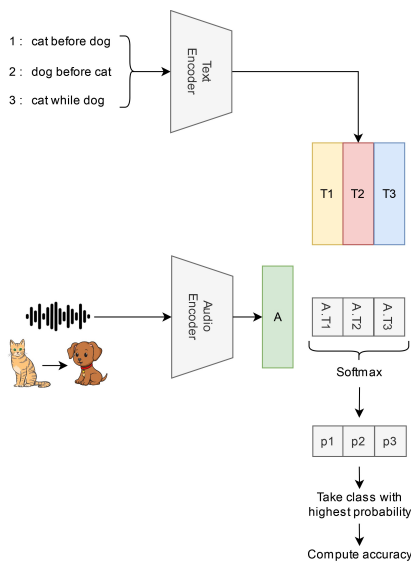
- **Task 1** : In our initial experiment, we aimed to evaluate TCLAP's performance on a straightforward classification task devoid of a temporal dimension. Our goal was to determine if TCLAP exhibited any improvement or loss of capabilities compared to CLAP in this domain. We conducted this experiment by presenting the model with 50 distinct prompts in the format "The sound of [class label]", with each prompt corresponding to a class in the ESC dataset. We then measured accuracy by assessing how often the model correctly identified the label associated with a given audio input (refer to Figure 10a).
- **Task 2** : Subsequently, we explored whether TCLAP demonstrated enhanced abilities in discerning two distinct sounds within a given audio clip. The task configuration paralleled that of Task 1, with



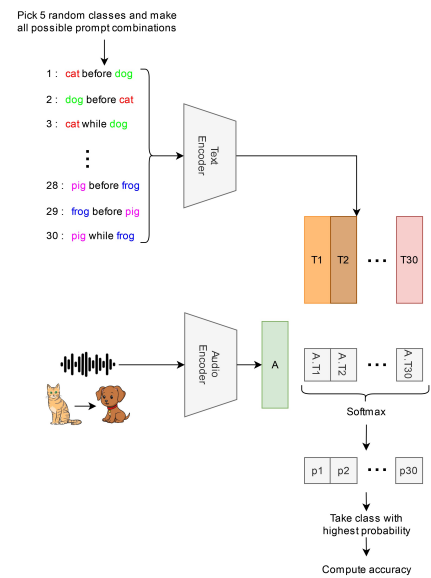
(a) Configuration of task 1



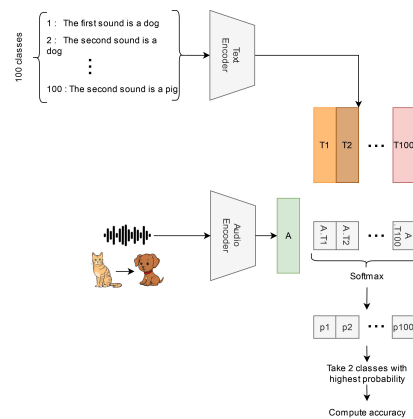
(b) Configuration of task 2



(c) Configuration of task 3



(d) Configuration of task 4



(e) Configuration of task 5

Figure 10: Configurations of different tasks

the key difference being that the accuracy assessment was conducted on audio clips featuring either concatenated or overlapping sounds (refer to Figure 10b). We measured two accuracy metrics: one based on the model correctly identifying the two highest probabilities corresponding to the correct labels and another based on the model selecting at least one correct class.

- **Task 3** : In contrast to the preceding task, which disregarded temporality, this new experiment focuses on assessing TCLAP’s capability to accurately discern classes with their respective temporal relationships. For this task, we presented the model with three prompts following the same format as those encountered during training: “[class label 1] before [class label 2]”, “[class label 2] before [class label 1]”, and “[class label 1] while [class label 2]” (see Figure 10c). By exposing the model to an audio featuring one of these three temporal combinations, we gauged its accuracy in correctly identifying the corresponding temporal relationship within each prompt.
- **Task 4** : This task represents a more challenging iteration of Task 3. Here, our objective is to challenge the model by introducing prompts that include additional class labels not present in the audio (Figure 10d), aiming to create confusion for the model during the evaluation process.
- **Task 5** : In our final task, we aimed to push the model’s boundaries by presenting it with a temporal prompt it had not encountered during training, assessing its ability to generalize to novel temporal inputs. Our hypothesis was rooted in the nature of the text encoder, T5; if TCLAP had truly grasped the temporal nuances embedded in “before” and “while” prompts, it should demonstrate an understanding of temporality across various prompt formats. For testing its comprehension of the “before” temporal aspect, we provided the model with four prompts structured as follows: “In this concatenated sound” followed by “The first sound is [class label 1]”, “The second sound is [class label 1]”, “The first sound is [class label 2]” and “The second sound is [class label 2]” (refer to Figure 10e). In each instance, there were two correct prompts, and we evaluated the model based on its ability to correctly identify the combination of two prompts out of the six possible options. The model received a score of 1 if it correctly identified both prompts and 0.5 if it identified only one.

Regarding the “while” temporality, we presented the model with 50 diverse prompts of the form “Simultaneous sound of [class label 1] and [class label 2].” The model’s task was to select the two correct prompts, considering the two correct classes in both possible orderings. The same reward function was applied, scoring the model based on its accuracy in identifying both correct prompts or one, as appropriate.

*a. Parameter list for Algorithm 3*

$\mathcal{D}$  : Dataset used for evaluation,  $\mathcal{M}$  : Contrastive learning-based model being evaluated,  $\mathcal{S}$  : Model evaluation scores for zero-shot tasks,  $\mathcal{T}_1$  : Basic classification tasks for zero-shot evaluation,  $\mathcal{U}$  : Set of unseen classes in basic classification tasks,  $\text{Acc}_1$  : Accuracy for basic zero-shot classification tasks,  $\hat{y}_i$  : Predicted label for the  $i$ -th unseen class,  $y_i$  : True label for the  $i$ -th unseen class,  $\mathcal{C}$  : Set of unseen composite instances in overlapping features tasks,  $\text{Acc}_2$  : Accuracy for zero-shot tasks with overlapping features,  $\hat{y}_j$  : Predicted label for the  $j$ -th composite instance,  $y_j$  : True label for the  $j$ -th composite instance,  $\mathcal{S}_2$  : Performance evaluation for overlapping features tasks,  $\mathcal{Q}$  : Set of unseen sequences in temporal relationship comprehension tasks,  $\text{Acc}_3$  : Accuracy for zero-shot temporal relationship comprehension tasks,  $\hat{o}_k$  : Predicted order for the  $k$ -th sequence,  $o_k$  : True order for the  $k$ -th sequence,  $\mathcal{S}_3$  : Performance evaluation for temporal relationship comprehension tasks,  $\mathcal{N}$  : Set of unseen data including irrelevant features,  $\text{Acc}_4$  : Accuracy for tasks involving irrelevant features,  $\hat{y}_l$  : Predicted label for the  $l$ -th instance in irrelevant features task,  $y_l$  : True label for the  $l$ -th instance in irrelevant features task,  $\mathcal{S}_4$  : Performance evaluation for resistance to irrelevant features,  $\mathcal{T}_5$  :



Tasks for evaluating generalization to novel scenarios,  $\mathcal{X}$  : Set of instances in novel scenarios,  $\text{Acc}_5$  : Accuracy for generalization to novel zero-shot scenarios,  $\hat{y}_m$  : Predicted label for the  $m$ -th instance in novel scenarios,  $y_m$  : True label for the  $m$ -th instance in novel scenarios,  $\mathcal{S}_5$  : Performance evaluation for generalization to novel scenarios

## 6. Training details

The model is trained on NVIDIA-GTX 4010 GPU for 14hrs (including both TeminAL A and B). A total number of around 17.9 million parameters have been trained as detailed in table VII. The details of the dataset for the post-training is described in appendix A3 while details of the training of the original CLAP model [18] is shown in table VIII. A total of 4900 audio-text pairs were used for TeminAL A and a total of 7350 audio-text pairs were used for the training of TeminAL B. The batch size was selected as 256 after iterating on the size of 128, 256 and 512 as larger batches needed more iterations for convergence. Although we acknowledge that contrastive learning models generalises well for larger batch sizes as mentioned by Radford *et al.* [3]. The learning rate was chosen to be  $1e^{-4}$ . Interestingly we found that the model trained only with TeminAL B converged but didn't do well on the learning as shown in fig. 10 due to the inability of the model to distinguish multiple sounds as explained in the section XX. Thus the model warranted a hierarchical training with both TeminAL A and TeminAL B.

Table VII: Comparison of Text and Audio Parameters

Parameter Type	Text	Audio
# Trainable Parameters	9,515,520	8,423,951
% of Total Parameters	8.54%	9.91%

Table VIII: Training dataset statistics

Dataset	Pairs	Unique audios	Unique captions
FSD50k	36,796	36,796	36,796
ClothoV2	29,646	5,929	29,646
AudioCaps	44,292	44,292	44,292
MACS	17,276	3,930	17,276
Total	128,010	90,947	128,010

## 7. Baseline Models

In evaluating retrieval tasks, specifically text-to-audio and audio-to-text, we assess CompA-CLAP alongside six other baseline models. MMT Oncescu *et al.* [80] revolutionized the task of audio retrieval by introducing the use of free-form natural language queries, suggesting this method is more natural and versatile compared to traditional techniques reliant on text annotations. The research also highlights the advantages of pre-training on a variety of audio tasks. ML-ACT Mei *et al.* [55] investigates the effects of distinct metric learning objectives on audio-text retrieval tasks, identifying the NT-Xent loss as a particularly effective method that consistently performs well across various datasets and training conditions, surpassing commonly-used triplet-based losses. Metric learning objectives are crucial for training cross-modal retrieval systems, as they organize data into an embedding space where similar items cluster together and dissimilar ones are separated. CLAP Elizalde *et al.* [18] presents a new framework for retrieving audio utilizing a contrastive learning objective along with dual audio encoders to bridge the gap between language and audio content. Lastly, CLAP-LAION Wu *et al.* [21] offers a methodology for contrastive language-audio pre-training, aiming to forge robust audio representations by marrying audio data with corresponding natural language descriptions. Their model considers various audio and text encoders and enhances the model architecture with feature fusion strategies and keyword-to-caption augmentation.

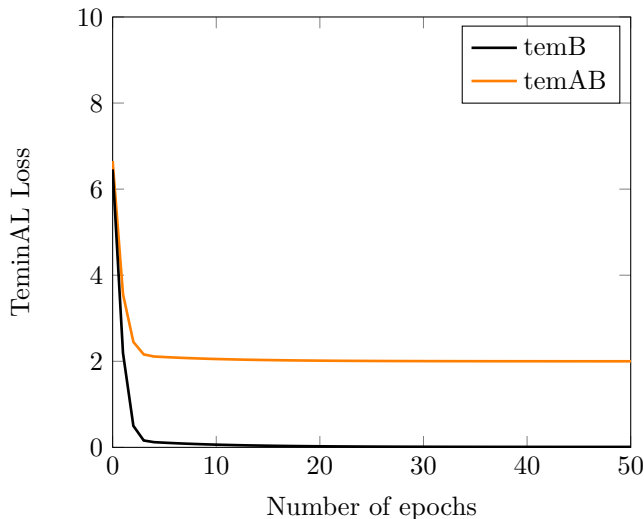


Figure 11: Model’s performance of test dataset.

## 8. Evaluation metrics

Our evaluation metrics are task specific, but in general they follow a similar strategy. The primary objective of the model appears to be to determine how well it can match audio clips with their corresponding textual descriptions. Here’s a breakdown of key elements in the code and how they can be translated into a mathematical formulation for the evaluation section:

---

### Algorithm 3 General calculation for accuracy in ZSTE tasks

---

- 1: **Evaluation procedure**
  - 2:   **Step 1: Audio Encoding**
  - 3:     Encode audio inputs using the Audio Encoder  $\mathcal{A}$  to get audio embeddings  $\mathcal{A}_i$
  - 4:     Ensure the embeddings are normalized to have a unit norm to maintain consistency in comparisons
  - 5:   **Step 2: Similarity Calculation**
  - 6:     Compute similarity scores between audio embeddings  $\mathcal{A}_i$  and text embeddings  $\mathcal{T}_j$  using a suitable similarity metric (e.g., cosine similarity)
  - 7:     Generate a similarity matrix  $\mathcal{S}$  where  $\mathcal{S}_{ij}$  represents the similarity between the  $i$ -th audio embedding and the  $j$ -th text embedding
  - 8:   **Step 3: Probability Calculation**
  - 9:     Apply the softmax function to the similarity scores to obtain probabilities  $p_{ij}$  for each class
  - 10:    
$$p_{ij} = \frac{e^{\mathcal{S}_{ij}}}{\sum_{k=1}^{50} e^{\mathcal{S}_{ik}}}$$
  - 11:   **Step 4: Classification and Accuracy Measurement**
  - 12:     Determine the predicted class by selecting the class with the highest probability for each audio input
  - 13:      $\hat{y}_i = \arg \max_j p_{ij}$
  - 14:     Measure accuracy by comparing predicted labels  $\hat{y}_i$  with ground truth labels  $y_i$ :  $\text{Acc}_1 = \frac{1}{|\mathcal{U}|} \sum_{i \in \mathcal{U}} \mathbf{1}(\hat{y}_i = y_i)$
  - 15: **return** Evaluation scores  $\text{Acc}_1$ , insights, and potential improvements
-

---

**Algorithm 4** Audio-Text Matching Evaluation with CLAP Model
 

---

```

1: Initialize CLAP model with pre-trained weights
2: Load dataset  $D = \{(a_i, t_i)\}_{i=1}^N$ 
3: Split dataset into training, validation, and test sets
4: Prepare DataLoader for batch processing
5: Load wordsList from file
6: Set prompt as ‘this is a sound of ’
7: Create target texts  $y = [\text{prompt} + x \text{ for } x \text{ in words\_list}]$ 
8: function ONEHOTENCODE(text, wordsList)
9:   Initialize a zero vector  $\text{oneHotVector} \in \{0, 1\}^{|\text{wordsList}|}$ 
10:  for each  $\text{word} \in \text{wordsList}$  do
11:    if text starts with  $\text{word}$  then
12:      Set  $\text{oneHotVector}[\text{index of word}] \rightarrow 1$ 
13:    break
14:    end if
15:  end for
16:  return  $\text{oneHotVector}$ 
17: end function
18: for each  $\text{batch} \in \text{testLoader}$  do
19:   Extract audio and text samples from  $\text{batch}$ 
20:   Compute audio embeddings  $f_{\text{audio}}(a_i)$ 
21:   One-hot encode the text samples
22:   for each  $t_j$  in text samples do
23:      $\text{oneHotVector} \leftarrow \text{OneHotEncode}(t_j, \text{wordsList})$ 
24:     Compute text embeddings  $f_{\text{text}}(\text{oneHotVector})$ 
25:   end for
26:   Compute similarity scores  $s(f_{\text{audio}}(a_i), f_{\text{text}}(\text{OneHotEncode}(t_j, \text{wordsList})))$ 
27:   Apply softmax to get  $P(t_j|a_i)$ 
28:   Record predicted and true labels
29: end for
30: Compute accuracy:
31:   Accuracy =  $\frac{1}{N} \sum_{i=1}^N \mathbb{I}(\hat{t}_i = t_i)$ 
32:   where  $\hat{t}_i = \arg \max_{t \in T} s(a_i, t)$  and  $\mathbb{I}$  is used as the indicator function.
33: return accuracy

```

---