

The Onset of Intermittency in Active Turbulence

Kolluru Venkata Kiran,^{1,*} Kunal Kumar,^{2,†} Anupam Gupta,^{3,‡} Rahul Pandit,^{1,§} and Samridhhi Sankar Ray^{2,¶}

¹Centre for Condensed Matter Theory, Department of Physics, Indian Institute of Science, Bengaluru, 560012, India

²International Centre for Theoretical Sciences, Tata Institute of Fundamental Research, Bengaluru 560089, India

³Department of Physics, Indian Institute of Technology,
Hyderabad, Kandi Sangareddy Telangana, 502285, India

(Dated:)

Recent results suggest that highly active, chaotic, non-equilibrium states of *living* fluids might share much in common with high Reynolds number, inertial turbulence. We now show, by using a hydrodynamical model, the onset of intermittency and the consequent multiscaling of Eulerian and Lagrangian structure functions as a function of the bacterial activity. Our results bridge the worlds of low and high Reynolds number flows as well as open up intriguing possibilities of what makes flows intermittent.

The phenomenon of intermittency is most commonly associated with high-Reynolds-number fluid flows that are turbulent [1]. An analytical theory of such intermittency has remained elusive because of the formidable challenges posed by the nonlinearity of the Navier-Stokes equations of hydrodynamics [2]. Nevertheless, experiments, observations and numerical simulations of three-dimensional (3D) fluid turbulence (henceforth inertial turbulence) clearly show strong evidence of intermittency [1], which manifests itself, *inter alia*, in the measured deviations of the exponent ζ_p of the order- p , equal-time, inertial-range velocity structure functions from the mean-field, dimensional linear $p/3$ result of Kolmogorov [3] from 1941 (K41). Specifically, $\zeta_p \geq p/3$ for $p < 3$ and $\zeta_p \leq p/3$ for $p \geq 3$ with $\zeta_3 = 1$ [1]. Such intermittency or anomalous scaling has also been seen in magneto-hydrodynamic [4], passive-scalar (advected by the Navier-Stokes velocity) [5] and quantum [6–8] turbulence. Consequently, in the fluid-turbulence community, a perception has emerged that intermittency and anomalous scaling are a consequence of the high-Reynolds-number fluid turbulence. However, recent results in low-Reynolds systems [9–14], suggest that this is not entirely correct.

A starting point is a reexamination of this perception in dense bacterial suspensions which behave like (living) fluids at approximately zero Reynolds numbers [15–18]. The emergent fluidised state of such dense suspensions is known to display a variety of dynamical phases [19–21]. Most prominently, for a range of activity α , these two-dimensional, low-Reynolds number fluids are marked by chaotic, vortical motion, which is remarkably similar to inertial high-Re turbulence [22, 23]. Hence, the nomenclature *active turbulence* [15] to describe such non-equilibrium states [18, 24]. Not surprisingly, active turbulence has been the subject of several recent studies, some with biological motivations, such as evasion and foraging [25, 26], and other investigations of the nature of active turbulence and its relation with fluid turbulence [19, 20, 27–33].

There is an additional important reason for us to study this system. The question of multiscaling in active turbulence was examined experimentally a decade ago with contradictory conclusions: The experiments of Liu and I [9] found evidence for the multiscaling of ζ_p ; by contrast, Wensink *et al.* [15]

reported a complete absence of such signatures of intermittency. We resolve this contradiction by showing how active turbulence can display *a transition from simple scaling to multiscaling as a function of the activity parameter*. This offers a natural explanation for why experiments can lead to varying conclusions regarding intermittency.

Dense, bacterial suspensions follow a hydrodynamic description [34]

$$\partial_t \mathbf{u} + \lambda \mathbf{u} \cdot \nabla \mathbf{u} = -\nabla p - \Gamma_0 \nabla^2 \mathbf{u} - \Gamma_2 \nabla^4 \mathbf{u} - (\alpha + \beta |\mathbf{u}|^2) \mathbf{u}, \quad (1)$$

$$\nabla \cdot \mathbf{u} = 0, \quad (2)$$

where $\mathbf{u}(\mathbf{x}, t)$ is the coarse-grained, incompressible, velocity field of the motile bacterial (active) suspension, with the positive parameter λ defining pusher-type bacteria. The chaotic patterns arise from instabilities that arise because $\Gamma_0, \Gamma_2 > 0$ [15, 27, 35–37]. Finally, the Toner-Tu drive [38, 39] is accounted for by the terms with coefficients α and β . Stability demands $\beta > 0$; and the negative activity parameter α injects energy; the more active the suspension the more negative is α . The TTSH equation (1) has the same advective nonlinearity as the Navier-Stokes (NS) equation. Hence, it is tempting to ask if there is a range of activity α , in which TTSH turbulence has statistical properties that are akin to those of inertial turbulence. In particular, does this activity-driven turbulence possess (approximate) scale-invariance, in a power-law range with a universal spectral scaling exponent, fluctuations, and intermittency that leads to multiscaling?

These questions were partially answered in a recent paper by Mukherjee, *et al.* [40] who showed, through a closure analysis complemented by direct numerical simulations, the existence of a critical activity α_c : For highly active suspensions $\alpha \lesssim \alpha_c$, the energy spectrum has a universal activity-independent scaling exponent and the distribution of velocity gradients and increments show distinct non-Gaussian tails. For mildly active suspensions $\alpha \gtrsim \alpha_c$, in contrast, the energy spectrum has a non-universal, activity-dependent scaling [27] with Gaussian distributions of velocity gradients and increments [15]. Furthermore, Kiran, *et al.* [31] have shown that probability distribution functions (PDFs) of temporal increments of the energy, along trajectories of Lagrangian tracers,

display wide, non-Gaussian tails. However, the question of the possible multiscaling of both Eulerian and Lagrangian velocity increments, the cornerstone of multiscaling in classical turbulence theory [see, e.g., [1, 41]], has remained unaddressed in active turbulence. We demonstrate that Eulerian and Lagrangian intermittency, in highly active TTSH turbulence, is similar to their inertial-turbulence counterparts.

Our study uses pseudospectral direct numerical simulations of Eqs. (1) on a doubly-periodic domain [29]. We perform different sets of simulations, with domain sizes ranging from $L = 2\pi$ to 80, and 1024^2 to 8192^2 collocation points. We use $\Gamma_0 = 0.045$, $\Gamma_2 = \Gamma_0^3$, $\beta = 0.5$, $\lambda = 3.5$ [15, 29, 30], and the activity parameter α is varied across the transition α_c .

In analogy with inertial turbulence, we turn our attention to the Eulerian scaling exponents ζ_p of the equal-time, longitudinal, order p structure function $S_p(r) \equiv \langle |\Delta \mathbf{u} \cdot \hat{\mathbf{r}}|^p \rangle \sim r^{\zeta_p}$, where $\Delta \mathbf{u} = \mathbf{u}(\mathbf{x} + \mathbf{r}) - \mathbf{u}(\mathbf{x})$. In particular, the second-order exponent ζ_2 is trivially associated with the scaling exponent of the energy spectrum $E(k) \sim k^{-\delta}$, for $1 \leq \delta \leq 3$, via the Wiener–Khinchin theorem, as $\zeta_2 = \delta - 1$. For $\alpha \lesssim \alpha_c$, we know $\delta = 3/2$ [40] and thence $\zeta_2 = 1/2$. We confirm this by showing, in the upper inset Fig. 1, the compensated second order structure function $r^{-\zeta_2} S_2$ versus r with ζ_2 set to 1/2 for $\alpha = -6 < \alpha_c$. The flat plateau, at values of r consistent with the spectral scaling range [40], is a confirmation of the self-consistency in our measurements of the structure functions. Furthermore, dimensional analysis suggests that, in the absence of intermittency $\zeta_p = p/4$ (the analog of the K41 scaling $p/3$ in inertial turbulence). We now evaluate $S_p(r)$ for $p > 2$ to uncover the deviations, because of intermittency, from the linear-scaling result $p/4$.

We measure high-order exponents in two ways: First, we use log-log plot of S_p vs. r to obtain the exponent from their local slopes, i.e., $\zeta_p = \langle \frac{d \log S_p}{d \log r} \rangle_r$. Here, $\langle \cdot \rangle_r$ denotes the average over r , in the plateau in the upper inset of Fig. 1, where the local slope is nearly flat; the standard deviation over this range yields the error in ζ_p . Second, we also calculate the exponent ratio $\frac{\zeta_p}{\zeta_2}$ by using a local slope analysis in conjunction with the extended-self-similarity (ESS) procedure [42, 43]: $\frac{\zeta_p}{\zeta_2} = \langle \frac{d \log S_p}{d \log S_2} \rangle_r$. Both these methods yield consistent values of ζ_p ; understandably, the error bars improve when we employ ESS, which allows us to obtain a scaling range close to two decades.

In Fig. 1 we show plots of $\frac{\zeta_p}{\zeta_2}$ versus p , for different values of $\alpha \lesssim \alpha_c$, with a thick black line passing through the mean values of these exponents, as a guide to the eye. Within error bars, the exponents for the different values of α overlap; we have checked that this is also true for different resolutions and system sizes. Furthermore, by using the ESS procedure, we obtain a scaling range close to two decades. Our measured exponent ratios show significant deviation from the simple linear scaling; this deviation is reminiscent of the convex, monotonically increasing plots of equal-time exponents in inertial turbulence [1, 44]. This then is the first, theoretical evidence that active turbulence indeed turns intermittent for values of α

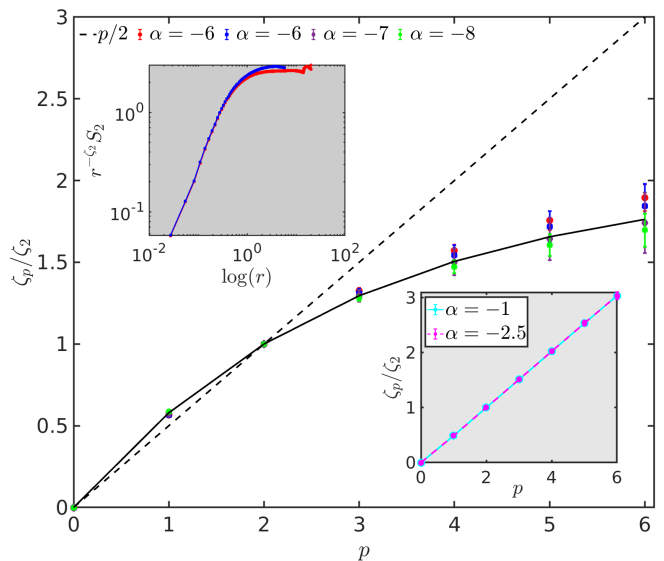


FIG. 1. A plot of the exponent ratios ζ_p/ζ_2 (with error bars) obtained from an extended self-similarity (ESS) analysis of the longitudinal structure function versus p for different values of $\alpha \lesssim \alpha_c$ (see legend; for $\alpha = -6$ we show exponents from two different simulations with different domain sizes); the dashed black denotes the (linear) scaling $p/2$. In the upper inset we show plots of the second-order (longitudinal) structure functions compensated with the scaling exponent $\zeta_2 = 0.5$ to show our results are consistent with what has been reported earlier for the spectral scaling and the extent our scaling range. In the lower inset, we show plots of ζ_p/ζ_2 versus p for $\alpha \gtrsim \alpha_c$ and from both sets of simulations (see legend). Clearly, for such mildly active suspensions the scaling exponents are linear with the order p . (The error bars are consistent with symbol sizes and not shown explicitly for clarity.)

beyond α_c and substantiates the experimental measurements made by Liu and I [9] as well as the suggestion of an emergent intermittency in measurements of the PDFs of velocity increments and the associated kurtosis [40].

To study milder activities, we carry out DNSs with $-1 \gtrsim \alpha \gtrsim \alpha_c$. In this range of α , the spectral scaling exponent is given by $\delta = \frac{\tau_{\text{eff}}(2\alpha + 8\beta E_{\text{tot}})}{\lambda} - 1 \gtrsim 0$, with an effective time-scale τ_{eff} and total energy E_{tot} of the suspension [22, 27, 40, 45]. Hence, there is no simple way to estimate the second-order exponent ζ_2 from the spectral exponent δ for such mildly active suspensions. Nevertheless, it is simple, by using the procedure outlined above, to estimate the ζ_p for such values of α . In the lower inset of Fig. 1, we present plots of ζ_p/ζ_2 vs. p , for $\alpha \gtrsim \alpha_c$, which show that ζ_p/ζ_2 depends linearly on p as noted for $0 \leq p \leq 4$ in Ref. [15]. Therefore, in this mild activity regime there is no multiscaling.

In inertial turbulence, intermittency manifests itself not only in to the Eulerian measurements, but also, and perhaps more crucially from the point of view of transport, mixing, and dispersion, in Lagrangian studies. Thus, a full appreciation of this activity-induced, emergent intermittency in low-Reynolds number flows requires us to investigate the problem in the Lagrangian framework, where the governing equations

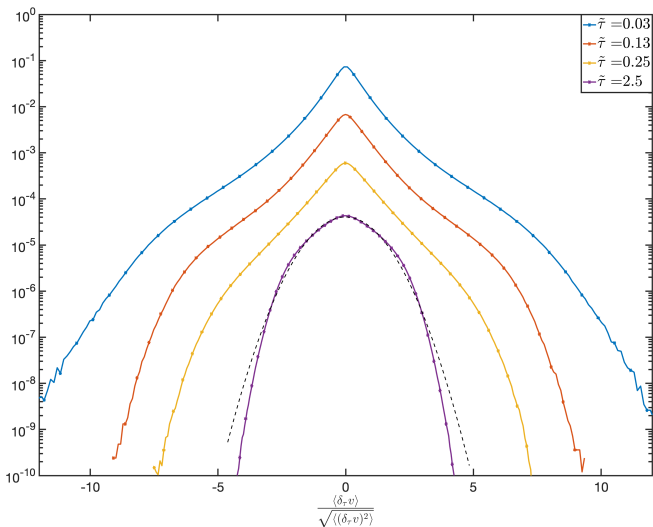


FIG. 2. Probability density functions (PDFs) of the Lagrangian velocity increments Δv_i (both Cartesian coordinates included) for different time lags $\bar{\tau} = \tau / (2\sqrt{2}\pi\Gamma_2 / |\Gamma_0|^2)$ (see legend) and for $\alpha = -6$. Clearly, these distributions are Gaussian (indicated by the dashed line) at large time lags, but show significant non-Gaussian tails as τ becomes smaller. (The curves are staggered vertically for clarity.)

for Lagrangian trajectories, \mathbf{x} , are given by

$$\frac{d\mathbf{x}}{dt} = \mathbf{v}; \quad \mathbf{v}(\mathbf{x}, t) = \mathbf{u}(\mathbf{x}). \quad (3)$$

We measure, in particular, the Lagrangian exponents ξ_p via the Lagrangian structure functions $S_p^L = \sum_i \langle |\Delta v_i|^p \rangle \sim \tau^{\xi_p}$, where $\Delta v_i \equiv v_i(t + \tau) - v_i(t)$, the time lag is τ , and the index i denotes the Cartesian component. We focus first on highly active suspension, so we present results for $\alpha = -6$. [We have checked that our results are robust for all values of $\alpha \lesssim \alpha_c$.]

The PDFs of Δv_i are instructive. For time lags much larger than the instability time scales, i.e., $\tau \gg 2\sqrt{2}\pi\Gamma_2 / |\Gamma_0|^2$, these PDFs ought to be Gaussian (irrespective of the value of α) as we see indeed in Fig. 2. However, for smaller values of $\tau \lesssim 2\sqrt{2}\pi\Gamma_2 / |\Gamma_0|^2$, we show in Fig. 2 that these PDFs develop fat, non-Gaussian tails (for $\alpha \lesssim \alpha_c$), a clear indication of Lagrangian intermittency [cf. Refs. [46] and [47] for inertial turbulence]. We characterise these fat tails, below, by direct measurements of ξ_p .

Before we turn to the actual measurements of the Lagrangian exponents, we recall that there is a simple dimensional argument [47, 48] which leads to a relation between the Lagrangian exponents ξ_p and the Eulerian exponents ζ_p : If in time τ , the Lagrangian particle moves from \mathbf{x}_1 to \mathbf{x}_2 , with $\mathbf{r} = |\mathbf{x}_2 - \mathbf{x}_1|$ and $r = |\mathbf{r}|$, and we assume that the corresponding Lagrangian-velocity increment $\Delta v \sim |\Delta \mathbf{u} \cdot \hat{\mathbf{r}}| \sim S_1(r)$, then it follows that $\Delta v \sim r^{\zeta_1}$. The estimate $r \sim (\Delta v)\tau$ for the distance traveled by the Lagrangian particle, yields $\Delta v \sim \tau^{\frac{\zeta_1}{1-\zeta_1}}$; this implies that $\xi_1 = \frac{\zeta_1}{1-\zeta_1}$. If we assume

that simple scaling holds (i.e., there is no intermittency), then $\zeta_p = p/4$; and $\xi_1 = 1/3$ and $\xi_p = p/3$. (For inertial turbulence, a similar argument gives $\xi_p = p/2$ [47, 48].)

To go beyond simple scaling, we must obtain the Lagrangian exponents ξ_p from our DNS. Once a statistically steady state is reached, we seed the flow, with 10^5 tracer particles, initially distributed randomly, and obtain their trajectories by integrating Eq. (3). For time marching we use a second-order Runge-Kutta scheme and use bilinear interpolation for \mathbf{u} at off-grid points.

We first focus on the second-order Lagrangian structure function to confirm $\xi_2 \simeq 2/3$. Then we use a combination of ESS [42, 43] and local-slope analysis to calculate ξ_p/ξ_2 . In the inset of Fig. 3, we show (for $\alpha = -6$) plots of the local slopes $\frac{d \log S_p^L}{d \log S_2^L}$ vs. τ . In the limit $\tau \rightarrow 0$, the local slopes asymptote $\sim p/2$ because small-scale smoothness yields the Taylor-expansion result $S_p^L \sim \tau^p$. For slightly larger values of $\tau \simeq \mathcal{O}(10^{-1})$, there is a dip in the local slopes, which is familiar from similar measurements in inertial turbulence [47, 49]), where this dip is attributed to the trapping of tracers in vortices. For even larger values of τ , beyond this dip, a new scaling range emerges for $S_p^L(\tau)$, which corresponds to the scaling range for the Eulerian $S_p(r)$ [Fig. 1], if we relate time and length scales via $\tau \sim r/\Delta v$. In the inset Fig. 3, this range seen appears as a plateau after the dip; the mean value of this plateau and the standard deviation from this mean yield the exponent ratios ξ_p/ξ_2 and their error bars, respectively. If there were no intermittency, we would have found $\xi_p = p/3$ and $\xi_p/\xi_2 = p/2$. Our plot the exponent ratios as a function of p , in Fig. 3, shows significant deviations from the simple-scaling the $p/2$ line. This clear departure from linear scaling underlines the presence of Lagrangian intermittency in low-Re TTS turbulence. Furthermore, we find another intriguing similarity with recent results for inertial turbulence [44, 50]: The exponents ξ_p saturate to a constant for $p \gtrsim 5$. In inertial turbulence, this saturation of Lagrangian exponents has been attributed to the saturation of the exponents ζ_p^\perp of the transverse, equal-time Eulerian structure functions: $S_p^\perp(r) \equiv \langle |\Delta \mathbf{u} - (\Delta \mathbf{u} \cdot \hat{\mathbf{r}})\hat{\mathbf{r}}|^p \rangle \sim r^{\zeta_p^\perp}$. We uncover a similar correspondence with $\zeta_p^\perp \approx \xi_p$ for $p \gtrsim 5$ (see Fig. 3); these exponent ratios appear to saturate to $\simeq 1.5$. In inertial turbulence, it has been argued such saturation is likely because of slender vortex filaments [1, 44]. We conjecture that the exponent saturation we see, for $\alpha \lesssim \alpha_c$, may be related to localised streak-like structures, which have been seen in earlier studies [20, 21, 32].

We have also obtained S_p^L in the mild-activity range $\alpha_c < \alpha < 0$. We have shown above, the Eulerian structure functions S_p display simple scaling in this range. By contrast, the behavior of S_p^L is more complex inasmuch as they show intermittent deviations from Gaussian statistics, but only at small values of τ . However, the Lagrangian structure functions S_p^L do not display a well-defined inertial range of scales, of the type we show in Fig. 3 for the high-activity case $\alpha = -6$.

Our Eulerian and Lagrangian analyses of the emergent mul-

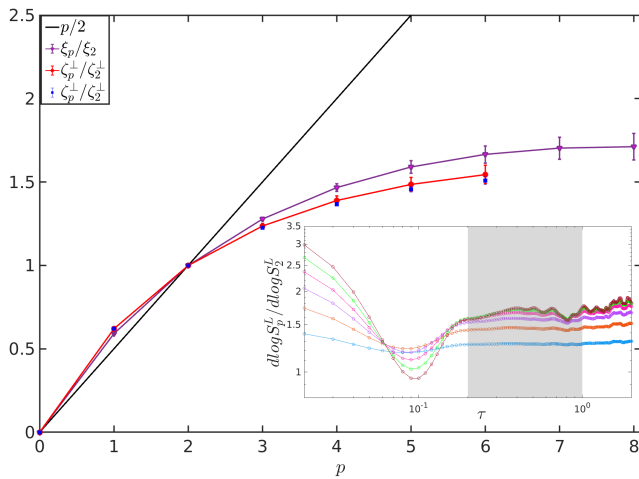


FIG. 3. Plots (with error bars) of the Lagrangian exponent ratios ξ_p/ξ_2 and the Eulerian transverse structure function exponent ratios $\zeta_p^\perp/\zeta_2^\perp$ (from two different simulations with different domain sizes; see legend) for $\alpha = -6$. The solid black line gives the linear scaling result $p/2$. In the inset we show the local slopes $d \log S_p^L / d \log S_2^L$ versus the temporal increment τ for various orders: $p = 3$ (blue), $p = 4$ (orange), $p = 5$ (light purple), $p = 6$ (pink), $p = 7$ (light green) and $p = 8$ (maroon).

tiscaling in the hydrodynamic model (1) for dense, bacterial suspensions are interesting for several reasons. It shows that active turbulence in these suspensions shares key fingerprints of inertial turbulence, namely, the multiscaling of both Eulerian and Lagrangian structure function, in the high-activity regime $\alpha \lesssim \alpha_c$. This emergent multiscaling, as a function of α , also resolves the contradiction in the findings from experiments reported earlier. In the experiments of Wensink *et al.* [15], the variation in the velocity field are small and the typical velocities $\simeq 25 \mu\text{m}/\text{sec}$ lead to $\alpha \simeq -1 > \alpha_c$. Hence, as reported by us in the lower inset of Fig. 1, a simple scaling of ζ_p emerges. In the experiments of Liu and I [9], while the typical large scale velocities are similar, they report much strong variations in speeds, up to $\simeq 55 \mu\text{m}/\text{sec}$, leading to an effective $\alpha \simeq -4 \simeq \alpha_c$. Indeed, their multiscaling exponents are consistent with Fig. 1 and in particular with our measured ζ_2 . (We refer the reader to the Supplementary Information in Ref. [15] for details on the conversion of experimentally measured velocities to the activity parameter α .)

From the point of view of the biology of such suspensions, however, it is not immediately obvious how such multiscaling leads to natural advantages. Intermittency in inertial turbulence has been shown to have a direct bearing on the rate of aggregate formation of suspended droplets [51] and hence, e.g., the time scales for rain initiation in warm clouds. Could there be similar natural advantage, from the point of view of biology, for active-turbulence-induced intermittency in bacterial suspensions? This question needs further investigation. In future work we will study the precise connection between the Lagrangian multiscaling, which we report for $\alpha \lesssim \alpha_c$, and the onset of superdiffusion [20, 52], which has immediate and

easily appreciated biological consequences.

Beyond possible biological implications of our results, there is a second reason why this work is important. We believe that our work significantly understands the dynamics of dense bacterial suspensions in ways which isolates the truly *turbulent* effects from those stemming from simpler chaotic motion. More intriguingly, and at a broader conceptual framework, this study yet again underlines that intermittency can be an emergent phenomena in flows where the nonlinearity does not, trivially, dominate the viscous damping. Indeed, there is increasing evidence of intermittency emerging in systems which are not turbulent in the classical sense. Examples include flows with modest Reynolds number of $\sim \mathcal{O}(10^2)$ showing intermittent behaviour characteristic of high Reynolds turbulence [53], self-propelling active droplets with intermittent fluctuations [11], active matter systems of self-propelled particles, which undergo a glass transition, with an intermittent phase before dynamical arrest [54], and perhaps most pertinently, in elastic turbulence [12, 13]. Thus, we believe, our work will contribute further to understanding what causes flows to turn intermittent. Answers to such questions will also help in understanding fundamental questions in high Reynolds number turbulence.

RP and KVK acknowledge support from SERB and NSM (India) and thank SERC (IISc) for computational resources. KK and SSR are indebted to S. Mukherjee for his tutelage on understanding active turbulence as well as developing the DNS code at ICTS. The CPU/MPI simulations were performed on the ICTS clusters *Tetris* and *Contra*. The GPU simulations were performed on the CUDA A100 at Department of Physics, IISc. KVK and SSR thank Rahul Singh for careful reading of the manuscript. SSR acknowledges SERB-DST (India) projects STR/2021/000023 and CRG/2021/002766 for financial support. KK and SSR acknowledges the support of the DAE, Govt. of India, under project no. 12-R&D-TFR-5.10-1100 and project no. RTI4001. AG acknowledges SERB-DST (India) projects MTR/2022/000232, CRG/2023/007056-G for financial support.

* kiran8147@gmail.com

† kunal.kumar@icts.res.in

‡ agupta@phy.iith.ac.in

§ rahul@iisc.ac.in

¶ samridhisankarray@gmail.com

- [1] U. Frisch, *Turbulence: The Legacy of A. N. Kolmogorov* (Cambridge University Press, 1996).
- [2] An analytical theory has been developed for Kraichnan's model of passive-scalar turbulence [55], in which the passive-scalar equation is *linear*.
- [3] A. N. Kolmogorov, Proceedings of the Royal Society of London. Series A: Mathematical and Physical Sciences **434**, 9 (1991).
- [4] A. Basu, A. Sain, S. K. Dhar, and R. Pandit, *Phys. Rev. Lett.* **81**, 2687 (1998).
- [5] D. Mitra and R. Pandit, *Phys. Rev. Lett.* **95**, 144501 (2005).

- [6] L. Boué, V. L'vov, A. Pomyalov, and I. Procaccia, *Phys. Rev. Lett.* **110**, 014502 (2013).
- [7] E. Rusaouen, B. Chabaud, J. Salort, and P.-E. Roche, *Physics of Fluids* **29**, 105108 (2017).
- [8] A. K. Verma, S. Shukla, V. Shukla, A. Basu, and R. Pandit, *Physical Review E* **108**, 045103 (2023).
- [9] K.-A. Liu and L. I., *Physical Review E—Statistical, Nonlinear, and Soft Matter Physics* **86**, 011924 (2012).
- [10] X. Qiu, L. Ding, Y. Huang, M. Chen, Z. Lu, Y. Liu, and Q. Zhou, *Phys. Rev. E* **93**, 062226 (2016).
- [11] N. B. Padhan and R. Pandit, *Phys. Rev. Res.* **5**, L032013 (2023).
- [12] R. K. Singh, P. Perlekar, D. Mitra, and M. E. Rosti, *Nature Communications* **15**, 4070 (2024).
- [13] R. K. Singh and M. E. Rosti, *arXiv preprint ArXiv:2309.14752v1* (2023).
- [14] Y. Huang, *Physics of Fluids* **36**, 065149 (2024).
- [15] H. H. Wensink, J. Dunkel, S. Heidenreich, K. Drescher, R. E. Goldstein, H. Löwen, and J. M. Yeomans, *Proceedings of the National Academy of Sciences* **109**, 14308 (2012).
- [16] M. C. Marchetti, J. F. Joanny, S. Ramaswamy, T. B. Liverpool, J. Prost, M. Rao, and R. A. Simha, *Rev. Mod. Phys.* **85**, 1143 (2013).
- [17] S. Ramaswamy, *Journal of Statistical Mechanics: Theory and Experiment* **2017**, 054002 (2017).
- [18] R. Alert, J. Casademunt, and J.-F. Joanny, *Annual Review of Condensed Matter Physics* **13**, 143 (2022).
- [19] M. James, D. A. Suchla, J. Dunkel, and M. Wilczek, *Nature Communications* **12**, 5630 (2021).
- [20] S. Mukherjee, R. K. Singh, M. James, and S. S. Ray, *Phys. Rev. Lett.* **127**, 118001 (2021).
- [21] L. Puggioni, G. Boffetta, and S. Musacchio, *arXiv preprint arXiv:2206.09655* (2022).
- [22] G. Boffetta and R. E. Ecke, *Annual Review of Fluid Mechanics* **44**, 427 (2012).
- [23] R. Pandit, D. Banerjee, A. Bhatnagar, M. Brachet, A. Gupta, D. Mitra, N. Pal, P. Perlekar, S. S. Ray, V. Shukla, and D. Vincenzi, *Physics of Fluids* **29**, 111112 (2017).
- [24] J. K. Bhattacharjee and T. R. Kirkpatrick, *Phys. Rev. Fluids* **7**, 034602 (2022).
- [25] N. E. Humphries, N. Queiroz, J. R. Dyer, N. G. Pade, M. K. Musyl, K. M. Schaefer, D. W. Fuller, J. M. Brunnschweiler, T. K. Doyle, J. D. Houghton, *et al.*, *Nature* **465**, 1066 (2010).
- [26] G. Volpe and G. Volpe, *Proceedings of the National Academy of Sciences* **114**, 11350 (2017).
- [27] V. Bratanov, F. Jenko, and E. Frey, *Proceedings of the National Academy of Sciences* **112**, 15048 (2015).
- [28] F. Zanger, H. Löwen, and J. Saal, in *Mathematics for Non-linear Phenomena: Analysis and Computation: International Conference in Honor of Professor Yoshikazu Giga on his 60th Birthday* (Springer, 2015) pp. 285–303.
- [29] M. James and M. Wilczek, *The European Physical Journal E* **41**, 21 (2018).
- [30] S. C. P. and A. Joy, *Phys. Rev. Fluids* **5**, 024302 (2020).
- [31] K. V. Kiran, A. Gupta, A. K. Verma, and R. Pandit, *Phys. Rev. Fluids* **8**, 023102 (2023).
- [32] R. K. Singh, S. Mukherjee, and S. S. Ray, *Phys. Rev. Fluids* **7**, 033101 (2022).
- [33] J. D. Gibbon, K. V. Kiran, N. B. Padhan, and R. Pandit, *Physica D: Nonlinear Phenomena* **444**, 133594 (2023).
- [34] R. Alert, J.-F. Joanny, and J. Casademunt, *Nature Physics* **16**, 682 (2020).
- [35] J. Swift and P. C. Hohenberg, *Phys. Rev. A* **15**, 319 (1977).
- [36] R. Aditi Simha and S. Ramaswamy, *Phys. Rev. Lett.* **89**, 058101 (2002).
- [37] M. Linkmann, M. C. Marchetti, G. Boffetta, and B. Eckhardt, *Physical Review E* **101**, 022609 (2020).
- [38] J. Toner and Y. Tu, *Phys. Rev. Lett.* **75**, 4326 (1995).
- [39] J. Toner and Y. Tu, *Phys. Rev. E* **58**, 4828 (1998).
- [40] S. Mukherjee, R. K. Singh, M. James, and S. S. Ray, *Nature Physics* **19**, 891 (2023).
- [41] D. Buaria and K. R. Sreenivasan, *Phys. Rev. Lett.* **131**, 204001 (2023).
- [42] R. Benzi, S. Ciliberto, R. Tripiccion, C. Baudet, F. Massaioli, and S. Succi, *Phys. Rev. E* **48**, R29 (1993).
- [43] S. Chakraborty, U. Frisch, and S. S. Ray, *Journal of Fluid Mechanics* **649**, 275–285 (2010).
- [44] D. Buaria and K. R. Sreenivasan, *Phys. Rev. Lett.* **131**, 204001 (2023).
- [45] H. Rose and P. Sulem, *Journal de Physique* **39**, 441 (1978).
- [46] N. Mordant, P. Metz, O. Michel, and J.-F. Pinton, *Phys. Rev. Lett.* **87**, 214501 (2001).
- [47] A. Arnèodo, R. Benzi, J. Berg, L. Biferale, E. Bodenschatz, A. Busse, E. Calzavarini, B. Castaing, M. Cencini, L. Chevillard, R. T. Fisher, R. Grauer, H. Homann, D. Lamb, A. S. Lanotte, E. Lévêque, B. Lüthi, J. Mann, N. Mordant, W.-C. Müller, S. Ott, N. T. Ouellette, J.-F. Pinton, S. B. Pope, S. G. Roux, F. Toschi, H. Xu, and P. K. Yeung (International Collaboration for Turbulence Research), *Phys. Rev. Lett.* **100**, 254504 (2008).
- [48] L. Biferale, G. Boffetta, A. Celani, B. J. Devenish, A. Lanotte, and F. Toschi, *Phys. Rev. Lett.* **93**, 064502 (2004).
- [49] M. Buzzicotti, A. Bhatnagar, L. Biferale, A. S. Lanotte, and S. S. Ray, *New Journal of Physics* **18**, 113047 (2016).
- [50] K. P. Iyer, K. R. Sreenivasan, and P. K. Yeung, *Phys. Rev. Fluids* **5**, 054605 (2020).
- [51] J. Bec, S. S. Ray, E. W. Saw, and H. Homann, *Phys. Rev. E* **93**, 031102 (2016).
- [52] G. Ariel, A. Rabani, S. Benisty, J. D. Partridge, R. M. Harshey, and A. Be'Er, *Nature communications* **6**, 1 (2015).
- [53] J. Schumacher, J. D. Scheel, D. Krasnov, D. A. Donzis, V. Yakhot, and K. R. Sreenivasan, *Proceedings of the National Academy of Sciences* **111**, 10961 (2014).
- [54] R. Mandal, P. J. Bhuyan, P. Chaudhuri, C. Dasgupta, and M. Rao, *Nature Communications* **11**, 2581 (2020).
- [55] G. Falkovich, K. Gawędzki, and M. Vergassola, *Rev. Mod. Phys.* **73**, 913 (2001).