

The Distributionally Robust Infinite-Horizon LQR

Joudi Hajar, Taylan Kargin, Vikrant Malik, Babak Hassibi

Abstract—We explore the infinite-horizon Distributionally Robust (DR) linear-quadratic control. While the probability distribution of disturbances is unknown and potentially correlated over time, it is confined within a Wasserstein-2 ball of a radius r around a known nominal distribution. Our goal is to devise a control policy that minimizes the worst-case expected Linear-Quadratic Regulator (LQR) cost among all probability distributions of disturbances lying in the Wasserstein ambiguity set. We obtain the optimality conditions for the optimal DR controller and show that it is non-rational. Despite lacking a finite-order state-space representation, we introduce a computationally tractable fixed-point iteration algorithm. Our proposed method computes the optimal controller in the frequency domain to any desired fidelity. Moreover, for any given finite order, we use a convex numerical method to compute the best rational approximation (in H_∞ -norm) to the optimal non-rational DR controller. This enables efficient time-domain implementation by finite-order state-space controllers and addresses the computational hurdles associated with the finite-horizon approaches to DR-LQR problems, which typically necessitate solving a Semi-Definite Program (SDP) with a dimension scaling with the time horizon. We provide numerical simulations to showcase the effectiveness of our approach.

I. INTRODUCTION

How to deal with uncertainty is a core challenge in decision-making. Control systems inherently encounter various uncertainties, such as external disturbances, measurement errors, model disparities, and temporal variations in dynamics [1], [2]. Neglecting these uncertainties in policy design can result in considerable performance decline and may lead to unsafe and unintended behavior [3].

Traditionally, the challenge of uncertainty in control systems has been predominantly approached through either the stochastic or robust control frameworks [4], [5], [6]. Stochastic control, as seen in Linear-Quadratic-Gaussian (LQG) or H_2 control, aims to minimize an expected cost, assuming disturbances follow a known probability distribution [7]. However, in many practical scenarios, the true distribution is often estimated from sampled data, introducing vulnerability to inaccurate models. On the other hand, robust control minimizes the worst-case cost across potential disturbance realizations, such as those with bounded energy or power (H_∞ control) [8]. While this ensures robustness, it can be overly conservative.

To tackle the above challenge, a recent approach called *Distributionally Robust (DR) Control* has emerged. In contrast to traditional approaches such as H_2 or H_∞ control

that focus on a single probability distribution or on a worst-case disturbance realization, the DR framework addresses the uncertainty in system dynamics and disturbances by considering ambiguity sets – sets of plausible probability distributions [9], [10], [11], [12], [13], [14], [15]. This methodology aims to design controllers that exhibit robust performance across all probability distributions within a given ambiguity set. The size of the ambiguity set provides control over the desired robustness against distributional uncertainty, ensuring that the resulting controller is not excessively conservative.

Different measures of distributional mismatch, such as total variation [16], [17] and KL divergence [18], are explored in DR control. However, for computational feasibility, ambiguity sets are commonly defined as Wasserstein-2 balls around a nominal distribution [19], [20]. This choice ensures a practical way, since the optimization of quadratic costs over Wasserstein-2 balls leads to semi-definite programs, to connect the domains of stochastic and adversarial uncertainties.

A. Contributions

In this study, we explore the Wasserstein-2 distributionally robust LQR (DR-LQR) control framework. DR-LQR control seeks to design controllers that minimize the worst-case expected cost across distributions chosen adversarially within a Wasserstein-2 ambiguity set. Our contributions are summarized as follows.

a) Stabilizing Infinite-Horizon Controller.: Rather than the finite-horizon setting prevalent in the DR control literature [11], [12], [14], [21], [22], we focus on the infinite-horizon setting. Thus, we provide long-term stability and robustness guarantees.

b) Robustness to Arbitrarily Correlated Disturbances.: Unlike several prior works which assume time-independence of the disturbances [9], [10], [11], [12], [23], [13], [14], we do not impose such assumptions so that the resulting controllers are robust against time-correlated disturbances.

c) Computationally Efficient Controller Synthesis.: Leveraging a strong duality result, we obtain the exact Karush-Khun-Tucker (KKT) conditions for the worst-case distribution and the optimal causal controller. We show that, although the resulting controller is non-rational, *i.e.*, it does not admit a finite state-space form, it can still be computed very efficiently. We provide a computationally efficient numerical method to compute the optimal non-rational DR-LQR controller in the frequency domain via fixed-point iterations. We further show how to find the best rational approximation, and thereby the best finite-dimensional state-space controller, for any given degree. Prior works focus on finite horizon problems (see [21], [22], [12]) and therefore

The authors are with the Electrical Engineering Department at Caltech. Their emails are {jhajar, tkargin, vmalik, hassibi}@caltech.edu

have no stability guarantees. More importantly, they are hampered by the fact that they require solving a semi-definite program (SDP) whose size scales with the time horizon. This prohibits their applicability when the time horizon is large. Our approach enables efficient implementation of the infinite-horizon DR-LQR controller.

d) Comparison to [24]: Earlier work of the authors studied the problem of infinite horizon distributionally robust regret-optimal (DR-RO) control [24]. The DR-RO control is similar to the LQR problem considered here, since the cost in both cases is quadratic. In the context of distributionally-robust control in [24], the regret-optimal control problem (originally studied in [25], [26]) is much simpler since the cost of the optimal non-causal controller is removed from the LQR cost. In this paper we show that, despite the more complicated form of the quadratic cost, the main results of [24] extend to the LQR case. The KKT conditions, the fixed-point iterative algorithm, and the final controller are different, but the general methodology goes through.

II. PRELIMINARIES AND PROBLEM SETUP

A. Notations

Going forward, calligraphic letters (\mathcal{K} , \mathcal{M} , \mathcal{L} , etc.) represent infinite-horizon operators, while boldface letters (\mathbf{K} , \mathbf{C} , \mathbf{w} , etc.) denote finite-horizon operators. \mathcal{I} and \mathbf{I} are the identity operators. \mathcal{M}^* is the adjoint of \mathcal{M} , and \succ denotes the positive-definite ordering. The trace functions for finite and infinite horizon operators are denoted by $\text{tr}(\cdot)$ and $\text{Tr}(\cdot)$, respectively, where $\text{Tr}(\mathcal{I}) = p$ for a finite horizon. The Euclidean norm is denoted by $\|\cdot\|$, while $\|\cdot\|_\infty$ and $\|\cdot\|_2$ refer to the H_∞ (operator) and H_2 (Frobenius) norms, respectively. \mathcal{M}_+ and \mathcal{M}_- are the causal and strictly anti-causal parts of \mathcal{M} . The notation $\sqrt{\mathcal{M}}$ or $\mathcal{M}^{\frac{1}{2}}$ indicates the symmetric positive square root. Matrices in the set of positive semi-definite matrices are represented by \mathbb{S}_+^n , and $[\cdot]_T$ signifies the finite-horizon restriction of operators. $|z|$ is the magnitude and z^* is the conjugate of a complex number $z \in \mathbb{C}$. The complex unit circle is denoted by \mathbb{T} . Finally, σ denotes the singular value, id denotes the identity map, and \times the cartesian product.

B. Linear-Quadratic Control

Consider the state-space representation of discrete-time linear time-invariant (LTI) dynamical system:

$$x_{t+1} = Ax_t + B_u u_t + B_w w_t, \quad (1)$$

Here, $x_t \in \mathbb{R}^n$ denotes the state, $u_t \in \mathbb{R}^d$ is the control input, and $w_t \in \mathbb{R}^p$ is the disturbance. We posit that both the pairs (A, B_u) and (A, B_w) are stabilizable in the usual sense. For a finite horizon $T > 0$, the system in (1) incurs a quadratic cost as

$$\text{cost}_T(\mathbf{u}, \mathbf{w}) := \sum_{t=0}^{T-1} x_t^\top Q x_t + u_t^\top R u_t, \quad (2)$$

where $Q, R \succ 0$. Without loss of generality, we let $Q = I$, $R = I$ by redefining $x_t \leftarrow Q^{\frac{1}{2}} x_t$ and $u_t \leftarrow R^{\frac{1}{2}} u_t$.

a) System in Operator Form: We opt for operator notation for system (1) in the rest of this paper. For a given horizon $T > 0$, we let the sequences $\mathbf{x} := \{x_t\}_{t=0}^{T-1}$, $\mathbf{u} := \{u_t\}_{t=0}^{T-1}$, and $\mathbf{w} := \{w_t\}_{t=0}^{T-1}$, represent the state, control input and exogenous disturbances, respectively. Likewise, we represent their infinite-horizon counterparts using the bi-infinite sequences $x := \{x_t\}_{t \in \mathbb{Z}}$, $u := \{u_t\}_{t \in \mathbb{Z}}$, and $w := \{w_t\}_{t \in \mathbb{Z}}$.

Using the above definitions, we express the system dynamics in both finite and infinite horizon in operator form as

$$\begin{aligned} \text{Finite-horizon: } \mathbf{x} &= \mathbf{F}\mathbf{u} + \mathbf{G}\mathbf{w}, \\ \text{Infinite-horizon: } x &= \mathcal{F}u + \mathcal{G}w. \end{aligned} \quad (3)$$

where $(\mathcal{F}, \mathcal{G})$ denote strictly causal (strictly lower triangular) bi-infinite block Toeplitz operators and (\mathbf{F}, \mathbf{G}) represent their finite horizon equivalents, for a horizon $T > 0$. Employing this notation, we succinctly express the LQR cost in Eq. (2) as $\text{cost}_T(\mathbf{u}, \mathbf{w}) := \|\mathbf{x}\|^2 + \|\mathbf{u}\|^2$.

b) Control: We focus on linear disturbance feedback control policies (DFC) which map disturbances to the control input: $\mathbf{u} = \mathbf{K}\mathbf{w}$, for any $\mathbf{K} \in \mathcal{K}_T$, where \mathcal{K}_T is the set of causal (online) DFC policies in the finite-horizon of length $T > 0$. The infinite-horizon counterpart of our control policy is $u = \mathcal{K}w$ for any $\mathcal{K} \in \mathcal{K}$, with \mathcal{K} the set of causal and time-invariant DFC policies in the infinite horizon.

Under a fixed control policy \mathcal{K} , the closed-loop transfer operator, $\mathcal{T}_{\mathcal{K}}$, which maps the disturbances to the state and control input, is defined as

$$\mathcal{T}_{\mathcal{K}} : w \mapsto \begin{bmatrix} x \\ u \end{bmatrix} := \begin{bmatrix} \mathcal{F}\mathcal{K} + \mathcal{G} \\ \mathcal{K} \end{bmatrix} w. \quad (4)$$

The finite-horizon counterpart of the closed-loop transfer operator (4) denoted as $\mathbf{T}_{\mathbf{K}}$, is used to rewrite the quadratic cost (2) as

$$\text{cost}_T(\mathbf{K}, \mathbf{w}) = \mathbf{w}^* \mathbf{T}_{\mathbf{K}}^* \mathbf{T}_{\mathbf{K}} \mathbf{w}. \quad (5)$$

C. Distributionally Robust LQR Control

We study the distributionally robust LQR control problem, and seek to design a causal controller which minimizes the worst-case expected LQR cost when the probability distributions of the disturbances reside within a Wasserstein-2 (W_2) ambiguity set. The Wasserstein-2 metric between two distributions $\mathbb{P}_1, \mathbb{P}_2$ is defined as

$$W_2(\mathbb{P}_1, \mathbb{P}_2) := \left(\inf_{\pi \in \Pi(\mathbb{P}_1, \mathbb{P}_2)} \int \|w_1 - w_2\|^2 \pi(dw_1, dw_2) \right)^{\frac{1}{2}},$$

with $\Pi(\mathbb{P}_1, \mathbb{P}_2)$ representing all the joint distributions with marginals \mathbb{P}_1 and \mathbb{P}_2 [27], [28].

We define the W_2 -ambiguity set $\mathcal{W}_T(\mathbb{P}_o, r)$ for horizon $T > 0$ to be the W_2 -ball with radius $r_T := r\sqrt{T} > 0$, centered at a nominal distribution $\mathbb{P}_o \in \mathcal{P}(\mathbb{R}^{pT})$:

$$\mathcal{W}_T(\mathbb{P}_o, r_T) := \{ \mathbb{P} \in \mathcal{P}(\mathbb{R}^{pT}) \mid W_2(\mathbb{P}, \mathbb{P}_o) \leq r_T \}. \quad (6)$$

Unlike the usual LQR cost, which considers the expected quadratic cost under i.i.d gaussian disturbances (or disturbances sampled from a single probability distribution), the

DR-LQR considers the worst-case expected LQR cost across all disturbance probability distributions which lie in the W_2 -ambiguity set.

Definition 1 (Worst-case expected LQR cost under W_2 -ambiguity). *The worst-case expected LQR cost of a control policy $\mathbf{K} \in \mathcal{K}_T$, in the finite-horizon $T > 0$, is defined as*

$$C_T(\mathbf{K}, r_T) := \sup_{\mathbb{P} \in \mathcal{W}_T(\mathbb{P}_o, r_T)} \mathbb{E}_{\mathbb{P}}[\text{cost}_T(\mathbf{K}, \mathbf{w})]. \quad (7)$$

Likewise, in the infinite-horizon, the worst-case expected LQR cost of a control policy $\mathcal{K} \in \mathcal{K}$ is defined as

$$C(\mathcal{K}, r) := \lim_{T \rightarrow \infty} \frac{1}{T} C_T([\mathcal{K}]_T, r_T), \quad (8)$$

where $[\mathcal{K}]_T$ results from restricting \mathcal{K} to a horizon $T > 0$. In these definitions, $\mathbb{E}_{\mathbb{P}}$ is the expectation over the disturbances \mathbf{w} which are sampled from \mathbb{P} : $\mathbf{w} \sim \mathbb{P}$.

We formally state the infinite-horizon Distributionally Robust LQR problem as follows:

Problem 1 (Distributionally Robust LQR Control in the Infinite-Horizon). *Minimize the time-averaged worst-case expected cost (8) as $T \rightarrow \infty$, over all causal and time-invariant controllers $\mathcal{K} \in \mathcal{K}$, i.e.,*

$$\inf_{\mathcal{K} \in \mathcal{K}} C(\mathcal{K}, r) = \inf_{\mathcal{K} \in \mathcal{K}} \lim_{T \rightarrow \infty} \frac{1}{T} C_T([\mathcal{K}]_T, r_T). \quad (9)$$

In section III, we provide an equivalent formulation of Problem 1 by establishing strong duality for the worst-case expected cost $C(\mathcal{K}, r)$.

III. MAIN THEORETICAL RESULTS

In this section, our initial step involves reformulating Problem 1 through the lens of strong duality, breaking it down into a task of addressing a suboptimal problem. We proceed to characterize the controller using the Karush-Kuhn-Tucker (KKT) conditions and present arguments to show that it is stabilizing.

For simplicity of the presentation, we assume $\mathcal{M}_o = I$.

Theorem 1 (Strong Duality). *The distributionally robust LQR control problem (9) is equivalent to the dual optimization problem:*

$$\inf_{\substack{\mathcal{K} \in \mathcal{K} \\ \gamma \geq 0}} \sup_{\mathcal{M} \succ 0} \gamma(r^2 + \text{Tr}(2\sqrt{\mathcal{M}} - \mathcal{M} - \mathcal{I}) + \gamma^{-1} \text{Tr}(\mathcal{T}_{\mathcal{K}}^* \mathcal{T}_{\mathcal{K}} \mathcal{M})) \quad (10)$$

Additionally, with a fixed \mathcal{K} , the worst case disturbance \mathbf{w}_ can be given using the nominal disturbance \mathbf{w}_o as $\mathbf{w}_* = (\mathcal{I} - \gamma_*^{-1} \mathcal{T}_{\mathcal{K}}^* \mathcal{T}_{\mathcal{K}})^{-1} \mathbf{w}_o$, with γ_* satisfying:*

$$\text{Tr}((\mathcal{I} - \gamma_*^{-1} \mathcal{T}_{\mathcal{K}}^* \mathcal{T}_{\mathcal{K}})^{-1} - \mathcal{I})^2 = r^2. \quad (11)$$

Proof. This theorem leverages the proof of Theorem 5 and Lemma 8 from [24], adapted here to incorporate our LQR cost, $\mathcal{T}_{\mathcal{K}}^* \mathcal{T}_{\mathcal{K}}$. \square

This insight reveals that the essence of distributional robustness can be distilled into the analysis of the worst-case

power spectrum of the disturbances, \mathcal{M} , which deviates by no more than $r > 0$ from the baseline disturbance spectrum \mathcal{M}_o .

Moreover, for any chosen $r > 0$, a corresponding optimal $\gamma > 0$ exists that facilitates the computation of the optimal controller. Given the feasibility of searching across a singular parameter $\gamma > 0$, our focus shifts towards the γ -optimal problem once γ is fixed.

Let $\Delta^* \Delta = \mathcal{I} + \mathcal{F}^* \mathcal{F}$ be the spectral factorization with causal Δ , and Δ^{-1} . And, let $\mathcal{K}_o := -(\mathcal{I} + \mathcal{F}^* \mathcal{F})^{-1} \mathcal{F}^* \mathcal{G}$ be the unique optimal non-causal policy which minimizes the infinite-horizon cost $\lim_{T \rightarrow \infty} \frac{1}{T} \text{cost}_T(\mathbf{K}, \mathbf{w})$ [29], with $\mathcal{T}_{\mathcal{K}_o}$ its associated closed-loop transfer operator (4).

With the above, we can now give the saddle point conditions for the controller \mathcal{K} and the disturbance covariance \mathcal{M} in Theorem 2, for a fixed $\gamma \geq 0$:

Theorem 2 (γ -optimal solution via saddle points). *Given $\gamma > \gamma_{H\infty} := \inf_{\mathcal{K} \in \mathcal{K}} \|\mathcal{T}_{\mathcal{K}}^* \mathcal{T}_{\mathcal{K}}\|$ be fixed. The γ -optimal LQR control problem in Theorem 1 for fixed γ is equivalent to the following dual problem:*

$$\sup_{\mathcal{M} \succ 0} \inf_{\mathcal{K} \in \mathcal{K}} \text{Tr}(2\sqrt{\mathcal{M}} - \mathcal{M}) + \gamma^{-1} \text{Tr}(\mathcal{T}_{\mathcal{K}}^* \mathcal{T}_{\mathcal{K}} \mathcal{M}). \quad (12)$$

And for $\mathcal{M}_o = \mathcal{I}$, the unique saddle point $(\mathcal{K}_{\gamma}, \mathcal{M}_{\gamma})$ satisfies the following equations uniquely:

$$\mathcal{K}_{\gamma} = \Delta^{-1} \{ \Delta \mathcal{K}_o \mathcal{L}_{\gamma} \}_+ \mathcal{L}_{\gamma}^{-1} \quad (13)$$

$$\mathcal{L}_{\gamma}^* \mathcal{L}_{\gamma} = \frac{1}{4} \left(\mathcal{I} + \sqrt{\mathcal{I} + 4\gamma^{-1} (\mathcal{S}_{\mathcal{L}_{\gamma}}^* \mathcal{S}_{\mathcal{L}_{\gamma}} + \mathcal{U}_{\mathcal{L}_{\gamma}}^* \mathcal{U}_{\mathcal{L}_{\gamma}})} \right)^2 \quad (14)$$

where $\mathcal{L}_{\gamma} \mathcal{L}_{\gamma}^* = \mathcal{M}_{\gamma}$ with causal \mathcal{L}_{γ} , and $\mathcal{L}_{\gamma}^{-1}$, and where $\mathcal{S}_{\mathcal{L}_{\gamma}}$ and $\mathcal{U}_{\mathcal{L}_{\gamma}}$ are defined as $\mathcal{S}_{\mathcal{L}_{\gamma}} := \{ \Delta \mathcal{K}_o \mathcal{L}_{\gamma} \}_-$, $\mathcal{U}_{\mathcal{L}_{\gamma}} := \mathcal{T}_{\mathcal{K}_o} \mathcal{L}_{\gamma}$.

Proof. The proof is built upon the KKT conditions for (12) and the Wiener-Hopf technique [30]. Details of the proof are shown in Appendix II. \square

Theorem 2 hints at a way to obtain the optimal controller \mathcal{K}_{γ} from a positive operator \mathcal{M}_{γ} (13). Since the optimality conditions on \mathcal{M}_{γ} can be solely expressed in terms of its spectral factors and system-specific parameters as in (14), we will shift our focus to obtaining a solution \mathcal{M}_{γ} , which is the *the worst-case time-invariant covariance operator*.

Remark 1. *Denoting $\mathcal{N}_{\gamma} := \mathcal{L}_{\gamma}^* \mathcal{L}_{\gamma}$, we note that there is a one-to-one correspondence between \mathcal{M}_{γ} and \mathcal{N}_{γ} through spectral factorization. As the optimality conditions in Theorem 2 are stated in terms of $\mathcal{L}_{\gamma}^* \mathcal{L}_{\gamma}$, we call both \mathcal{N}_{γ} and \mathcal{M}_{γ} as the γ -optimal solution, interchangeably.*

Remark 2. *When r approaches infinity, γ_* approaches the lower bound $\|\mathcal{T}_{\mathcal{K}}^* \mathcal{T}_{\mathcal{K}}\|_{op}$, which corresponds to the worst-case cost, or in other words, the H_{∞} cost. In this scenario, the optimal DR-LQR controller transitions into the traditional H_{∞} controller. On the flip side, as r decreases to zero, γ_* goes to infinity. This shift results in the worst-case expected LQR cost, $C(\mathcal{K}_{\gamma_*}, r)$, aligning with the anticipated cost under nominal disturbance, \mathcal{M}_o , thereby allowing the optimal DR-LQR controller to embody the conventional LQR*

(H_2) controller, particularly when $\mathcal{M}_o = \mathcal{I}$. The process of adjusting r thus enables the DR-LQR controller to navigate a spectrum between H_∞ and H_2 control paradigms.

This insight reveals that once γ surpasses γ_{H_∞} , the expected worst-case LQR cost becomes finite. This observation leads to the formulation of Corollary 3.

Corollary 3. *For any chosen γ value exceeding γ_{H_∞} , the resulting suboptimal controller, \mathcal{K}_γ , ensures the stabilization of the system's dynamics.*

IV. ALGORITHM FOR IRRATIONAL CONTROLLER SYNTHESIS IN THE FREQUENCY DOMAIN

In this section, we assert that the sub-optimal DR-LQR controller is *irrational*, thereby precluding a finite-dimensional state-space realization. Consequently, we introduce a fixed-point iteration scheme aimed at computing the saddle-point solution $(\mathcal{K}_\gamma, \mathcal{N}_\gamma)$ for the γ -optimal problem outlined in Theorem 2, with fixed γ . The optimal γ_* and its associated saddle-point solution $(\mathcal{K}_{\gamma_*}, \mathcal{N}_{\gamma_*})$, can be effectively determined by employing the bisection method on equation (11). Finally, we prove the convergence of the fixed-point method in the scalar system case, *i.e.* $p = d = n = 1$.

A. Fixed-Point Iteration to solve for the Controller

Let the frequency domain counterparts of the operators $\mathcal{S}, \mathcal{U}_L$, and \mathcal{N} be $S_{L_\gamma}(z) := \{\Delta K_o L_\gamma\}_-(z)$, $U_{L_\gamma}(z) := T_{K_o}(z)L_\gamma(z)$ and $N_\gamma(z) := L_\gamma(z)^* L_\gamma(z)$. We use the fact that $\{\mathcal{Y}\}_+ = \mathcal{Y} - \{\mathcal{Y}\}_-$ to express the KKT equations (14) in the frequency domain as:

$$K_\gamma(z) = K_o(z) - \Delta^{-1}(z) S_{L_\gamma}(z) L_\gamma^{-1}(z), \quad (15)$$

$$N_\gamma(z) = \frac{1}{4} \left(I + \sqrt{I + 4\gamma^{-1} (S_{L_\gamma}^*(z) S_{L_\gamma}(z) + U_{L_\gamma}^*(z) U_{L_\gamma}(z))} \right)^2 \quad (16)$$

The anticausal transfer function $S_{L_\gamma}(z)$ has the following state-space form representation (as shown in [24]): $S_{L_\gamma}(z) := \overline{C}(z^{-1}I - \overline{A})^{-1} \overline{B}_{L_\gamma}$, with $\overline{B}_{L_\gamma} := \frac{1}{2\pi} \int_0^{2\pi} (I - e^{j\omega} \overline{A})^{-1} \overline{D}_{L_\gamma}(e^{j\omega}) d\omega$, where $(\overline{A}, \overline{C}, \overline{D})$ depend on the system parameters (A, B, C) (see the appendix I-A for the full definitions).

Given the aforementioned notation, we now introduce the following theorem, characterizing the γ -optimal solution as a fixed point.

Theorem 4 (γ -optimal solution is a fixed-Point Solution). *For a fixed $\gamma > \gamma_{H_\infty}$, consider the following set of mappings:*

$$F_1 : L(z) \mapsto \overline{B}_L := \frac{1}{2\pi} \int_0^{2\pi} (I - z\overline{A})^{-1} \overline{D}_L(e^{j\omega}) d\omega \quad (17)$$

$$F_{2,\gamma} : (\overline{B}_L, L(z)) \mapsto N(z),$$

$$N(z) := \frac{1}{4} \left(I + \sqrt{I + 4\gamma^{-1} (S_{L_\gamma}^*(z) S_{L_\gamma}(z) + U_{L_\gamma}(z)^* U_{L_\gamma}(z))} \right)$$

$$\text{with } S_L(z) = \overline{C}(z^{-1}I - \overline{A})^{-1} \overline{B}_L, \quad U_L(z) = T_{K_o}(z)L(z) \quad (18)$$

$$F_3 : N(z) \mapsto L(z), \quad (19)$$

where F_3 returns a unique spectral factor of $N(z) > 0$. The composition $F_3 \circ F_{2,\gamma} \circ (F_1 \times \text{id}) : L(z) \mapsto L(z)$ admits a unique fixed-point $L(z)$, and $N_\gamma(z) := F_{2,\gamma} \circ (F_1 \times \text{id})(L_\gamma(z))$ satisfies the KKT conditions (16).

Proof. The proof is similar to the proof of theorem 13 in [24]. It utilizes the concavity of the problem in \mathcal{M}_γ to argue for uniqueness of \mathcal{M}_γ , and thus of its spectral factor \mathcal{L}_γ up to a unitary transformation, which leads to a unique fixed-point. \square

Subsequently, we argue that $N_\gamma(z)$ is irrational. Note that $S_{L_\gamma}(z)$ is rational, and assuming $L_\gamma(z)$ is rational implies that $U_{L_\gamma}(z)$ is rational. Hence, $N_\gamma(z)$ involves the square-root of a rational term. As square root does not preserve rationality in general, both $N_\gamma(z)$ and its spectral factor $L_\gamma(z)$ are irrational, leading to a contradiction. This yields Corollary 5.

Corollary 5. *$N_\gamma(z)$ and the suboptimal DR-LQR controller, $K_\gamma(z)$, are irrational, for any fixed $\gamma \in (\gamma_{H_\infty}, \infty)$. Hence, $K_\gamma(z)$ does not have a finite-dimensional state-space representation.*

Despite the fact that $K_\gamma(z)$ does not lend itself to a finite-dimensional state-space form, Theorem 4 affirms that the suboptimal controller $K_\gamma(z)$ (15) can be derived from $L_\gamma(z)$, by executing a fixed-point iteration on $L_\gamma(z)$ as elucidated in Section IV-B.

B. Algorithm Description

In light of Theorem 4, we propose Algorithm Fixed-Point to compute the suboptimal controller $K_\gamma(z)$ at uniformly sampled points on the unit circle, $\mathbb{T}_N := \{e^{j2\pi n/N} \mid n = 0, \dots, N-1\}$. With an initial estimate $L_\gamma^{(0)}(z)$, Fixed-Point iteratively computes the n -th step as $N_\gamma^{(n)}(z) = F_{2,\gamma} \circ (F_1 \times \text{id})(L_\gamma^{(n)}(z))$.

Following this, we compute the spectral factor $L_\gamma^{(n+1)}(z)$ at regularly spaced points along the unit circle using the SpectralFactor algorithm. Upon reaching convergence within a predetermined tolerance at the N -th iteration, we determine the suboptimal $N_\gamma^{(N)}(z)$ from which we derive the suboptimal controller $K_\gamma^{(N)}(z)$ at each sampled frequency point using (15).

Note that this approach can assess $N_\gamma^{(n)}(z)$ for any arbitrary point on the unit circle via Eq. (16), however, the SpectralFactor algorithm computes $L_\gamma^{(n)}(z)$ and $K_\gamma^{(n)}(z)$ only for a discrete number of samples on the unit circle. The details of the SpectralFactor algorithm, which is based on discrete Fourier transform (DFT) [31] and tailored for irrational spectra, are in Appendix V.

C. Convergence of Fixed-Point

Though extensive simulations show exponential convergence of Fixed-Point, we provide a convergence proof in the case of a scalar system. As we showed in theorem 4 that there exists a unique fixed point to our algorithm, the proof sketch for convergence follows the following

Algorithm 1 Fixed-Point

Input: $\gamma > \gamma_{H_\infty}$, system $(\bar{A}, \bar{C}, \bar{D})$, discretization N
 Initialize $L_\gamma^{(0)}(z), \forall z \in \mathbb{T}_N = \{e^{j2\pi n/N} \mid n = 0, \dots, N-1\}$
repeat
 Compute $\bar{B}_{L_\gamma}^{(n)} = F_1(L_\gamma^{(n)}(z))$ numerically

$$\bar{B}_{L_\gamma}^{(n)} \leftarrow \frac{1}{N} \sum_{z \in \mathbb{T}_N} (I - z\bar{A})^{-1} \bar{D} L_\gamma^{(n)}(z)$$

 Compute $N_\gamma^{(n)}(z) \leftarrow F_{2,\gamma}(\bar{B}_{L_\gamma}^{(n)}, L_\gamma^{(n)}(z))$
 Get $L_\gamma^{(n+1)}(z) \leftarrow \text{SpectralFactor}(N_\gamma^{(n)}(z))$
 Update $n \leftarrow n + 1$
until convergence of $N_\gamma^{(n)}(z)$

arguments. Note that this proof is for the special case when $p = d = n = 1$.

- We consider two spectrums \mathcal{N}_1 and \mathcal{N}_2 .
- Then, we consider the change that one iteration does to these spectrums. That is, after one iterations, the spectrums are $\bar{\mathcal{N}}_1$ and $\bar{\mathcal{N}}_2$.
- We show that if $\mathcal{N}_1 \preceq \mathcal{N}_2$, then $\bar{\mathcal{N}}_1 \preceq \bar{\mathcal{N}}_2$. That is, the iterative algorithm preserves the order of the spectrums.
- We can now initialize the algorithm with $\mathcal{N} = 0$. Since, our iterates satisfy: $\mathcal{N} \succeq 0$, the spectrums are monotonically increasing at each iteration.
- Since there is a unique fixed point, the algorithm must converge to the optimal \mathcal{N} .

The complete proof details are shown in Appendix III.

V. APPROXIMATING THE NON-RATIONAL CONTROLLER BY A RATIONAL CONTROLLER WITH A STATE-SPACE STRUCTURE

A. Rational Approximation

Our objective is to find the optimal m^{th} order rational approximation, denoted as $P(z)/Q(z)$, for the positive non-rational function $N(z)$. This rational approximation serves as the basis for obtaining the spectral factor $L(z)$ as noted in lemma 7 and thus deriving the controller $K(z)$ (15). We provide results for scalar disturbances, *i.e.* $p = 1$, while the states and control inputs can be arbitrarily dimensional vectors. We leave the generalization to vector disturbances (*i.e.*, $p > 1$) for future work.

Problem 2 (Rational approximation using H_∞ norm minimization). *Given a positive non-rational function $N(z)$, find the best rational approximation of order at most $m \in \mathbb{N}$ with respect to H_∞ -norm:*

$$\inf_{p_0, \dots, p_m, q_0, \dots, q_m \in \mathbb{R}} \left\| \frac{P(z)}{Q(z)} - N(z) \right\|_\infty \quad (20)$$

with $P(z) = \sum_{k=-m}^m p_k z^{-k}$, $p_k = p_{-k} \in \mathbb{R}$, and $P(z) > 0$, (and similarly for $Q(z)$).

To solve problem 2 using standard convex optimization tools, we follow the approach in [32] and consider instead the sublevel sets of the objective function (20) and reduce the problem to a convex feasibility problem.

Lemma 6 (Rational approximation using a convex feasibility problem). *Fixing a minimum level $\epsilon > 0$, problem 2 can be relaxed to a convex problem:*

$$\text{Find } \mathbf{p} = (p_0, p_1, \dots, p_m), \mathbf{q} = (q_0, q_1, \dots, q_m)$$

$$\text{s.t. } P(z), Q(z) \geq 0, \max_{z \in \mathbb{T}} \left| \frac{P(z)}{Q(z)} - N(z) \right| \leq \epsilon,$$

or equivalently

$$\text{s.t. } \begin{cases} P(z) - (N(z) + \epsilon)Q(z) \leq 0, & \forall z \in \mathbb{T} \\ P(z) - (N(z) - \epsilon)Q(z) \geq 0, & \forall z \in \mathbb{T} \\ P(z), Q(z) \geq 0, & \forall z \in \mathbb{T} \end{cases}$$

Although the inequalities in Lemma 6 are infinitely many, we can check these inequalities solely for a finite set of frequencies, such as $\mathbb{T}_N = \{e^{j2\pi n/N} \mid n = 0, \dots, N-1\}$ for $N \gg m$. In fact, the finite polynomials $P(z)$ and $Q(z)$ can be fully characterized with $N \geq 2m$ number of uniformly sampled frequencies on the unit circle by Nyquist sampling theorem. By increasing the number of samples, the accuracy of this method can be improved to any desired fidelity.

Once obtained a rational approximation $P(z)/Q(z)$ for $N(z)$, we can find the rational canonical factor $L(z)$ of $P(z)/Q(z)$ from the following lemma.

Lemma 7 (Canonical Factorization [33]). *Given a polynomial of order m , $R(z) = \sum_{k=-m}^m r_k z^{-k}$, where $r_k = r_{-k} \in \mathbb{R}$, and $R(z) > 0$, a causal canonical factor, $L(z) = \sum_{k=0}^m l_k z^{-k}$, exists and satisfies $R(z) = |L(z)|^2$.*

B. Controller in Time-Domain

Once we have the rational approximation of $L(z)$ as $L(z) = (I + \tilde{C}(zI - \tilde{A})^{-1}\tilde{B})\tilde{D}^{1/2}$, we can compute the DR-LQR controller in state-space form.

Lemma 8 (DR-LQR control in state-space form). *Given the rational approximation of $L(z)$ as $L(z) = (I + \tilde{C}(zI - \tilde{A})^{-1}\tilde{B})\tilde{D}^{1/2}$, the DR-LQR controller is given by*

$$e(t+1) = \tilde{F}e(t) + \tilde{G}w(t) \quad (21)$$

$$u(t) = \tilde{H}e(t) + \tilde{J}w(t) \quad (22)$$

where $(\tilde{F}, \tilde{G}, \tilde{H}, \tilde{J})$ are functions of the matrices $(A, B, C, \tilde{A}, \tilde{B}, \tilde{C})$ (see Appendix I-B for the details of the appropriate definitions, and Appendix IV for the complete proof).

VI. NUMERICAL SIMULATIONS

This section presents a comparative evaluation of the DR-LQR controller vis-à-vis H_2 and H_∞ controllers, alongside the finite-horizon DR-LQR counterpart. Our evaluation encompasses both frequency domain and time-domain assessments which showcase the efficacy of the rational approximation method. Our analysis focuses on benchmark models from [34] such as [AC15], [REA4] and [HE3]. Given the similarity in controller performance across all systems, we opt to present results solely for [AC15], a four-state aircraft model, due to space limitations. We choose our nominal distribution to be Gaussian, with zero mean and identity covariance.

A. Frequency Domain Evaluations

We examine the dynamics of the DR-LQR controller and its rational approximation across varying radii r .

The power spectrum $N(e^{j\omega})$ of the worst-case disturbance is illustrated for three distinct r values for the [AC15] system in Figure 1. Notably, for $r = 0.01$, the worst-case disturbance exhibits near-white behavior, consistent with the nominal disturbance. However, as r increases, the temporal correlation of the worst-case disturbance intensifies, leading to a more pronounced peak in the power spectrum.

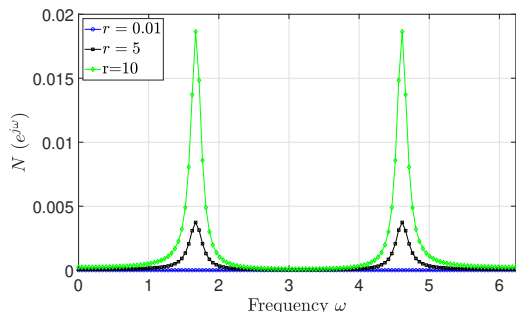


Fig. 1: The power spectrum $N(e^{j\omega})$ of the worst-case disturbance, when $r \in (0.01, 5, 10)$ for system [AC15].

Figures 2 and 3 illustrate the worst-case expected LQR cost for the DR-LQR, H_2 , and H_∞ controllers applied to the [AC15] system. As r varies, the performance of the DR-LQR closely mirrors that of the H_2 for smaller values of r . However, with increasing r , the worst-case LQR cost tends to align more closely with that of the H_∞ controller. Across all ranges of r , the DR-LQR consistently outperforms the other controllers and achieves the lowest worst-case expected cost.

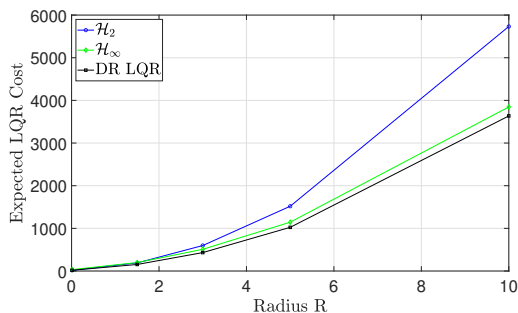


Fig. 2: The worst-case expected LQR cost of the classical controllers H_2 , H_∞ compared to the DR-LQR, for the system [AC15], for different r values. The DR-LQR minimizes the cost at all r 's.

Additionally, we consider another performance metric—the operator norm of \mathcal{T}_K minimized by the H_∞ controller. This metric, expressed in the frequency domain as $\|\mathcal{T}_K\|_{op}^2 = \max_{0 \leq \omega \leq 2\pi} \sigma_{\max}(T_K^*(e^{j\omega})T_K(e^{j\omega}))$, is depicted across all frequencies in Figure 4. The results show that the DR controller demonstrates a consistent interpolation between the H_2 and H_∞ controllers across all frequencies.

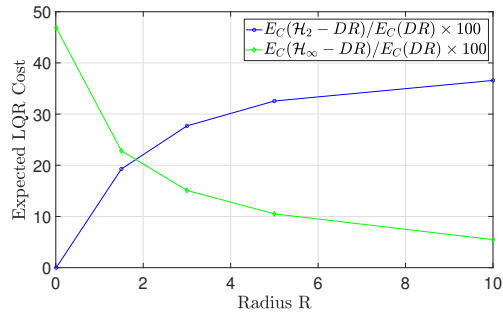


Fig. 3: The percentage difference in the worst case LQR cost relative to the DR-LQR (see the legend) for the system [AC15], for different values of r . When r is small (large) r , the cost of DR-LQR controller closely aligns with that of H_2 (H_∞). For $r = 1.5$, the cost of the DR-LQR is less than that of H_2 by 22.8%, and that of H_∞ by 19.2% .

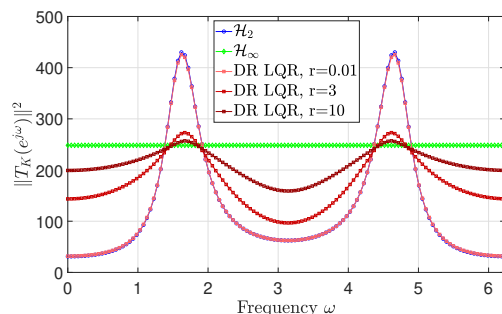


Fig. 4: The operator norm, $\|T_K^*(e^{j\omega})T_K(e^{j\omega})\|$, of different controllers at all frequencies $\omega \in [0, 2\pi]$, for system [AC15]. The DR-LQR cost interpolates between H_2 and H_∞ based on the value of r . When r is small (large), DR closely aligns with H_2 (H_∞) across all frequencies.

To practically implement the DR-LQR controller, we find the rational controller by employing the method outlined in Section V, from which we obtain the rational approximation of $N(e^{j\omega})$ as $\frac{P(e^{j\omega})}{Q(e^{j\omega})}$ with degrees $m = 1, 2$, for the [AC15] system. Table I compares the performance of these resulting rational controllers to the non-rational DR-LQR. Notably, the rational approximation with an order of 2 achieves an expected LQR cost that closely matches that of the non-rational controller with a difference of less than 1% in costs for all r values.

	$r=0.01$	$r=1.5$	$r=5$	$r=10$
DR-LQR	17.2	153.2	1024	3635.6
RA(1)	17.2	5789.1	6214.6	33262
RA(2)	17.19	153.2	1024.1	3645.8

TABLE I: The worst-case expected LQR cost of the non-rational DR-LQR controller, compared to the rational controllers RA(1), and RA(2), obtained from degree 1, and 2 rational approximations to $N(e^{j\omega})$.

Finally, in figure 5, we plot the convergence ratio defined as:

$$\text{Convergence Ratio} := \frac{W_2(\mathcal{M}_1^{i+1}, \mathcal{M}_2^{i+1})}{W_2(\mathcal{M}_1^i, \mathcal{M}_2^i)} \quad (23)$$

where $W_2(\mathcal{M}_1^i, \mathcal{M}_2^i)$ represents the Wasserstein-2 distance between \mathcal{M}_1 and \mathcal{M}_2 at iteration i . The plot shows that the iterates $\{\mathcal{M}_1^i\}_{i \geq 0}$ converge and the rate of convergence of the Fixed-Point is exponential.

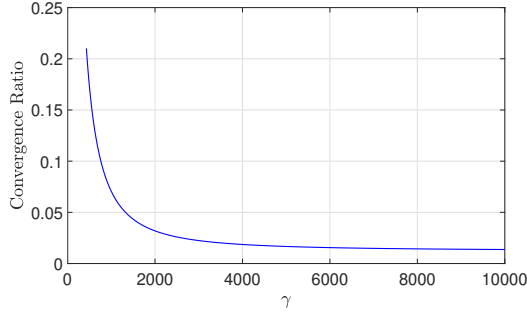


Fig. 5: Convergence ratio (23) for different values of γ . The Fixed-Point algorithm converges at an exponential rate.

B. Time Domain Evaluations

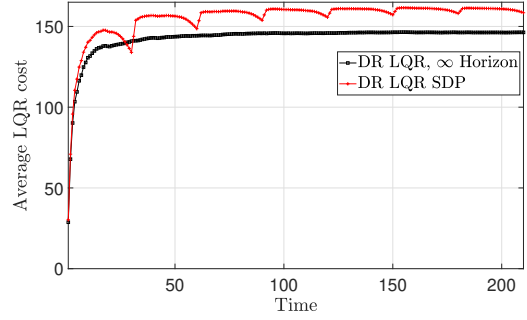
We compare the performance of the infinite horizon DR-LQR controller to its finite horizon counterpart, *across time*.

The finite-horizon DR-LQR, presented in [35], is computed through an SDP whose dimension scales with the time horizon. We graph the mean LQR cost across 210 time steps, consolidating data from 1000 separate trials. The performance of DR controllers under white Gaussian noise, and under worst-case disturbances of the infinite-horizon and the finite horizon DR controllers, is shown in figures 6a, 6b and 6c, respectively. For the sake of computational efficacy, the finite horizon controller operates within a constrained time horizon of $s = 30$ steps, being recurrently applied every s steps. Likewise, the worst-case disturbances used in figures 6b,6c are generated at the same periodicity, resulting in correlated disturbances solely within each s step interval.

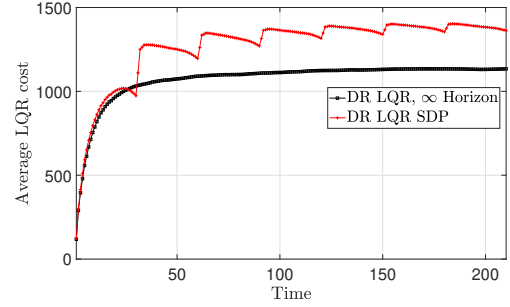
Our investigations underscore the unparalleled performance of the infinite horizon DR-LQR controller across all three scenarios. Note that attempting to extend the horizon of the SDP for prolonged durations to approximate the infinite horizon performance proves to be excessively computationally intensive. These findings accentuate the inherent advantages of adopting the infinite horizon DR-LQR controller.

VII. FUTURE WORK

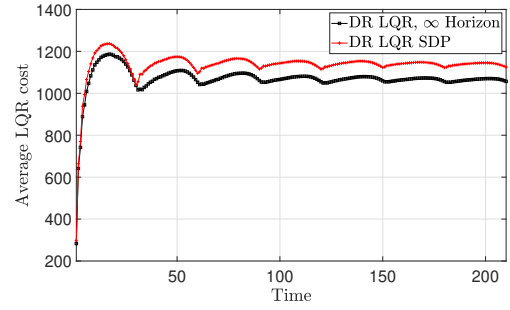
Our study proposes several overarching directions for future investigation. Firstly, we aim to prove the convergence of the fixed-point algorithm for the general case of non-scalar systems. Moreover, we plan to generalize the rational approximation method for cases where the disturbance is not scalar. Additionally, we seek to expand our findings and study partially observable systems (measurement-feedback case).



(a) Control costs of DR-LQR controllers in the infinite (I) and finite horizon (II) under white noise.



(b) Control costs of DR-LQR controllers in the infinite (I) and finite horizon (II), under the worst-case disturbance for (I).



(c) Control costs of DR-LQR controllers in the infinite (I) and finite horizon (II), under the worst-case disturbances for (II).

Fig. 6: Control costs of DR-LQR controllers in the infinite (I) and finite horizon (II) which is solved using SDP. The finite-horizon controller is recurrently applied at intervals of $s = 30$ steps, and the radius of its ball is $r = 1.5\sqrt{s}$, while the radius of (I) is $r = 1.5$. The infinite horizon DR-LQR controller outperforms its finite-horizon counterpart and attains the minimum average cost in all cases, even when the finite horizon DR-LQR is designed to minimize the cost.

REFERENCES

- [1] P. M. E. M. van der Grinten, "Uncertainty in measurement and control," *Statistica Neerlandica*, vol. 22, no. 1, pp. 43–63, 1968.
- [2] J. C. Doyle, "Structured uncertainty in control system design," in *1985 24th IEEE Conference on Decision and Control*, 1985, pp. 260–265.
- [3] S. Samuelson and I. Yang, "Data-driven distributionally robust control of energy storage to manage wind power fluctuations," in *2017 IEEE Conference on Control Technology and Applications (CCTA)*, 2017, pp. 199–204.
- [4] R. E. Kalman, "A New Approach to Linear Filtering and Prediction Problems," *Journal of Basic Engineering*, vol. 82, no. 1, pp. 35–45, Mar. 1960.
- [5] G. Zames, "Feedback and optimal sensitivity: Model reference transformations, multiplicative seminorms, and approximate inverses," *IEEE Transactions on Automatic Control*, vol. 26, no. 2, pp. 301–320, Apr. 1981. [Online]. Available: <http://ieeexplore.ieee.org/document/1102603/>
- [6] J. Doyle, K. Glover, P. Khargonekar, and B. Francis, "State-space solutions to standard h_2 and h_∞ control problems," in *1988 American Control Conference*. Atlanta, GA, USA: IEEE, Jun. 1988, pp. 1691–1696. [Online]. Available: <https://ieeexplore.ieee.org/document/4789992/>
- [7] B. Hassibi, A. H. Sayed, and T. Kailath, *Indefinite-Quadratic Estimation and Control*. Society for Industrial and Applied Mathematics, 1999. [Online]. Available: <https://epubs.siam.org/doi/abs/10.1137/1.9781611970760>
- [8] K. Zhou, J. C. Doyle, and K. Glover, *Robust and optimal control*. Upper Saddle River, N.J: Prentice Hall, 1996.
- [9] I. Yang, "Wasserstein distributionally robust stochastic control: A data-driven approach," *IEEE Transactions on Automatic Control*, vol. 66, no. 8, pp. 3863–3870, 2020.
- [10] K. Kim and I. Yang, "Distributional robustness in minimax linear quadratic control with Wasserstein distance," Feb. 2021, arXiv:2102.12715 [cs, eess, math]. [Online]. Available: <http://arxiv.org/abs/2102.12715>
- [11] A. Hakobyan and I. Yang, "Wasserstein distributionally robust control of partially observable linear systems: Tractable approximation and performance guarantee," in *2022 IEEE 61st Conference on Decision and Control (CDC)*. IEEE, 2022, pp. 4800–4807.
- [12] B. Taskesen, D. A. Iancu, C. Kocycigit, and D. Kuhn, "Distributionally robust linear quadratic control," *arXiv preprint arXiv:2305.17037*, 2023.
- [13] L. Aolaritei, M. Fochesato, J. Lygeros, and F. Dörfler, "Wasserstein Tube MPC with Exact Uncertainty Propagation," Apr. 2023, arXiv:2304.12093 [math]. [Online]. Available: <http://arxiv.org/abs/2304.12093>
- [14] L. Aolaritei, N. Lanzetti, and F. Dörfler, "Capture, Propagate, and Control Distributional Uncertainty," Apr. 2023, arXiv:2304.02235 [math]. [Online]. Available: <http://arxiv.org/abs/2304.02235>
- [15] J.-S. Brouillon, A. Martin, J. Lygeros, F. Dörfler, and G. F. Trecate, "Distributionally robust infinite-horizon control: from a pool of samples to the design of dependable controllers," 2023.
- [16] I. Tzortzis, C. D. Charalambous, and T. Charalambous, "Dynamic Programming Subject to Total Variation Distance Ambiguity," Feb. 2014, arXiv:1402.1009 [math]. [Online]. Available: <http://arxiv.org/abs/1402.1009>
- [17] I. Tzortzis, C. D. Charalambous, T. Charalambous, C. K. Kourtellis, and C. N. Hadjicostis, "Robust Linear Quadratic Regulator for uncertain systems," in *2016 IEEE 55th Conference on Decision and Control (CDC)*. Las Vegas, NV, USA: IEEE, Dec. 2016, pp. 1515–1520. [Online]. Available: <http://ieeexplore.ieee.org/document/7798481/>
- [18] R. Liu, G. Shi, and P. Tokekar, "Data-Driven Distributionally Robust Optimal Control with State-Dependent Noise," Aug. 2023, arXiv:2303.02293 [cs]. [Online]. Available: <http://arxiv.org/abs/2303.02293>
- [19] P. Mohajerin Esfahani and D. Kuhn, "Data-driven distributionally robust optimization using the Wasserstein metric: performance guarantees and tractable reformulations," *Mathematical Programming*, vol. 171, no. 1-2, pp. 115–166, Sep. 2018. [Online]. Available: <http://link.springer.com/10.1007/s10107-017-1172-1>
- [20] R. Gao and A. J. Kleywegt, "Distributionally Robust Stochastic Optimization with Wasserstein Distance," Apr. 2022, arXiv:1604.02199 [math]. [Online]. Available: <http://arxiv.org/abs/1604.02199>
- [21] F. A. Taha, S. Yan, and E. Bitar, "A Distributionally Robust Approach to Regret Optimal Control using the Wasserstein Distance," in *2023 62nd IEEE Conference on Decision and Control (CDC)*. Singapore, Singapore: IEEE, Dec. 2023, pp. 2768–2775. [Online]. Available: <https://ieeexplore.ieee.org/document/10384311/>
- [22] J. Hajar, T. Kargin, and B. Hassibi, "Wasserstein distributionally robust regret-optimal control under partial observability," in *2023 59th Annual Allerton Conference on Communication, Control, and Computing (Allerton)*, 2023, pp. 1–6.
- [23] Z. Zhong and J.-J. Zhu, "Nonlinear wasserstein distributionally robust optimal control," *arXiv preprint arXiv:2304.07415*, 2023.
- [24] T. Kargin, J. Hajar, V. Malik, and B. Hassibi, "Wasserstein distributionally robust regret-optimal control in the infinite-horizon," 2023. [Online]. Available: <https://arxiv.org/abs/2312.17376>
- [25] J. Hajar, O. Sabag, and B. Hassibi, "Regret-optimal control under partial observability," 2023. [Online]. Available: <https://arxiv.org/abs/2311.06433>
- [26] O. Sabag, G. Goel, S. Lale, and B. Hassibi, "Regret-optimal lqr control," 2023. [Online]. Available: <https://arxiv.org/abs/2105.01244>
- [27] C. Villani, *Optimal transport: old and new*, ser. Grundlehren der mathematischen Wissenschaften. Berlin: Springer, 2009, no. 338, oCLC: ocn244421231.
- [28] F. Santambrogio, "Optimal transport for applied mathematicians," 2015.
- [29] O. Sabag, G. Goel, S. Lale, and B. Hassibi, "Regret-optimal controller for the full-information problem," in *2021 American Control Conference (ACC)*. IEEE, 2021, pp. 4777–4782.
- [30] T. Kailath, A. H. Sayed, and B. Hassibi, *Linear estimation*, ser. Prentice Hall information and system sciences series. Upper Saddle River, N.J: Prentice Hall, 2000.
- [31] C. Rino, "Factorization of spectra by discrete Fourier transforms (Corresp.)," *IEEE Transactions on Information Theory*, vol. 16, no. 4, pp. 484–485, Jul. 1970. [Online]. Available: <http://ieeexplore.ieee.org/document/1054502/>
- [32] T. Kargin, J. Hajar, V. Malik, and B. Hassibi, "Infinite-horizon distributionally robust regret-optimal control," 2024. [Online]. Available: <https://arxiv.org/abs/2406.07248>
- [33] A. H. Sayed and T. Kailath, "A survey of spectral factorization methods," *Numerical Linear Algebra with Applications*, vol. 8, no. 6-7, pp. 467–496, Sep. 2001. [Online]. Available: <https://onlinelibrary.wiley.com/doi/10.1002/nla.250>
- [34] F. Leibfritz and W. Lipinski, "Description of the benchmark examples in compleib 1.0," *Dept. Math, Univ. Trier, Germany*, vol. 32, 2003.
- [35] S. Yan, F. A. Taha, and E. Bitar, "A distributionally robust approach to regret optimal control using the wasserstein distance," 2023.
- [36] L. Ephremidze, F. Saied, and I. M. Spitkovsky, "On the Algorithmization of Janashia-Lagvilava Matrix Spectral Factorization Method," *IEEE Transactions on Information Theory*, vol. 64, no. 2, pp. 728–737, Feb. 2018. [Online]. Available: <http://ieeexplore.ieee.org/document/8105834/>

APPENDIX I
DEFINITIONS

A. *Parameters Definitions*

We define \bar{A}, \bar{D} and \bar{C} as: $\bar{A} := A_K^*$, $\bar{D} := A_K^* P B_w$, and $\bar{C} := -(R + B_u^* P B_u)^{-*/2} B_u^*$ where: i) A_K is the closed loop matrix $A_K := A - B_u K_{lqr}$, ii) K_{lqr} is the LQR controller $K_{lqr} := (R + B_u^* P B_u)^{-1} B_u^* P A$ and iii) $P \succ 0$ is the unique stabilizing solution to the LQR Riccati equation $P = Q + A^* P A - A^* P B_u (R + B_u^* P B_u)^{-1} B_u^* P A$.

B. *Equations for the rational controller*

We give the equations for $\tilde{F}, \tilde{G}, \tilde{H}$ and \tilde{J} of lemma 8.

$$\begin{aligned} \tilde{F} &= \begin{bmatrix} \tilde{A}_K & 0 \\ B_u \tilde{R}^* \tilde{R} B_u^* & \tilde{A}_k \end{bmatrix}, \\ \tilde{G} &= \begin{bmatrix} \tilde{A}_K \tilde{B} \\ -B_w + B_u \tilde{R}^* \tilde{R} B_u^* (P B_w + U \tilde{B}) \end{bmatrix}, \\ \tilde{H} &= -R^{1/2} (\tilde{R}^* \tilde{R} B_u^* \quad -K_{lqr}), \\ \tilde{J} &= -R^{1/2} (\tilde{R}^* \tilde{R} B_u^* (P B_w + U \tilde{B})). \end{aligned}$$

Here, i) K_{lqr} , A_K and P are as defined in Appendix I-A, ii) $\tilde{R} = (R + B_u^* P B_u)^{-*/2}$ iii) $\tilde{A}_k = \tilde{A} - \tilde{B} \tilde{C}$ where $\tilde{A}, \tilde{B}, \tilde{C}$ as in lemma 8 and iv) U satisfies the lyapunov equation $A_k^* P B_w \tilde{C} + A_k^* U A = U$.

APPENDIX II
PROOF OF OPTIMALITY THEOREM

Proof of Theorem 2:

The γ -optimal LQR problem in (12) results from fixing γ in (10).

The proof of the equations satisfied by the unique saddle point $(\mathcal{K}_\gamma, \mathcal{L}_\gamma)$ is as follows.

First, we consider the following lemma:

Lemma 9 (Wiener-Hopf Technique [30]). *Consider the problem of approximating a non causal controller \mathcal{K}_o by a causal controller \mathcal{K} , such that \mathcal{K} minimises the cost $\text{Tr}(\mathcal{T}_{\mathcal{K}}^* \mathcal{T}_{\mathcal{K}} \mathcal{M})$, i.e.,*

$$\inf_{\mathcal{K} \in \mathcal{H}} \text{Tr}(\mathcal{T}_{\mathcal{K}}^* \mathcal{T}_{\mathcal{K}} \mathcal{M}) \quad (24)$$

where $\mathcal{M} \succ 0$, $\mathcal{T}_{\mathcal{K}}^* \mathcal{T}_{\mathcal{K}} = (\mathcal{K} - \mathcal{K}_o)^* \Delta^* \Delta (\mathcal{K} - \mathcal{K}_o) + \mathcal{T}_{\mathcal{K}_o}^* \mathcal{T}_{\mathcal{K}_o}$, and \mathcal{K}_o is the non-causal controller that makes the objective defined above zero. Then, the solution to this problem is given by

$$\mathcal{K} = \Delta^{-1} \{ \Delta \mathcal{K}_o \mathcal{L} \}_+ \mathcal{L}^{-1}, \quad (25)$$

where \mathcal{L} is the unique causal and causally invertible spectral factor of \mathcal{M} such that $\mathcal{M} = \mathcal{L} \mathcal{L}^*$ and $\{ \cdot \}_+$ denotes the causal part of an operator.

This lemma, whose proof is originally found in [30], serves as the proof of condition (13) in our theorem 2.

Second, we reformulate problem (12) as:

$$\sup_{\mathcal{M} \succ 0} \text{Tr} \left(2\sqrt{\mathcal{M}} - \mathcal{M} \right) + \inf_{\mathcal{K} \in \mathcal{H}} \gamma^{-1} \text{Tr}(\mathcal{T}_{\mathcal{K}}^* \mathcal{T}_{\mathcal{K}} \mathcal{M}),$$

which is convex in \mathcal{M} . Hence, the optimal solution \mathcal{M}_γ satisfies the following KKT conditions as in theorem 9 of [24]

$$\mathcal{M}_\gamma^{-\frac{1}{2}} - \mathcal{I} + \gamma^{-1} \mathcal{T}_{\mathcal{K}_\gamma}^* \mathcal{T}_{\mathcal{K}_\gamma} = 0. \quad (26)$$

Substituting the optimal controller \mathcal{K}_γ with its equation (25), and using $\mathcal{T}_{\mathcal{K}_\gamma}^* \mathcal{T}_{\mathcal{K}_\gamma} = (\mathcal{K}_\gamma - \mathcal{K}_o)^* \Delta^* \Delta (\mathcal{K}_\gamma - \mathcal{K}_o) + \mathcal{T}_{\mathcal{K}_o}^* \mathcal{T}_{\mathcal{K}_o}$ from Lemma 9, and using $\mathcal{M}_\gamma = \mathcal{L}_\gamma \mathcal{L}_\gamma^*$, we get,

$$-\mathcal{I} + (\mathcal{L}_\gamma \mathcal{L}_\gamma^*)^{-\frac{1}{2}} + \gamma^{-1} \mathcal{L}_\gamma^* \{ \Delta \mathcal{K}_o \mathcal{L}_\gamma \}_-^* \{ \Delta \mathcal{K}_o \mathcal{L}_\gamma \}_- \mathcal{L}_\gamma^{-1} + \gamma^{-1} \mathcal{T}_{\mathcal{K}_o}^* \mathcal{T}_{\mathcal{K}_o} = 0. \quad (27)$$

Multiplying by \mathcal{L}^* from the left and \mathcal{L} from the right, we get,

$$-\mathcal{L}_\gamma^* \mathcal{L}_\gamma + \mathcal{L}_\gamma^* (\mathcal{L}_\gamma \mathcal{L}_\gamma^*)^{-\frac{1}{2}} \mathcal{L}_\gamma + \gamma^{-1} \mathcal{L}_\gamma^* \mathcal{L}_\gamma^* \{ \Delta \mathcal{K}_o \mathcal{L}_\gamma \}_-^* \{ \Delta \mathcal{K}_o \mathcal{L}_\gamma \}_- \mathcal{L}_\gamma^{-1} \mathcal{L}_\gamma + \gamma^{-1} (\mathcal{T}_{\mathcal{K}_o} \mathcal{L}_\gamma)^* (\mathcal{T}_{\mathcal{K}_o} \mathcal{L}_\gamma) = 0. \quad (28)$$

which is equivalent to

$$-\mathcal{L}_\gamma^* \mathcal{L}_\gamma + (\mathcal{L}_\gamma^* \mathcal{L}_\gamma)^{\frac{1}{2}} + \gamma^{-1} \{ \Delta \mathcal{K}_o \mathcal{L}_\gamma \}_-^* \{ \Delta \mathcal{K}_o \mathcal{L}_\gamma \}_- + \gamma^{-1} (\mathcal{T}_{\mathcal{K}_o} \mathcal{L}_\gamma)^* (\mathcal{T}_{\mathcal{K}_o} \mathcal{L}_\gamma) = 0. \quad (29)$$

Defining

$$\mathcal{S}_{\mathcal{L}_\gamma} := \{ \Delta \mathcal{K}_o \mathcal{L}_\gamma \}_- \quad \text{and} \quad \mathcal{U}_{\mathcal{L}_\gamma} := \mathcal{T}_{\mathcal{K}_o} \mathcal{L}_\gamma, \quad (30)$$

we get through completing the squares:

$$\left((\mathcal{L}_\gamma^* \mathcal{L}_\gamma)^{\frac{1}{2}} - \frac{\mathcal{I}}{2} \right)^2 = \frac{\mathcal{I}}{4} + \gamma^{-1} \left(\mathcal{S}_{\mathcal{L}_\gamma}^* \mathcal{S}_{\mathcal{L}_\gamma} + \mathcal{U}_{\mathcal{L}_\gamma}^* \mathcal{U}_{\mathcal{L}_\gamma} \right). \quad (31)$$

Taking the unique positive definite square root of the right hand side of (31) concludes the proof.

APPENDIX III

PROOF OF CONVERGENCE OF FIXED POINT IN THE CASE OF A SCALAR SYSTEM

Proof of section IV-C:

In this section, we provide a proof of convergence for the special case when $p = d = n = 1$. We first show the fixed point that the Algorithm 1 converges to is unique when $\gamma \geq \gamma_\infty$. Then, we show that the iterates produce a sequence of monotonically increase spectrums \mathcal{N} . Due to this, the algorithm must converge to the unique fixed point.

Consider the optimality condition (16). Note that for $\gamma > \gamma_\infty$, $N_\gamma(z)$ in (16) is well defined. Thus, the map $F_{5,\gamma} \circ F_4 \circ F_3 \circ F_2 \circ F_1 \circ F_6 : N_\gamma(z) \mapsto N_\gamma(z)$ admits a fixed point $N_\gamma(z)$ for a fixed γ . Since (12) is concave in \mathcal{M} , the optimal solution \mathcal{N}^* is unique. Given that $M_\gamma(z) = L_\gamma(z)L_\gamma^*(z)$ (and $N_\gamma(z) = L_\gamma^*(z)L_\gamma(z)$), where $L_\gamma(z)$ represents a spectral factor of $M_\gamma(z)$ ($N_\gamma(z)$) that is both causal and causally invertible, it follows that $L_\gamma(z)$ is uniquely determined apart from a unitary transformation. By establishing a specific choice for the unitary transformation during the spectral factorization process, for example, opting for positive-definite factors at infinity as outlined by [36], we ensure the uniqueness of $L_\gamma(z)$, and thus of $N_\gamma(z)$.

Let $\gamma > \gamma_\infty$. Consider now two spectrum $\mathcal{N}_1 \preceq \mathcal{N}_2$ which, in the frequency domain, are represented as $N_1(z) \leq N_2(z) \forall z$. Now, the spectrum $\mathcal{N}_1, \mathcal{N}_2$ are passed through one iteration of Algorithm 1, i.e., $F_{2,\gamma} \circ (F_1 \times \text{id}) \circ F_3 : \mathcal{N} \mapsto \bar{\mathcal{N}}$ to get $\bar{\mathcal{N}}_1, \bar{\mathcal{N}}_2$ respectively. We want to show that $\bar{n}_1(z) \leq \bar{n}_2(z) \forall z$ i.e., Algorithm 1 preserves the order of $\mathcal{N}_1 \preceq \mathcal{N}_2$. We have that,

$$\bar{N}_1(z) = \frac{1}{4} \left(I + \sqrt{I + 4\gamma^{-1} \left(\{\Delta\mathcal{K}_o \mathcal{L}_1\}_-^* \{\Delta\mathcal{K}_o \mathcal{L}_1\}_- (z) + L_1^*(z) T_{K_o}^*(z) T_{K_o}(z) L_1(z) \right)} \right)^2 \quad (32)$$

$$\bar{N}_2(z) = \frac{1}{4} \left(I + \sqrt{I + 4\gamma^{-1} \left(\{\Delta\mathcal{K}_o \mathcal{L}_2\}_-^* \{\Delta\mathcal{K}_o \mathcal{L}_2\}_- (z) + L_2^*(z) T_{K_o}^*(z) T_{K_o}(z) L_2(z) \right)} \right)^2 \quad (33)$$

and,

$$\begin{aligned} & \text{Tr} \left(\{\Delta\mathcal{K}_o \mathcal{L}_1\}_-^* \{\Delta\mathcal{K}_o \mathcal{L}_1\}_- + \mathcal{L}_1^* \mathcal{T}_{K_o}^* \mathcal{T}_{K_o} \mathcal{L}_1 \right) \\ &= \inf_{\text{causal } \mathcal{K}} \text{Tr}(\mathcal{T}_{\mathcal{K}}^* \mathcal{T}_{\mathcal{K}} \mathcal{N}_1) \end{aligned} \quad (34)$$

$$\leq \inf_{\text{causal } \mathcal{K}} \text{Tr}(\mathcal{T}_{\mathcal{K}}^* \mathcal{T}_{\mathcal{K}} \mathcal{N}_2) \quad (35)$$

$$= \text{Tr} \left(\{\Delta\mathcal{K}_o \mathcal{L}_2\}_-^* \{\Delta\mathcal{K}_o \mathcal{L}_2\}_- + \mathcal{L}_2^* \mathcal{T}_{K_o}^* \mathcal{T}_{K_o} \mathcal{L}_2 \right), \quad (36)$$

where (35) is due to $\mathcal{N}_1 \preceq \mathcal{N}_2$. Moreover, since $\{\Delta\mathcal{K}_o \mathcal{L}_2\}_-^* \{\Delta\mathcal{K}_o \mathcal{L}_2\}_- + \mathcal{L}_2^* \mathcal{T}_{K_o}^* \mathcal{T}_{K_o} \mathcal{L}_2 \succcurlyeq 0$, we have that,

$$\{\Delta\mathcal{K}_o \mathcal{L}_1\}_-^* \{\Delta\mathcal{K}_o \mathcal{L}_1\}_- (z) \leq \{\Delta\mathcal{K}_o \mathcal{L}_2\}_-^* \{\Delta\mathcal{K}_o \mathcal{L}_2\}_- (z) \forall z.$$

Hence, we have that, $\bar{N}_1(z) \leq \bar{N}_2(z) \forall z$. We can now initialise the algorithm with $L(z) = 0, \forall z$. Since, after each iteration, $\bar{N}(z) \geq 0 \forall z$, we have a monotonically increase sequence of $\bar{N}(z) \forall z$ and the fixed point is unique, Algorithm 1 converges to the optimal $\bar{N}(z)$.

Note that even though we present a proof of convergence for a special case, empirical evidence suggests (as in section VI) that the algorithm is exponentially convergent with a faster rate of convergence for larger γ .

APPENDIX IV

PROOF OF THE STATE-SPACE FORM OF THE DR-LQR CONTROLLER

Proof of Lemma 8:

Given the spectral factor $\tilde{L}(z)$ in rational form as

$$\tilde{L}(z) = (I + \tilde{C}(zI - \tilde{A})^{-1} \tilde{B}) \tilde{D}^{1/2}, \quad (37)$$

its inverse given by:

$$\tilde{L}^{-1}(z) = \tilde{D}^{-1/2} (I - \tilde{C}(zI - (\tilde{A} - \tilde{B}\tilde{C}))^{-1} \tilde{B}), \quad (38)$$

and its operator form denoted by $\tilde{\mathcal{L}}$.

The DR-RO controller, $K(z)$, is written as a sum of causal functions:

$$K(z) = \Delta^{-1}(z)\{\Delta\mathcal{K}_o\tilde{\mathcal{L}}\}_+(z)\tilde{L}^{-1}(z) \quad (39)$$

$$= \Delta^{-1}(z)\left(\{\Delta\mathcal{K}_o\}_+(z)\tilde{L}(z) + \{\{\Delta\mathcal{K}_o\}_-\tilde{\mathcal{L}}\}_+(z)\right)\tilde{L}^{-1}(z) \quad (40)$$

$$= \Delta^{-1}(z)\{\Delta\mathcal{K}_o\}_+(z) + \Delta^{-1}\{\{\Delta\mathcal{K}_o\}_-\tilde{\mathcal{L}}\}_+(z)\tilde{L}^{-1}(z). \quad (41)$$

From Lemma 4 in [26], we have:

$$\{\Delta\mathcal{K}_o\}_-(z) = -\bar{R}B_u^*(z^{-1}I - A_k^*)^{-1}A_k^*PB_w \quad (42)$$

where all the terms have defined previously in Appendix I-A and Appendix I-B.

Now, equation (42) is multiplied with \tilde{L} , and the causal part of the result is:

$$\{\{\Delta\mathcal{K}_o\}_-\tilde{\mathcal{L}}\}_+(z) = \{-\bar{R}B_u^*(z^{-1}I - A_k^*)^{-1}A_k^*PB_w\tilde{C}(zI - \tilde{A})^{-1}\tilde{B}\tilde{D}^{1/2} - \bar{R}B_u^*(z^{-1}I - A_k^*)^{-1}A_k^*PB_w\tilde{D}^{1/2}\}_+. \quad (43)$$

Let \tilde{U} be the matrix which solves the lyapunov equation: $A_k^*PB_w\tilde{C} + A_k^*\tilde{U}A = \tilde{U}$. Since $\bar{R}B_u^*(z^{-1}I - A_k^*)^{-1}A_k^*PB_w\tilde{D}^{1/2}$ is strictly anticausal, $\{\{\Delta\mathcal{K}_o\}_-\tilde{\mathcal{L}}\}_+(z)$ is as follows:

$$\{\{\Delta\mathcal{K}_o\}_-\tilde{\mathcal{L}}\}_+(z) = \{-\bar{R}B_u^*((z^{-1}I - A_k^*)^{-1}A_k^*\tilde{U} + \tilde{U}\tilde{A}(zI - \tilde{A})^{-1} + \tilde{U})\tilde{B}\tilde{D}^{1/2}\}_+ \quad (44)$$

$$= -\bar{R}B_u^*\tilde{U}(\tilde{A}(zI - \tilde{A})^{-1} + I)\tilde{B}\tilde{D}^{1/2} \quad (45)$$

$$= -z\bar{R}B_u^*\tilde{U}(zI - \tilde{A})^{-1}\tilde{B}\tilde{D}^{1/2} \quad (46)$$

Now, equation (46) is multiplied by the inverse of \tilde{L} (38), the result is:

$$\{\{\Delta\mathcal{K}_o\}_-\tilde{\mathcal{L}}\}_+(z)\tilde{L}^{-1}(z) = -z\bar{R}B_u^*\tilde{U}(zI - \tilde{A})^{-1}\tilde{B}(I + \tilde{C}(zI - \tilde{A})^{-1}\tilde{B})^{-1} \quad (47)$$

$$= -z\bar{R}B_u^*\tilde{U}(zI - \tilde{A})^{-1}(I + \tilde{B}\tilde{C}(zI - \tilde{A})^{-1})^{-1}\tilde{B} \quad (48)$$

$$= -z\bar{R}B_u^*\tilde{U}(zI - \tilde{A}_k)^{-1}\tilde{B} \quad (49)$$

$$= -\bar{R}B_u^*\tilde{U}(I + (zI - \tilde{A}_k)^{-1}\tilde{A}_k)\tilde{B} \quad (50)$$

where $\tilde{A}_k = \tilde{A} - \tilde{B}\tilde{C}$.

The inverse of Δ is given by $\Delta^{-1}(z) = (I - K_{lqr}(zI - A_k)^{-1}B_u)\bar{R}^*$, and lemma 4 in [26] states that $\{\Delta\mathcal{K}_o\}_+(z) = -\bar{R}B_u^*PA(zI - A)^{-1}B_w - \bar{R}B_u^*PB_w$.

Then the 2 terms of equation (41) are:

$$\Delta^{-1}(z)\{\Delta\mathcal{K}_o\}_+(z) = -K_{lqr}(zI - A_k)^{-1}(B_w - B_u\bar{R}^*\bar{R}B_u^*PB_w) - \bar{R}^*\bar{R}B_u^*PB_w \quad (51)$$

and

$$\Delta^{-1}(z)\{\{\Delta\mathcal{K}_o\}_-\tilde{\mathcal{L}}\}_+(z)\tilde{L}^{-1}(z) = -(I - K_{lqr}(zI - A_k)^{-1}B_u)\bar{R}^*\bar{R}B_u^*\tilde{U}(zI - \tilde{A}_k)^{-1}\tilde{A}_k\tilde{B} \quad (52)$$

$$+ K_{lqr}(zI - A_k)^{-1}B_u\bar{R}^*\bar{R}B_u^*\tilde{U}\tilde{B} \quad (53)$$

$$- \bar{R}^*\bar{R}B_u^*\tilde{U}\tilde{B} \quad (54)$$

Finally, equations (51) and (52) are summed, and the resulting rational controller $K(z)$ is:

$$K(z) = - \underbrace{[\bar{R}^*\bar{R}B_u^* \quad -K_{lqr}]}_{\tilde{H}} (zI - \underbrace{\begin{bmatrix} \tilde{A}_K & 0 \\ B_u\bar{R}^*\bar{R}B_u^* & A_k \end{bmatrix}}_{\tilde{F}})^{-1} \underbrace{\begin{bmatrix} \tilde{A}_K\tilde{B} \\ -B_w + B_u\bar{R}^*\bar{R}B_u^*(PB_w + U_1\tilde{B}) \end{bmatrix}}_{\tilde{G}} \underbrace{[-\bar{R}^*\bar{R}B_u^*(PB_w + U_1\tilde{B})]}_{\tilde{J}} \quad (55)$$

which can be explicitly rewritten as in (22).

APPENDIX V
IMPLEMENTATION OF SPECTRAL FACTORIZATION VIA DFT

To perform the spectral factorization of an irrational function $N(z)$, we use a spectral factorization method via discrete Fourier transform, which returns samples of the spectral factor on the unit circle. The method is efficient without requiring rational spectra, and the associated error term, featuring a purely imaginary logarithm, rapidly diminishes with an increased number of samples. Note that this method is explicitly designed for scalar functions.

Algorithm 2 SpectralFactor

- 1: **Input:** Scalar positive spectrum $N(z) > 0$ on $\mathbb{T}_N := \{e^{j2\pi n/N} \mid n=0, \dots, N-1\}$
- 2: **Output:** Causal spectral factor $L(z)$ of $N(z) > 0$ on \mathbb{T}_N
- 3: Compute the cepstrum $\Lambda(z) \leftarrow \log(N(z))$ on $z \in \mathbb{T}_N$.
- 4: Compute the inverse DFT

$$\lambda_k \leftarrow \text{IDFT}(\Lambda(z)) \text{ for } k = 0, \dots, N-1$$

- 5: Compute the spectral factor for $z_n = e^{j2\pi n/N}$

$$L(z_n) \leftarrow \exp \left(\frac{1}{2} \lambda_0 + \sum_{k=1}^{N/2-1} \lambda_k z_n^{-k} + \frac{1}{2} (-1)^n \lambda_{N/2} \right), \quad n = 0, \dots, N-1$$
