

Complexity of two-level systems

Imre Varga

*Department of Theoretical Physics, Institute of Physics,
Budapest University of Technology and Economics, Műgyetem rkp. 3., H-1111 Budapest, Hungary*
(Dated: August 13, 2024)

Complexity of two-level systems, e.g. spins, qubits, magnetic moments etc, are analysed based on the so-called correlational entropy in the case of pure quantum systems and the thermal entropy in case of thermal equilibrium that are suitable quantities essentially free from basis dependence. The complexity is defined as the difference between the Shannon-entropy and the second order Rényi-entropy, where the latter is connected to the traditional participation measure or purity. It is shown that the system attains maximal complexity for special choice of control parameters, i.e. strength of disorder either in the presence of noise of the energy states or the presence of disorder in the off diagonal coupling. It is shown that such a noise or disorder dependence provides a basis free analysis and gives meaningful insights. We also look at similar entropic complexity of spins in thermal equilibrium for a paramagnet at finite temperature, T and magnetic field B , as well as the case of an Ising model in the mean-field approximation. As a result all examples provide important evidence that the investigation of the entropic complexity parameters help to get deeper understanding in the behavior of these systems.

PACS numbers:

I. INTRODUCTION

There has been much interest over the past decade in introducing quantities in order to characterise the complexity of a given system [1]. One of the pioneering works is the one by López-Ruiz, Mancini and Colbet [2] often referred to as the LMC complexity. This ideas has been extended and applied in a number of later publications [3]. In parallel a different line of research has been developed using appropriate parameters [7] for the analysis of probability distributions and it has been found to be closely related to the LMC complexity [3] but the definition of the so-called *structural entropy* is mathematically well defined. The term structural was introduced in order to separate that from the extension entropy since the sum of these two non-negative quantities always sum up to the well-known Shannon-entropy. We also have to mention a more recent suggestion, where the so-called information capacity [8] has been calculated for a number of systems. Apparently its major role is to locate a point in the parameter space where complexity is maximal showing the intermediate state between order and chaos, or order and disorder. As it will be clear in the present paper, as well, the quantity we propose shows similar advantages and it is mathematically more founded as compared to the previous ones.

The analysis of especially quantum systems suffers from the problem that eigenstates are basis dependent. Sometime that ambiguity is obvious whenever there exist a preferential basis. On the other hand there has been some previous work trying to consider basis independent description of quantum states. Along this line some decades ago the quantity termed as the correlational entropy has been introduced [4]. The idea was to build on a basis independent definition of (generalized) entropies. Sokolov and coworkers in several papers

have shown the possible applicability of the so-called correlational entropy. Here we show, that based on these grounds one can in principle elaborate further to investigate for instance the complexity of two-level systems (TLS).

II. THE CONCEPT OF CORRELATIONAL ENTROPY AND THE DERIVATION OF THE COMPLEXITY THEREFROM

In case of a system described by a hamiltonian, $H(\lambda)$ depending on a parameter λ that may be random with an appropriately chosen probability density function (PDF). The solution of the eigenvalue equation

$$H(\lambda)|\alpha; \lambda\rangle = E_\alpha(\lambda)|\alpha; \lambda\rangle, \quad (1)$$

where the eigenvectors can be expressed as a linear combination of the original, orthonormal, computational basis $|k\rangle$

$$|\alpha; \lambda\rangle = \sum_k c_k^\alpha(\lambda)|k\rangle. \quad (2)$$

The elements of the density matrix $\rho^{(\alpha)}$ of a pure eigenstate $|\alpha; \lambda\rangle$, can be expressed using these coefficients as

$$\rho_{k,k'}^{(\alpha)}(\lambda) = \langle k|\alpha; \lambda\rangle\langle\alpha; \lambda|k'\rangle = c_k^\alpha(\lambda)c_{k'}^\alpha(\lambda)^*. \quad (3)$$

The density matrix is hermitian and for the pure eigenstate we have

$$\text{Tr}\rho^{(\alpha)} = \text{Tr}[\rho^{(\alpha)}]^2 = 1, \quad (4)$$

However, following [4] we assume that λ is a random variable with a given PDF. Hence the average of the density

matrix will be calculated over the PDF, $P(\lambda)$ of this variable λ

$$\rho_{k,k'}^{(\alpha)} = \overline{\rho_{k,k'}^{(\alpha)}(\lambda)} \equiv \int d\lambda P(\lambda) c_k^\alpha(\lambda) c_{k'}^\alpha(\lambda)^*, \quad (5)$$

where the density matrix remains hermitian but no longer keep the pure state property, Eq. (4).

The eigenstates of the density matrix can be characterised by entropies, i.e. the von Neumann or Shannon entropy

$$S(\alpha) = -\text{Tr} \left\{ \rho^{(\alpha)} \ln \rho^{(\alpha)} \right\} \quad (6)$$

and an appropriate generalization, the special Rényi entropy [6] of order 2 that is directly connected to purity and the so-called IPR, the inverse participation ratio

$$R_2(\alpha) = -\ln \text{Tr} \left\{ \left[\rho^{(\alpha)} \right]^2 \right\}. \quad (7)$$

Both of these entropies can be called correlational in the sense introduced by Sokolov *et al.* [4] that has been successfully applied in cases of many body chaos mainly in nuclear physics. Hereby we wish to import this idea into quantum two-level systems (TLS) that are the essential models of quantum computing via the notion of the qubit. We wish to investigate its applicability if the randomness arises from the inevitable noise induced by the environment. Furthermore, we wish to introduce a parameter, statistical entropic complexity measure [5] which has been successful for many other purposes [7]. We have to mention that Rényi entropies have already been applied as possible generalizations of measures of complexity [9].

The parameter that we wish to calculate which has been used for many previous examples is the so-called structural entropy but from now on it will be termed as entropic complexity, i.e. S_C defined using definitions Eqs. (6, 7) as

$$S_C(\alpha) = S(\alpha) - R_2(\alpha) \quad (8)$$

Analogous versions have been successfully applied in various cases [7]. It is also very similar to the so-called LMC complexity parameter but is well-founded and has roots back to localization properties and hence S_C has been useful as S_{str} rather describing the shape of various PDF-s. It is a non-negative quantity and the more the PDF deviates from a uniform distribution the larger it becomes, hence its usage describing the shape of a PDF. Indeed the LMC parameter and our S_{str} have been shown to be practically equivalent [3, 5].

III. THE MODEL OF TWO LEVEL SYSTEMS (TLS)

The simplest model of a qubit is a two-level system defined by the following Hamiltonian

$$H = \frac{1}{2}(\varepsilon - \lambda)\sigma_z + V\sigma_x, \quad (9)$$

where the V describes the strength of mixing of the levels defined as the diagonal energies. The σ_x and the σ_z are the usual Pauli-matrices. The energy parameters, ε , λ and V define several, different possible variants. Letting $\varepsilon = 0$ provides two levels, $\pm\lambda$ symmetrical about $E = 0$ with a mixing rate V . Usually $V = 1$ can be taken as the unit of energy if not specified otherwise.

In general the Hamiltonian, Eq. (9) can be diagonalised for a given value of λ using a 2×2 unitary rotation with an angle ϕ defined as

$$\sin \phi = \frac{2V}{\Delta(\lambda)}, \quad \cos \phi = \frac{\varepsilon - \lambda}{\Delta(\lambda)}, \quad (10)$$

where

$$\Delta(\lambda) = \sqrt{(\varepsilon - \lambda)^2 + 4V^2} \quad (11)$$

is the level spacing. The density matrix for the two eigenstates is

$$\rho^{(\pm)}(\lambda) = \frac{1}{2} [\mathbb{1} \pm (\sigma_x \sin \phi + \sigma_z \cos \phi)], \quad (12)$$

where $\mathbb{1}$ represents a 2×2 identity matrix. Upon averaging over the random variable λ or V , we arrive to

$$\rho^{(\pm)} = \frac{1}{2} [\mathbb{1} \pm (\sigma_x s + \sigma_z c)], \quad (13)$$

where $s = \overline{\sin \phi}$ and $c = \overline{\cos \phi}$, are averaged quantities which do not satisfy $c^2 + s^2 = 1$. The eigenvalues of this averaged density matrix are

$$\rho_\nu = \frac{1}{2}(1 + \nu r), \quad r = \sqrt{s^2 + c^2}, \quad \nu = \pm 1. \quad (14)$$

Therefore the entropy is the same for both eigenstates of the density matrix. Using the entropic definition of the complexity parameter, Eq. (8) we obtain

$$S_C = -\frac{1+r}{2} \ln \frac{1+r}{2} - \frac{1-r}{2} \ln \frac{1-r}{2} + \ln \frac{1+r^2}{2}. \quad (15)$$

Hereby we also normalize to $\ln 2$ as for the two-state problem the maximum of the entropy is $\ln 2$.

We have to point out that as far as the complexity parameter is concerned, identical results can be obtained even if the TLS is considered as a half spin in a random field given as

$$H = \vec{\sigma} \cdot \mathbf{n}, \quad (16)$$

where \mathbf{n} is a random unit vector. The density matrix in this case is written as

$$\rho^{(\pm)} = \frac{1}{2} (\mathbb{1} \pm \vec{\sigma} \cdot \mathbf{n}). \quad (17)$$

A. Landau-Zener system

First we calculate the complexity parameter for the ideal, non-random case with $\varepsilon = 0$. This is a model known as the Landau-Zener-Stückelberg-Majorana model [10] (LZSM) which will be the starting basis for our analysis, as well.

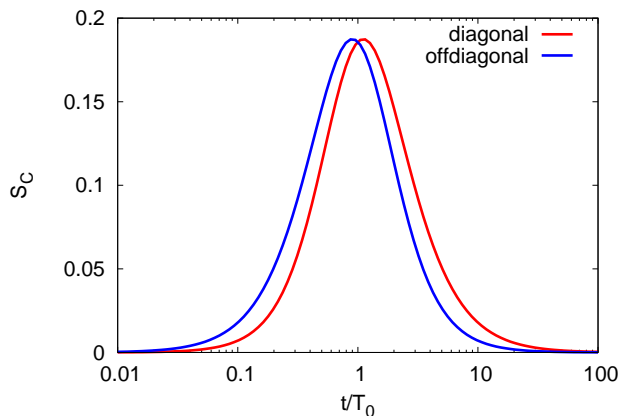


FIG. 1: Complexity of any of the two states (ground or excited) of the Landau-Zener problem for varying either the diagonal or the off-diagonal energy parameters.

1. Varying levels

In this case the TLS Hamiltonian can be written as

$$H(t) = \alpha t \sigma_z + V \sigma_x = \begin{pmatrix} \alpha t & V \\ V & -\alpha t \end{pmatrix}, \quad (18)$$

where the system is governed by a fictitious time parameter $T_0 = \varepsilon/\alpha$, such that $\alpha t = \varepsilon t/T_0$, therefore any quantity can be calculated as a function of $x = \gamma t/T_0$ with $\gamma = \varepsilon/V$. The eigenvalues are given as $E_{\pm}(x) = \pm V \sqrt{x^2 + 1}$, and we choose $V = 1$ as the unit of the energy. Obviously for $x = 0$ the gap is the smallest, but it is still nonzero, $E_+ - E_- = 2V$. The eigenvectors can be given as $|+\rangle = c_+|1\rangle + |0\rangle$ and $|-\rangle = |1\rangle + c_-|0\rangle$ in the computational basis with the additional constraints that $\langle \pm | \pm \rangle = 1$ and $\langle \mp | \pm \rangle = 0$. Hence for the eigenstates one obtains (before normalization)

$$c_+^{(di)}(x) = \sqrt{1+x^2} + x = -c_-^{(di)}(x). \quad (19)$$

Therefore our complexity parameter turns out to be the same for both eigenstates, $|\pm\rangle$ which reads as

$$S_C = -\frac{c_{\pm}^2}{1+c_{\pm}^2} \ln c_{\pm}^2 + \ln \frac{1+c_{\pm}^4}{1+c_{\pm}^2}. \quad (20)$$

2. Varying coupling

Now, let us turn to a similar TLS problem, but with fixed diagonal parameters and linearly changing off-diagonal ones.

$$H(t) = \varepsilon \sigma_z + \alpha t \sigma_x = \begin{pmatrix} \varepsilon & \alpha t \\ \alpha t & -\varepsilon \end{pmatrix}, \quad (21)$$

where the system is governed by a fictitious time scale $T_0 = V/\alpha$, such that $\alpha t = Vt/T_0$, therefore any quantity can be calculated as a function of $x = \delta t/T_0$ with $\delta = V/\varepsilon$. The eigenvalues are given as $E_{\pm}(x) = \pm \varepsilon \sqrt{1+x^2}$, where without loosing the generality, we will assume $\varepsilon = 1$ as the unit of energy. Using the same procedure as in the previous subsection we obtain the following eigenstate components (before normalization)

$$c_+^{(od)}(x) = \frac{\sqrt{1+x^2} + 1}{x} = -c_-^{(od)}(x). \quad (22)$$

The formula for the complexity parameter is the same for both states and can be given as Eq. (20) as for the diagonal case. Both diagonal and off-diagonal x , i.e. t dependences are shown in Fig. (1).

From the figure we can see that the maximal complexity is reached very close to $x = 1$, i.e. when $t = \gamma T_0$ and $t = \delta T_0$ for the two cases, basically using $\gamma = \delta = 1$ without any loss of generality. However, for the case when the diagonal parameter changes with t this point is 10% higher ($x_c^{(di)} = 1.110668\dots$) and when the off-diagonal parameter changes with t , then the position of the maximum is 10% lower ($x_c^{(od)} = 0.900359\dots$) than unity. There is also a remarkable symmetry on a logarithmic scale of x about the maximum for both curves, which is a direct consequence of the symmetry between Eq. (19) and Eq. (22) about $x = 1$. Such a behavior is new that shows a markedly outstanding complexity at roughly $t = T_0$, while the $t = 0$ or rather $t \ll T_0$ and $t \rightarrow \infty$ or $t \gg T_0$ are trivial and apparently interchangeable as far as the complexity is concerned. Due to the symmetry between Eq. (19) and Eq. (22) about $x = 1$ on a logarithmic scale, i.e. $c_+^{(di)}(x) = c_+^{(od)}(1/x)$, Eq. (19) at $x^{(di)}$ and Eq. (22) at $x^{(od)}$ we get exactly the same coefficients (after normalization), $c_+ = 0.93358\dots$. In other words $|+\rangle$ with maximal complexity has a 87.16% population on $|1\rangle$ and 12.84% population on $|0\rangle$. Likewise the state $|-\rangle$ has 12.84% population on $|1\rangle$ and 87.16% population on $|0\rangle$. Using a Bloch-sphere representation

$$|\pm\rangle = \cos \frac{\theta_{\pm}}{2} |0\rangle + e^{i\varphi_{\pm}} \sin \frac{\theta_{\pm}}{2} |1\rangle \quad (23)$$

for the states with maximal complexity we have $\varphi_+ = 0$ and $\theta_+ = 2.40856\dots = 138^\circ$ and $\varphi_- = \pi$ and $\theta_- = 0.73302\dots = 42^\circ$. The θ angles measured in degrees are remarkably sharp values.

B. TLS with fluctuating parameters

As for the original TLS problem we will calculate the complexity parameter for several cases using binary and uniform disorder both for the fluctuation of the levels λ or the fluctuation of the coupling parameter V . Note that parameter ε bares an important role, as for diagonal disorder, a random distribution of λ produces different behavior depending on the fluctuations of λ compared to

ε . As long as $\varepsilon = 0$, our starting model is the original LZSM model and will see either the same behavior as that obtained using a deterministic variation of the diagonal parameter as a function of the fictitious time, t or we may observe departures therefrom. Hence the major effect is expected as $W \approx \varepsilon$ and/or $W \approx 2V$, where W describes the variance of the distribution of $P(\lambda)$ and $2V$ is the smallest level separation of the original LZSM model in case of $\varepsilon = 0$, i.e. describing the minimal mixing strengths.

1. Binary distribution

First we will take the case of binary distributions. In case if the diagonal parameter λ in Eq. (9) is chosen from a PDF described by $P(\lambda) = \frac{1}{2}[\delta(\lambda - W) + \delta(\lambda + W)]$. As long as we consider the TLS Eq. (9) using $\varepsilon = 0$, we may expect the random case to produce identical complexity as for the ideal LZSM system. Calculating the values of $s = \sin \phi$ and $c = \cos \phi$ for this special case and obtain

$$c = \frac{1}{2} \left[\frac{\chi - 1}{\sqrt{(\chi - 1)^2 + \tau^2}} + \frac{\chi + 1}{\sqrt{(\chi + 1)^2 + \tau^2}} \right], \quad (24)$$

$$s = \frac{\tau}{2} \left[\frac{1}{\sqrt{(\chi - 1)^2 + \tau^2}} + \frac{1}{\sqrt{(\chi + 1)^2 + \tau^2}} \right], \quad (25)$$

where $\chi = \varepsilon/W$ and $\tau = 2V/W$ describe the ratio of the original parameters ε and V compared to the measure of disorder W . Especially for the case of $\varepsilon = 0$, when $\chi = 0$, these values simplify to $c = 0$ and $s = \tau/\sqrt{1 + \tau^2}$, and using them substituting in Eq. (15) we obtain exactly the same curves as that depicted in Fig. 1, which is also shown in Fig. 6.

However, for a fixed value of $\varepsilon \neq 0$, we find a family of curves parametrized by $\chi = \varepsilon/W$ as a measure of disorder as depicted in Fig. 2. Next we will present the complexity of the system as a function of parameter $\chi = \varepsilon/W$ and parametrized by the parameter $\tau = 2V/W$. This is shown in Fig. 3.

Considering randomly distributed level coupling in the case of a TLS using the following PDF, $P(V) = \frac{1}{2}[\delta(V - V_0) + \delta(V + V_0)]$ we obtain $s = 0$ and $c = 1/\sqrt{1 + \kappa^2}$, with $\kappa = 2V_0/\varepsilon$ after setting the diagonal elements in Eq. (9) as ε . In this case $r = c$ and so the function Eq. (15) gives identical result as the one depicted in Fig. 1 for the case of the LZSM problem with varying off-diagonal matrix elements (see Eq. (21)). The latter comparison is presented in Fig. 6.

2. Box distribution

Now we consider noisy parameters chosen from a box distribution with finite width, $2W$ and zero mean. First we introduce noise in the levels of the TLS using the PDF of the form $P(\lambda) = 1/2W$ whenever $-W \leq \lambda \leq W$.

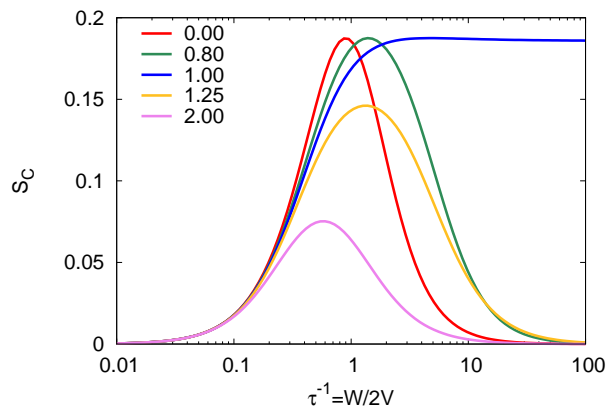


FIG. 2: Complexity of levels randomly distributed according to a binary-distribution. The continuous curves are parametrized according to χ .

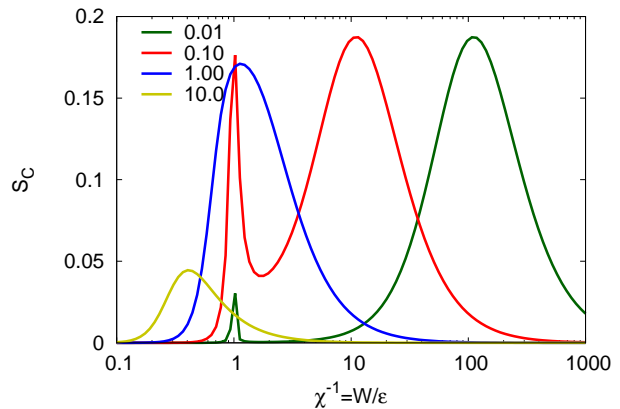


FIG. 3: Complexity of levels randomly distributed according to a binary-distribution as a function of $\chi^{-1} = W/\varepsilon$. The continuous curves are parametrized according to $\zeta = \tau/\chi = 2V/\varepsilon$. Note the second maximum of the curves for $\zeta \ll 1$ are located at values of χ_c^{-1} with $\chi_c^{-1}\zeta \approx 1$.

From the parameters, ε , W , and V we may introduce $\tau = 2V/W$ and $\chi = \varepsilon/W$ just like in the case of binary noise. Calculating the values of $s = \sin \phi$ and $c = \cos \phi$, we get

$$c = \frac{1}{2} \left[\sqrt{(\chi + 1)^2 + \tau^2} - \sqrt{(\chi - 1)^2 + \tau^2} \right], \quad (26)$$

$$s = \frac{\tau}{2} \ln \left[\frac{\sqrt{(\chi - 1)^2 + \tau^2} + \chi - 1}{\sqrt{(\chi + 1)^2 + \tau^2} + \chi + 1} \right] \quad (27)$$

Like in the previous case, here we can plot a family of S_C curves as a function of τ parametrized by χ . This is given in Fig. 4. As before we will present the complexity of the system as a function of parameter $\chi = \varepsilon/W$ and parametrized by the parameter $\tau = 2V/W$. This is shown in Fig. 5. There is also a special case of

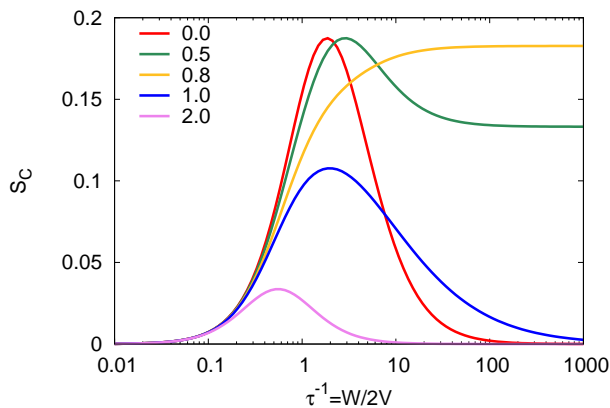


FIG. 4: Complexity of levels randomly distributed according to a box-distribution. The continuous curves are parametrized according to χ .

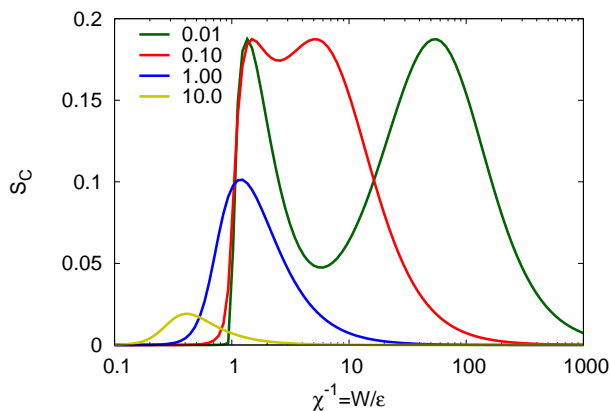


FIG. 5: Complexity of levels randomly distributed according to a box-distribution as a function of $\chi^{-1} = W/\varepsilon$. The continuous curves are parametrized according to $\zeta = \tau/\chi = 2V/\varepsilon$. Note the second maximum of the curves for $\zeta \ll 1$ are located at values of χ_c^{-1} with $\chi_c^{-1}\zeta \approx 5$.

$\varepsilon = 0$ when $\chi = 0$ that yields $c = \overline{\sin \phi} = 0$ and $c = \overline{\cos \phi} = \tau/2 \ln[(\tau^2 + 2 - 2\sqrt{\tau^2 + 1})/\tau^2]$. The resulting curves are depicted in Fig. 6.

Finally let us turn to the case of random variation of the level coupling V according to a box distribution, i.e. $P(V) = 1/2V_0$ if $|V| \leq V_0$, hence $2V_0$ is the width of the distribution of $P(V)$. In this case we have only a single possibility, as the value of $s = \overline{\sin \phi}$ vanishes and $c = \overline{\cos \phi} = \ln(\sqrt{1 + \kappa^2} + \kappa)/\kappa$, with $\kappa = 2V_0/\varepsilon$. The resulting complexity curve is shown in Fig. 6 together with the case when the level couplings are drawn from a binary PDF. In addition the original Landau-Zener curve for off-diagonally varying coupling is also shown to be perfectly identical to the one with binary distribution. As for the random variation of parameter V using a box distribution, the system reaches a maximal complexity for the

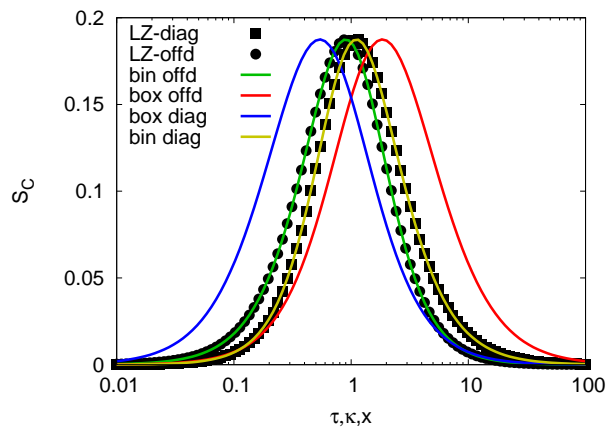


FIG. 6: Complexity of TLS with deterministic Landau-Zener problem and some special random binary and box distributions of the diagonal (using $\varepsilon = 0$ in (9)) and off-diagonal (using $\lambda = 0$ in (9)) parameters. The symbols show the behavior of the case of the LZSM problem already depicted in Fig. 1. The maximum of the complexity for the box distribution of the parameter V is reached at $\kappa_c^{box} \approx 1.85$, and the maximum for binary distributed V is reached at $\tau_c^{bin} \approx 0.90$. The curve with random diagonal values of λ drawn from a box distribution has a maximum at $\tau_c^{box} \approx 0.54$ and the maximum of the complexity for binary distributed diagonal elements λ is reached at $\kappa_c^{bin} \approx 1.11$. Note that $\tau_c^{bin} \kappa_c^{bin} \approx \tau_c^{box} \kappa_c^{box} \approx 1$.

value of $\kappa_c = 1.848578\dots$. As one can see the combination of the Landau-Zener curves and the simplest binary and box distributed the diagonal and the off-diagonal elements produce interesting results. These are summarized in Fig. 6. There is a remarkable correspondence and symmetry between these curves especially when plotted in the log of the parameter describing the complexity of the systems. The maxima seem to be symmetrical about unity which means that that their positions are the inverse of the ones on both sides. The analytical properties of the deterministic LZSM problem described above and shown in Fig. 1 are presented as dots in Fig. 6.

IV. A SYSTEM OF SPINS AT FINITE TEMPERATURE

Hereby we wish to extend our complexity analysis of a system of two-level systems or spins at nonzero temperature and possibly at nonzero magnetic field. Under the effect of both the temperature and magnetic field we may expect the following scenario. As long as the temperature is small enough and the magnetic field is strong enough the spins more-or-less are expected to be aligned forming a basically ordered structure, whereas for large enough temperature and weak magnetic field the spins are almost randomly oriented, hence there exist an inter-

mediate regime of these parameters where the spins are neither ordered nor perfectly random and rather show a more complex nature therefore any complexity measure should show a maximum, while in the two extremes the complexity measure is expected to vanish.

1. General paramagnetic

In this section we investigate the thermal distribution of a general system of spins and its complexity as a function of temperature T and magnetic field B . We would like to study a well-known physical scenario of random magnetic moments represented by half-spins [11]. The energy of the spins in magnetic field, B can be $\varepsilon = \pm\mu_B B$ (μ_B is the Bohr magneton). Hence in thermodynamic equilibrium the magnetic moments at temperature T and in the magnetic field B will have a partition function per spin (from now on every quantity will be normalized to one spin):

$$Z = e^{\beta\varepsilon} + e^{-\beta\varepsilon} = 2 \cosh(\beta\varepsilon) \quad (28)$$

with $\beta = \frac{1}{k_B T}$, therefore the occupation of any spin is

$$p = \frac{1}{Z} \exp(\beta\varepsilon) = \frac{e^{\beta\varepsilon}}{2 \cosh(\beta\varepsilon)} \quad (29)$$

hence the complexity of the system of half spins in a magnetic field B at temperature T in the paramagnetic phase is given as

$$S_C = -[p \ln(p) + (1-p) \ln(1-p)] + \ln(p^2 + (1-p)^2). \quad (30)$$

The form of this function as a function of both T and B are presented in Fig. 7. It is clear that at $T_0 = \mu_B B / k_B$, $B_0 = k_B T_0 / \mu_B$ the complexity parameter is maximal but at the extremes of vanishing T and B or infinite T and B this parameter should vanish, as well. As Fig. 7 shows the complexity clearly vanishes as the parameter $x = \mu_B B / k_B T$ either vanishes, $x \rightarrow 0$ or goes to infinity, $x \rightarrow \infty$. However, close to $x = 1$ we see a maximum of complexity meaning the presence of competing effects of thermal fluctuations and ordering due to the external field.

2. Ising model at mean-field level

Next we take the example of a physical system of interacting spins. We look at the classical Ising problem in higher dimensions and here we will investigate the low temperature, ferromagnetic phase

$$H = -J \sum_{\langle i,j \rangle} \sigma_i \sigma_j - \mu B \sum_i \sigma_i, \quad (31)$$

where $\sigma_i = \pm 1$. Here J is the interaction between nearest neighbor spins and B is the external magnetic field. The

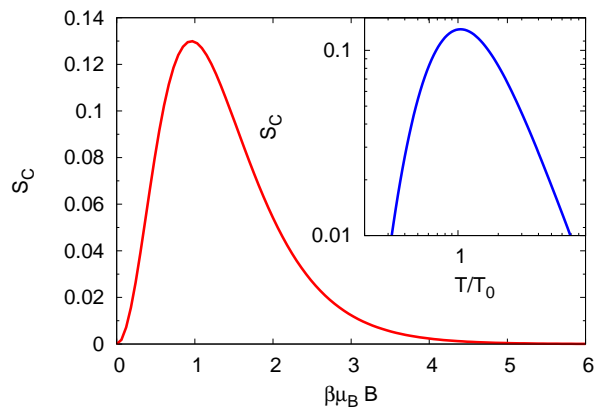


FIG. 7: Complexity of half-spins in the paramagnetic phase. Note that the complexity is maximal roughly for $\mu_B B / k_B T_0 = 1$

coupling to the external field is via $\mu = g\mu_B/2$, μ_B being the Bohr-magneton and g is the gyromagnetic ratio. In order to gain overall insights of the behavior of a system of spins under finite B and T we turn to its mean-field approximation [12], where

$$\sigma_i \sigma_j \approx \langle \sigma_i \rangle \langle \sigma_j \rangle + (\sigma_i - \langle \sigma_i \rangle) \sigma_j + (\sigma_j - \langle \sigma_j \rangle) \sigma_i \quad (32)$$

dropping negligible fluctuations, i.e. $(\sigma_i - \langle \sigma_i \rangle)(\sigma_j - \langle \sigma_j \rangle) \approx 0$. The magnetization per spin is $m = \langle \sigma_i \rangle = \langle \sigma_j \rangle$. Then the minimization of the free energy yields the following equation to be solved for the magnetization m [12]

$$m = \tanh[\beta(\varepsilon_B + mJz)], \quad (33)$$

where z is the coordination number, $\beta = 1/k_B T$ and $\varepsilon_B = \mu_B B$. This equation is called the Curie-Weiss equation. Within this model we see a ferromagnetic ordering due to the coupling between adjacent spins which is disturbed by thermal fluctuations, therefore as $T \rightarrow 0$ ferromagnetic order dominates and above a certain temperature, T_c disorder due to thermal fluctuations overcomes and the system loses its ferromagnetic state. This is true especially in the absence of magnetic field, $B = 0$, where we know that for $\beta Jz > 1$ there are three solutions for Eq. (33), $m = 0$, $m = \pm m_0$. Right at $\beta_c Jz = 1$ we have the critical point, hence

$$k_B T_c = zJ, \quad \beta_c = 1/(zJ). \quad (34)$$

Therefore when $m = 0$ the system is in the paramagnetic phase and for $m = \pm m_0$ it is in a ferromagnetic order and the critical point is located at T_c named as the so-called Curie-temperature above which a ferromagnetic system turns paramagnetic.

Under such conditions the probability of magnetization m is

$$p = \frac{1+m}{2}, \quad (35)$$

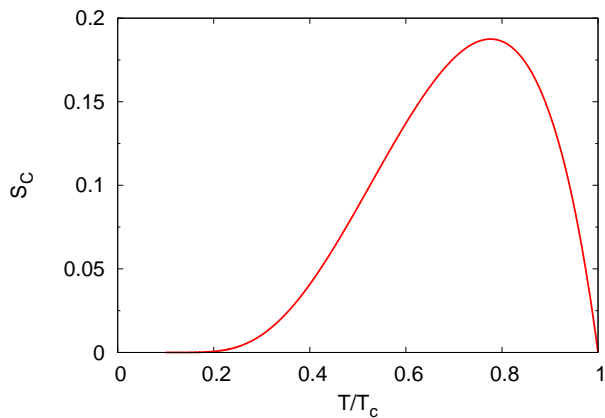


FIG. 8: Complexity of a system of spins using the Ising model at mean-field approximation in the absence of external magnetic field in the ferromagnetic phase, $\beta/\beta_c > 1$, i.e. $T/T_c < 1$.

hence the complexity of the system per spin reads as a function already written in Eq.(30). However, here p is expressed in terms of the magnetization according to Eq. (35) where m is obtained as the solution of Eq. (33). The resulting curve as a function of $x = T/T_c$ is depicted in Fig. 8. We have to emphasize that higher order fluctuations are suppressed within this approximation and also that it is applicable only for high enough dimensions. So the complexity provides some further insight into the interplay of ferromagnetic ordering, zJ , and thermal fluctuations, $k_B T$. It will be shown that approaching the critical temperature T_c , we find a special temperature, T^* where the system shows maximal complexity. As we can see the complexity apparently of the Ising model just close to the paramagnetic–ferromagnetic phase transition becomes maximal at a value of $T^* \approx 0.776T_c$.

Finally let us investigate the same Ising problem for non-zero magnetic field, $B > 0$. We may expect a stronger ordering tendency enforced by the presence of the magnetic field. As long as $B = 0$ there is a clear separation between the paramagnetic phase, when $\beta < \beta_c$, i.e. $T > T_c$ with $m = 0$ and the ferromagnetic phase, $\beta > \beta_c$, i.e. $T < T_c$ with $m = m_0 \neq 0$. However, for nonzero external field, $B > 0$ the magnetization is nonzero even for the paramagnetic phase. What we may compare is the complexity as a function of temperature parametrized by the ratio of magnetic coupling and ferromagnetic ordering, $\alpha = \beta_c \varepsilon_B = \varepsilon_B / k_B T_c = \varepsilon_B / zJ$. This is depicted in Fig. 9. It is remarkable that Fig. 9 shows parametrically very simple behavior for $T \ll T_c$, i.e. for low enough temperature the complexity is vanishing independent of the external field, whereas for large enough temperature the external field produces substantial effect and the complexity increases. However, the temperature producing maximal complexity is also B dependent and increases with increasing B . In this case there is no separate ferromagnetic and paramagnetic phases and the

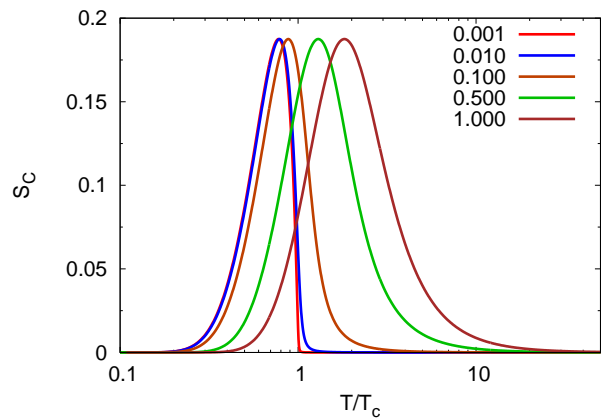


FIG. 9: Complexity of a system of spins using the Ising model at mean-field approximation for various values of the external magnetic field in the ferromagnetic phase, i.e. $x = \beta/\beta_c > 1$ using a semilog plot. The curves are parametrized according to the ratio of ordering due to the magnetic field, B and due to the coupling of adjacent spins zJ as $\alpha = \mu_B B / zJ$. The position of the maximum of the curves, T^*/T_c increases with increasing α .

system with maximal complexity is achieved at temperatures that increase beyond T_c with increasing value of α . The relation between T^*/T_c and α is linear (not shown here) starting at $T^*/T_c \approx 0.776$ for $\alpha = 0$, i.e. as $B = 0$, but $T^*/T_c \propto \alpha$, hence for $\alpha \approx 0.2133$ we find $T^* \approx T_c$.

V. CONCLUSIONS

The understanding of two-level systems is nowadays more important than ever. They form the building blocks of future quantum computers and it is essential to investigate how such systems behave under the influence of noise or disorder and a really appropriate and modern way to characterize the parameter dependence is using some form of complexity measure.

In the present work first we combined the notion of correlational entropy and statistical, entropic complexity in order to describe the behavior of two-level systems, or spins or qubits. It has been shown that the effect of noise, i.e. disorder can be investigated in these systems and the complexity parameter used in the present work vanishes for the trivial limiting cases of zero or large disorder while it becomes maximal when the interplay of the coupling to the noise (disorder) is maximal.

In the second part we have shown that the complexity parameter introduced here can be applied for the characterization of the thermal equilibrium of random magnets in a general paramagnetic phase or the Ising model at the mean-field approximation. We have shown that the complexity reveals interesting insights in these systems, as well. In both cases, the interplay of thermal

fluctuations driving towards maximal disorder and external magnetic field driving towards maximal order can be captured by the entropic complexity. For the case of the Ising problem with external magnetic field it turns out that maximal complexity is achieved as a delicate interplay between thermal fluctuations, external magnetic field and the ferromagnetic coupling between adjacent spins.

In all the above cases maximal complexity of the quantum state is achieved whenever random, fluctuations and ordering are mutually important or otherwise the state of the system is the most far away possible from the extremal cases of high ordering or high disorder. How these characteristics depend on further degrees of freedom and how special the state with maximal complexity is will be

investigated in the future.

Acknowledgments

Project no. TKP2021-NVA-02 has been implemented with the support provided by the Ministry of Culture and Innovation of Hungary from the National Research, Development and Innovation Fund, financed under the TKP2021-NVA funding scheme. Additional support was provided by the Ministry of Culture and Innovation and the NRDI Office within the Quantum Information National Laboratory of Hungary (Grant No. 2022-2.1.1-NL-2022-00004).

-
- [1] K.D. Sen (Ed.), *Statistical Complexity, Applications in Electronic Structure*, Springer, Berlin, (2011).
- [2] R. López-Ruiz, H.L. Mancini, X. Calbet, *Phys. Lett. A* **209** 321 (1995); see references in K.D. Sen (Ed.), *Statistical Complexity, Applications in Electronic Structure*, Springer, Berlin, (2011).
- [3] R. López-Ruiz, *Biophys. Chem.* **115**, 215 (2005).
- [4] V. V. Sokolov, B. A. Brown, and V. Zelevinsky, *Phys. Rev. E* **58** 56 (1998); see also V. Zelevinsky, *Czech. J. Phys* **52** C527 (2002); A. Volya and V. Zelevinsky, *Phys. Lett. B* **574** 27 (2003); V. Zelevinsky and A. Volya, *Phys. Scr.* **T125** 147 (2006); V. V. Sokolov, O. Zhironov, and Y. A. Kharkov, *Eur. Phys. Lett.* **88** 60002 (2009); V. Zelevinsky, *J. Phys. G: Nucl. Part. Phys.* **37** 064024 (2010); V. Zelevinsky and A. Volya, *Phys. Scr.* **91** 1 (2016).
- [5] I. Varga, *J. Math. Chem.* **61**, 2774 (2023).
- [6] A. Rényi, *Rev. Int. Statist. Inst.* **33**, 1 (1965).
- [7] J. Pipek and I. Varga, *Phys. Rev. A* **46**, 3148 (1992); *Int. J. Quantum Chem.* **51**, 539 (1994); J. Pipek, I. Varga, and T. Nagy, *Int. J. Quantum Chem.* **37**, 529 (1990); J. Pipek and I. Varga, *ibid.* **64**, 85 (1997); I. Varga and J. Pipek, *Phys. Rev. B* **42**, 5335 (1990); I. Varga, J. Pipek, and B. Vasvári, *ibid.* **46**, 4978 (1992); I. Varga and J. Pipek, *J. Phys.: Condens. Matter* **6**, L115 (1994); I. Varga and J. Pipek, *J. Phys.: Condens. Matter* **10**, 305 (1998); I. Varga, E. Hofstetter, M. Schreiber, and J. Pipek, *Phys. Rev. B* **52**, 7783 (1995); I. Varga, Y. Ono, T. Ohtsuki, and J. Pipek, *Phys. Status Solidi B* **205**, 373 (1998); M. Metzler and I. Varga, *J. Phys. Soc. Jpn.* **67**, 1856 (1998); I. Varga, E. Hofstetter, and J. Pipek, *Phys. Rev. Lett.* **82**, 4683 (1999); J. Pipek, I. Varga, and E. Hofstetter, *Physica E* **9**, 380 (2001); I. Varga and J. Pipek, *Phys. Rev. E* **68** 026202 (2003).
- [8] C. V. Landauro, H. Nowak, and P. Häussler, *Physica A* **592** 126790 (2022).
- [9] R. López-Ruiz, Á. Nagy, E. Romera, and J. Sañudo, *J. of Math. Phys.* **50**, 123528 (2009); Á. Nagy and E. Romera, pp. 215-235 in K.D. Sen (Ed.), *Statistical Complexity, Applications in Electronic Structure*, Springer, Berlin, (2011); P. Sánchez-Moreno, J. C. Angulo, and J. S. Dehesa, *Eur. Phys. J. D* **68**: 212 (2014); D. Nath, *Int. J. Quantum Chem.* e26816 (2021); F. Pennini and A. Plastino, *Entropy* **24**, 1067 (2022);
- [10] L. Landau, *Phys. Z. Sowjetunion* **2**, 46 (1932); C. Zener, *Proc. R. Soc. Lond. Ser. A Math. Phys. Eng. Sci.* **137** (833), 696 (1932); E. Majorana, *Il Nuovo Cimento* **9** **2**, 43 (1932); E.C.G. Stückelberg, *Helv. Phys. Acta* **5**, 369 (1932).
- [11] H. Gould, J. Tobochnik, *Statistical and Thermal Physics*, (Princeton University Press, 2010).
- [12] D. Arovas, *Lecture Notes on Thermodynamics and Statistical Mechanics*, (CreateSpace Independent Publishing Platform, 2014).