

Balancing Efficiency with Equality: Auction Design with Group Fairness Concerns

Fengjuan Jia^a, Mengxiao Zhang^{a,*}, Jiamou Liu^b and Bakh Khossainov^a

^aSchool of Computer Science and Engineering, University of Electronic Science and Technology of China, China

^bSchool of Computer Science, The University of Auckland, New Zealand

Abstract. The issue of fairness in AI arises from discriminatory practices in applications like job recommendations and risk assessments, emphasising the need for algorithms that do not discriminate based on group characteristics. This concern is also pertinent to auctions, commonly used for resource allocation, which necessitate fairness considerations. Our study examines auctions with groups distinguished by specific attributes, seeking to (1) define a fairness notion that ensures equitable treatment for all, (2) identify mechanisms that adhere to this fairness while preserving incentive compatibility, and (3) explore the balance between fairness and seller’s revenue. We introduce two fairness notions—group fairness and individual fairness—and propose two corresponding auction mechanisms: the Group Probability Mechanism, which meets group fairness and incentive criteria, and the Group Score Mechanism, which also encompasses individual fairness. Through experiments, we validate these mechanisms’ effectiveness in promoting fairness and examine their implications for seller revenue.

1 Introduction

As automated decision-making systems increasingly orchestrate our lives, the issue of algorithmic fairness has become crucial. The 2026 White House report [1] advocates for “equal opportunity by design” as a guiding principle in AI system design and development. This principle seeks to address potential disparities in the outcomes of AI systems affecting various socioeconomic groups, defined by race, gender, age, and income brackets. Algorithmic fairness aims to mitigate the impact of these systems, ensuring they neither reinforce existing inequalities nor introduce new forms of discrimination [16].

Recent studies reveal pervasive unfairness across multiple domains, highlighting systemic biases in algorithmically driven decision-making systems. Job search systems, for instance, have been shown to disproportionately expose women to lower-paying opportunities [22], while crime risk assessment tools significantly disadvantage African-Americans [12].

Auction mechanisms, a common method for allocating resources like properties, advertisements, and car licenses, similarly manifest fairness concerns. Notably, car license auctions in several large Asian cities, designed to control traffic and car ownership, often set high bid prices that favor wealthier individuals [27]. This system bars lower-income residents from owning cars, restricting their mobility and exacerbating socioeconomic divides. Car ownership, often essential for accessing better employment and services, becomes a

privilege of the affluent, reinforcing existing social inequities [10]. Similarly, housing auctions intensify economic disparities. Properties auctioned to the highest bidder enable wealthier individuals to secure homes in desirable areas, which are likely to appreciate in value. This not only widens the wealth gap through significant capital gains but also contributes to economic segregation and reduces affordable housing availability, pricing out lower-income groups from prosperous locales [14].

While auctions are an effective means of resource allocation and revenue generation, our research aims to balance efficiency with fairness in auction design, thus promoting social justice and equality. We first examine the concept of envy-freeness (EF) [17, 18, 28], a well-discussed notion in mechanism design, which deems an auction envy-free if no buyer would benefit from swapping her allocation and payment with another. However, EF does *not* necessarily address broader concerns of financial accessibility and is inadequate for our purposes. For instance, an auction that allocates the item to the buyer with the highest valuation while demanding a price that exceeds the affordability of other buyers is EF, but favors those with greater financial resources. Therefore, we need a new concept of fairness for auctions to ensure equity among all demographic groups. Our study addresses three main questions:

- (Q1) How to define fairness for auctions to ensure equity among all demographic groups?
- (Q2) How to design auctions that are fair and incentive compatible (IC), while maximally ensuring seller’s revenue?
- (Q3) How to improve equity at the individual-level as well as the group-level in auction design?

Contribution. To answer Q1, we introduce a new fairness notion, ϵ -group fairness, which aims to minimise the welfare disparity between groups within a defined threshold, ϵ . The parameter ϵ controls the level of fairness to be achieved by the auction mechanism. See Section 3. To answer Q2 and Q3, we present two auction mechanisms: the Group Probability Mechanism (GPM) and the Group Score Mechanism (GSM). GPM assigns winning probabilities across groups, ensuring both incentive compatibility and ϵ -group fairness; see Section 4. GSM, meanwhile, allocates scores to buyers based on group characteristics. The scoring function is optimised via a neural network, trained to improve fairness both at the individual level; See Section 5. We conduct extensive experiments to empirically investigate the balance between group-level welfare, individual welfare and seller’s revenue. We compare our GPM and GSM with the second-price mechanism, that achieves the optimal social welfare,

* Corresponding author. Email: mengxiao.zhang@uestc.edu.cn

and the simple mechanism, that achieves 0-group fairness, under synthetic data. The results show that the GPM achieves good group fairness without compromising much of social welfare and of revenue, while GSM successfully achieves good fairness at both group- and individual-levels. See Section 6.

2 Related work

Fairness in mechanism design. Fairness has emerged as a crucial consideration in the field of mechanism design, particularly in the context of resource allocation. In these problems, a prominent objective is to distribute resources among individuals or groups without monetary transactions, a setup often referred to as *mechanism design without money*. The fairness notions most frequently studied in this setting are envy-freeness (EF) [18] and proportionality (PROP) [26]. EF, as defined by Gamov and Steinhaus, ensures that no individual envies another after the allocation, meaning no one would prefer another’s allocation to their own. PROP, on the other hand, ensures that each individual receives a share proportional to their entitlement from the total available resources.

However, EF and PROP do not always lead to feasible allocations when dealing with individual items, prompting researchers to propose several relaxed fairness notions. These include envy-freeness up to one good (EF1) and envy-freeness for any good (EFX), which permit some level of envy but under strict conditions. EF1 [24, 8], for example, allows envy provided it can be resolved by reallocating a single item, while EFX [9] requires that envy can be resolved by reallocating any item in question. The maximin share guarantee (MMS) [8] is another relaxed criterion ensuring that when dividing goods into bundles, each participant receives at least the worst one.

Recent literature also explores group-level fairness notions, such as group envy-freeness (GEF) [11, 5], which ensures that no group envies another after allocations that could be Pareto improved. These work allow for arbitrary group partitioning, reflecting real-world scenarios where groups are not predefined. This flexibility, however, introduces challenges in achieving fairness, especially for indivisible goods, leading to the introduction of group envy-freeness up to one good (GEF1) [11, 4].

Building on these foundational ideas, some studies have extended the notion of envy-freeness to scenarios involving money. This line of research is crucial for applications such as rent division [17] and auction design, where monetary considerations significantly impact fairness. For instance, the fairest rent division extends EF to situations where tenants have varying budgets [2], accommodating real-life financial constraints. In auctions, the concept has been expanded to include envy-freeness between individuals and groups, as well as among groups [28], through mechanisms like the Average-Max-Minimal-Bundle, which aims to ensure fairness at multiple levels. Also, [6] extends the concepts of EF1 and EFX to the group level in the context of sponsored search auctions.

Fairness in AI. In the field of AI, fairness are also defined at both individual and group levels. Fairness at individual level requires to treat similar individuals in a similar way [13]. Specifically, given a similarity metric, fairness-through-awareness [13] requires individuals who are close under the similarity metric receive similar outcome. Fairness-through-unawareness [19] requires that any protected attributes are not explicitly used in deciding outcomes. Counterfactual fairness[21] requires that the outcome is same in both the actual world and a counterfactual world where the individual changes only her protected attribute. Fairness at group level aims to equalise each group’s opportunity to positive outcomes [20]. Demographic

parity (as referred to as statistical parity) [13] requires that the demographics of individuals who receive positive (or negative) outcome are consistent with those of the whole population. Equal odds [20] ensures that the probabilities of an individual in a positive class being correctly assigned a positive outcome and of an individual in a negative class being incorrectly assigned to a positive outcome should be equal for individuals in protected and unprotected groups. Equal opportunity [20] relaxes the notion of equal odds and ensures only the probability of an individual in a positive class being correctly assigned a positive outcome should be equal for individuals in protected and unprotected groups.

Most of the studies in mechanism design consider mechanism without money and the corresponding theoretical results and mechanisms can not be applied to our problem. [28] is the only one that focuses on fairness at group level in auctions. However, their setup is different from ours as we assume that the agents are partitioned into groups by their characteristics while they allow any partition. Also, as we discussed in the introduction, envy-free allocations does not ensure equity among different socioeconomic groups. In contrast, fairness in the field of AI is often defined based on pre-defined socioeconomic groups. Also, it aims to equally assign the favourable outcomes to all groups. Therefore, there is a need for new fairness notions by adapting the fairness notion in AI to the auction setting, and design new mechanisms that meet the proposed fairness.

3 Problem formulation

3.1 Auction setup

We investigate an auction setting which consists of a single seller, denoted by s , and a set of n buyers, denoted by N . The seller has an indivisible item for sale. The buyers in N are organised into m mutually disjoint subsets, N_1, \dots, N_m , i.e., $N_1 \cup \dots \cup N_m = N$, $N_1 \cap \dots \cap N_m = \emptyset$. Intuitively, these sets represent mutually-exclusive socioeconomic groups defined by, e.g., gender, race, income brackets, etc. Let $[m]$ denote the set of natural numbers $\{1, \dots, m\}$. Each buyer $i \in N$ has a positive real valuation $\theta_i \in [\underline{\theta}, \bar{\theta}] \in \mathbb{R}^+$ to the item, where $[\underline{\theta}, \bar{\theta}]$, $0 \leq \underline{\theta} < \bar{\theta}$, is the support of θ_i and it is publicly known. Each buyer expresses her valuation by a *bid* θ'_i , which is not necessarily the same as the true valuation θ_i . Let $\theta := (\theta_i)_{i \in N}$ and $\theta' := (\theta'_i)_{i \in N}$ denote the true valuations and the reported bids of all buyers, respectively. Using the bids θ' from all buyers, the auction mechanism decides which buyer wins the item and the price they must pay. The seller values the item at zero, implying no personal loss or gain from parting with the item other than the revenue generated from the sale. Let $\Theta := [\underline{\theta}, \bar{\theta}]^n$ denote the set of all possible valuations of all buyers. We formally define a deterministic mechanism and a randomised mechanism as follows.

Definition 1. A deterministic mechanism M consists of two functions (π, p) , where $\pi: \Theta \rightarrow \{0, 1\}^n$ is an allocation function and $p: \Theta \rightarrow \mathbb{R}^n$ is a payment function.

A deterministic mechanism M takes the bids θ' of all buyers as inputs, and outputs an auction outcome $(\pi(\theta'), p(\theta'))$, where $\pi(\theta') \in \{0, 1\}^n$ is an *allocation result* indicating whom the item is allocated to, while $p(\theta') \in \mathbb{R}^n$ is a *payment result* showing how much each buyer would pay. We write $\pi(\theta')$ as $(\pi_1(\theta'), \dots, \pi_n(\theta'))$ and $p(\theta')$ as $(p_1(\theta'), \dots, p_n(\theta'))$, where each $\pi_i(\theta') \in \{0, 1\}$ and $p_i(\theta') \in \mathbb{R}$ is buyer i ’s allocation and payment. Given a mechanism M with bids θ' , the seller s gains the utility $u_s := \sum_{i \in N} p_i$, while each buyer i gains a *utility* $u_i(\theta') := \theta_i \pi_i - p_i$. The *social welfare* of M on θ'

is defined as the sum of the utilities of all buyers and the seller, i.e., $sw(\theta') := \sum_{i \in N \cup \{s\}} u_i = \sum_{i \in N} \pi_i \theta_i$. The *revenue* of M on θ' is defined as the total payment of all buyers, i.e., $rv(\theta') := \sum_{i \in N} p_i$.

While deterministic mechanisms produce specific, fixed outcomes based on the bids (i.e., one buyer definitively wins the item, and others do not), randomised mechanisms yield probabilities that describe expected outcomes over multiple realisations of the mechanism, offering a distribution of possible outcomes.

Definition 2. A randomised mechanism M is one that, given $\theta' \in \Theta$, outputs (π, p) such that π and p are randomised allocation and payment functions, respectively.

In a randomised mechanism M over θ' , we denote by $\Pi_i(\theta') \in [0, 1]$ and $P_i(\theta') \in \mathbb{R}$ the expected allocation and expected payment to buyer i , resp. Buyer i 's expected utility, denoted by $U_i(\theta')$, is $\theta_i \Pi_i(\theta') - P_i(\theta_i)$. Seller s 's expected utility, denoted by $U_s(\theta')$, is $\sum_{i \in N} P_i(\theta_i)$. We also define the expected social welfare and expected revenue of M over θ' , denoted by $SW(\theta')$ and $RV(\theta')$, resp.

Note that a deterministic mechanism can be treated as a special case of randomised mechanism such that the mechanism returns an allocation and a payment function with probability 1. From now on, we refer to a randomised mechanism simply as a mechanism. Next we define several desirable properties of a mechanism. Let $\theta_{-i} := (\theta_j)_{j \in N \setminus \{i\}}$ and Θ_{-i} be the set of all possible θ_{-i} . Intuitively, the buyers should be incentivised to truthfully report their valuations as doing so would give her the highest and non-negative expected utility:

- A mechanism M is *incentive compatible* (IC) if for all $i \in N$, all $\theta_i, \theta'_i \in [\underline{\theta}, \bar{\theta}]$ and for all $\theta_{-i} \in \Theta_{-i}$, we have $U_i(\theta_i, \theta_{-i}) \geq U_i(\theta'_i, \theta_{-i})$.
- A mechanism M is *individual rational* (IR) if for all $i \in N$ and all $\theta_{-i} \in \Theta_{-i}$, we have $U_i(\theta_i, \theta_{-i}) \geq 0$.

3.2 Group fairness

In auction settings where the seller distributes items of social significance, incorporating fairness among different buyer groups becomes critical. This is particularly important when certain groups might have inherent advantages over others in winning the auction. To ensure equitable treatment across all groups, we introduce the concept of group fairness below.

For each group N_k , where $k \in [m]$, we define the group's social welfare $sw_k(\theta')$ under a deterministic mechanism $M = (\pi, p)$ over bids θ' by the sum of the valuations of buyers within N_k , i.e., $sw_k(\theta') := \sum_{i \in N_k} \pi_i \theta_i$. To assess a mechanism's fairness, we consider the expected social welfare $SW_k(\theta')$ for any group N_k . By focusing on achieving comparable expected social welfare across all groups, the mechanism promotes a fair distribution of benefits, crucial for items that serve the community or public interest.

Definition 3. Given a parameter $\epsilon \geq 0$, a mechanism M satisfies ϵ -group fairness if for all $\theta \in \Theta$ we have

$$\max_{k, \ell \in [m]} |SW_k(\theta) - SW_\ell(\theta)| \leq \epsilon. \quad (1)$$

The parameter ϵ regulates the extent of fairness deviation. A smaller value of ϵ means better fairness between groups in the mechanism.

We aim to design an auction mechanism that is IC and IR, while satisfying ϵ -group fairness, for reasonable ϵ . Designing such an mechanism is not trivial, which is illustrated by a straightforward

adaption of the second price auction mechanism such that it achieves group fairness. We call this mechanism as *simple mechanism* and it works as follows. The simple mechanism assigns a proper probability $\Pr_k \in [0, 1] \in \mathbb{R}^+$ to each group $N_k, k \in [m]$, and selects one group according to the probability distribution. Then it runs a second price auction in the selected group. By setting the probability of each group be proportional to the top valuation in other groups would ensure group fairness. However, it turns out that this mechanism is not IC, which is shown in the following example.

Example 1. We consider the auction with two groups A and B , where Group A consists of buyers a, b and c with valuations 9, 8 and 7, while Group B consists of d, c and e with valuations 7, 3 and 2. We first consider the case where all buyers bids truthfully. In the second price auction, the item is allocated to the buyer with the highest bids within the group, i.e., either a in A or d in B . We consider $\epsilon = 0$. To ensure group fairness, by Equation (1), we have $v_a \Pr_A = v_d \Pr_B$. Also, we know $\Pr_A + \Pr_B = 1$ and $\Pr_A \geq 0, \Pr_B \geq 0$. Then we have $\Pr_A = 7/16, \Pr_B = 9/16$, which defines the probability distribution in the first step. Under such distribution, the expected utility of buyer d is $9/4$.

Next, we assume that Buyer d bids 6 instead and the other buyers bid truthfully. Again to ensure group fairness, we have the distribution $\Pr_A = 6/15, \Pr_B = 9/15$. Under this distribution, the expected utility of d increases to $35/15$. In other words, Buyer d benefits from misreporting and thus the simple mechanism is not IC.

4 Group probability mechanism

Notice that the simple mechanism fails to achieve incentive compatibility because the expected allocation is increasing in the bid and the buyers have incentive to lower their bids to get higher chance to win. To circumvent this issue, we make the expected allocation of each buyer independent from her bid, which is the main idea of our first mechanism, *group probability mechanism* (GPM).

4.1 Mechanism

We now describe GPM in detail: Given the bids of all buyers θ' and a parameter $\epsilon_G > 0$, the mechanism works as follows.

1. **Bidder Partition.** The buyers are randomly assigned to exactly one of the two disjoint sets: Stat with probability $\frac{1}{2}$ and SecPrice with probability $\frac{1}{2}$. The buyers in SecPrice will participate in a second price auction while the buyers in Stat will be used to calculate the winning probability of each group (see next step).
2. **Calculation of group winning probabilities.** This step is to use the buyers in Stat to calculate the probability $\Pr_k, k \in [m]$ that group N_k wins the item. Within the buyers in set Stat, assume a second price auction is run among the buyers in each group. Let w_k be the winner in the second price auction for group N_k . The probabilities \Pr_k are obtained by solving Problem (2), as shown below.

$$\max_{\Pr_1, \dots, \Pr_m} \sum_{k=1}^m p_{w_k} \Pr_k \quad (2a)$$

$$\text{s.t. } \max_{k, \ell \in [m]} |\Pr_k \theta'_{w_k} - \Pr_\ell \theta'_{w_\ell}| \leq \epsilon \quad (2b)$$

$$\sum_{k=1}^m \Pr_k = 1 \quad (2c)$$

$$0 \leq \Pr_k \leq 1, \forall k \in [m] \quad (2d)$$

The Objective (2a) is to maximise the expected revenue while the Constraint (2b) ensures ϵ -group fairness.

3. **Second price auction.** This step is to select a winner among the buyers in set SecPrice and to set the price for the winner.

(a) **Group selection.** The group probability $\text{Pr}_k, k \in [m]$ obtained from the buyers in Stat is assigned to group N_k in SecPrice. Then a group N_{k^*} is selected randomly according to the assigned group winning probabilities.

(b) **Individual selection.** A second price auction is conducted among the buyers in group N_{k^*} . That is, the buyer w with the highest bid in N_{k^*} is allocated the item and the price is set to be the second highest bid of group N_{k^*} in set SecPrice, i.e., $\pi_w = 1, p_w = \theta'_2$, where θ'_2 is the second highest bid.

The whole process is shown in Algorithm 1.

Algorithm 1 Group Probability Mechanism

Input: bids of all buyers θ' and group fairness parameter ϵ_G
Output: allocation result $\pi(\theta')$ and payment result $p(\theta')$
1: initialise Stat = \emptyset , SecPrice = \emptyset , $\pi(\theta') = \mathbf{0}$, and $p(\theta') = \mathbf{0}$
2: allocate each buyer into Stat with prob. $\frac{1}{2}$ and SecPrice with prob. $\frac{1}{2}$
3: calculate the group winning prob. Pr_k for each group $k \in [m]$ by solving Problem (2) over Stat
4: assign the group winning prob. Pr_k to each group N_k in SecPrice
5: select a group N_{k^*} in SecPrice according to the group winning prob. distri.
6: run a second price auction in group N_{k^*} and set $\pi_{w^*} = 1$ and $p_{w^*} = \theta'_2$ for winner w^*
7: **return** $\pi(\theta')$ and $p(\theta')$

Now we show how we solve Problem (2) over set Stat. We use a general method for solving optimisation programs, the Lagrange multiplier method. Let $\lambda_{kl}, k \neq l, k, l \in [m]$, μ and $\gamma_k, \tau_k, k \in [m]$ be the Lagrange multipliers. The Lagrange function is

$$\begin{aligned} & L(\text{Pr}_1, \dots, \text{Pr}_k, \lambda_{12}, \dots, \lambda_{m-1,m}, \mu, \gamma_1, \dots, \gamma_k, \tau_1, \dots, \tau_k) \\ &= \sum_{k \in [m]} p_{w_k} \text{Pr}_k - \sum_{k,l \in [m]} \lambda_{k,l} (|\text{Pr}_k \theta'_{w_k} - \text{Pr}_l \theta'_{w_l}| - \epsilon) \\ & \quad - \mu \left(\sum_{k \in [m]} \text{Pr}_k - 1 \right) - \sum_{k \in [m]} \gamma_k (-\text{Pr}_k) - \sum_{k \in [m]} \tau_k (\text{Pr}_k - 1) \end{aligned}$$

Then we get the solution to Problem (2) by solving the following system.

$$\begin{aligned} & \partial L / \partial \text{Pr}_k = 0, k \in [m] \\ & |\text{Pr}_k \theta'_{w_k} - \text{Pr}_l \theta'_{w_l}| - \epsilon = 0, \forall 1 \leq k, l \leq m \\ & \sum_{k=1}^m \text{Pr}_k - 1 = 0 \\ & \gamma_k (-\text{Pr}_k) = 0, \forall 1 \leq k \leq m \\ & \tau_k (\text{Pr}_k - 1) = 0, \forall 1 \leq k \leq m \\ & \lambda_{12}, \dots, \lambda_{m-1,m}, \mu, \gamma_1, \dots, \gamma_k, \tau_1, \dots, \tau_k \geq 0 \end{aligned}$$

4.2 Analysis

Next we show that GPM have several desirable properties. Before that, we present a theorem stating the sufficient conditions for a mechanism being IC and IR.

Theorem 1 ([3]). *A mechanism $M(\pi, p)$ is incentive compatible and individually rational if and only if for every $i \in N$,*

1. $\Pi_i(\theta')$ is monotonically non-decreasing in θ'_i ,
2. $\int_{\underline{\theta}}^{\bar{\theta}} \Pi(x, \theta'_{-i}) dx < \infty$ for all θ'_{-i} , and
3. $P_i(\theta') = \theta'_i \Pi_i(\theta') - \int_{\underline{\theta}}^{\theta'_i} \Pi_i(x, \theta'_{-i}) dx$. □

Then we prove that GPM is IC and IR by showing that it satisfies the conditions listed in Theorem 1.

Lemma 2. *The group probability mechanism is incentive compatible and individually rational.*

Proof. Consider an arbitrary buyer i associated with valuation θ_i and group N_k . It is straightforward to see that for buyer i the expected allocation Π_i is monotonically non-decreasing in her bid θ'_i . Firstly, whether i is allocated to set SecPrice or Stat in Step 1 and whether the group N_k is selected in Step 3(a) are independent from the i 's bid θ'_i . Also, Π_i is increasing in her bid in the second price auction of Step 3(b).

Next we show that the expected payment of buyer i is exactly in the form of Theorem 1. By the payment rule of our mechanism, we have the expected payment as $P_i(\theta') = \frac{1}{2} \text{Pr}_k \theta'_2$. Then by Thm. 1, the expected payment should be $P_i(\theta') = \theta'_i \Pi_i(\theta'_i) - \int_{\underline{\theta}}^{\theta'_i} \Pi_i(x) dx = \theta'_i \Pi_i(\theta'_i) - \left(\int_{\theta'_2}^{\theta'_i} \Pi_i(x) dx + \int_{\underline{\theta}}^{\theta'_2} 0 dx \right) = \theta'_i \times \frac{1}{2} \text{Pr}_k - \frac{1}{2} \text{Pr}_k (\theta'_i - \theta'_2) = \frac{1}{2} \text{Pr}_k \theta'_2$.

Lastly, it is easy to see the integral on Π_i is finite. □

Lemma 3. *The group probability mechanism asymptotically satisfies ϵ -group fairness when the number of buyers $n \rightarrow \infty$.*

Proof. W.l.o.g., we assume that Groups k, l have the maximum difference in expected social welfare. Let \mathcal{D}_k and \mathcal{D}_l denote the distributions of the valuations in Groups k and l , resp. Let θ_{N_k} and θ_{N_l} be the valuations of buyers in Groups k and l , resp. Then we let $\mu_k := \int_{\theta_{N_k} \sim \mathcal{D}_k} \int_{\Pi_i \sim M} \Pi_i \theta_i$ and $\mu_l := \int_{\theta_{N_l} \sim \mathcal{D}_l} \int_{\Pi_i \sim M} \Pi_i \theta_i$.

By law of large numbers, we have $\Pr[\lim_{n \rightarrow \infty} SW_k = \mu_k] = 1$ and $\Pr[\lim_{n \rightarrow \infty} SW_l = \mu_l] = 1$ for both sets Stat and SecPrice. Then we have

$$\begin{aligned} & \Pr \left[\lim_{n \rightarrow \infty} |SW_k(\theta'_{\text{SecPrice}}) - SW_l(\theta'_{\text{SecPrice}})| = |\mu_k - \mu_l| \right] = 1, \\ & \Pr \left[\lim_{n \rightarrow \infty} |SW_k(\theta'_{\text{Stat}}) - SW_l(\theta'_{\text{Stat}})| = |\mu_k - \mu_l| \right] = 1. \end{aligned}$$

Also, as the probabilities are derived from Problem (2), we have $|SW_k(\theta'_{\text{Stat}}) - SW_l(\theta'_{\text{Stat}})| = |\mu_k - \mu_l| = \epsilon$. Then we have $\Pr[\lim_{n \rightarrow \infty} |SW_k(\theta'_{\text{SecPrice}}) - SW_l(\theta'_{\text{SecPrice}})| = \epsilon] = 1$. □

5 Group score mechanism

Notice that even though GPM ensures IC, IR and group fairness, it is not fair at individual level. That is, the majority of the buyers (except for the buyer with the highest value in each group) has the expected utility of 0. To alleviate the unfairness between individuals, we propose our second mechanism, named *group score mechanism* (GSM). Different from GPM that assigns a probability to each group and then conducts an auction within the selected group, leading a zero winning probability for most of the buyers, GSM assigns a non-zero probability to all buyers. In this way, the difference in the expected utilities between the winner and other buyers is narrowed down and thus the individual unfairness is alleviated.

The key in the design of GSM is that it calibrates the expected social welfare of each group by a *score function*. A score function, $\sigma : [\underline{\theta}, \bar{\theta}] \rightarrow \mathbb{R}^+$, is non-decreasing in bid. We design a score function for each group, which is shared by the buyers in the group. The

Algorithm 2 Group Score Mechanism

Input: bids of all buyers θ' and group fairness parameter ϵ_G
Output: allocation result $\pi(\theta')$ and payment result $p(\theta')$
 1: initialise Stat = \emptyset , SecPrice = \emptyset , $\pi(\theta') = \mathbf{0}$, and $p(\theta') = \mathbf{0}$
 2: allocate each buyer into Stat with prob. $\frac{1}{2}$ and Auct with prob. $\frac{1}{2}$
 3: learn the score functions σ_k for each group $k \in [m]$ over Stat
 4: calculate the individual winning prob. Π_i of each buyer $i \in N$ by Equation (4)
 5: select a winner i according to the individual winning prob. distr.
 6: set the payment of the winner i by Equation (5)
 7: **return** $\pi(\theta')$ and $p(\theta')$

underlying idea is that the score function aligns the diverse valuation ranges of different groups into comparable scales, thereby equalising the winning chances for both disadvantaged and advantaged groups.

5.1 Mechanism

GSM takes the bids of all buyers θ' , and a group fairness parameter ϵ and returns the allocation and payment results of the buyers.

1. **Bidder Partition.** The Buyers are randomly allocated into exactly one of the two disjoint sets: Stat with probability $\frac{1}{2}$ and Auct with probability $\frac{1}{2}$. The buyers in Auct will participant in an auction while the buyers in Stat will be used to calculate the score functions.
2. **Calculation of group score functions.** This step is to use the buyers in Stat to calculate the score functions σ_k for each group $k \in [m]$. Assume an auction in Step (3) is conducted within the buyers in set Stat. The optimal group score functions can be obtained by solving Problem (3) below.

$$\max_{\sigma_1, \dots, \sigma_m} \sum_{i \in N} p_i \Pi_i \quad (3a)$$

$$\text{s.t. } \max_{k, l \in [m]} \left| \sum_{i \in N_k} v_i \Pi_i - \sum_{i \in N_l} v_i \Pi_i \right| \leq \epsilon \quad (3b)$$

$$\Pi_i(\theta'_i, \theta'_{-i}) \leq \Pi_i(\theta''_i, \theta'_{-i}), \forall \theta'_i \leq \theta''_i \quad (3c)$$

$$\sum_{i \in \text{Auct}} \Pi_i = 1 \quad (3d)$$

$$0 \leq \Pi_i \leq 1, \forall i \in N, \forall \theta'_i \in [\underline{\theta}, \bar{\theta}] \quad (3e)$$

$$0 \leq \int_{\underline{\theta}}^{\theta'_i} \Pi_i(x, \theta'_{-i}) dx \leq +\infty, \forall i \in N \quad (3f)$$

The Objective (3a) is also to maximise the expected revenue. The problem is hard to solve, and thus we deploy the dual ascent algorithm [7] to get the solution. We present the details in Sec. 5.3.

3. **Auction.** This step is to select a winner among the buyers in Stat and to determine the payment of the winner.

- (a) **Calculation of individual winning probabilities.** In this step, the mechanism assigns each buyer i a probability Π_i that defines the chance buyer i wins the item. Given the score functions $\sigma_1, \dots, \sigma_m$, the winning probability of i in group N_k is

$$\Pi_i(\theta') = \frac{\sigma_k(\theta'_i)}{\sum_{l=1}^m \sum_{j \in N_l} \sigma_l(\theta'_j)}. \quad (4)$$

- (b) **Winner selection and payment setting.** Given the obtained probability distribution, we randomly select a buyer i as the winner. The payment of i is set to be

$$p_i = \theta'_i - \int_{\underline{\theta}}^{\theta'_i} \Pi_i(x, \theta'_{-i}) dx / \Pi_i(\theta'). \quad (5)$$

Algorithm 2 shows the whole process of GSM.

5.2 Analysis

Lemma 4. *The group score mechanism is incentive compatible and individually rational.*

Proof. The IC and IR properties of GSM can also be proved by showing that the expected allocation and expected payment satisfies the conditions in Theorem 1. We first show that the expected allocation is non-decreasing. Consider an arbitrary buyer $i \in N$ in group N_k . The group score function σ_k is determined by her group k and the bids of set Stat, and thus independent from her bid. Also, the group score function σ_k is non-decreasing in her bid θ'_i by default. Therefore, her $\Pi_i(\theta')$ in Eqn. (4) is non-increasing in θ'_i .

Then, the expected payment of i is $p_i \times \Pi_i(\theta') = \theta'_i \Pi_i(\theta') - \int_{\underline{\theta}}^{\theta'_i} \Pi_i(x, \theta'_{-i}) dx$, which meets in Condition (3) of Theorem 1. \square

Lemma 5. *The group score mechanism asymptotically satisfies ϵ -group fairness when $n \rightarrow \infty$.* \square

The ϵ -group fairness of GSM can be easily proved following the arguments for Lemma 3.

5.3 Learning score functions

Now the key is to find proper group score functions for all groups by solving Problem (3). We apply QMIX [25] and neural-network techniques to design parameterised group score functions, and learn its parameters using dual ascent algorithm [7].

Design and parametrisation of the score function. The group score function $\sigma_k, k \in [m]$ is designed as $\sigma_k = a_k(b_k f(\theta') + c_k) + d_k$, where a_k, b_k, c_k, d_k are parameters for each group k and $f(\theta') : \Theta \rightarrow \mathbb{R}_+$ is a monotonically non-decreasing function of θ'_i , e.g., f can be θ'_i, θ'^2_i or $\exp(\theta'_i)$. The parameters a_k, b_k, c_k, d_k for each group k are generated by three separate three-layer neural networks. The neural network is composed of three functions.

1. The first layer is a linear function $\ell^{(1)} : \Theta \rightarrow \mathbb{R}^h$ that takes the bids as input. Specifically, it is $\ell^{(1)}(\theta') = A^{(1)}\theta' + \beta^{(1)}$, where $A^{(1)}$ and $\beta^{(1)}$ are the coefficients and h is a constant denoting the number of neural employed in the second layer.
2. The second layer is a function $\ell^{(2)} : \mathbb{R}^h \rightarrow \mathbb{R}^h$ that takes the output from the first layer. It is a ReLU function, i.e., $\ell^{(2)}(x) = x$, if $x \geq 0$; otherwise, it is 0.
3. The third layer is a linear function $\ell^{(3)} : \mathbb{R}^h \rightarrow \mathbb{R}$ that takes the the output from the second layer. Specifically, it is $\ell^{(3)}(x) = A^{(3)}x + \beta^{(3)}$, where $A^{(3)}$ and $\beta^{(3)}$ are coefficients.

For each group k , the parameters a_k, b_k, d_k are calculated by the three layers $|\ell^{(3)}(\ell^{(2)}(\ell^{(1)}(\theta')))|$, while the parameter c_k is computed by a single linear function $\ell^{(c)}$ where $\ell^{(c)} = |A^{(c)}\theta' + \beta^{(c)}|$.

Learning the parameters of the score function. Let $\mu := (a_1, b_1, c_1, d_1, \dots, a_m, b_m, c_m, d_m)$ be all learnable parameters in the score functions for all groups and σ^μ be the group score function parameterised by μ . We deploy the dual ascent techniques [7] to learn the parameters μ for score functions and approximate the optimal solution to Problem (3).

Due to the design of the score function, Problem (3) can be simplified. Constraint (3c) on the non-decreasing of expected allocation is satisfied as the group score function σ^μ is designed to be non-decreasing. Constraints (3d) and (3e) are met due to the design of

the expected allocation in Equation (4). Constraint (3f) is also met as both the expected allocation Π_i and the bids θ^i are positive and finite. Thus we omit the three constraints and rewrite Problem (3) as,

$$\begin{aligned} \min_{\sigma^\mu} & - \sum_{i \in N} p_i \Pi_i \\ \text{s.t.} & \max_{1 \leq k, l \leq m} \left| \sum_{i \in N_k} v_i \Pi_i - \sum_{i \in N_l} v_i \Pi_i \right| < \epsilon \end{aligned} \quad (6)$$

We call Problem (6) as the primal problem and establish its dual problem. Let $\psi(\sigma^\mu) := \sum_{i \in N} p_i \Pi_i$ be the objective, and $g(\sigma^\mu) := \max_{1 \leq k, l \leq m} \left| \sum_{i \in N_k} v_i \Pi_i - \sum_{i \in N_l} v_i \Pi_i \right| - \epsilon$ be the difference between the maximum group unfairness and the targeted group fairness. Now we can use the Lagrange multiplier method to transform the problem into the dual. We write the Lagrangian of the primal problem as $L(\sigma^\mu, \lambda) = \psi(\sigma^\mu) + \lambda g(\sigma^\mu)$, where $\lambda \geq 0$ is the Lagrangian multiplier. The dual problem is as follows:

$$\begin{aligned} \max_{\sigma^\mu} \inf_{\sigma^\mu} L(\sigma^\mu, \lambda) \\ \text{s.t.} \lambda \geq 0 \end{aligned} \quad (7)$$

The dual problem aims to maximise the lower bound on the solution to the primal problem subject to the nonnegativity constraint on λ .

Then, we apply the dual ascent method to approach the dual problem. Let α be the learning rate. We update the Lagrangian multiplier λ by maximising $\inf L(\sigma^\mu, \lambda)$ and update μ by minimising $L(\sigma^\mu, \lambda)$ interchangeably by their gradients as the following:

$$\begin{aligned} \lambda &= \lambda + \alpha \Delta_\lambda L(\sigma^\mu, \lambda), \\ \sigma^\mu &= \arg \min_{\sigma^\mu} L(\sigma^\mu, \lambda). \end{aligned}$$

Algorithm 3 Dual ascent for GSM

Input: the bids θ_{Stat}^i of buyers in Stat, learning rate α , number of episodes T , function $f(\cdot)$
Output: group score function $\sigma_k, 1 \leq k \leq m$
1: initialise $t = 0$, initialise λ and μ and Fair = False
2: **while** $t \leq T$ **do**
3: generate group score functions σ^μ
4: compute Lagrangian $L(\sigma^\mu, \lambda)$
5: set $\sigma^{\mu*} = \arg \min_{\sigma^\mu} L(\sigma^\mu, \lambda)$
6: **if** ϵ -group fairness (Constraint (3b)) is satisfied **then**
7: set $\sigma^\mu = \sigma^{\mu*}$
8: set Fair = True
9: **end if**
10: set $\lambda = \lambda + \alpha \Delta_\lambda L(\sigma^\mu, \lambda)$
11: set $t = t + 1$
12: **end while**
13: **return** $\sigma_k, 1 \leq k \leq m$ if Fair; No Solution, otherwise

The whole process of dual ascent algorithm is shown in Algorithm 3. The algorithm takes the bids θ_{Stat}^i of buyers in Stat, learning rate α , number of episodes T , function $f(\cdot)$ as inputs and returns the group score functions $\sigma_k, k \in [m]$ parameterised by the learned μ . The algorithm first initialises the number of episode t , the Lagrangian multiplier λ and the parameters μ of the neural networks, and also sets the status of Fair as ‘‘False’’. Then the algorithm updates the Lagrangian multiplier λ and parameters σ^μ iteratively until the number of episodes reaches T . In each iteration, given the neural networks parameterised by updated μ , the algorithm generates the group score functions σ^μ . Given σ^μ and the updated λ , the algorithm computes the Lagrangian $L(\sigma^\mu, \lambda)$. After that, the algorithm finds σ^μ that minimises the Lagrangian using stochastic gradient descent (SGD) method. Then the parameters μ and the corresponding group

score functions σ^μ are updated if the ϵ -group fairness constraint is met. Otherwise, λ is updated using the gradient of the (updated) Lagrangian, and the algorithm goes to the next iteration. Finally, the algorithm returns the trained group score functions $\sigma_k, k \in [m]$.

6 Experiments

We conduct experiments to validate the performance of our proposed mechanisms. Our experiments serve to answer the following questions: **(1)** Social welfare and revenue are two key performance metrics of a mechanism. We would like to investigate the performance of our mechanisms in terms of these two criteria, when compared with the optimal case, i.e., the second-price auction, which is IC but not fair, and the best group fair case, i.e., the simple mechanism, which is group fair but not IC. **(2)** When ensuring the fairness at group level, the fairness at individual level is another metrics. We would also like to investigate the individual fairness obtained by the mechanisms. **(3)** Also, we would like to verify the robustness of our mechanism in different setups, including **(a)** valuations drawn from different distributions, **(b)** varying group sizes, and **(c)** varying group fairness levels. **(4)** In GSM, function $f(\theta^i)$ for the group score functions can be any function that is non-decreasing in θ^i . We would like to test the effect of the function $f(\theta^i)$ on the performance.

6.1 Setup

Group Size. In our experiment, we focus on the two-group cases, i.e., $N = N_1 \cup N_2$. In real world, groups can exhibit either equal or unequal size. For instance, the groups divided by gender tend to have similar sizes, while the groups divided by ethnicity have significantly different sizes. To capture this, we set the sizes of the two groups as $(|N_1|, |N_2|) = (100, 900), (300, 700),$ and $(500, 500)$.

Valuation. We generate four sets of random numbers to represent buyers’ valuations. (a) Valuations are drawn from uniform distributions: (a.1) $\theta_{N_1} \sim \mathcal{U}(0, 10)$ while $\theta_{N_2} \sim \mathcal{U}(0, 8)$, and (a.2) $\theta_{N_1} \sim \mathcal{U}(0, 10)$ while $\theta_{N_2} \sim \mathcal{U}(0, 4)$. (b) Valuations are drawn from normal distributions: (b.1) $\theta_{N_1} \sim \mathcal{N}(5, 1)$ while $\theta_{N_2} \sim \mathcal{N}(4, 1)$, and (b.2) $\theta_{N_1} \sim \mathcal{N}(5, 1)$ while $\theta_{N_2} \sim \mathcal{N}(2, 1)$. The differences in average valuation between the two groups in (a.1) and (b.1) are both 20%, while those in (a.2) and (b.2) are both 60%.

Mechanisms. In addition to our mechanism, GPM and GSM, we also run two other mechanisms, second price auction mechanism and the simple mechanism (introduced in Sec. 3) as the benchmarks. The second price auction ensures IC but has no fairness guarantee while the simple mechanism is 0-group fair but fails to ensure IC. The former provides an upper bounds on social welfare and revenue that all IC mechanisms could obtain. The latter provides an upper bounds on the group fairness. When implementing the simple mechanism, we assume that the buyers truthfully report their valuations.

Score function. In GSM, we consider different formats of $f(\theta^i)$ in the design of the group score functions. Specifically, we set $f(\theta^i)$ as four formats: linear function θ^i , log function $\log(\theta^i + 1)$, square function $\theta^i{}^2$ and exponential function $\exp \theta^i$.

Group fairness. We consider different levels of group fairness, where $\epsilon = \{0.5, 0.75, 1.0, 1.25, 1.5\}$.

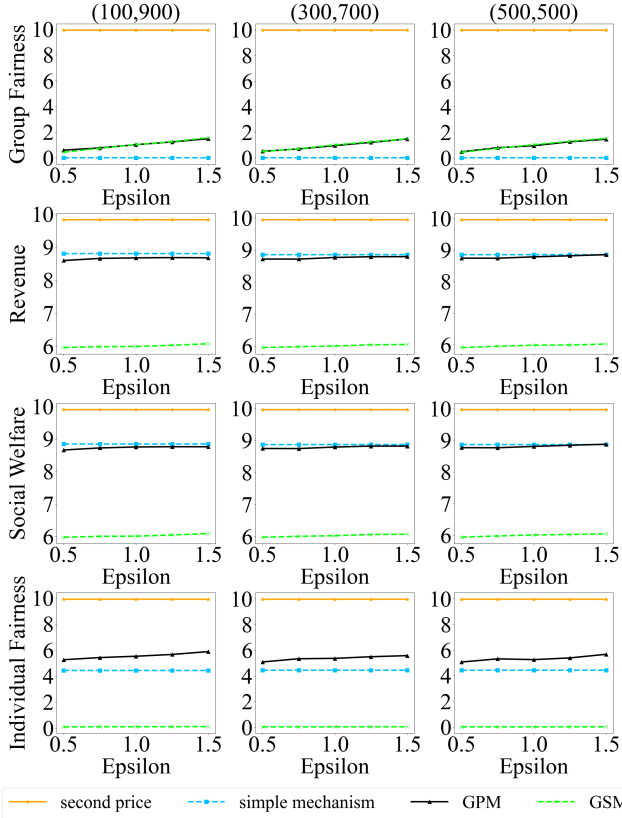


Figure 1. Performance of GPM, GSM with linear function, second-price auction and simply mechanism under valuations drawn from $\mathcal{U}(0,10)$ and $\mathcal{U}(0,8)$ and group sizes (100,900) (left), (300,700) (middle), and (500,500) (right).

Evaluation metrics. We evaluate the performances of mechanisms in terms of revenue, social welfare and individual fairness. The revenue and social welfare are defined as in Section 3. The individual fairness level, denoted by $\epsilon^I \in \mathbb{R}^+$, is defined as the maximum difference in expected gain of individual buyers within each group, i.e., $\epsilon^I := \max_{k \in [m]} \max_{i,j \in N_k} |\theta_i \Pi_i - \theta_j \Pi_j|$.

Implementation. For each type of the distributions, we generate three sets of valuations with different size differences. For each valuation set, we vary group fairness levels. For each setup, we run 100 times and return the average values. GSM is implemented in Python 3.9 on NVIDIA GeForce RTX 3090 Ti GPU. All mechanisms are implemented in Python 3.9 on Apple M1 Pro CPU. The code is available on <https://anonymous.4open.science/r/fairness-EB4C/>.

6.2 Results

Figure 6.1 shows the results under uniformly distributed valuations. For **Q1**, as the value of group fairness increases, meaning the fairness requirement is less strict, both the social welfare and revenue of GPM and GSM increase. When comparing the four mechanisms, the second price auction obtains the highest social welfare and revenue, followed by the simple mechanism and GPM, while GSM obtains the least. It is worth to notice that the cost of obtaining fairness is small; GPM losses only 12.91% of social welfare and 12.94% of revenue comparing to the optimal, while GSM losses 39.21% and 39.38%, resp., when the group sizes are (100,900).

For **Q2**, Fig. 6.1 also shows that GSM obtains almost 0-individual fairness with $\epsilon^I = 0.2$. GPM obtains individual fairness with $\epsilon^I = 5$

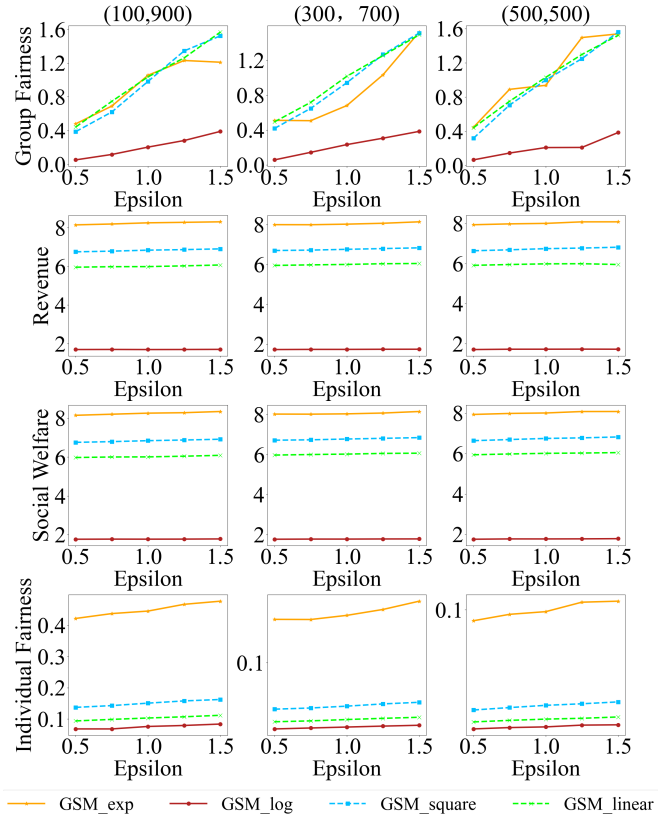


Figure 2. Performance of GSM with linear, square, log, and exponential functions under valuations drawn from $\mathcal{U}(0,10)$ and $\mathcal{U}(0,8)$ and group sizes (100,900) (left), (300,700) (middle), and (500,500) (right).

which is similar to that of simple mechanism. Such results are consistent with our claim that GSM ensures better individual fairness than GPM as the former assigns every buyer a positive winning probability. The second-price auction returns the worst with $\epsilon^I = 10$.

For **Q3**, our two mechanisms demonstrate robustness under varying distributed valuations, varying group size differences and varying group fairness levels. **Firstly**, the results under normally distributed valuations show similar patterns as those under uniformly distributed valuations (See Fig. 3 in the appendix). The losses in social welfare and in revenue are even smaller. This can be attributed to that valuations under a normal distribution tend to be closely clustered, and the payments are closer to the valuations. The results for valuations with larger differences also show similar patterns (See Fig. 4 in the appendix). The losses in social welfare and in revenue increase. It might be explained by that larger differences in valuations across group makes it even harder to balance the welfare of the two groups.

Then as the differences in group size decreases, the losses of social welfare and of revenue slightly increases in both of our mechanisms. This might be because that when the size of the group with low (high) valuations diminishes (expands), the highest valuation within it tends to decrease (increase), making it easier to balance the welfare of the two groups. **Lastly**, with the increase of the value of ϵ , the social welfare and revenue obtained by our two mechanisms increase. It is consistent with our expectation. The value of individual fairness also increases. It can be explained by that when the group fairness is relaxed, the buyers with high valuations tend to be assigned with higher winning probability, resulting in a decrease in individual fairness.

For **Q4**, Fig. 6.1 shows the results for GSMs with different function $f(\theta^i)$. Under the same value of ϵ , GSM with log function

has better group fairness than those with other functions. Also, in terms of social welfare and revenue, GSM with exponential function yields the highest social welfare and revenue, followed by those with square, linear, and log functions. In contrast, GSMs with different functions have an inverse ranking when it comes to individual fairness. That is because after the projection, the log function, comparing with the other functions, reduces the differences among the bids and relatively increases the winning chances of buyers with lower bids, which enhances individual fairness but sacrifices social welfare and revenue.

7 Conclusion and future work

We consider fairness issue in auctions. We propose group fairness as a new concept, and propose two mechanisms that meet group fairness and incentive properties. As future work, we plan to explore (1) other auction scenarios, e.g., combinatorial auctions [23] and auctions over social networks [29, 15], and (2) theoretical trade-off between fairness and social welfare, and revenue.

Acknowledgements

This work is partially supported by National Natural Science Foundation of China No. 62172077 and Research Fund for International Senior Scientists No. 62350710215.

References

- [1] Big data: A report on algorithmic systems, opportunity, and civil rights. Technical report, Executive Office of the President, 2016.
- [2] S. Airiau, H. Gilbert, U. Grandi, J. Lang, and A. Wilczynski. Fair rent division on a budget revisited. In *26th European Conference on Artificial Intelligence (ECAI 2023)*, volume 372, 2023.
- [3] A. Archer and É. Tardos. Truthful mechanisms for one-parameter agents. *Proceedings 2001 IEEE International Conference on Cluster Computing*, pages 482–491, 2001.
- [4] H. Aziz and S. Rey. Almost group envy-free allocation of indivisible goods and chores. In *Proceedings of the Twenty-Ninth International Conference on Artificial Intelligence*, pages 39–45, 2021.
- [5] N. Benabbou, M. Chakraborty, E. Elkind, and Y. Zick. Fairness towards groups of agents in the allocation of indivisible items. In *Twenty-Eighth International Joint Conference on Artificial Intelligence IJCAI-19*, 2019.
- [6] G. Birmpas, A. Celli, R. Colini-Baldeschi, S. Leonardi, et al. Fair equilibria in sponsored search auctions: The advertisers’ perspective. In *Proceedings of the Thirty-First International Joint Conference on Artificial Intelligence, {IJCAI} 2022, Vienna, Austria, 23-29 July 2022*, pages 95–101, 2022.
- [7] S. Boyd, N. Parikh, E. Chu, B. Peleato, J. Eckstein, et al. Distributed optimization and statistical learning via the alternating direction method of multipliers. *Foundations and Trends® in Machine Learning*, 3(1):1–122, 2011.
- [8] E. Budish. The combinatorial assignment problem: Approximate competitive equilibrium from equal incomes. *Journal of Political Economy*, 119(6):1061–1103, 2011.
- [9] I. Caragiannis, D. Kurokawa, H. Moulin, A. D. Procaccia, N. Shah, and J. Wang. The unreasonable fairness of maximum nash welfare. *ACM Transactions on Economics and Computation (TEAC)*, 7(3):1–32, 2019.
- [10] X. Chen and J. Zhao. Bidding to drive: Car license auction policy in shanghai and its public acceptance. *Transport Policy*, 27:39–52, 2013.
- [11] V. Conitzer, R. Freeman, N. Shah, and J. W. Vaughan. Group fairness for the allocation of indivisible goods. *Proceedings of the AAAI Conference on Artificial Intelligence*, 33:1853–1860, 2019.
- [12] J. Dressel and H. Farid. The accuracy, fairness, and limits of predicting recidivism. *Science advances*, 4(1):eaao5580, 2018.
- [13] C. Dwork, M. Hardt, T. Pitassi, O. Reingold, and R. Zemel. Fairness through awareness. In *Proceedings of the 3rd innovations in theoretical computer science conference*, pages 214–226, 2012.
- [14] T. Eggum and E. R. Larsen. Is the housing market an inequality generator? URL https://housinglab.oslomet.no/wp-content/uploads/2021/06/HLWP2021_2_new.pdf, 2021.
- [15] Y. Fang, M. Zhang, J. Liu, B. Khoussainov, and M. Xiao. Multi-unit auction over a social network. In *ECAI 2023*, pages 676–683. IOS Press, 2023.
- [16] J. Finocchiaro, R. Maio, F. Monachou, G. K. Patro, M. Raghavan, A.-A. Stoica, and S. Tsirtsis. Bridging machine learning and mechanism design towards algorithmic fairness. In *Proceedings of the 2021 ACM Conference on Fairness, Accountability, and Transparency*, pages 489–503, 2021.
- [17] Y. Gal, M. Mash, A. D. Procaccia, and Y. Zick. Which is the fairest (rent division) of them all? In *Proceedings of the 2016 ACM Conference on Economics and Computation*, pages 67–84, 2016.
- [18] G. Gamov and M. Stern. *Puzzle-math*. Viking, New York, 1958.
- [19] N. Grgic-Hlaca, M. B. Zafar, K. P. Gummadri, and A. Weller. The case for process fairness in learning: Feature selection for fair decision making. In *NIPS symposium on machine learning and the law*, volume 1, page 11. Barcelona, Spain, 2016.
- [20] M. Hardt, E. Price, and N. Srebro. Equality of opportunity in supervised learning. *Advances in neural information processing systems*, 29, 2016.
- [21] M. J. Kusner, J. Loftus, C. Russell, and R. Silva. Counterfactual fairness. *Advances in neural information processing systems*, 30, 2017.
- [22] A. Lambrecht and C. Tucker. Algorithmic bias? an empirical study of apparent gender-based discrimination in the display of stem career ads. *Management science*, 65(7):2966–2981, 2019.
- [23] B. Lehmann, D. Lehmann, and N. Nisan. Combinatorial auctions with decreasing marginal utilities. In *Proceedings of the 3rd ACM conference on Electronic Commerce*, pages 18–28, 2001.
- [24] R. J. Lipton, E. Markakis, E. Mossel, and A. Saberi. On approximately fair allocations of indivisible goods. In *Proceedings of the 5th ACM Conference on Electronic Commerce*, pages 125–131, 2004.
- [25] T. Rashid, M. Samvelyan, C. S. De Witt, G. Farquhar, J. Foerster, and S. Whiteson. Monotonic value function factorisation for deep multi-agent reinforcement learning. *The Journal of Machine Learning Research*, 21(1):7234–7284, 2020.
- [26] H. Steinhaus. Sur la division pragmatique. *Econometrica: Journal of the Econometric Society*, pages 315–319, 1949.
- [27] L. Tan and L. Wei. Evaluating car license auction mechanisms: theory and experimental evidence. *China Economic Review*, 60:101387, 2020.
- [28] T. Todo, R. Li, X. Hu, T. Mouri, and M. Yokoo. Generalizing envy-freeness toward group of agents. In *IJCAI 2011, Proceedings of the 22nd International Joint Conference on Artificial Intelligence, Barcelona, Catalonia, Spain, July 16-22, 2011*, 2011.
- [29] M. Xiao, Y. Song, and B. Khoussainov. Multi-unit auction in social networks with budgets. In *Proceedings of the AAAI Conference on Artificial Intelligence*, volume 36, pages 5228–5235, 2022.

Appendix

A Experiments

Here we present the complementary results. Figure 3 shows the performance of the four mechanisms under the valuations drawn from normal distributions $\mathcal{N}(5, 1)$ and $\mathcal{N}(4, 1)$. Figures 4 shows the performance under the valuations drawn from uniform $\mathcal{U}(0, 10)$ & $\mathcal{U}(0, 4)$ and $\mathcal{N}(5, 1)$ & $\mathcal{N}(2, 1)$.

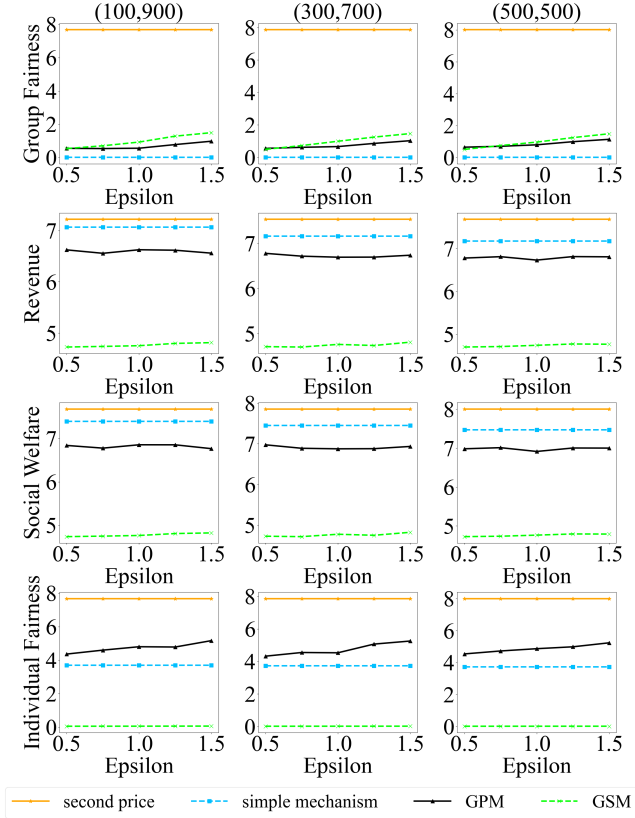


Figure 3. Performance of GPM, GSM, second-price auction and simply mechanism under normally distributed valuations and group sizes (100, 900) (left), (300, 700) (middle), and (500, 500) (right).

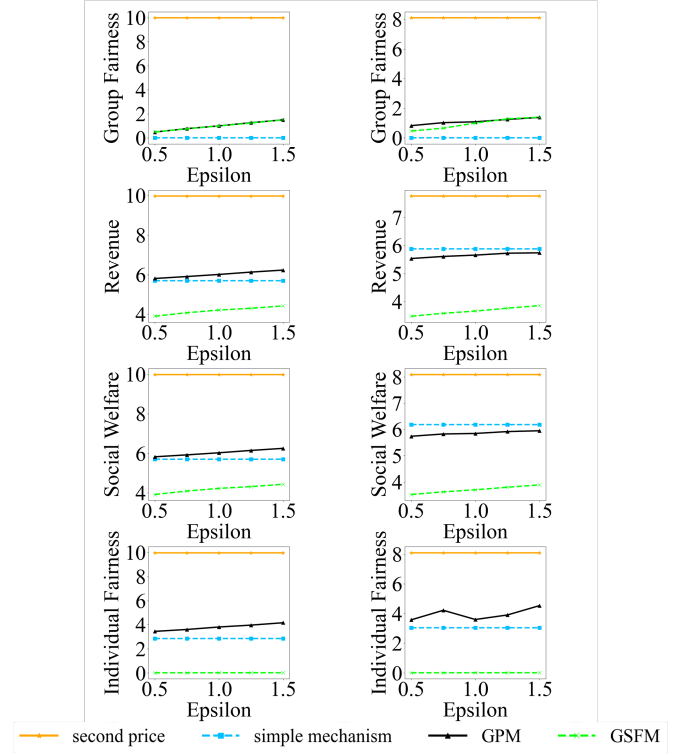


Figure 4. Performance of GPM, GSM with linear function, second-price auction and simply mechanism under group sizes (500, 500) and under valuations drawn from $\mathcal{U}(0, 10)$ & $\mathcal{U}(0, 4)$ (left), $\mathcal{N}(5, 1)$ & $\mathcal{N}(2, 1)$ (right).