

# Enhanced Traffic Flow Prediction with Multi-Segment Fusion Tensor Graph Convolutional Networks

Wei Zhang and Peng Tang

**Abstract**—Accurate traffic Flow Prediction can assist in traffic management, route planning, and congestion mitigation, which holds significant importance in enhancing the efficiency and reliability of intelligent transportation systems (ITS). However, existing traffic flow prediction models suffer from limitations in capturing the complex spatial-temporal dependencies within traffic networks. In order to address this issue, this study proposes a multi-segment fusion tensor graph convolutional network (MS-FTGCN) for traffic flow prediction with the following three-fold ideas: a) building a unified spatial-temporal graph convolutional framework based on Tensor M-product, which capture the spatial-temporal patterns simultaneously; b) incorporating hourly, daily, and weekly components to model multi temporal properties of traffic flows, respectively; c) fusing the outputs of the three components by attention mechanism to obtain the final traffic flow prediction results. The results of experiments conducted on two traffic flow datasets demonstrate that the proposed MS-FTGCN outperforms the state-of-the-art models.

**Keywords**—Intelligent Transportation Systems (ITS), Traffic Flow Prediction, Dynamic Graph, Graph Convolutional Network

## I. INTRODUCTION

In the past few years, spurred by the rapid advancement of intelligent transportation systems [1] and the widespread availability of diverse data sources [2] such as GPS trajectories, traffic cameras, and mobile applications [3], there has been an increasing demand for advanced traffic prediction models that can effectively utilize these data for accurate predictions. At the same time, real-time changes in dynamic transportation networks [4,5] are affected by many factors, such as time, season, and weather. Therefore, prediction models for dynamic traffic networks need to take this cyclical change into account. It is a very practical topic to make good use of existing data and real-time information to predict future traffic status to establish a more accurate and reliable prediction model. By means of a comprehensive examination of traffic data and the application of modelling techniques [6], the periodic change patterns of dynamic traffic network can be more accurately discerned, thereby enhancing the precision and practicality of predictions.

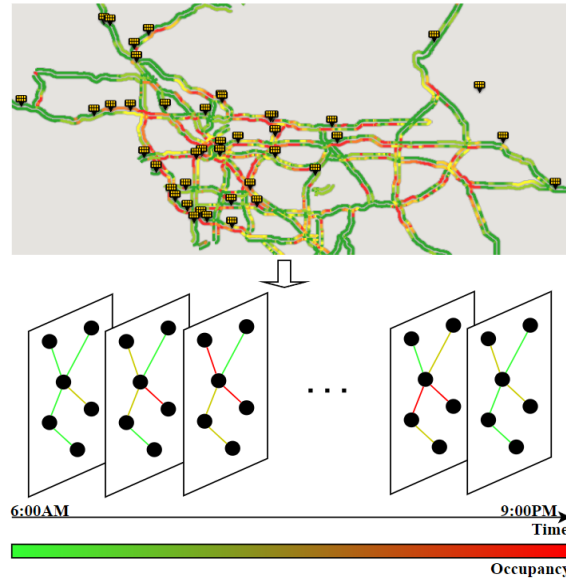


Fig. 1. The changes of traffic flow over time

The traffic data detectors shown in Fig. 1 can be viewed as nodes in the network, while roads correspond to edges in the network. This formulation establishes a link between the structure of dynamic transportation networks and concepts from graph theory [7], further emphasizing both the dynamic nature and complexity of the latter. It can be clearly seen from Fig. 1 that the

➤ W. Zhang is with the School of Computer Science and Technology, Chongqing University of Posts and Telecommunications, Chongqing 400065, China (e-mail: [zhangweiheid@outlook.com](mailto:zhangweiheid@outlook.com)).  
➤ P. Tang is with the College of Computer and Information Science, Southwest University, Chongqing 400715, China (e-mail: [tangpengcn@swu.edu.cn](mailto:tangpengcn@swu.edu.cn))

traffic flow of a certain location or road is not independent, but affected by surrounding nodes or edges. In other words, their states are dynamically related [8,9]. The periodicity of traffic flow is evident within a very certain time range, with traffic volume, speed and congestion showing repeated patterns of change. This periodicity can be observed based on different time scales, such as hours, days, weeks, or seasons. In cities, the periodicity of traffic conditions is usually related to daily life and work habits. Cyclical variations in traffic flow and congestion can be determined through traffic data analysis and historical records. Additionally, specific events or holidays may also impact traffic conditions. For instance, the commencement and conclusion of academic institutions, high-traffic periods during holidays, and major sporting or cultural events can result in significant alterations in traffic patterns. To summarize, extracting spatial-temporal correlations from intricate and fluctuating traffic data [10-12] and producing precise traffic forecasts is a demanding subject.

The traditional traffic flow prediction model [13] based on time series analysis utilizes the time series characteristics of historical traffic data [4,14-16] for trend analysis and periodic prediction, such as support vector regression (SVR) [17], Kalman filtering [18-20], ARIMA [21], and historical average model (HAM) [22], which have been widely studied by researchers. While these models excel at modelling traffic states, they are limited in their ability to deal with large, nonlinear, and complex spatial-temporal traffic data. Recently, researchers have focused on graph convolutional networks [23], as they offer significant advantages in handling nonlinear data [24-27]. Zhao *et al.* [28] proposed a Time Graph Convolutional Network (T-GCN) that utilizes GCN [29] to capture the spatial topology of a graph and obtain its spatial correlation; In contrast, the Gated Recurrent Unit (GRU) model is utilized to capture the dynamic changes of node attributes and to obtain the temporal dependence of node attributes. Guo *et al.* [30] introduced an attention mechanism tailored for spatial-temporal data, termed the Attention-based Spatiotemporal Graph Convolutional Network (ASTGCN). This innovative approach employs spatial attention to model intricate spatial dependencies across diverse locations and temporal attention to capture evolving temporal correlations over different time intervals. Zheng *et al.* [31] introduced the Graph Multi Attention Network (GMAN) for traffic flow prediction. This network has an encoder-decoder structure, where a transition attention layer is added between the encoder and decoder to convert the encoded traffic features to the decoder. Integrating graph structure and temporal information into multi attention mechanisms through spatial-temporal embedding. Song *et al.* [32] proposed the Traffic Flow Prediction via Spatial Temporal Graph Neural Network Forecasting (STSGCN) to effectively capture heterogeneity in spatial-temporal networks, which can directly extract local spatial-temporal correlations instead of using multiple module combinations for extraction. Yu *et al.* [33] proposed an innovative approach for constructing data-driven graphs [34], which leverages graph adjacency learning. Exploring dependencies between time series using graph attention mechanism and embedding sensor correlations into potential attention space [35-37] to determine the correlation of any possible sensor pairs used for traffic map construction. Wang *et al.* [38] proposed a graph based spatial-temporal autoencoder for predicting spatial-temporal traffic speeds with missing values. Then they employed graph convolutional layers incorporating adaptive adjacency matrices to model spatial dependencies, complemented by gated recurrent units for temporal learning. Chen *et al.* [39] proposed A Flow Feedback Traffic Prediction Based on Visual Quantified Features (V-STF). The integration of visual methods intend to enhance the accuracy of predictions during non-periodic peak hours. The most crucial aspect of traffic flow prediction is to capture its spatial-temporal correlation from a complex road network [40]. This study proposes a method based on the combination of tensor M-product [41,42] and GCN [43,44] for traffic flow prediction. The main contributions of this paper are summarized as follows:

- We design a new model to capture the spatial-temporal dependencies of traffic data. Specifically, we use the TM-GCN [45] method to embed spatial-temporal information in the dynamic graph, and then fuse the features of multiple segments to obtain the final prediction result.
- The validation results on actual datasets show that our model performs excellently in predictive performance, significantly exceeding the existing benchmark models. This further validates the efficacy and viability of our proposed approach. Compared with baseline models, our model demonstrates superior accuracy and stability.

## II. PRELIMINARIES

### A. Traffic network

In this paper, the traffic network can be defined as  $G=(V, E)$ , where  $V = \{v_1, v_2, \dots, v_{N-1}, v_N\}$  is the set of nodes, which refers to detectors in traffic network.  $N$  is the number of nodes.  $E = \{e_{ij} | v_i, v_j \in V\}$  is the set of edges [46-50], representing the distance between detectors.  $X \in \mathbb{R}^{N \times F}$  represents the characteristics of  $N$  nodes. This paper aims to identify the function  $f$  to predict the future features over  $S$  time steps, utilizing the traffic features observed during  $T$  historical time steps:

$$f(G; [X_{t-T+1}, \dots, X_t]) \rightarrow [\bar{X}_{t+1}, \dots, \bar{X}_{t+S}]. \quad (1)$$

### B. Framework of Tensor M-Product

Here, we introduce the framework of tensor M-product [45]. A tensor [51-54,56] refers to a multidimensional array of real numbers, represented in bold capital letters in text, e.g.  $\mathbf{X}$ . The matrix is represented by italicized capital letters, e.g.  $M$ . The subscript of a tensor represents the dimensional situation of the tensor, e.g.  $\mathbf{X}_{ijt}$ . The colon represents all elements of the tensor in that dimension, e.g.  $\mathbf{X}_{::k}$ . The number  $k$  on the time dimension of tensor  $\mathbf{X}$  represents the  $k$ -th front slice of  $\mathbf{X}$ .

Tensor M-product is a definition of the product of two tensors [55]. It is worth noting that the M-product of two tensors with the same dimensions remains unchanged [57-59]. The following definitions provide a detailed description of tensor M-product.

**Definition 1:** (M-Transform)  $M \in \mathbb{R}^{T \times T}$  represent a mixed matrix, and the M-Transform applied to tensor  $\mathbf{A} \in \mathbb{R}^{N \times N \times T}$  can be defined as:

$$(\mathbf{A} \times_3 M)_{ijt} = \sum_{k=1}^T M_{tk} \mathbf{A}_{ijk}. \quad (2)$$

It can be considered that  $\mathbf{A} \times_3 M$  is situated within the transformed space. Additionally, **Definition 1** can also be represented in form  $(\mathbf{A} \times_3 M)_{ijt} = \text{fold}(M \times \text{unfold}(\mathbf{A}))$ . The method used is to unfold the tensor  $\mathbf{A}$  and perform an M-transform, subsequently stacking it into a new tensor.

**Definition 2:** (Face-wise Product) Consider  $\mathbf{A} \in \mathbb{R}^{N \times N \times T}$  and  $\mathbf{B} \in \mathbb{R}^{N \times F \times T}$  as two tensors, where their face-wise product can be defined as:

$$(\mathbf{A} \odot \mathbf{B})_{::t} = \mathbf{A}_{::t} \mathbf{B}_{::t}. \quad (3)$$

**Definition 3:** (M-Product) From **Definition 1** and **Definition 2**, we can summarize the final definition of M-product, where  $\mathbf{A} \odot \mathbf{B} \in \mathbb{R}^{N \times F \times T}$ .

$$\mathbf{A} \odot \mathbf{B} = ((\mathbf{A} \times_3 M) \odot (\mathbf{B} \times_3 M)) \times_3 M^{-1}. \quad (4)$$

In the original expression of M-product, the matrix  $M$  can be computed using fast Fourier transform, given that  $M$  is a discrete Fourier transform matrix. This framework was subsequently extended to any invertible matrix  $M$ . The complete graphical calculation process of M-product is illustrated in Fig. 2 where  $\mathbf{X}$  and  $\mathbf{A}$  are feature tensors and adjacency tensors respectively.

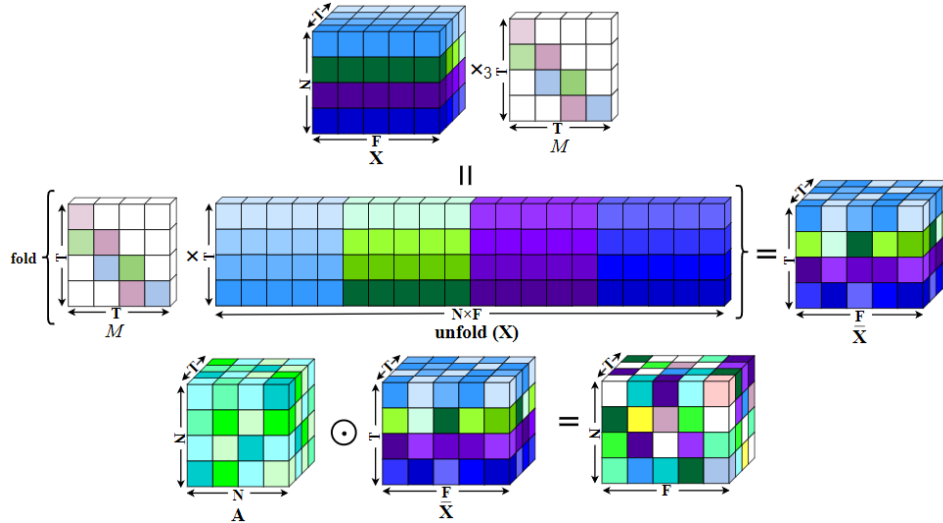


Fig. 2. The calculation process of tensor M-Product

### III. THE PROPOSED MODEL

#### A. Tensor M-Product Graph Convolutional Network

Inspired by two-dimensional graph convolutional networks, Malik *et al.* [45] proposed the M-product based graph convolutional method (TM-GCN) to learn the representation of dynamic graphs [60,61]. For a two-dimensional graph convolutional network with one layer, it can be represented as:

$$Y = \sigma(D^{-0.5}(A + I)D^{-0.5}XW), \quad (5)$$

where  $\sigma$  is an activation function,  $D$  denotes the degree matrix of  $(A + I)$ ,  $X$  and  $A$  are the feature matrix and the adjacency matrix respectively.  $W$  is the weight parameter that neural network needs to train. Based on two-dimensional graph convolution, the tensor dynamic graph [62,63] embedding is obtained as follow:

$$\bar{\mathbf{X}} = \hat{\sigma}(\mathbf{A} \odot \mathbf{X} \odot \mathbf{W}^{(0)}). \quad (6)$$

The activation function defined as  $\hat{\sigma}(\mathbf{X}) = \sigma(\mathbf{X} \times_3 M) \times_3 M^{-1}$ ,  $\mathbf{A}_{::t} = \tilde{A}^{(t)}$  is the frontal slice of adjacency tensor  $\mathbf{A} \in \mathbb{R}^{N \times N \times T}$ , where  $\tilde{A}^{(t)}$  denotes the normalization of  $A^{(t)}$ ,  $\mathbf{X}_{::t} = X^{(t)}$  is the frontal slice of feature tensor  $\mathbf{X} \in \mathbb{R}^{N \times F \times T}$ ,  $\mathbf{W} \in \mathbb{R}^{F \times F \times T}$  is the weight tensor.

### B. The choice of matrix $M$

How to choose the  $M$  matrix must be considered. We select  $M$  as the lower triangular banded matrix for dynamic graphs where  $b$  denotes the “bandwidth” of  $M$  matrix. This enable each frontal slice  $(\mathbf{A} \times_3 M)_{::t}$  to be a linear combination of the adjacency matrices  $\mathbf{A}_{::\max(1,t-b+1)}, \dots, \mathbf{A}_{::t}$ . This choice enable each frontal slice exclusively incorporates information from the present and previous slices, in other words, the present front slice aggregates dynamic graph information from the past. For each  $t$ ,  $\sum_k M_{tk} = 1$ , the specific choices are as follows:

$$M_{tk} = \begin{cases} \frac{1}{\min(b,t)} & \text{if } \max(1, t-b+1) \leq k \leq t, \\ 0 & \text{otherwise.} \end{cases} \quad (7)$$

### C. Multi-time Segment Modeling

Fig. 3 shows our proposed MS-FTGCN model for traffic flow prediction. It comprises three distinct segments to capture the latent hourly, daily, and weekly dependencies within historical data.

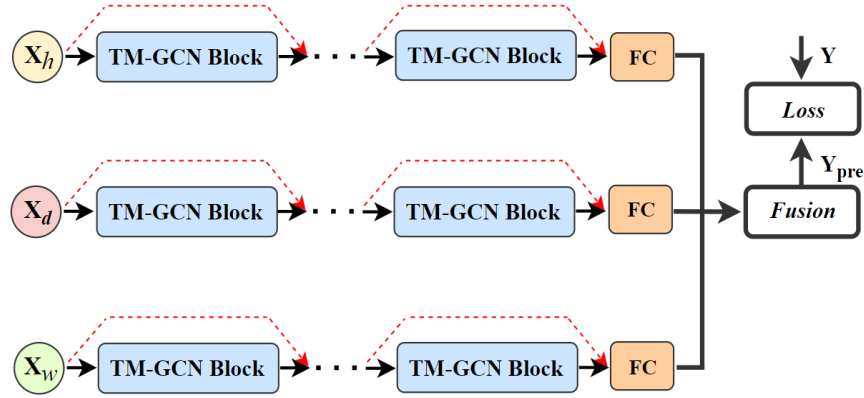


Fig. 3. The framework of MS-FTGCN

Suppose there is a traffic detector that samples at a frequency of  $q$  times per day, and assume the current moment is  $t_0$ . As shown in Fig. 4, In order to predict data with a window size of  $T_p$ , Three time series slices of length  $T_h$ ,  $T_d$ , and  $T_w$  are taken on the timeline as hourly, daily, and weekly feature inputs. The length of these three time series segments is an integer multiple of the prediction window  $T_p$ . The following is a detailed description of these three time series segments.

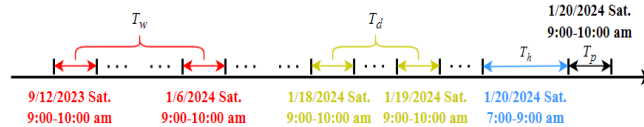


Fig.4. Data extraction of three segments on the timeline

a) The *hourly* segment:

$$\mathbf{X}_h = (\mathbf{X}_{t_0-T_h}, \mathbf{X}_{t_0-T_h+1}, \dots, \mathbf{X}_{t_0}) \in \mathbb{R}^{N \times N \times T},$$

in the historical time series adjacent to the prediction steps, we consider a segment of data directly linked to the prediction steps, as shown in blue in Fig. 3. It is often the case that the change in traffic flow is not sudden, but rather a gradual process of change. Consequently, the current traffic situation (such as congestion level, traffic flow, etc.) will have an impact on the traffic situation in the next and even future moments. This continuity and interdependence make traffic prediction and planning complex and important.

b) The *daily* segment:

$$\begin{aligned} \mathbf{X}_d &= (\mathbf{X}_{t_0-qT_d/T_p+1}, \dots, \mathbf{X}_{t_0-qT_d/T_p+T_p}, \mathbf{X}_{t_0-q(T_d/T_p-1)+1}, \dots, \\ &\mathbf{X}_{t_0-q(T_d/T_p-1)+T_p}, \dots, \mathbf{X}_{t_0-q+1}, \dots, \mathbf{X}_{t_0-q+T_p}) \in \mathbb{R}^{N \times F \times T_d}, \end{aligned}$$

as shown in the yellow part in Fig. 4, the daily segment consists of the same time period observed in the past few days as the prediction steps. This is because traffic conditions are cyclical and repeating patterns are very likely to occur, such as morning and evening peak periods on weekdays. We attempt to mine this potential connection from the daily period segment.

c) The *weekly* segment:

$$\mathbf{X}_w = (\mathbf{X}_{t_0-7qT_w/T_p+1}, \dots, \mathbf{X}_{t_0-7qT_w/T_p+T_p}, \mathbf{X}_{t_0-7q(T_w/T_p-1)+1}, \dots, \mathbf{X}_{t_0-7q(T_w/T_p-1)+T_p}, \dots, \mathbf{X}_{t_0-7q+1}, \dots, \mathbf{X}_{t_0-7q+T_p}) \in \mathbb{R}^{F \times N \times T_w},$$

as shown in the red part of Fig. 4, the weekly segment is used to capture periodic information. Generally speaking, Monday's traffic patterns have some similarities with other Monday's traffic patterns in history, but may be significantly different from weekend traffic patterns. Therefore, The weekly cycle segment is aim to capture features associated with the weekly traffic cycle.

#### D. Multi-time segment Fusion

In this section, we will use *Attentional Feature Fusion* (AFF) [64] to fuse three segments. This is a feature fusion mechanism based on multi-scale channel attention modules [65,66] which is shown in Fig. 5. The AFF can be expressed as:

$$\mathbf{Y} = \mathbf{H}(\mathbf{X}_1 \oplus \mathbf{X}_2) \otimes \mathbf{X}_1 + (1 - \mathbf{H}(\mathbf{X}_1 \oplus \mathbf{X}_2)) \otimes \mathbf{X}_2, \quad (8)$$

where  $\mathbf{H}$  is the multi-scale channel attention module,  $\otimes$  is the Hadamard product. The red dashed line denotes  $1 - \mathbf{H}(\mathbf{X}_1 \oplus \mathbf{X}_2)$ , this is due to the fact that the fusion weights  $\mathbf{H}(\mathbf{X}_1 \oplus \mathbf{X}_2)$  comprise real number between 0 and 1, similarly, the weights  $1 - \mathbf{H}(\mathbf{X}_1 \oplus \mathbf{X}_2)$  also range between 0 and 1, allowing the network to execute weighted averaging or soft selection between  $\mathbf{X}_1$  and  $\mathbf{X}_2$ . It is worth noting that our model has three segments, which means we need to use the AFF twice to fuse the features of the three segments.

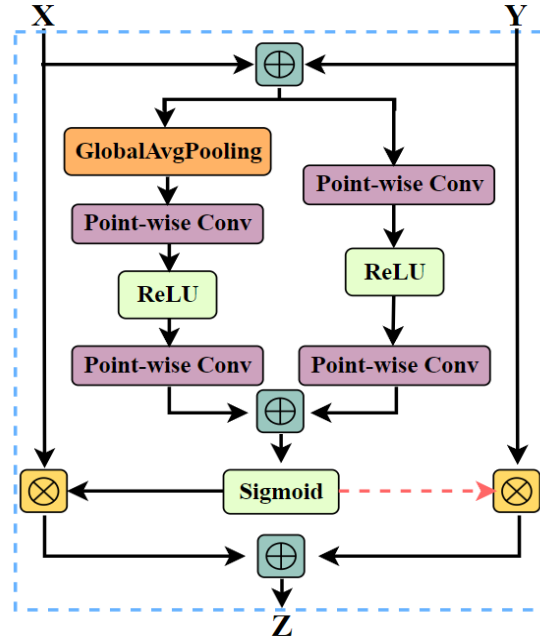


Fig. 5. Attentional Feature Fusion (AFF)

## IV. EXPERIMENTS

A series of comparative experiments were conducted on two traffic datasets with the objective of providing a comprehensive evaluation of the effectiveness of the proposed model, offering insights that can inform decision-making in the fields of traffic management and planning.

#### A. General Settings

*Datasets:* PeMS [30,27] offers a unified transportation data repository, collated by California transportation enterprises on highways within the state.

- PEMSD8:** PEMS8 is a dataset consisting of 170 detectors that collect traffic flow data every 5 minutes for a total of 62 days. The dimensions of this dataset are (17856, 170, 3). 170 refers to 170 detectors, 3 refers to each detector collecting data with 3 dimensional features, and 17856 refers to the time slice during this time period. The detector collects data every 5 minutes, so it can collect 12 times within an hour, and there are 24 hours in a day, which takes 62 days.
- PEMSD4:** PEMS4 is a collection of traffic flow data generated over 59 days, with 370 detectors collecting data every 5 minutes. The dimension of this dataset is (16992, 370, 3). These detectors collect data in the same way as the dataset PEMS8.

It is pertinent to mention that the missing values in the dataset have been substituted with linear interpolation [67,68], then perform a zero mean normalization transformation on the data  $x' = x - \text{mean}(x)$ .

*Evaluation Protocol:* This research employs the Mean Square Error (MSE) between the estimator and the true value as the loss function, with the objective of minimizing this error through backpropagation. The efficacy of our proposed traffic prediction model was evaluated using Mean Absolute Error (MAE) [35,69-75] and Root Mean Square Error (RMSE) [30,76-80] as evaluation metrics. MAE measures the average absolute error between predicted and actual values, while RMSE reflects the root mean square error between predicted and actual values.

$$MAE = \frac{1}{n} \sum_{i=1}^n |\hat{y}_i - y_i|, \quad (9)$$

$$RMSE = \sqrt{\frac{1}{n} \sum_{i=1}^n (\hat{y}_i - y_i)^2}, \quad (10)$$

where  $n$  is the total number of samples,  $y_i$  and  $\hat{y}_i$  are the observed value and predicted value respectively.

*Baselines:* In order to showcase the effectiveness of our proposed model, we conducted comparisons with the following five baseline models: GRU [81-83], FC-LSTM [84,85], ASTGCN [30], GMAN [31], Auto-DSTSGN [86].

Table I Average performance of different methods on PeMSD4 and PeMSD8.

Horizon	PEMSD4						PEMSD8					
	15min		30min		60min		15min		30min		60min	
	MAE	RMSE	MAE	RMSE	MAE	RMSE	MAE	RMSE	MAE	RMSE	MAE	RMSE
FC-LSTM	24.13	38.32	25.87	40.13	27.25	41.52	20.73	31.66	21.44	32.87	22.32	34.13
GRU	18.23	29.08	19.88	30.58	21.45	32.07	17.25	25.32	18.12	26.89	19.21	28.44
ASTGCN	19.27	31.25	19.92	32.43	22.31	34.13	16.08	24.24	16.72	25.52	17.56	27.30
GMAN	14.95	28.25	16.07	29.78	17.58	31.52	14.56	22.45	15.29	24.03	15.74	26.52
Auto-DSTSGN	14.97	28.35	16.31	29.73	18.15	31.44	13.98	22.29	14.39	23.54	16.14	25.78
MS-FTGCN(ours)	<b>14.69</b>	<b>28.13</b>	<b>15.87</b>	<b>29.38</b>	<b>17.48</b>	<b>30.72</b>	<b>13.77</b>	<b>21.84</b>	<b>14.05</b>	<b>23.18</b>	<b>15.69</b>	<b>25.17</b>

### B. Parameter Analysis

As explained in the previous section, selecting the appropriate bandwidth for the  $M$  matrix ensures that each frontal slice only includes information from past and current slices that are temporally close. It is important to note that different bandwidths can have varying impacts on experimental results. This section will use the prediction of 60 minutes as an example to examine the effects of different  $M$  matrix bandwidths on experimental outcomes. Fig. 6 shows that the bandwidth selection range is from 1 to 12. This is because the original dataset is sampled every 5 minutes, and the 60 minutes prediction sample is composed of 12 time slices.

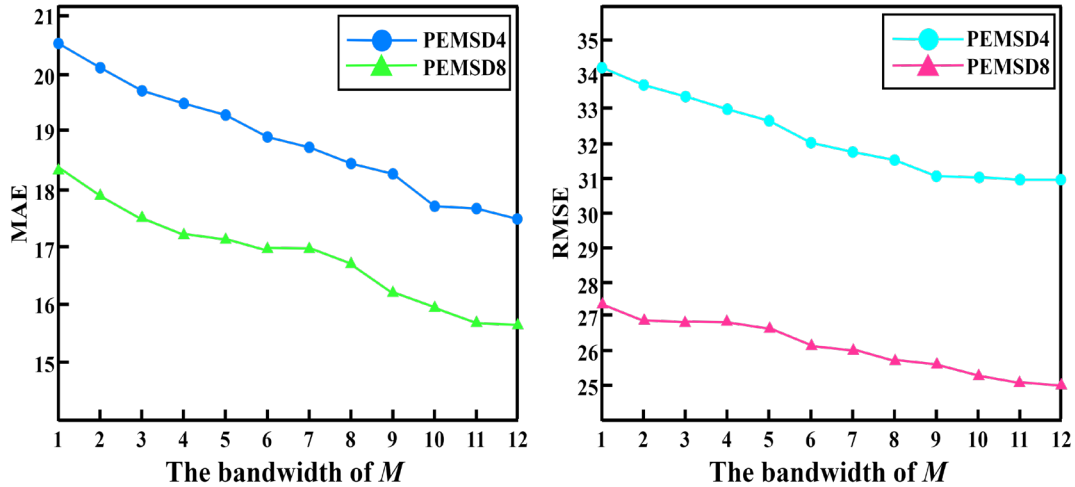


Fig. 6. The impact of different bandwidth of  $M$  on dataset PEMS4 and PEMS8

Fig. 6 illustrates that augmenting the bandwidth of  $M$  results in a progressive enhancement of prediction performance. This phenomenon can be elucidated as the quantity of information amassed in each frontal slice increases in tandem with the expansion of bandwidth. This signifies that a more extensive  $M$  matrix can capture a greater number of time series correlations, thereby fortifying the capacity for precise prediction of traffic flow. Furthermore, as bandwidth expands, the model can more effectively leverage potential patterns and trends in time series data, further optimizing its performance. In prediction of traffic flow for 15/30/60 minutes, MAE and RMSE reached their lowest.

### C. Comparison Performance

Here, in the experiment, we compared the traffic prediction performance of different methods in 15/30/60 minutes. Table II shows the comparison results of each model on MAE/RMSE. The MS-FTGCN model we proposed has remarkable performance in traffic flow prediction compared to other models. The analysis of the experimental results allows us to draw several important conclusions:

- a) The benefits of using neural networks to model nonlinear traffic flow data have been demonstrated. Deep learning methods generally outperform traditional machine learning techniques in capturing intricate data patterns and dynamic changes. This is due to the strong non-linear fitting ability of neural networks, which can automatically learn features and relationships without the need for manual feature engineering.
- b) Compared to other methods, MS-FTGCN has the best predictive performance and shows more obvious advantages in long-term prediction. This is because the M-transform in TM-GCN aggregates feature information from different historical moments based on different lengths of bandwidth, and then considers the various impacts generated by sensor network nodes at different historical moments. Therefore, it can capture spatial-temporal features more effectively.

## V. CONCLUSION

This paper introduces a spatial-temporal graph convolutional model named MS-FTGCN, which has been indicated to be effective in traffic flow prediction. Evaluation on two real-world datasets indicates the model outperforms baseline methods in terms of predictive accuracy.

In the next, we will take into account the impact of weather factors on traffic flow and conduct comparative experiments to get more comprehensive prediction results. Additionally, we will examine the influence of various configurations of the  $M$  matrix on prediction outcomes, aiming to iteratively enhance both the efficiency and accuracy.

## REFERENCES

- [1] F. -Y. Wang et al., "Transportation 5.0: The DAO to Safe, Secure, and Sustainable Intelligent Transportation Systems," in *IEEE Transactions on Intelligent Transportation Systems*, vol. 24, no. 10, pp. 10262-10278, Oct. 2023.
- [2] W. Qin and X. Luo, "Asynchronous Parallel Fuzzy Stochastic Gradient Descent for High-Dimensional Incomplete Data Representation," in *IEEE Transactions on Fuzzy Systems*, vol. 32, no. 2, pp. 445-459, Feb. 2024.
- [3] X. Zheng et al., "Big Data for Social Transportation," in *IEEE Transactions on Intelligent Transportation Systems*, vol. 17, no. 3, pp. 620-630, March 2016.
- [4] M. Filipovska and H. S. Mahmassani, "Spatio-Temporal Characterization of Stochastic Dynamic Transportation Networks," in *IEEE Transactions on Intelligent Transportation Systems*, vol. 24, no. 9, pp. 9929-9939, Sept. 2023.
- [5] X. Xiao et al., "Novel Workload-Aware Approach to Mobile User Reallocation in Crowded Mobile Edge Computing Environment," in *IEEE Transactions on Intelligent Transportation Systems*, vol. 23, no. 7, pp. 8846-8856, July 2022.
- [6] D. Wu, Y. He and X. Luo, "A Graph-Incorporated Latent Factor Analysis Model for High-Dimensional and Sparse Data," in *IEEE Transactions on Emerging Topics in Computing*, vol. 11, no. 4, pp. 907-917, Oct.-Dec. 2023.
- [7] S. Yan and D. Wang, "Time Series Analysis Based on Visibility Graph Theory," 2015 7th International Conference on Intelligent Human-Machine Systems and Cybernetics, Hangzhou, China, 2015, pp. 311-314.
- [8] Y. Zhou, X. Luo and M. Zhou, "Cryptocurrency Transaction Network Embedding From Static and Dynamic Perspectives: An Overview," in *IEEE/CAA Journal of Automatica Sinica*, vol. 10, no. 5, pp. 1105-1121, May 2023.
- [9] M. Chen, C. He and X. Luo, "MNL: A Highly-Efficient Model for Large-scale Dynamic Weighted Directed Network Representation," in *IEEE Transactions on Big Data*, vol. 9, no. 3, pp. 889-903, 1 June 2023.
- [10] D. Wu, Z. Li, Z. Yu, Y. He and X. Luo, "Robust Low-Rank Latent Feature Analysis for Spatiotemporal Signal Recovery," in *IEEE Transactions on Neural Networks and Learning Systems*, doi: 10.1109/TNNLS.2023.3339786.
- [11] D. Wu, P. Zhang, Y. He and X. Luo, "MMLF: Multi-Metric Latent Feature Analysis for High-Dimensional and Incomplete Data," in *IEEE Transactions on Services Computing*, vol. 17, no. 2, pp. 575-588, March-April 2024, doi: 10.1109/TSC.2023.3331570.
- [12] W. Qin, X. Luo and M. Zhou, "Adaptively-Accelerated Parallel Stochastic Gradient Descent for High-Dimensional and Incomplete Data Representation Learning," in *IEEE Transactions on Big Data*, vol. 10, no. 1, pp. 92-107, Feb. 2024.
- [13] J. Barros, M. Araujo and R. J. F. Rossetti, "Short-term real-time traffic prediction methods: A survey," 2015 International Conference on Models and Technologies for Intelligent Transportation Systems (MT-ITS), Budapest, Hungary, 2015, pp. 132-139.
- [14] D. Wu, X. Luo, Y. He and M. Zhou, "A Prediction-Sampling-Based Multilayer-Structured Latent Factor Model for Accurate Representation to High-Dimensional and Sparse Data," in *IEEE Transactions on Neural Networks and Learning Systems*, vol. 35, no. 3, pp. 3845-3858, March 2024.
- [15] D. Wu, P. Zhang, Y. He and X. Luo, "A Double-Space and Double-Norm Ensembled Latent Factor Model for Highly Accurate Web Service QoS Prediction," in *IEEE Transactions on Services Computing*, vol. 16, no. 2, pp. 802-814, 1 March-April 2023.
- [16] F. Bi, T. He and X. Luo, "A Fast Nonnegative Autoencoder-Based Approach to Latent Feature Analysis on High-Dimensional and Incomplete Data," in *IEEE Transactions on Services Computing*, vol. 17, no. 3, pp. 733-746, May-June 2024.

- [17] Castro-Neto, M., Jeong, Y.S., Jeong, M.K. and Han, L.D., 2009. Online-SVR for short-term traffic flow prediction under typical and atypical traffic conditions. *Expert systems with applications*, 36(3), pp.6164-6173.
- [18] C. P. I. J. van Hinsbergen, T. Schreiter, F. S. Zuurbier, J. W. C. van Lint and H. J. van Zuylen, "Localized Extended Kalman Filter for Scalable Real-Time Traffic State Estimation," in *IEEE Transactions on Intelligent Transportation Systems*, vol. 13, no. 1, pp. 385-394, March 2012.
- [19] W. Yang, S. Li, Z. Li and X. Luo, "Highly Accurate Manipulator Calibration via Extended Kalman Filter-Incorporated Residual Neural Network," in *IEEE Transactions on Industrial Informatics*, vol. 19, no. 11, pp. 10831-10841, Nov. 2023.
- [20] Z. Li, S. Li and X. Luo, "Efficient Industrial Robot Calibration via a Novel Unscented Kalman Filter-Incorporated Variable Step-Size Levenberg-Marquardt Algorithm," in *IEEE Transactions on Instrumentation and Measurement*, vol. 72, pp. 1-12, 2023.
- [21] Van Der Voort M, Dougherty M, Watson S. Combining Kohonen maps with ARIMA time series models to forecast traffic flow[J]. *Transportation Research Part C: Emerging Technologies*, 1996, 4(5): 307-318.
- [22] Smith B L, Demetsky M J. Traffic flow forecasting: comparison of modeling approaches[J]. *Journal of transportation engineering*, 1997, 123(4): 261-266.
- [23] L. Hu, S. Yang, X. Luo and M. Zhou, "An Algorithm of Inductively Identifying Clusters From Attributed Graphs," in *IEEE Transactions on Big Data*, vol. 8, no. 2, pp. 523-534, 1 April 2022.
- [24] Z. Xiao, X. Fu, L. Zhang and R. S. M. Goh, "Traffic Pattern Mining and Forecasting Technologies in Maritime Traffic Service Networks: A Comprehensive Survey," in *IEEE Transactions on Intelligent Transportation Systems*, vol. 21, no. 5, pp. 1796-1825, May 2020.
- [25] D. A. Tedjopurnomo, Z. Bao, B. Zheng, F. M. Choudhury and A. K. Qin, "A Survey on Modern Deep Neural Network for Traffic Prediction: Trends, Methods and Challenges," in *IEEE Transactions on Knowledge and Data Engineering*, vol. 34, no. 4, pp. 1544-1561, 1 April 2022.
- [26] X. Yin, G. Wu, J. Wei, Y. Shen, H. Qi and B. Yin, "Deep Learning on Traffic Prediction: Methods, Analysis, and Future Directions," in *IEEE Transactions on Intelligent Transportation Systems*, vol. 23, no. 6, pp. 4927-4943, June 2022.
- [27] W. Qin, X. Luo, S. Li and M. Zhou, "Parallel Adaptive Stochastic Gradient Descent Algorithms for Latent Factor Analysis of High-Dimensional and Incomplete Industrial Data," in *IEEE Transactions on Automation Science and Engineering*.
- [28] L. Zhao et al., "T-GCN: A Temporal Graph Convolutional Network for Traffic Prediction," in *IEEE Transactions on Intelligent Transportation Systems*, vol. 21, no. 9, pp. 3848-3858, Sept. 2020.
- [29] F. Bi, T. He, Y. Xie and X. Luo, "Two-Stream Graph Convolutional Network-Incorporated Latent Feature Analysis," in *IEEE Transactions on Services Computing*, vol. 16, no. 4, pp. 3027-3042, 1 July-Aug. 2023.
- [30] S. Guo, Y. Lin, N. Feng, et al. Attention based spatial-temporal graph convolutional networks for traffic flow forecasting[C]//*Proceedings of the AAAI conference on artificial intelligence*. 2019, 33(01): 922-929.
- [31] C. Zheng, X. Fan, C. Wang, et al. Gman: A graph multi-attention network for traffic prediction[C]//*Proceedings of the AAAI conference on artificial intelligence*. 2020, 34(01): 1234-1241.
- [32] C. Song, Y. Lin, S. Guo, et al. Spatial-temporal synchronous graph convolutional networks: A new framework for spatial-temporal network data forecasting[C]//*Proceedings of the AAAI conference on artificial intelligence*. 2020, 34(01): 914-921.
- [33] J. J. Q. Yu, "Graph Construction for Traffic Prediction: A Data-Driven Approach," in *IEEE Transactions on Intelligent Transportation Systems*, vol. 23, no. 9, pp. 15015-15027, Sept. 2022.
- [34] D. Wu, X. Luo, M. Shang, Y. He, G. Wang and X. Wu, "A Data-Characteristic-Aware Latent Factor Model for Web Services QoS Prediction," in *IEEE Transactions on Knowledge and Data Engineering*, vol. 34, no. 6, pp. 2525-2538, 1 June 2022.
- [35] X. Luo, Y. Yuan, S. Chen, N. Zeng and Z. Wang, "Position-Transitional Particle Swarm Optimization-Incorporated Latent Factor Analysis," in *IEEE Transactions on Knowledge and Data Engineering*, vol. 34, no. 8, pp. 3958-3970, 1 Aug. 2022.
- [36] X. Luo, Y. Zhou, Z. Liu and M. Zhou, "Fast and Accurate Non-Negative Latent Factor Analysis of High-Dimensional and Sparse Matrices in Recommender Systems," in *IEEE Transactions on Knowledge and Data Engineering*, vol. 35, no. 4, pp. 3897-3911, 1 April 2023.
- [37] L. Hu, J. Zhang, X. Pan, X. Luo and H. Yuan, "An Effective Link-Based Clustering Algorithm for Detecting Overlapping Protein Complexes in Protein-Protein Interaction Networks," in *IEEE Transactions on Network Science and Engineering*, vol. 8, no. 4, pp. 3275-3289, 1 Oct.-Dec. 2021.
- [38] A. Wang, Y. Ye, X. Song, S. Zhang and J. J. Q. Yu, "Traffic Prediction With Missing Data: A Multi-Task Learning Approach," in *IEEE Transactions on Intelligent Transportation Systems*, vol. 24, no. 4, pp. 4189-4202, April 2023.
- [39] J. Chen, M. Xu, W. Xu, D. Li, W. Peng and H. Xu, "A Flow Feedback Traffic Prediction Based on Visual Quantified Features," in *IEEE Transactions on Intelligent Transportation Systems*, vol. 24, no. 9, pp. 10067-10075, Sept. 2023.
- [40] S. Cao, L. Wu, R. Zhang, J. Li and D. Wu, "Capturing Local and Global Spatial-Temporal Correlations of Spatial-Temporal Graph Data for Traffic Flow Prediction," 2022 International Joint Conference on Neural Networks (IJCNN), Padua, Italy, 2022, pp. 1-8.
- [41] Braman K. Third-order tensors as linear operators on a space of matrices[J]. *Linear Algebra and its Applications*, 2010, 433(7): 1241-1253.
- [42] Kernfeld E, Kilmer M, Aeron S. Tensor-tensor products with invertible linear transforms[J]. *Linear Algebra and its Applications*, 2015, 485: 545-570.
- [43] Kipf T N, Welling M. Semi-supervised classification with graph convolutional networks[J]. *arXiv preprint arXiv:1609.02907*, 2016.
- [44] J. Chen, Y. Yuan and X. Luo, "SDGNN: Symmetry-Preserving Dual-Stream Graph Neural Networks," in *IEEE/CAA Journal of Automatica Sinica*, vol. 11, no. 7, pp. 1717-1719, July 2024.
- [45] Malik O A, Ubaru S, Horesh L, et al. Dynamic graph convolutional networks using the tensor M-product[C]//*Proceedings of the 2021 SIAM international conference on data mining (SDM)*. Society for Industrial and Applied Mathematics, 2021: 729-737.
- [46] W. Li, R. Wang, X. Luo and M. Zhou, "A Second-Order Symmetric Non-Negative Latent Factor Model for Undirected Weighted Network Representation," in *IEEE Transactions on Network Science and Engineering*, vol. 10, no. 2, pp. 606-618, 1 March-April 2023.
- [47] X. Luo, L. Wang, P. Hu and L. Hu, "Predicting Protein-Protein Interactions Using Sequence and Network Information via Variational Graph Autoencoder," in *IEEE/ACM Transactions on Computational Biology and Bioinformatics*, vol. 20, no. 5, pp. 3182-3194, 1 Sept.-Oct. 2023.
- [48] Z. Liu, X. Luo and M. Zhou, "Symmetry and Graph Bi-Regularized Non-Negative Matrix Factorization for Precise Community Detection," in *IEEE Transactions on Automation Science and Engineering*, vol. 21, no. 2, pp. 1406-1420, April 2024.
- [49] X. Luo, Z. Liu, L. Jin, Y. Zhou and M. Zhou, "Symmetric Nonnegative Matrix Factorization-Based Community Detection Models and Their Convergence Analysis," in *IEEE Transactions on Neural Networks and Learning Systems*, vol. 33, no. 3, pp. 1203-1215, March 2022.
- [50] X. Shi, Q. He, X. Luo, Y. Bai and M. Shang, "Large-Scale and Scalable Latent Factor Analysis via Distributed Alternative Stochastic Gradient Descent for Recommender Systems," in *IEEE Transactions on Big Data*, vol. 8, no. 2, pp. 420-431, 1 April 2022.
- [51] X. Luo, H. Wu and Z. Li, "Neultf: A Novel Approach to Nonlinear Canonical Polyadic Decomposition on High-Dimensional Incomplete Tensors," in *IEEE Transactions on Knowledge and Data Engineering*, vol. 35, no. 6, pp. 6148-6166, 1 June 2023.
- [52] H. Wu, X. Luo, M. Zhou, M. J. Rawa, K. Sedraoui and A. Albeshri, "A PID-incorporated Latent Factorization of Tensors Approach to Dynamically Weighted Directed Network Analysis," in *IEEE/CAA Journal of Automatica Sinica*, vol. 9, no. 3, pp. 533-546, March 2022.



- [53] L. Chen and X. Luo, "Tensor Distribution Regression Based on the 3D Conventional Neural Networks," in *IEEE/CAA Journal of Automatica Sinica*, vol. 10, no. 7, pp. 1628-1630, July 2023.
- [54] N. Zeng, X. Li, P. Wu, H. Li and X. Luo, "A Novel Tensor Decomposition-Based Efficient Detector for Low-Altitude Aerial Objects With Knowledge Distillation Scheme," in *IEEE/CAA Journal of Automatica Sinica*, vol. 11, no. 2, pp. 487-501, February 2024.
- [55] Z. Li, R. Petegrosso, S. Smith, D. Sterling, G. Karypis and R. Kuang, "Scalable Label Propagation for Multi-Relational Learning on the Tensor Product of Graphs," in *IEEE Transactions on Knowledge and Data Engineering*, vol. 34, no. 12, pp. 5964-5978, 1 Dec. 2022.
- [56] M. Chen, R. Wang, Y. Qiao and X. Luo, "A Generalized Nesterov's Accelerated Gradient-Incorporated Non-Negative Latent-Factorization-of-Tensors Model for Efficient Representation to Dynamic QoS Data," in *IEEE Transactions on Emerging Topics in Computational Intelligence*, vol. 8, no. 3, pp. 2386-2400, June 2024.
- [57] W. Qin, H. Wang, F. Zhang, J. Wang, X. Luo and T. Huang, "Low-Rank High-Order Tensor Completion With Applications in Visual Data," in *IEEE Transactions on Image Processing*, vol. 31, pp. 2433-2448, 2022.
- [58] D. You, P. Wang, Y. Zhang, L. Wang, and S. Jin, "Few-shot object detection via back propagation and dynamic learning," in *Proc of IEEE Int. Conf. on Multimedia and Expo*, pp. 2903-2908, 2023.
- [59] H. Wu, X. Luo and M. Zhou, "Advancing Non-Negative Latent Factorization of Tensors With Diversified Regularization Schemes," in *IEEE Transactions on Services Computing*, vol. 15, no. 3, pp. 1334-1344, 1 May-June 2022.
- [60] T. Zheng et al., "Temporal Aggregation and Propagation Graph Neural Networks for Dynamic Representation," in *IEEE Transactions on Knowledge and Data Engineering*, vol. 35, no. 10, pp. 10151-10165, 1 Oct. 2023.
- [61] X. Luo, H. Wu, Z. Wang, J. Wang and D. Meng, "A Novel Approach to Large-Scale Dynamically Weighted Directed Network Representation," in *IEEE Transactions on Pattern Analysis and Machine Intelligence*, vol. 44, no. 12, pp. 9756-9773, 1 Dec. 2022.
- [62] L. Wang and Y. Yuan, "Tensor Graph Convolutional Network for Dynamic Graph Representation Learning," 2024 7th International Symposium on Autonomous Systems (ISAS), Chongqing, China, pp. 1-5, 2024.
- [63] X. Luo, M. Chen, H. Wu, Z. Liu, H. Yuan and M. Zhou, "Adjusting Learning Depth in Nonnegative Latent Factorization of Tensors for Accurately Modeling Temporal Patterns in Dynamic QoS Data," in *IEEE Transactions on Automation Science and Engineering*, vol. 18, no. 4, pp. 2142-2155, Oct. 2021.
- [64] Y. Dai, Gieseke F, Oehmcke S, et al. Attentional feature fusion[C]//Proceedings of the IEEE/CVF winter conference on applications of computer vision. 2021: 3560-3569.
- [65] H. Li, X. -J. Wu and T. Durrani, "NestFuse: An Infrared and Visible Image Fusion Architecture Based on Nest Connection and Spatial/Channel Attention Models," in *IEEE Transactions on Instrumentation and Measurement*, vol. 69, no. 12, pp. 9645-9656, Dec. 2020.
- [66] J. Li et al., "Saliency-Aware Dual Embedded Attention Network for Multivariate Time-Series Forecasting in Information Technology Operations," in *IEEE Transactions on Industrial Informatics*, vol. 20, no. 3, pp. 4206-4217, March 2024.
- [67] X. Xu, M. Lin, X. Luo and Z. Xu, "HRST-LR: A Hessian Regularization Spatio-Temporal Low Rank Algorithm for Traffic Data Imputation," in *IEEE Transactions on Intelligent Transportation Systems*, vol. 24, no. 10, pp. 11001-11017, Oct. 2023.
- [68] M. Shang, Y. Yuan, X. Luo and M. Zhou, "An  $\alpha$ - $\beta$ -Divergence-Generalized Recommender for Highly Accurate Predictions of Missing User Preferences," in *IEEE Transactions on Cybernetics*, vol. 52, no. 8, pp. 8006-8018, Aug. 2022.
- [69] Y. Yuan, X. Luo and M. Zhou, "Adaptive Divergence-Based Non-Negative Latent Factor Analysis of High-Dimensional and Incomplete Matrices From Industrial Applications," in *IEEE Transactions on Emerging Topics in Computational Intelligence*, vol. 8, no. 2, pp. 1209-1222, April 2024.
- [70] Y. Yuan, X. Luo, M. Shang and Z. Wang, "A Kalman-Filter-Incorporated Latent Factor Analysis Model for Temporally Dynamic Sparse Data," in *IEEE Transactions on Cybernetics*, vol. 53, no. 9, pp. 5788-5801, Sept. 2023.
- [71] W. Li, X. Luo, H. Yuan and M. Zhou, "A Momentum-Accelerated Hessian-Vector-Based Latent Factor Analysis Model," in *IEEE Transactions on Services Computing*, vol. 16, no. 2, pp. 830-844, 1 March-April 2023.
- [72] L. Jin, X. Zheng and X. Luo, "Neural Dynamics for Distributed Collaborative Control of Manipulators With Time Delays," in *IEEE/CAA Journal of Automatica Sinica*, vol. 9, no. 5, pp. 854-863, May 2022.
- [73] Y. Yuan, J. Li and X. Luo, "A Fuzzy PID-Incorporated Stochastic Gradient Descent Algorithm for Fast and Accurate Latent Factor Analysis," in *IEEE Transactions on Fuzzy Systems*, vol. 32, no. 7, pp. 4049-4061, July 2024.
- [74] F. Bi, X. Luo, B. Shen, H. Dong and Z. Wang, "Proximal Alternating-Direction-Method-of-Multipliers-Incorporated Nonnegative Latent Factor Analysis," in *IEEE/CAA Journal of Automatica Sinica*, vol. 10, no. 6, pp. 1388-1406, June 2023.
- [75] Z. Liu, Y. Yi and X. Luo, "A High-Order Proximity-Incorporated Nonnegative Matrix Factorization-Based Community Detector," in *IEEE Transactions on Emerging Topics in Computational Intelligence*, vol. 7, no. 3, pp. 700-714, June 2023.
- [76] X. Luo, J. Chen, Y. Yuan and Z. Wang, "Pseudo Gradient-Adjusted Particle Swarm Optimization for Accurate Adaptive Latent Factor Analysis," in *IEEE Transactions on Systems, Man, and Cybernetics: Systems*, vol. 54, no. 4, pp. 2213-2226, April 2024.
- [77] Y. Yuan, Q. He, X. Luo and M. Shang, "A Multilayered-and-Randomized Latent Factor Model for High-Dimensional and Sparse Matrices," in *IEEE Transactions on Big Data*, vol. 8, no. 3, pp. 784-794, 1 June 2022.
- [78] Y. Yuan, R. Wang, G. Yuan and L. Xin, "An Adaptive Divergence-Based Non-Negative Latent Factor Model," in *IEEE Transactions on Systems, Man, and Cybernetics: Systems*, vol. 53, no. 10, pp. 6475-6487, Oct. 2023.
- [79] J. Wang, W. Li and X. Luo, "A distributed adaptive second-order latent factor analysis model," in *IEEE/CAA Journal of Automatica Sinica*, doi: 10.1109/JAS.2024.124371.
- [80] X. Luo, Y. Zhong, Z. Wang and M. Li, "An Alternating-Direction-Method of Multipliers-Incorporated Approach to Symmetric Non-Negative Latent Factor Analysis," in *IEEE Transactions on Neural Networks and Learning Systems*, vol. 34, no. 8, pp. 4826-4840, Aug. 2023.
- [81] C. Chen, Y. Liu, L. Chen, et al. Bidirectional spatial-temporal adaptive transformer for urban traffic flow forecasting[J]. *IEEE Transactions on Neural Networks and Learning Systems*, 2022.
- [82] R. Dou and J. Principe, "Dynamic Analysis and an Eigen Initializer for Recurrent Neural Networks," 2023 International Joint Conference on Neural Networks (IJCNN), Gold Coast, Australia, 2023, pp. 1-6.
- [83] Y. Wang et al., "PredRNN: A Recurrent Neural Network for Spatiotemporal Predictive Learning," in *IEEE Transactions on Pattern Analysis and Machine Intelligence*, vol. 45, no. 2, pp. 2208-2225, 1 Feb. 2023.
- [84] L. Li, G. Liu, L. Zhang and Q. Li, "FS-LSTM-Based Sensor Fault and Structural Damage Isolation in SHM," in *IEEE Sensors Journal*, vol. 21, no. 3, pp. 3250-3259, 1 Feb. 2021.
- [85] S. Hochreiter and J. Schmidhuber, "Long Short-Term Memory," in *Neural Computation*, vol. 9, no. 8, pp. 1735-1780, 15 Nov. 1997.
- [86] G. Jin, F. Li, J. Zhang, M. Wang and J. Huang, "Automated Dilated Spatio-Temporal Synchronous Graph Modeling for Traffic Prediction," in *IEEE Transactions on Intelligent Transportation Systems*, vol. 24, no. 8, pp. 8820-8830, Aug. 2023.