

Desk2Desk: Optimization-based Mixed Reality Workspace Integration for Remote Side-by-side Collaboration

Ludwig Sidenmark
University of Toronto
Toronto, Ontario, Canada
lsidenmark@dgp.toronto.edu

Tianyu Zhang
University of Toronto
Toronto, Ontario, Canada
tianyuz@dgp.toronto.edu

Leen Al Lababidi
University of Toronto
Toronto, Ontario, Canada
l.lababidi@mail.utoronto.ca

Jiannan Li
Singapore Management University
Singapore, Singapore
jiannanli@smu.edu.sg

Tovi Grossman
University of Toronto
Toronto, Ontario, Canada
tovi@dgp.toronto.edu

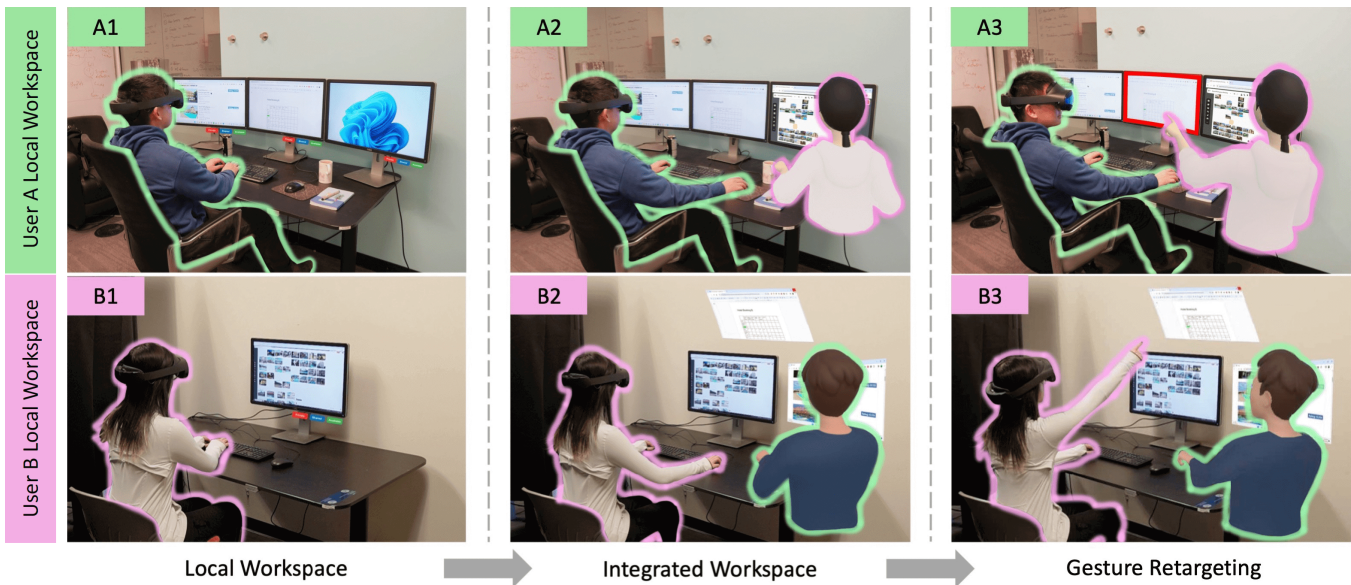


Figure 1: In Desk2Desk, remote collaborators meet in a distributed Mixed Reality space composed of their local physical workspace for side-by-side collaboration. Users define their workspace by selecting the screens to share and screens available for sharing to (A1 and B1). After connecting, integration is performed via optimization objectives to unify the varying workspaces. Desk2Desk creates and places virtual screens in optimal positions (B2) or overlays them on existing available screens (A2) as needed. During collaboration, local users' physical interaction, e.g. pointing at screens (B3), or gazing toward the collaborator (A3) is kept consistent by retargeting the remote avatars to ensure spatial consistency between dissimilar workspaces.

ABSTRACT

Mixed Reality enables hybrid workspaces where physical and virtual monitors are adaptively created and moved to suit the current environment and needs. However, in shared settings, individual users' workspaces are rarely aligned and can vary significantly in

the number of monitors, available physical space, and workspace layout, creating inconsistencies between workspaces which may cause confusion and reduce collaboration. We present Desk2Desk, an optimization-based approach for remote collaboration in which the hybrid workspaces of two collaborators are fully integrated to enable immersive side-by-side collaboration. The optimization adjusts each user's workspace in layout and number of shared monitors and creates a mapping between workspaces to handle inconsistencies between workspaces due to physical constraints (e.g. physical monitors). We show in a user study how our system adaptively merges dissimilar physical workspaces to enable immersive side-by-side collaboration, and demonstrate how an optimization-based approach can effectively address dissimilar physical layouts.

Permission to make digital or hard copies of all or part of this work for personal or classroom use is granted without fee provided that copies are not made or distributed for profit or commercial advantage and that copies bear this notice and the full citation on the first page. Copyrights for components of this work owned by others than the author(s) must be honored. Abstracting with credit is permitted. To copy otherwise, or to publish, to post on servers or to redistribute to lists, requires prior specific permission and/or a fee. Request permissions from permissions@acm.org.

UIST '24, October 13–16, 2024, Pittsburgh, PA, USA

© 2024 Copyright held by the owner/author(s). Publication rights licensed to ACM.

ACM ISBN 979-8-4007-0628-8/24/10...\$15.00

<https://doi.org/10.1145/3654777.3676339>

CCS CONCEPTS

• **Human-centered computing** → **Mixed / augmented reality**;
Pointing; *Collaborative and social computing devices*.

KEYWORDS

shared workspace, remote collaboration, mixed reality, gesture retargeting

ACM Reference Format:

Ludwig Sidenmark, Tianyu Zhang, Leen Al Lababidi, Jiannan Li, and Tovi Grossman. 2024. Desk2Desk: Optimization-based Mixed Reality Workspace Integration for Remote Side-by-side Collaboration. In *The 37th Annual ACM Symposium on User Interface Software and Technology (UIST '24)*, October 13–16, 2024, Pittsburgh, PA, USA. ACM, New York, NY, USA, 15 pages. <https://doi.org/10.1145/3654777.3676339>

1 INTRODUCTION

Extended Reality (XR) allows users to meet remotely and supports visual aids, shared visual attention, and gestures beyond traditional physical desktop screens to enable tightly connected and immersive collaboration [1, 5, 30]. This has sparked a number of works where remote or co-located collaborators meet in fully virtual environments [5, 20], or in Mixed Reality (MR) spaces where physical and virtual objects are merged and aligned between collaborators to integrate physical objects into the environment [20, 21]. Thus far, such systems have mainly focused on collaborative scenarios where users are surrounded by virtual screens [20], or multiple separated physical surfaces, which they move between to perform tasks [21]. In contrast, most knowledge work (i.e., programming or document writing) is performed in a sitting posture in front of a physical workspace with one or multiple screens. Remote collaboration is then typically performed through videoconferencing tools such as Zoom¹, or collaborative applications such as Figma². However, such desktop-based tools lack the immersion and attention cues provided by physical collaborators, and there is also a lack of immersive MR work for workspace-based remote collaboration. In this work, we seek more immersive solutions for working with a remote partner in a seated side-by-side fashion, such as when performing pair programming or co-writing.

Integrating virtual elements into a physical environment is challenging due to the varying physical limitations of the environment. This has spurred multiple works on *layout optimization* that attempt to find the most optimal position for virtual elements based on set criteria [7, 8]. This aspect becomes even more challenging for remote MR collaboration, as both users will be in completely separate physical environments, and any collaborative system must consider and unify these dissimilar spaces to avoid confusion and reduced collaboration caused by inconsistencies between environments [21]. Specifically for seated workspaces, the number of screens and their layout can vary significantly [73]. This creates challenges for remote collaboration, as the deictic and physical cues normally present during local side-by-side collaboration can be potentially detrimental due to the dissimilar screen layouts.

In this work, we present Desk2Desk (Figure 1), an optimization-based collaborative system where two collaborators' MR workspaces

consisting of both virtual and physical screens, and the virtual avatars of the two collaborators are aligned to allow side-by-side remote collaboration for desktop-based knowledge work. By building on *blended environments* [18, 21], and *layout optimization* [7, 49], Desk2Desk considers the positions of each workspace screen and user position, their spatial relationships together with environmental constraints to align the workspaces. Each user defines how many screens they wish to share to their collaborator (Figure 1A1-B1). Our approach then computes the optimal layout for each user using integer programming to merge the workspaces. Desk2Desk dynamically spawns and places virtual screens to handle any discrepancies between workspaces to support the number of screens each user wishes to share (Figure 1A2-B2), and creates a mapping between linked screens to support a virtual representation of each collaborator that visualizes their attention through head and hand movements. Any discrepancy caused by physical limitations of the workspace is handled by a retargeting system to support head and hand gestures irrespective of workspace layout (Figure 1A3-B3). Desk2Desk enables side-by-side remote MR collaboration in front of a workspace irrespective of differences in physical environment and each user's initial workspace.

We evaluated Desk2Desk in a collaborative remote task to study its ability to support remote MR side-by-side collaboration. The results of our study show that the system supports collaboration across a wide range of workspace combinations. Furthermore, results showed that Desk2Desk supports physical hand and head gestures, increased perceived presence, usability, and a sense of understanding of each other's actions compared to a typical video-conference baseline. Our work showcases how optimization-based approaches used in layout optimization can be extended to collaborative settings for establishing common ground between remote collaborators in dissimilar physical environments. In sum, we provide the following contributions:

- Desk2Desk, a MR optimization-based system to integrate desktop workspaces for remote side-by-side collaboration.
- Results from a user study that show that Desk2Desk can effectively support side-by-side collaboration across multiple workspace combinations, and encourages physical, desktop-based and verbal communication.

2 RELATED WORK

We build on prior work on XR collaboration, multi-screen workspaces, and adaptive interfaces.

2.1 Shared Workspaces in XR

Computer-Supported Cooperative Work (CSCW) research pointed out that successful group work relies on maintaining common ground [9], that is, shared knowledge with other participants that enables effective and efficient communication [33]. Productive collaboration also requires adequate workspace awareness [24], including up-to-date understanding of task progress and collaborators' explicit and implicit communication cues. Research has further highlighted the importance of nonverbal cues, such as gaze, gestures, and body orientation, and deictic expressions (e.g. "this" and "there") for establishing and maintaining both common ground and workspace awareness. The use of these cues first helps users

¹<https://zoom.us/>

²<https://www.figma.com/>

establish shared visual attention, and thereby conversational common ground [6, 32, 63]. Perhaps the most common example of such uses is performing a pointing gesture to refer to certain objects [71]. Such non-verbal cues also support people’s awareness of the collaborators to infer their intentions and knowledge of the workspaces [12, 13, 48, 62, 67], or the desire to communicate [12, 62].

In contrast to traditional videoconferencing systems (i.e., Zoom), which lack a shared frame of reference to support non-verbal cues [50], the extended tracking in XR allows significant potential for immersive and effective collaboration. Previous work has shown how presenting remote collaborators as avatars to enable natural hand and gaze gestures [27, 56, 64], or by adding visual cues that represent collaborators’ gaze attention or pointing direction [5, 30, 55] improve collaboration, presence, and task performance.

In addition, collaborative XR systems are not confined to a physical screen area [4, 66], and content can be presented in various configurations. This has led to extensive experimentation in which virtual content is placed around users in spherical [61], cylindrical [5], or square formations [34]. Alternatively, virtual content is attached to physical surfaces or objects to anchor collaboration in the physical environment [21]. The commonality with all these works is that the additional space for the content provided by XR has led to a focus on collaborative scenarios in which users are standing and actively moving between content to leverage the extra physical space enabled by XR [5, 21, 34, 42]. However, contemporary knowledge work is still performed primarily in desk workspaces in front of physical screens to allow work to be carried out throughout the day without physical fatigue [73]. Collaborative tasks in such environments (e.g., pair programming or research [46, 69] and collaborative web search [46]) usually take place side-by-side in a seated position facing the workspace [43]. We build on knowledge from previous collaborative XR systems to design a system for seated remote collaboration in front of an MR workspace that integrates the screens of the user’s workspace together with a virtual avatar of the remote collaborator and visual attention cues.

2.2 Multi-Screen Workspaces

To support the increasing demands of productivity work, physical workspaces have increased significantly in the number of devices and screens used [73]. Even in XR which promise vastly expanded workspaces, users still value physical displays mainly due to familiarity and superior resolution [53]. Multi-screen workspaces enable users to access more information [14], increase productivity by enabling more efficient multi-tasking [11], and have proven to increase productivity in a wide variety of productivity contexts such as accounting [10], engineering and office work [39, 51], and spatial tasks [65]. In multi-screen setups, screens are commonly categorized into primary screens used for the current main activity and interaction (i.e., programming IDE), while secondary screens are placed in the periphery to support the primary task (i.e., code documentation), screen communication, or for storing information such as to-do lists [23, 28]. Depending on user needs and spatial limitations, workspaces can be configured widely differently and with a wide variety in the number of screens [73]. However, since physical screens require physical desk or wall space, effective configurations are not always available depending on the environment [45, 47, 70].

2.3 Creating Coherent MR Environments

MR workspaces extend beyond the constraints of physical environments and offer productivity benefits including significantly larger spaces [4, 44], effective document operations [36, 42, 58, 60], accommodating 3D data [57], and dynamic adaption to task needs [45, 52]. However, fitting virtual contents into physical environments can be difficult due to the wide variety of possible environmental constraints (i.e., walls). As manual placement could be tedious [52], researchers have developed *adaptive interface* models that place virtual content in the most optimal way based on a set of objectives and constraints [37]. Previous work has shown how adaptive interfaces can effectively adapt to user workload and movements [16, 38], semantic connections between interface elements and physical objects [7, 59], user behavior over time [17], interaction affordances [8], and constraints defined by the user [49]. Building on prior work on single-user layout optimization, we propose a method based on workspace semantics to align multiple physical environments and enable remote side-by-side collaboration.

Remote collaboration in MR could be more challenging than in VR as the physical environments in which the collaborators are located usually do not align and are difficult to modify [68]. Furthermore, collaborators in different reference frames may face difficulties when interpreting deictic references [72], or referring to physical objects (e.g., tables) for interaction [21, 22]. Therefore, multiple works have attempted to align dissimilar physical environments to create a common frame of reference [21, 35, 72]. However, full alignment can be challenging if the environments are not similar. Grønæk et al. [21] proposed the concept of *Partially Blended Environments* where only the physical objects necessary for collaboration (e.g., tables or whiteboards) are aligned to simplify the process. We take inspiration from this concept by only considering the screens for alignment to simplify the integration of workspaces.

Another challenge for remote MR collaboration is the possible misalignment between remote collaborators’ avatars when they are projected into the same physical environment [54]. For example, consider the scenario where both users are on the right side of the collaborator’s avatar due to space restrictions. Whenever the user looks at the collaborator, from the collaborator’s perspective the user would look away from them. To avoid such mismatch, collaborative systems employ *retargeting* methods such as inverse kinematics to solve deictic gesture inconsistencies [19, 21, 72], to improve their accuracy [64], or to share common views while retaining face-to-face positions to improve collaboration [18]. We leverage gesture and gaze retargeting to create a common frame of reference between remote users and workspaces, and use optimization algorithms to maximize the similarity between workspaces and minimize the need for retargeting.

3 SYSTEM

Desk2Desk is designed for two collaborators to integrate their hybrid workspaces into one single shared workspace for side-by-side collaboration. This new merged layout takes into consideration differences and limitations in each user’s physical environments and uses their original personal workspace as a basis. To enable this, Desk2Desk consists of two key features: 1) integrating and optimizing the layout of the shared workspaces; and 2) maintaining

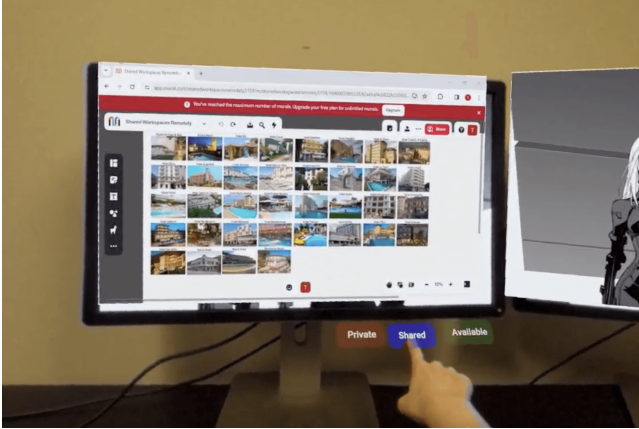


Figure 2: The user labeling a physical screen as *Shared* through direct touch.

the consistency of the avatar representation of the users during collaboration. To start an integration of workspaces, the users first label their screens to decide their role in the optimization:

Private: Screen that is hidden to the collaborator and is not considered in the optimization.

Shared: Screen that should be shared to the collaborator.

Available: Screen that is unused by the local user and can be used to cast a shared screen to.

Labeling is performed by direct touch input on virtual AR toggle buttons placed below the screen (Figure 2). Users then connect to their collaborator which starts the optimization. Screens are then generated and positioned based on the unique combination of physical and virtual screen from the users’ workspaces. Finally, since workspaces are restricted by the physical constraints of their physical monitors and layout, the system creates a mapping between the screens in each user’s view of the workspace, which is used to ensure gestural consistency during collaboration.

3.1 Virtualizing the Workspace

The first challenge is to transform a hybrid workspace, consisting of physical and virtual monitors, into a virtual representation used for optimization and then displayed to the remote collaborator. The workspace and its physical surroundings are predefined by the local user by outlining the positions p_s and dimensions d_s of physical screens, physical constraints (e.g., walls and tables), and the available space where virtual screens can be placed or spawned by the optimizer. This approach aligns with previous work [7, 8] and gives users agency over their local space [49]. All are outlined manually by the user by drawing bounding cubic volumes and labeling them. The user also defines the position of the remote collaborator during collaboration to ensure agency over their personal space relative to the collaborator. We use the *Oculus Room Capture* feature for this purpose and assume that each user has individually set up their local workspace environment prior to integration. However, recording of the local physical environment could be performed implicitly in real-time with computer vision or other sensing methods. After integration, the content of shared screens is streamed

to the collaborator, similar to a typical videoconferencing screen sharing. As such, the local host is the only one who can manipulate the shared screen content using the standard keyboard and mouse. The remote collaborator can view the content on the shared screen, but is unable to directly interact with it.

3.2 Optimization Scheme

After the two collaborators have connected, the optimizer will attempt to find an optimal combined workspace for each user. The goal of the optimizer is to define an association between screens and potential locations in an environment, referred to as “*containers*”. The optimizer uses the virtual representation of each user’s workspace as input. Since the two users are in different physical environments, they will each have a unique set of environmental constraints. For example, in one case, a physical object (e.g., a wall or shelf) may block a potential screen position. The optimizer thus produces a set of container-screen pairings for each user, which represent the layout of the merged workspaces. These pairings are formally defined as $x_{s,c,u} = 1$ if screen s is assigned to container c for user u , otherwise $x_{s,c,u} = 0$. Our optimization scheme aims to make these two output workspaces as similar as possible.

3.2.1 Variables. Screens. We refer to “*screens*” as the content that may appear on a display, or the display monitor itself. As mentioned, screens can be Shared, Private, or Available. For optimization, we only include screens that belong to the current user, are not physical, and are not assigned during our pre-solving, or belong to the remote user, were shared (labeled Shared or Available), and not assigned during pre-solving. We exclude physical screens, as we make the simplifying assumption that they are immovable. This constraint is added for convenience so that users do not have to rearrange their desks when collaborating. Note that if the a physical screen is set to Shared, then its remote equivalent is still passed into our optimizer. Similarly, Available physical screens are sent to the optimizer for potential pre-solving. Finally, we exclude all private screens and treat them as immovable.

Containers. Similarly to previous work [7, 8], the volumes that indicate usable space are subdivided recursively into a 3D grid of smaller units of containers of set width d_c , which we refer to as “*voxels*” which represent the containers in the optimization input (Table 1). After generation, the following voxels are removed before optimization: 1) voxels that intersect the bounding volume of a physical object; 2) voxels that intersect, occlude, or are occluded by physical or private screens; and 3) voxels that are less than D_u meters away from the user or collaborator. We assign screens to positions by pairing them with a voxel of position p_c representing the screen’s bottom-left corner position. The decision variable, $x_{s,c,u}$, only includes valid screen-container-user pairings where the voxel c exists in user u ’s physical environment and there are enough voxels surrounding c to fit the dimensions (d_s) of the screen s . We keep track of whether each individual voxel is occupied in a bitmap array to help formulate optimization constraints (see Section 3.2.4).

3.2.2 Pre-solving. Before optimization, the system will check on both sides whether there are any physical screens labeled as Available. We assume that physical screens cannot be moved within our optimization model and thus these present a special, simpler case

Table 1: Optimization input parameters.

Parameter	Description
$U = \{0, 1\}$	Set of users in the environment
$z_{avg,u}$	Average depth distance of screens in user u 's workspace
$\mathbf{p}_a \in \mathbb{R}^3$	Position of avatar relative to u
D_u	Threshold distance between user u and their screens
$C_u = \{c_{u1}, \dots, c_{un}\}$	Set of potential containers for user u to place screens in
$v_c \in [0, 1]$	Semantic utility of placing a screen in container c
$\mathbf{p}_c \in \mathbb{R}^3$	Position of container c
$\mathbf{d}_c \in \mathbb{R}^3$	Dimensions of one voxel c
$\mathbf{z}_c \in \mathbb{R}$	Depth of container c w.r.t user
$c_{occ} = \{c_{u1}, \dots\}$	Set of containers that would be occluded when container c is filled
$S = \{s_1, \dots, s_n\}$	Set of screens to integrate into the workspace
$u_s \in \{0, 1\}$	Which user screen s belongs to
$v_s \in [0, 1]$	Semantic value of screen s in the input environment
$\mathbf{p}_s \in \mathbb{R}^3$	Position of bottom-left corner of screen s in input environment
$\mathbf{d}_s \in \mathbb{R}^3$	Dimensions of screen s
$\mathbf{z}_s \in \mathbb{R}$	Depth of screen s w.r.t user

that can be handled without computing our optimization objectives. We justify this by claiming that existing screens are likely to be placed in an already optimal position for the user, and that users tend to prefer physical screens over virtual screens [53]. Thus, we can improve the efficiency and simplify our computation by first assigning Shared screens to these Available physical screens. We compute the *semantic value* (v_s , Equation 5) for these screens as well as for Shared screens. Then, we pair the Shared screen of user A with the Available screen of user B of highest semantic values, respectively, until there are no more physical screens to use or no more screens to share. It is possible that optimization is not necessary after this step.

3.2.3 Objectives. We define our optimization as the weighted sum of several objectives (Equation 1) defined as

$$\operatorname{argmin}_{s,c,u} w_a \cdot A + w_m \cdot M + w_v \cdot V + w_p \cdot P. \quad (1)$$

Workspace Agreement (A). A main goal of our optimization is to minimize inconsistencies between what both users see. Differences in collaborator's awareness of a workspace negatively impacts their ability to communicate [21]. We refer to this metric as the degree of "agreement" of the two workspaces. This agreement is measured by representing each screen as a point using its position vector \mathbf{p}_s , thus interpreting the integrated workspace as a point cloud. The system will output two workspaces, one for User 1 and another for User 2, which are turned into point clouds that contain

the common Shared screens (see Figure 3a). The similarity between the two layouts of the integrated workspace is then calculated using Hausdorff distance. Let $d(a, B) = \inf_b d(a, b)$ be the distance of point a to its nearest neighbor in B . The Hausdorff distance is defined as the largest such distance:

$$H(X, Y) = \max \left\{ \sup_x d(x, Y), \sup_y d(X, y) \right\}. \quad (2)$$

A limitation of this method is that we may lose information about the distance of one screen A in User 1's layout from that same screen in User 2's layout, favoring instead an overall shape alignment. This is illustrated in Figure 3a, since the distance between the neighboring blue-green screen pairs is calculated rather than the green-green or blue-blue pairs, where each color represents a screen. Prioritizing overall shape alignment helps avoid unexpected screen placements when an immovable physical screen is Shared. Future research could experiment with different measures of similarity. Thus, the first objective aims to minimize the following value:

$$A = H(X_{S,C_1,1}, X_{S,C_2,2}), \quad (3)$$

where $X_{S,C_1,1}$ represents the output set of screen-container pairings for user 1, and $X_{S,C_2,2}$ represents the output set for user 2.

Workspace Modification (M). Ideally, the workspace of a user should not change drastically when transitioning between individual and collaborative tasks. The initial layout is presumed to be already arranged according to the user's preferences, so making some aspect of the arrangement persistent will preserve some of that inherent value and minimize how much the user has to manually reorganize the workspace after integration [40, 49]. Moreover, this will ensure a smoother transition from the local workspace to the integrated layout, which will reduce task disruptions due to context-switching [38]. Similarly to the goal of the Workspace Agreement, the workspace is represented as a point cloud, but this time only considering screens belonging to the current user. Therefore, the two clouds being compared are the workspace prior to and after integration (see Figure 3b)

$$M = \frac{1}{2} \left(\sum_{u \in U} H(S_u, X_{S_u, C_u, u}) \right), \quad (4)$$

where S_u represents the subset of screens S that belong to user u , calculated using the ownership input parameter u_s for each screen, and $X_{S_u, C_u, u}$ represents the subset of the output workspace for user u that contains only screens owned by u .

Semantic Utility (V). The placement of screens in a workspace is often done with intention, as each screen serves a particular purpose to the related task. Typically, users will have a central screen that hosts the main focus of the current task and supplementary peripheral screens that are used for quick reference [40, 53]. Semantic utility refers to how a particular position relates to the purpose of the screen's usage. We approximate semantic utility by giving positions closer to the center of the user's workspace a higher semantic utility score than those further away. This center is determined as the average position of all screens before integration. We assume that this workspace centre is the direction the user is facing when in a resting position. The semantic value of a screen prior to integration is calculated as

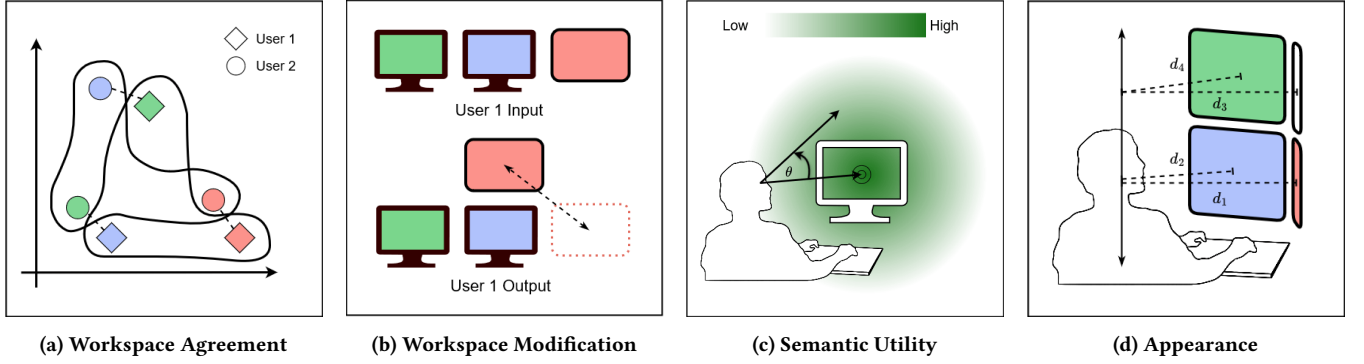


Figure 3: Optimization objectives. Figure 3a shows two post-integration workspace layouts output for User 1 (diamonds) and User 2 (circles), where markers of the same color represent the same screen. Agreement is calculated as the distance between these clouds. Figure 3b shows an example of workspace modification, which considers only one particular user’s workspace prior- and post-optimization. In Figure 3c, positions closer to the workspace center are awarded higher utility, which is calculated using the angular distance θ between that position and the central direction. Finally, Figure 3d illustrates screen depth, where $z_{avg,u} = average(d_1, d_2, d_3, d_4)$.

$$v_s = e^{-\frac{(\theta-\mu)^2}{2\sigma^2}}. \quad (5)$$

Where θ is the angular distance between the aforementioned central direction vector from the user’s head to the workspace center and the vector pointing from the user’s head-mounted display (HMD) to the screen (Figure 3c). The semantic value of a container (v_c) is calculated similarly to v_s , but instead considering the vector from the HMD to the voxel’s position p_c . Then, when deciding how to place the screen in the integrated workspace, Desk2Desk matches the semantic utility of a particular voxel with the semantic value of the screen. High-utility screens, such as user 1’s central screen, should be placed in high-utility containers. We negate the final semantic utility value as the optimizer aims to find the minimum

$$V = -\frac{1}{N_s N_u N_C} \sum_s \sum_u \sum_{c \in C_u} x_{s,c,u} (v_s \cdot v_c). \quad (6)$$

Appearance (P). Our final objective’s goal is to ensure that the final workspace has a uniform layout where all the screens are at a similar depth to the user. Constricting screen depth avoids layouts where the screens are positioned too close to the user, which is detrimental to their ability to interact with all screens, as well as being placed too far to be legible. Maintaining a consistent screen depth also avoids uncomfortable visual refocusing when looking between screens and encourages the common layout where screens are placed around the user in a concave shape. Thus, at the start of optimization, we record the average depth distance between the screens and the user’s HMD, $z_{avg,u}$ (see Figure 3d), and the depth between each potential voxel and the user’s HMD (z_c). Ideally, the chosen voxels would have a depth close to $z_{avg,u}$:

$$P = \frac{1}{N_s N_u N_C} \sum_s \sum_u \sum_{c \in C_u} x_{s,c,u} \cdot |z_{avg,u} - z_c|. \quad (7)$$

3.2.4 Constraints. In addition to the objectives, we also define a set of constraints that the final result must satisfy. First, every potential container c should contain only one screen s at most in each user

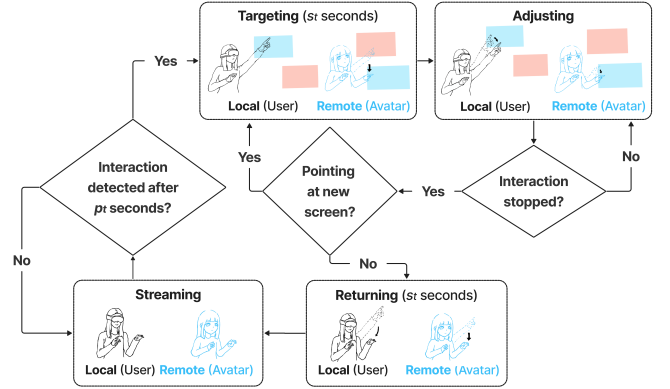


Figure 4: Retargeting states and conditions.

u ’s view. This prevents occlusion between screens, so that no two screens are placed in the same position:

$$\forall u \in U, \forall c \in C_u, \sum_{s \in S} x_{s,c,u} \leq 1. \quad (8)$$

Second, every shared screen s should only be placed once for each user u , leaving no duplicate screens in the scene:

$$\forall u \in U, \forall s \in S, \sum_{c \in C_u} x_{s,c,u} = 1. \quad (9)$$

Finally, to avoid screens blocking the view of other screens, we use ray-casting to find the set of containers c_{occ} that the current container c would occlude when filled. This container c and the occluded containers c_{occ} should not be occupied simultaneously:

$$\forall u \in U, \forall c \in C_u, \sum_s x_{s,c,u} + \sum_{c_{occ}} x_{s,c_{occ},u} \leq 1. \quad (10)$$

3.3 Gesture Mapping

After finding the optimal screen placement, the workspace of each user is adjusted. Furthermore, the optimization scheme provides information on the corresponding screens on each user’s side along with the position of the remote collaborator relative to the local user (i.e., right or left side). Since it is unlikely that the final result will have two perfectly aligned workspaces due to physical constraints, we need to augment the remote user’s avatar to ensure that any pointing interaction and gaze remain consistent between workspaces and meaningful for collaboration.

The main issue arises when the screens have different layouts after optimization. As a result, the remote user may appear to be pointing into thin air. Previous works have developed inverse kinematics systems that translate any pointing and gaze interaction to its intended target [31, 72]. We extend these works by considering when multiple independent screens are present in the workspace. This introduces a new challenge when the user performs a gesture pointing from one screen to another. If the relative position of the two screens is not considered, such a gesture may result in “snapping” or discontinuous motion. The same applies to user avatars: from User A’s view, User B is on their right, where as from User B’s view, User A is on their right. If the remote avatar matches the movements of the user while User B is looking at User A, User B’s avatar may appear to be looking away from User A’s point of view.

Our retargeting algorithm transitions between multiple states to ensure stable avatar movements (Figure 4). If the user is not interacting with a common screen or the collaborator’s remote avatar, their remote avatar is in a *Streaming* state where the user’s position is directly applied to the avatar without any retargeting. During streaming, the remote avatars’ relative positions to the local users are considered. If both remote avatars are on the same side relative to the local user (e.g., right side), the streaming positions are mirrored to ensure spatial consistency. When an interaction with a screen is detected (i.e., gazed on or pointed at), the avatar transitions to a *Targeting* state where the avatar position is interpolated over s_t seconds to point at the corresponding screen position that the user is pointing to. When the avatar has reached the interacted object, the avatar enters an *Adjusting* state where the avatar is adjusted to point to the corresponding point on the screen to which the user points. If the user stops an interaction, the avatar transitions to a *Returning* state where the avatar position is interpolated back to the normal streaming position over s_t seconds. If the user changes the interaction by pointing at a new screen, the avatar will instead transition into the Targeting state towards the new screen.

Interaction is detected when the user’s hand or gaze is pointing toward one of the shared screens or the remote user’s avatar for longer than a specified threshold p_t [72]. Although introducing a delay at the start of interaction, this threshold ensures that transitions between states remain stable, which is important in cases where screens are densely placed or when tracking is poor. For gaze pointing, we use the head direction of the user. For hand pointing, we create a ray from the user’s head position that passes through the hand position. After an interaction is detected, a spatial hysteresis is applied to enlarge the boundary of the interaction area by a scale factor b_{scale} to cover cases where the user is pointing or looking at the object edge [25, 74]. Any screen that is interacted with is also

highlighted to the collaborator by displaying a red border around the screen to help guide attention to the interacted screen. During all retargeting states we calculate the positions and rotations necessary to point at the corresponding position. For the hands, we create a ray from the head towards the interaction position and place the hand D_r meters along the ray to minimize the chance that the avatar intersects with a screen during retargeted pointing. After the retargeted positions and rotations are calculated, we apply inverse kinematics to the avatar to create a coherent avatar posture.

3.4 Implementation

We implemented the system in Unity. We used the Meta Quest Pro as the HMD for both users. We used the HMD’s pass-through to view the physical environment. Due to the limited resolution of the pass-through image, virtual screens were overlaid on top of physical screens to ensure visibility of screen content. With better pass-through resolution and ability to accurately display bright screens we envisage this step to not be necessary. We used the Meta hand-tracking to track user positions for retargeting. Furthermore, we used Meta avatars and their inverse kinematics for retargeting. Finally, we used the “uDesktopDuplication” package to include screen content in the MR environment. We used the “Mirror” Networking package for all communication between users via UDP. Finally, we implemented the optimization model using Gurobi through a Python interface. Communication between Unity and Gurobi was done via a websocket.

4 STUDY

We conducted a user study to investigate Desk2Desk’s suitability for remote side-by-side collaboration during a typical desktop task. The aim of the study was to study user behavior while using our system, and to understand how Desk2Desk can facilitate deictic gestures and speech and its impact on the quality of collaboration. This was done in the context of a “planning and negotiation” task where users had to book a hotel. We compared two integration modes: Desk2Desk, and a “Clone” baseline as a within-subject independent variable. Furthermore, we varied the combination of workspaces as a between-subject independent variable (Figure 6).

4.1 Task

The choice of study task was based on the criteria of 1) requiring discussion and negotiation for task completion to encourage collaboration; 2) be desktop-based; 3) requiring the use of multiple monitors; 4) can be adapted to fit the study setting (e.g., control of task duration); 5) be related to real-world tasks; and 6) do not require specialized prior knowledge. As such, we decided on a hotel search task from previous work on collaboration on tabletops [29] and AR [19]. In the hotel search task, the participants must decide on accommodation for a mutual vacation. Each participant is given a different set of accommodation criteria (e.g., “The hotel should have a pool” or “The hotel should have at least 4 stars”). However, the task is designed so that no hotel meets all criteria. Therefore, participants must discuss, negotiate, and consider their criteria to find the “optimal” solution. The tasks represent a controllable representative of collaborative activities, where the collaborators must




Figure 5: Study apps. a) List webpage of hotels. b) Mural whiteboard of hotels for sense-making. c) Google doc for note-taking.

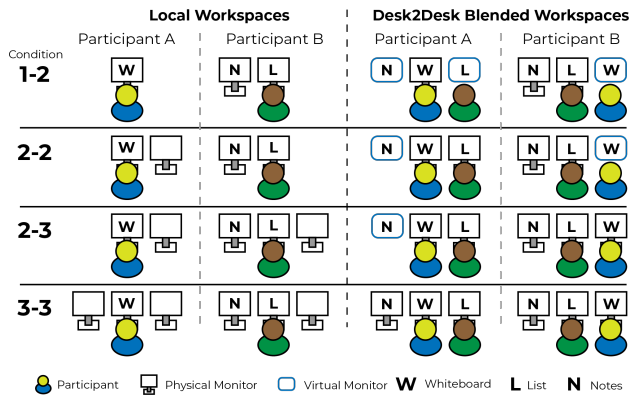


Figure 6: Workspace combinations for user study.

compare options, negotiate, and agree on a final solution. Furthermore, awareness of each other’s activity and attention is beneficial, but not required, to solve the task.

We adopted the task in the following ways. Two participants worked together in separate rooms and workspaces. The workspaces differed in the number of monitors, and their layout (cf. subsection 4.2). The collaborators had at their disposal a custom website (Figure 5a) containing a list of hotels and their information (e.g., price, number of stars), a shared online Mural³ whiteboard with attached images of hotels for sense-making (Figure 5b), and a blank shared Google Doc⁴ to take notes (Figure 5c). To solve the task, participants had to agree on a hotel from a set of 36 fictive hotels. We adopted the same set of hotels and criteria as in previous work by Fink et al. [19]. At the beginning of the task, participants received a printed sheet with their personal criteria (four for each participant). As no hotel met all criteria, participants had to negotiate, discuss, and agree on a final hotel. Participants were asked to make as few concessions as possible. Participants were informed that they could organize the whiteboard, take notes, and use the hotel list as they wished. Participants were asked to keep a single window open on each monitor. The participants notified the examiners when they had agreed on a hotel. We kept a time limit of 15 minutes to keep

³<https://www.mural.co/>
⁴<https://docs.google.com/>



Figure 7: The two physical environments used for the study. The figure illustrates the 1-2 condition.

the whole study within a reasonable time and to ensure consistency between pairs and integration modes.

4.2 Study Environments and Apparatus

We used two rooms for the study to represent the remote setting. Each room was equipped with a workspace. Each workspace had an office desk and chair, a desktop computer, a mouse and keyboard, and a Meta Quest Pro (Figure 7). To include a varying set of workspaces to evaluate our system, the physical display configuration varied for each participant. We used four unique combinations of the number of physical monitors between workspaces (Figure 6 left). These layouts were decided by the number of applications required for the task (in total 3 physical screens before integration), and represent the most common layouts found in a previous survey of workspace device configurations [73]. All workspaces had horizontal monitor layouts for the sake of simplicity of study. The workspaces were already defined via the Oculus Room Setup before participants arrived. In the study, the collaborator’s virtual avatar was always placed on the right side of the participant for both participants to guarantee retargeting during the study. Finally, the applications were distributed between participants to enable interaction for both encourage collaboration. The list and the note application were always paired to allow easy transfer of information from the list to the note document, and the other participant always had the whiteboard. For Desk2Desk, optimization was performed online when participants connected and merged their workspaces.



Figure 8: Study integration modes for our study. Left: Desk2Desk. Right: Clone baseline.

4.3 Study Integration Modes

We compared two workspace integrations, Desk2Desk and a “Clone” baseline (Figure 8). In the Clone integration baseline, the remote collaborator’s whole workspace was spawned next to the local user’s workspace to mimic sitting at desks next to each other. In addition to the apps shown in Figure 5, participants also had access to the Zoom videoconferencing app that could be used to share screens between users. We opted for an MR-based baseline compared to a typical desktop teleconferencing system as we anticipated that the weight and limited display and passthrough resolution of modern HMDs would have a significant impact on results. We used the following Desk2Desk parameters for the study based on extensive pilot testing: Weightings: $w_a = 0.2$, $w_m = 0.2$, $w_v = 0.5$, and $w_p = 0.1$. Voxel parameters: $D_u = 0.5m$, $d_c = 0.1m$. Retargeting parameters: $b_{scale} = 1.3$, $s_t = 0.5s$, $D_r = 0.42m$, $p_t = 0.1s$ for hand pointing and $p_t = 0.3s$ for head pointing.

4.4 Procedure and Participants

We recruited 8 pairs of participants (N=16, 8 male, 8 female) from a local university. The average age of the participants was 23.1 years (SD = 1.5). Participants were welcomed and brought to a common room. After being informed about the study, participants signed a consent form, completed a demographic questionnaire and chose one of 36 standard Meta Avatars as their virtual representation. The study was approved by the university ethics board. All participants rated their individual experience with AR/VR HMDs (e.g., Meta Quest or Microsoft HoloLens) and teleconferencing systems (e.g., Zoom or Skype) from “never” to “daily”, as well as their familiarity with their collaborator (from “met first time” to “very familiar”) on a 5-point Likert scale. Among the 16 participants, 9 had tried AR/VR HMDs “on occasion”, while 7 had “never tried it before”; 11 participants used teleconferencing systems on a “weekly” basis, 3 on a “daily” basis and 2 “on occasion”; 8 participants met their collaborator for the “first time”, 5 were “very familiar”, 2 were “acquainted with”, and 1 was “familiar” with their study partner.

The participants were then separately introduced to their designated workspace, the study task, and the task applications. The participant then put on the HMD, and the examiner introduced the first integration condition. The workspaces were then merged by participants pressing a virtual “Join” button when ready, the examiners ensured that the collaborators could hear and see each other, and the participants received their task descriptions with individual hotel criteria on a sheet of paper. The participants then

completed the task with one of the integration conditions. After 15 minutes of performing the task, participants answered a post-task questionnaire containing the Raw NASA Task load index [26], System Usability Scale (SUS) [2], and spatial and social components of the Temple Presence Inventory (TPI) [41] to gather perceived workload, usability, and presence, respectively, along with a set of questions regarding their collaboration and workspace layout. The participants then completed the task again with the second integration condition and a second set of personal hotel criteria. The integration condition was counterbalanced with a balanced Latin square. After completing the task with both integration modes, the examiners conducted semi-structured interviews about their experiences and opinions. The interviews were conducted separately to ensure that they were unaware of any differences in workspace layout to minimize bias. The study took on average 90 minutes to complete and participants were compensated 25 CAD.

4.5 Analysis

As the goal of Desk2Desk is to encourage side-by-side collaboration, we analyzed participants behavior during collaboration, answers from semi-structured interviews and questionnaires. To understand how workspace integration influenced communication between pairs, all video and audio recordings and transcripts were coded for references and acknowledgments. Each time a participant made an acknowledged reference, the type and time were recorded in the transcript. Reference codes (Table 2) were based on previous work that aimed to improve remote pairwise collaboration using visual attention cues [5, 12]. Two coders performed the analysis. Each transcribed trial was analyzed by one coder and then reviewed by the other. The roles between coders rotated for each trial. After coding, we counted the number of occurrences that each pair of participants made under each experimental condition.

5 RESULTS

The participants were able to complete the task within the allotted time limit for both Desk2Desk and Clone. As such, we structure our results based on user behavior during collaboration, and subjective feedback from questionnaire and interview results.

5.1 Speech and Gesture Results

As participant pairs worked together on finding the hotel, each had to make references to different hotels, notes, screens and imaged across the workspaces. We counted the number of utterances of each reference type from Table 2 as they completed the tasks. As each pair performed the same set of tasks within the same timeframe (15 minutes) we also normalized the values to produce a fraction of each reference type. The count and distribution of references can be seen in Figure 9. Wilcoxon signed ranked tests between study conditions showed that participants performed more pointing gestures in Desk2Desk ($z=2.12$, $p=.034$, $r=.61$), highlighting how integrating the workspaces combined with side-by-side collaboration encourages users to physically point to indicate attention. Although participants tended to make more references in Desk2Desk, we found no other statistically significant differences.

Table 2: Communication coding during task based on previous work on attention cue visualizations [5, 12].

(a) Context	Reference to a monitor based on its location within the workspace. For example “Top Left Corner”.
(b) Select	Implicit verbal reference by pointing with the cursor or highlighting text or elements
(b) Pointer	Implicit verbal reference by pointing with their hand to highlight a monitor or element directly and optionally utter words like “this”, “over here.”, or directly mentioning “where I’m pointing”.
(c) User Relative	Reference to an element in relation to the frame of reference of the other user, such as: “on your right/left side”, “close to/far from you”, “above/below you”.
(d) Deictic	Deictic reference such as “this”, “that” or “here”, or when a participant directly refers to their gaze, for example, “Right where I am looking”.
(e) Temporal	Reference to an element previously referenced, such as “before, after, or earlier”.
(f) Element	Explicit reference to an element on the monitor.
(g) Sequential	Reference to a monitor or element on the monitor by naming a number representing the element, for example, “Shall we move to the third monitor”. An alternative expression might consist of the participant suggesting moving the collaboration focus to the next or previous monitor/element.
(h) Color	Reference to an element by naming its color.

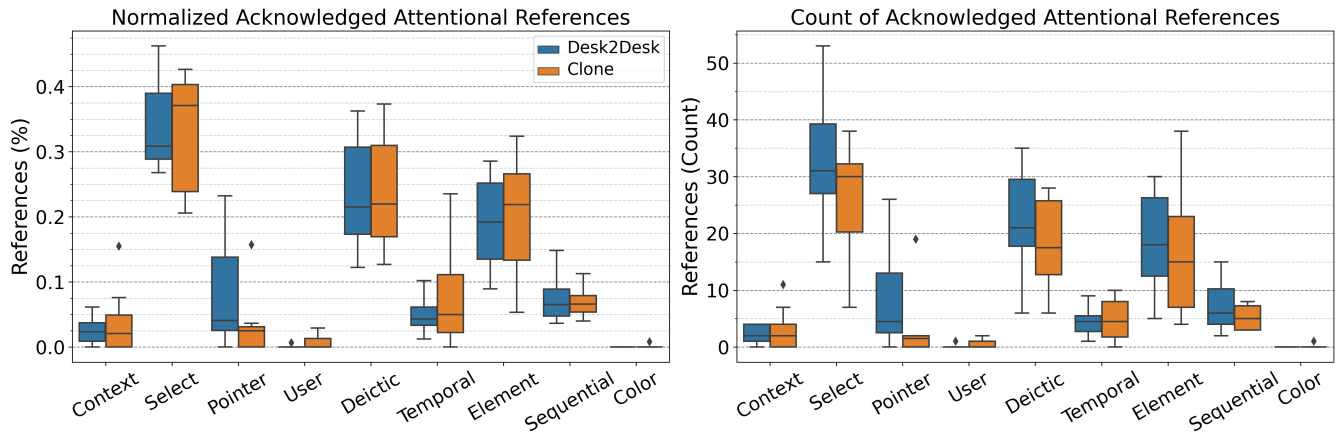


Figure 9: Fraction (left) and count (right) of each reference type uttered by the pair in the two experimental conditions.

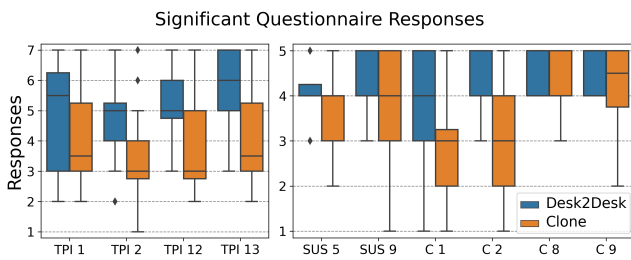


Figure 10: Quartiles of significant questionnaire responses.

5.2 Questionnaire Results

We collected responses on TPI, NASA TLX, SUS and workspace, and collaboration-based questionnaires. In this section, we include the questions that were found significant through Wilcoxon signed ranked tests (Figure 10). For all questionnaire results, please refer to the supplemental material.

Questionnaire results were generally in favour of Desk2Desk over Clone. For spatial presence questions, participants felt significantly more that “objects and people you saw/heard had come to the place you were” (TPI 1: $z=2.41, p=.016, r=.69$) in Desk2Desk ($M=5.0, SD=1.75$) compared to Clone ($M=4.19, SD=1.68$). Tests also showed a significant difference (TPI 2: $z=2.79, p=.005, r=.81$) in favour of Desk2Desk ($M=4.81, SD=1.56$) over Clone ($M=3.50, SD=1.55$) when it comes to their feeling of “they could reach out and touch the objects or people they saw/heard”.

For social presence TPI questions, Wilcoxon tests showed significance (TPI 12: $z=2.82, p=.004, r=.81$) in favor of Desk2Desk ($M=5.13, SD=1.09$) over Clone ($M=3.87, SD=1.75$) when asked about their level of “control over the interaction with the person or people they saw/heard”. Furthermore participants felt that it felt significantly more “like someone they saw/heard in the environment was talking directly to them” for Desk2Desk (TPI 13: $z=2.98, p=.003, r=.86, M=5.75, SD=1.24$) over Clone ($M=4.19, SD=1.83$).

SUS results showed significance (SUS 5: $z=2.65, p=.008, r=.77$) in favor of Desk2Desk ($M=4.06, SD=.68$) over Clone ($M=3.62, SD=.72$) for how well “functions in the system are integrated”. Results also

showed they felt more “confident” using Desk2Desk (SUS 9: $z=2.23$, $p=.026$, $r=.64$, $M=4.06$, $SD=.68$) over Clone ($M=3.62$, $SD=.719$).

For questions regarding their collaboration, participant felt more like “they were working side-by-side” for Desk2Desk (C 1: $z=2.63$, $p=.009$, $r=.76$, $M=3.75$, $SD=1.18$) over Clone ($M=2.88$, $SD=1.03$). Participants also reported that they felt that they were “performing the tasks in the same environment” for Desk2Desk (C 2: $z=2.92$, $p=.004$, $r=.84$, $M=4.19$, $SD=.75$) over Clone ($M=2.94$, $SD=1.12$). When asked whether they felt that “my partner could understand my actions” they indicated that Desk2Desk was significantly better (C 8: $z=2.45$, $p=.014$, $r=.71$, $M=4.68$, $SD=.48$) over Clone ($M=4.31$, $SD=.70$). Finally, participants said it was significantly easier to “understand what was happening in the workspace” for Desk2Desk (C 9: $z=2.12$, $p=.034$, $r=.64$, $M=4.69$, $SD=.48$) over Clone ($M=4.12$, $SD=1.09$).

5.3 Interview Results

At the end of the study we performed a semi-structured interview to ask them about their opinions about the two integration modes, the collaborator visualizations, and the workspace layout.

5.3.1 Comparing Integration Modes. When asked to compare the two integration modes, a majority (15 of 16) of participants preferred Desk2Desk over the Clone baseline. Participants mentioned that Desk2Desk made them feel more collaborative: “it gives me a sense that we are working together” (P3_2) and “it feels like someone sitting next to you like a real person” (P2_2). Participants also highlighted the capability of dynamically adding and placing screens: “I really like Desk2Desk because you can add more screens. [...] It’s just way more usable. It feels like it really increases our productivity” (P8_2) and “I can see both my screen and the other person’s screen. That’s much better than if you are just doing screen share” (P7_2). Finally participants mentioned that it was easier to focus on the same part of the workspace with Desk2Desk. P4_2 mentioned “since we are focussing on the same screen, it’s easier for us to focus on the same task and understand what each other mean”. Participants who performed the task with a lower amount of screens mentioned the usefulness of being able to add additional virtual displays in comparison to sharing over Zoom. P8_1 stated that “When there are multiple screens it is much easier to know if my partner is looking at the same screen. This is much easier for us to communicate with each other to see what we are trying to talk about”. P5_1 confirmed this view by stating that “Being able to see my partner’s screen at the same time I can see my screen is a very good benefit”. One participant mentioned that they prefer the baseline due to their familiarity with Zoom. P7_1 stated “It was similar to working with Zoom, I did not feel like adding more screens was that much efficient”.

5.3.2 Collaborator Visualizations. When asked about their collaborator’s avatar and the screen highlighting the responses were varied. A subset of participants enjoyed their collaborator’s avatar. P6_2 stated “I liked the partner’s avatar which is right next to me. It actually made me feel like we were working together” and P5_1 added “I think the avatar is great. I can see not only the avatar’s face but also the hand movement”. Finally, (P4_2) stated “When I’m wondering what my partner is doing I look at the avatar”. However, participants also mentioned that they did not pay attention to the avatar due to the side-by-side collaborative nature. P7_2 mentioned that “I think I

only focus on the screens” while P6_1 added “The person sitting next to me does not make me complete the task faster, but it is probably giving me some emotional support”. Participants also mentioned that the desktop setup reduced the need for physical interaction between participants “Because we are also using the mouse, sometimes there is no need to physically point at the screen” (P6_2). Finally, participants mentioned the cartoon style of the avatar, “It was too cartoonish to feel immersive. With eye tracking and more realism it would feel like I’m working with a real person” (P2_2).

Regarding the screen highlighting, participants mentioned that it was beneficial for collaboration and guiding attention. P2_2 mentioned that “If my partner wants to talk about a screen, I can see the highlight”. Participants especially thought the highlighting was beneficial together with mouse movements as the highlighting represents the general area of attention while the mouse is used for further refinement. P7_2 mention that “The screen highlighting only shows the current screen. [...] For more detail we would look at the mouse”. P6_1 added “I felt aware of my partner because I could see the mouse moving and whether she is looking at my screen or not”.

5.3.3 Workspace Layout. When asked about the screen layouts generated by Desk2Desk, participants mentioned that the screens were “very clearly laid out” (P3_1) and that “The layout is kind of typical, like it’s very comfortable” (P6_1). Participants further mentioned that the layout was comfortable for them “I like having vertical and horizontal screens. [...] It feels very comfortable to use.” (P8_2), “The screens are compact and you can see all screens at one.” (P7_2), and “the screen setting is familiar so I don’t need to think why the layout looks like this.” by P6_1.

6 DISCUSSION

In this paper, we contributed Desk2Desk, an optimization-based approach to merge two MR workspaces to enable remote side-by-side collaboration that accounts for each user’s local physical environment. Desk2Desk enables the integration of significantly varying physical environments, as virtual screens can be adaptively spawned and moved to fill the “gaps” between workspaces. Any resulting inconsistencies caused by physical limitations and differences between user environments are handled by retargeting to ensure consistency in gaze and pointing directions. Fundamentally, our approach enables both collaborators the sensation of working side-by-side with someone from their own private workspace.

Our study results showed that participants could efficiently collaborate between varying workspace combinations compared to a baseline based on Zoom. This highlights the utility of our optimization approach, as participants mentioned that the generated workspaces felt comfortable and natural. A further benefit of the MR workspace is that it can effectively utilize vertical free space which are underutilized by physical screens. Participants mentioned that utilizing space above the physical screen was good, as it reduced the need for back-and-forth head movements caused by wide horizontal workspaces. Furthermore, our pre-solving approach makes use of existing, unutilized physical screen to keep workspaces decluttered.

A fundamental benefit of Desk2Desk is its ability to adaptively spawn additional screens to enable multi-screen sharing without occluding users’ own screens. This feature was especially highlighted by participants with only a single screen, who mentioned that they




Figure 11: Participant hand postures during the study were often outside of the tracking range.

became more passive during the baseline, as they had to choose between looking at their own screen content or their collaborator’s shared screen. Desk2Desk also enables gaze and pointing gestures as additional cues for collaboration. Although they may not be necessary for side-by-side collaboration, participants mentioned that it increased immersion and their feeling of collaboration.

Our retargeting approach is essential in dealing with the unavoidable physical misalignment between workspaces. The participants mentioned that the avatars helped them get immersed in the collaboration and the frequent use of pointing gestures during study tasks showcased its utility. Furthermore, multiple participants mentioned that they referred to the collaborator’s head direction to understand their current attention and actions. However, it became apparent from the study that hand-tracking struggle in workspace settings. As seen in Figure 11, participants would frequently move their hands to a comfortable position beyond the hand-tracking area (e.g., behind their head, sitting on or leaning on them). This would cause the avatar arms to move into unexpected positions. However, this was not noticed by participants, as focus was mainly directed towards the displays.

The balance between maximizing workspace consistency between users while minimizing workspace modification and maximizing utility is an important trade-off exposed by our objectives. Through pilot testing, we found that prioritizing individual workspaces was more beneficial even with increased retargeting. However, with tasks that require more User Relative references (e.g. “on your left”), it is reasonable to speculate that minimizing retargeting should be prioritized. Furthermore, our work prioritized overall shape-alignment of workspaces rather than individual screen-pairings between users. We believe that prioritizing shape-alignment avoids unexpected screen placements in cases of sharing immovable physical screens. However, User Relative and Context (e.g. “Top left corner”) references then become less useful and may cause confusion. Future work should investigate these trade-offs and supporting more communication cues to further collaboration.

Finally, our optimization approach of prioritizing the semantic utility of screens, the consistency of screen positions between users, and minimizing changes to the local MR workspace is complementary to other work that has investigated adaptive interfaces using, for example, cognitive load [38], social acceptability [45], and ergonomics [15]. A key contrast to these works is that our adaptation is done for multiple users. This opens up a significant design space where collaborative and multi-user objectives and constraints can

be designed and evaluated to create desirable and novel interface behaviors in multi-user settings.

6.1 Future Work and Limitations

Our work can be expanded in multiple directions. Although our system allows for the sharing of screens, only the sharer is able to interact with the screen. Multiple participants mentioned that more integration would be beneficial, i.e., allowing both users to interact with shared screens. This would also increase the feeling of working together side by side. Another avenue of expansion is to incorporate common movable physical devices such as laptops and tablets into the optimization. Currently, we assume that the physical objects are not changeable and that the workspace remains stationary after integration. Being able to continuously update the workspace layout would enable more dynamic collaborative behaviors and more flexibility in supported workspace layouts. Furthermore, our system is limited to typical desktop windows operated by mouse and keyboard. Extending to merge these windows with virtual windows that can be interactable via VR interaction like direct touch could be a future avenue for expansion. Finally, our system could be expanded beyond two users to support workspace-based collaborative tasks with additional users (e.g. mob programming).

The main technical limitation of our work is the limited resolution of the HMD and pass-through. Most modern pass-through HMDs struggle to show physical display content. Therefore, we overlaid virtual windows on top of the physical screens to minimize the effect of this limitation. Even then, we needed to significantly lower the display resolution (1280×720) than is typically supported by physical screens. This was a major participant complaint mentioned during our user study. As pass-through and display technology improves, we expect this to become less of an issue.

Finally, we believe that our approach would benefit from additional controlled studies and longitudinal evaluations. There are an almost infinite number of layout combinations, of which we only formally evaluated a few. Future studies can focus on integrating the vast permutations of possible workspace layouts [73], and extreme use cases (e.g., when there is not enough space for all screens). Furthermore, it would be interesting to longitudinally study our system as a replacement for typical videoconferencing systems such as Zoom. Previous research has shown that working completely in VR can be demanding [3]. However, one can imagine that the user only wears our headset when doing certain collaborative remote meetings. We believe that such studies would inspire future adaptive and collaborative systems.

7 CONCLUSION

We have presented Desk2Desk, an optimization-based approach for integrating remote MR workspaces for side-by-side collaboration. Our novel approach shows that established optimization techniques for layout optimization can be extended to collaborative scenarios. Results from our user study show that adaptive workspaces are effective for providing collaborators with shared information and to support collaboration and immersion, especially in workspaces with few physical screens. We believe that our work opens up new avenues for collaborative adaptive systems that integrate virtual workspaces and interfaces with familiar physical counterparts.

REFERENCES

- [1] Huidong Bai, Prasanth Sasikumar, Jing Yang, and Mark Billinghurst. 2020. A User Study on Mixed Reality Remote Collaboration with Eye Gaze and Hand Gesture Sharing. In *Proceedings of the 2020 CHI Conference on Human Factors in Computing Systems* (Honolulu, HI, USA) (CHI '20). Association for Computing Machinery, New York, NY, USA, 1–13. <https://doi.org/10.1145/3313831.3376550>
- [2] Aaron Bangor, Philip T. Kortum, and Miller James T. 2008. An Empirical Evaluation of the System Usability Scale. *International Journal of Human-Computer Interaction* 24, 6 (2008), 574–594. <https://doi.org/10.1080/10447310802205776>
- [3] Verena Biener, Snehanjali Kalamkar, Negar Nouri, Eyal Ofek, Michel Pahud, John J. Dudley, Jinghui Hu, Per Ola Kristensson, Maheshya Weerasinghe, Klen Čopič Pucihar, Matjaž Kljun, Stephan Streuber, and Jens Grubert. 2022. Quantifying the Effects of Working in VR for One Week. *IEEE Transactions on Visualization and Computer Graphics* 28, 11 (2022), 3810–3820. <https://doi.org/10.1109/TVCG.2022.3203103>
- [4] Verena Biener, Daniel Schneider, Travis Gesslein, Alexander Otte, Bastian Kuth, Per Ola Kristensson, Eyal Ofek, Michel Pahud, and Jens Grubert. 2020. Breaking the Screen: Interaction Across Touchscreen Boundaries in Virtual Reality for Mobile Knowledge Workers. *IEEE Transactions on Visualization & Computer Graphics* 26, 12 (dec 2020), 3490–3502. <https://doi.org/10.1109/TVCG.2020.3023567>
- [5] Riccardo Bovo, Daniele Giunchi, Ludwig Sidenmark, Joshua Newn, Hans Gellersen, Enrico Costanza, and Thomas Heinis. 2023. Speech-Augmented Cone-of-Vision for Exploratory Data Analysis. In *Proceedings of the 2023 CHI Conference on Human Factors in Computing Systems* (Hamburg, Germany) (CHI '23). Association for Computing Machinery, New York, NY, USA, Article 162, 18 pages. <https://doi.org/10.1145/3544548.3581283>
- [6] Judee K Burgoon and Aaron E Bacue. 2003. Nonverbal communication skills. *Handbook of communication and social interaction skills* (2003), 179–219.
- [7] Yifei Cheng, Yukang Yan, Xin Yi, Yuanchun Shi, and David Lindlbauer. 2021. SemanticAdapt: Optimization-Based Adaptation of Mixed Reality Layouts Leveraging Virtual-Physical Semantic Connections. In *The 34th Annual ACM Symposium on User Interface Software and Technology* (Virtual Event, USA) (UIST '21). Association for Computing Machinery, New York, NY, USA, 282–297. <https://doi.org/10.1145/3472749.3474750>
- [8] Yi Fei Cheng, Christoph Gebhardt, and Christian Holz. 2023. InteractionAdapt: Interaction-Driven Workspace Adaptation for Situated Virtual Reality Environments. In *Proceedings of the 36th Annual ACM Symposium on User Interface Software and Technology* (San Francisco, CA, USA) (UIST '23). Association for Computing Machinery, New York, NY, USA, Article 109, 14 pages. <https://doi.org/10.1145/3586183.3606717>
- [9] Herbert H. Clark and Susan E. Brennan. 1991. Grounding in communication. *Perspectives on socially shared cognition* (1991), 127–149. <https://doi.org/10.1037/10096-006>
- [10] J Carlton Collins. 2011. Increase productivity with multiple monitors. *J. Account* (2011).
- [11] Mary Czerwinski, Greg Smith, Tim Regan, Brian Meyers, George G. Robertson, and Gary K. Starkweather. 2003. Toward Characterizing the Productivity Benefits of Very Large Displays. In *Human-Computer Interaction INTERACT '03: IFIP TC13 International Conference on Human-Computer Interaction, 1st-5th September 2003, Zurich, Switzerland, Matthias Rauterberg, Marino Menozzi, and Janet Wesson (Eds.)*. IOS Press.
- [12] Sarah D'Angelo and Andrew Begel. 2017. Improving Communication Between Pair Programmers Using Shared Gaze Awareness. In *Proceedings of the 2017 CHI Conference on Human Factors in Computing Systems* (Denver, Colorado, USA) (CHI '17). Association for Computing Machinery, New York, NY, USA, 6245–6290. <https://doi.org/10.1145/3025453.3025573>
- [13] Jay S. Efran. 1968. Looking for approval: Effects on visual behavior of approbation from persons differing in importance. *Journal of Personality and Social Psychology* 10, 1 (1968), 21–25. <https://doi.org/10.1037/h0026383>
- [14] Alex Endert, Lauren Bradel, Jessica Zeitz, Christopher Andrews, and Chris North. 2012. Designing Large High-Resolution Display Workspaces. In *Proceedings of the International Working Conference on Advanced Visual Interfaces* (Capri Island, Italy) (AVI '12). Association for Computing Machinery, New York, NY, USA, 58–65. <https://doi.org/10.1145/2254556.2254570>
- [15] João Marcelo Evangelista Belo, Anna Maria Feit, Tiare Feuchtner, and Kaj Grøn-bæk. 2021. XRgonomics: Facilitating the Creation of Ergonomic 3D Interfaces. In *Proceedings of the 2021 CHI Conference on Human Factors in Computing Systems* (, Yokohama, Japan,) (CHI '21). Association for Computing Machinery, New York, NY, USA, Article 290, 11 pages. <https://doi.org/10.1145/3411764.3445349>
- [16] João Marcelo Evangelista Belo, Mathias N. Lystbæk, Anna Maria Feit, Ken Pfeuffer, Peter Kån, Antti Oulasvirta, and Kaj Grøn-bæk. 2022. AUIT – the Adaptive User Interfaces Toolkit for Designing XR Applications. In *Proceedings of the 35th Annual ACM Symposium on User Interface Software and Technology* (Bend, OR, USA) (UIST '22). Association for Computing Machinery, New York, NY, USA, Article 48, 16 pages. <https://doi.org/10.1145/3526113.3545651>
- [17] Andreas Fender, David Lindlbauer, Philipp Herholz, Marc Alexa, and Jörg Müller. 2017. HeatSpace: Automatic Placement of Displays by Empirical Analysis of User Behavior. In *Proceedings of the 30th Annual ACM Symposium on User Interface Software and Technology* (Québec City, QC, Canada) (UIST '17). Association for Computing Machinery, New York, NY, USA, 611–621. <https://doi.org/10.1145/3126594.3126621>
- [18] Catarina G. Fidalgo, Mauricio Sousa, Daniel Mendes, Rafael Kuffner Dos Anjos, Daniel Medeiros, Karan Singh, and Joaquim Jorge. 2023. MAGIC: Manipulating Avatars and Gestures to Improve Remote Collaboration. In *2023 IEEE Conference Virtual Reality and 3D User Interfaces (VR)*. 438–448. <https://doi.org/10.1109/VR55154.2023.00059>
- [19] Daniel Immanuel Fink, Johannes Zagermann, Harald Reiterer, and Hans-Christian Jetter. 2022. Re-Locations: Augmenting Personal and Shared Workspaces to Support Remote Collaboration in Incongruent Spaces. *Proc. ACM Hum.-Comput. Interact.* 6, ISS, Article 556 (nov 2022), 30 pages. <https://doi.org/10.1145/3567709>
- [20] B. Fröhler, C. Anthes, F. Pointecker, J. Friedl, D. Schwajda, A. Riegler, S. Tripathi, C. Holzmann, M. Brunner, H. Jodlbauer, H.-C. Jetter, and C. Heinzl. 2022. A Survey on Cross-Virtuality Analytics. *Computer Graphics Forum* 41, 1 (2022), 465–494. <https://doi.org/10.1111/cgf.14447>
- [21] Jens Emil Sloth Grøn-bæk, Ken Pfeuffer, Eduardo Velloso, Morten Astrup, Melanie Isabel Sønderkær Pedersen, Martin Kjær, Germán Leiva, and Hans Gellersen. 2023. Partially Blended Realities: Aligning Dissimilar Spaces for Distributed Mixed Reality Meetings. In *Proceedings of the 2023 CHI Conference on Human Factors in Computing Systems* (Hamburg, Germany) (CHI '23). Association for Computing Machinery, New York, NY, USA, Article 456, 16 pages. <https://doi.org/10.1145/3544548.3581515>
- [22] Jens Emil Sloth Grøn-bæk, Juan Sánchez Esquivel, Germán Leiva, Eduardo Velloso, Hans Gellersen, and Ken Pfeuffer. 2024. Blended Whiteboard: Physicality and Reconfigurability in Remote Mixed Reality Collaboration. In *Proceedings of the CHI Conference on Human Factors in Computing Systems* (Honolulu, HI, USA) (CHI '24). Association for Computing Machinery, New York, NY, USA, Article 798, 16 pages. <https://doi.org/10.1145/3613904.3642293>
- [23] Jonathan Grudin. 2001. Partitioning Digital Worlds: Focal and Peripheral Awareness in Multiple Monitor Use. In *Proceedings of the SIGCHI Conference on Human Factors in Computing Systems* (Seattle, Washington, USA) (CHI '01). Association for Computing Machinery, New York, NY, USA, 458–465. <https://doi.org/10.1145/365024.365312>
- [24] Carl Gutwin and Saul Greenberg. 2002. A Descriptive Framework of Workspace Awareness for Real-Time Groupware. *Computer Supported Cooperative Work (CSCW)* 11, 3 (01 Sep 2002), 411–446. <https://doi.org/10.1023/A:1021271517844>
- [25] John Paulin Hansen, Vijay Rajanna, I. Scott MacKenzie, and Per Bækgaard. 2018. A Fitts' law study of click and dwell interaction by gaze, head and mouse with a head-mounted display. In *Proceedings of the Workshop on Communication by Gaze Interaction* (Warsaw, Poland) (COGAIN '18). Association for Computing Machinery, New York, NY, USA, Article 7, 5 pages. <https://doi.org/10.1145/3206343.3206344>
- [26] Sandra G. Hart. 2006. Nasa-Task Load Index (NASA-TLX); 20 Years Later. *Proceedings of the Human Factors and Ergonomics Society Annual Meeting* 50, 9 (2006), 904–908. <https://doi.org/10.1177/154193120605000909>
- [27] Adrian H. Hoppe, Florian van de Camp, and Rainer Stiefelhagen. 2021. ShiSha: Enabling Shared Perspective With Face-to-Face Collaboration Using Redirected Avatars in Virtual Reality. *Proc. ACM Hum.-Comput. Interact.* 4, CSCW3, Article 251 (jan 2021), 22 pages. <https://doi.org/10.1145/3432950>
- [28] Dugald Ralph Hutchings, Greg Smith, Brian Meyers, Mary Czerwinski, and George Robertson. 2004. Display Space Usage and Window Management Operation Comparisons between Single Monitor and Multiple Monitor Users. In *Proceedings of the Working Conference on Advanced Visual Interfaces* (Gallipoli, Italy) (AVI '04). Association for Computing Machinery, New York, NY, USA, 32–39. <https://doi.org/10.1145/989863.989867>
- [29] Hans-Christian Jetter, Jens Gerken, Michael Zöllner, Harald Reiterer, and Natasa Milic-Frayling. 2011. Materializing the Query with Facet-Streams: A Hybrid Surface for Collaborative Search on Tabletops. In *Proceedings of the SIGCHI Conference on Human Factors in Computing Systems* (Vancouver, BC, Canada) (CHI '11). Association for Computing Machinery, New York, NY, USA, 3013–3022. <https://doi.org/10.1145/1978942.1979390>
- [30] Allison Jing, Kieran William May, Mahnoor Naeem, Gun Lee, and Mark Billinghurst. 2021. EymR-Vis: Using Bi-Directional Gaze Behavioural Cues to Improve Mixed Reality Remote Collaboration. In *Extended Abstracts of the 2021 CHI Conference on Human Factors in Computing Systems* (Yokohama, Japan) (CHI EA '21). Association for Computing Machinery, New York, NY, USA, Article 283, 7 pages. <https://doi.org/10.1145/3411763.3451844>
- [31] Jiho Kang, Dongseok Yang, Taehei Kim, Yewon Lee, and Sung-Hee Lee. 2023. Real-time Retargeting of Deictic Motion to Virtual Avatars for Augmented Reality Telepresence. In *2023 IEEE International Symposium on Mixed and Augmented Reality (ISMAR)*. 885–893. <https://doi.org/10.1109/ISMAR59233.2023.00104>
- [32] David Kirk, Tom Rodden, and Danae Stanton Fraser. 2007. Turn it this way: grounding collaborative action with remote gestures. In *Proceedings of the SIGCHI Conference on Human Factors in Computing Systems* (San Jose, California, USA) (CHI '07). Association for Computing Machinery, New York, NY, USA, 1039–1048. <https://doi.org/10.1145/1240624.1240782>

- [33] Robert E. Kraut, Susan R Fussell, and Jane Siegel. 2003. Visual Information as a Conversational Resource in Collaborative Physical Tasks. *Human-Computer Interaction* 18, 1-2 (2003), 13–49. https://doi.org/10.1207/S15327051HCI1812_2
- [34] Benjamin Lee, Xiaoyun Hu, Maxime Cordeil, Arnaud Prouzeau, Bernhard Jenny, and Tim Dwyer. 2021. Shared Surfaces and Spaces: Collaborative Data Visualisation in a Co-located Immersive Environment. *IEEE Transactions on Visualization and Computer Graphics* 27, 2 (2021), 1171–1181. <https://doi.org/10.1109/TVCG.2020.3030450>
- [35] Nicolas H. Lehment, Daniel Merget, and Gerhard Rigoll. 2014. Creating automatically aligned consensus realities for AR videoconferencing. In *2014 IEEE International Symposium on Mixed and Augmented Reality (ISMAR)*. 201–206. <https://doi.org/10.1109/ISMAR.2014.6948428>
- [36] Zhen Li, Michelle Annett, Ken Hincley, Karan Singh, and Daniel Wigdor. 2019. HoloDoc: Enabling Mixed Reality Workspaces That Harness Physical and Digital Content. In *Proceedings of the 2019 CHI Conference on Human Factors in Computing Systems* (Glasgow, Scotland Uk) (*CHI '19*). Association for Computing Machinery, New York, NY, USA, 1–14. <https://doi.org/10.1145/3290605.3300917>
- [37] David Lindlbauer. 2022. The Future of Mixed Reality is Adaptive. *XRDS* 29, 1 (oct 2022), 26–31. <https://doi.org/10.1145/3558191>
- [38] David Lindlbauer, Anna Maria Feit, and Otmar Hilliges. 2019. Context-aware online adaptation of mixed reality interfaces. *UIST 2019 - Proceedings of the 32nd Annual ACM Symposium on User Interface Software and Technology*, 147–160. <https://doi.org/10.1145/3332165.3347945>
- [39] Chen Ling, Alex Stegman, Chintan Barbhaya, and Randa Shehab. 2017. Are Two Better Than One? A Comparison Between Single- and Dual-Monitor Work Stations in Productivity and User's Windows Management Style. *International Journal of Human-Computer Interaction* 33, 3 (2017), 190–198. <https://doi.org/10.1080/10447318.2016.1231392>
- [40] Lars Lischke, Sven Mayer, Katrin Wolf, Niels Henze, Harald Reiterer, and Albrecht Schmidt. 2016. Screen arrangements and interaction areas for large display work places. *PerDis 2016 - Proceedings of the 5th ACM International Symposium on Pervasive Displays*, 228–234. <https://doi.org/10.1145/2914920.2915027>
- [41] Matthew Lombard, Theresa B Ditton, and Lisa Weinstein. 2009. Measuring presence: the temple presence inventory. In *Proceedings of the 12th annual international workshop on presence*. 1–15.
- [42] Weizhou Luo, Anke Lehmann, Hjalmar Widengren, and Raimund Dachselt. 2022. Where Should We Put It? Layout and Placement Strategies of Documents in Augmented Reality for Collaborative Sensemaking. In *Proceedings of the 2022 CHI Conference on Human Factors in Computing Systems* (New Orleans, LA, USA) (*CHI '22*). Association for Computing Machinery, New York, NY, USA, Article 627, 16 pages. <https://doi.org/10.1145/3491102.3501946>
- [43] Nicolai Marquardt, Ken Hincley, and Saul Greenberg. 2012. Cross-Device Interaction via Micro-Mobility and f-Formations. In *Proceedings of the 25th Annual ACM Symposium on User Interface Software and Technology* (Cambridge, Massachusetts, USA) (*UIST '12*). Association for Computing Machinery, New York, NY, USA, 13–22. <https://doi.org/10.1145/2380116.2380121>
- [44] Mark McGill, Aidan Kehoe, Euan Freeman, and Stephen Brewster. 2020. Expanding the Bounds of Seated Virtual Workspaces. *ACM Trans. Comput.-Hum. Interact.* 27, 3, Article 13 (may 2020), 40 pages. <https://doi.org/10.1145/3380959>
- [45] Daniel Medeiros, Mark McGill, Alexander Ng, Robert McDermid, Nadia Pantidi, Julie Williamson, and Stephen Brewster. 2022. From Shielding to Avoidance: Passenger Augmented Reality and the Layout of Virtual Displays for Productivity in Shared Transit. *IEEE Transactions on Visualization and Computer Graphics* 28, 11 (2022), 3640–3650. <https://doi.org/10.1109/TVCG.2022.3203002>
- [46] Meredith Ringel Morris. 2008. A Survey of Collaborative Web Search Practices. In *Proceedings of the SIGCHI Conference on Human Factors in Computing Systems* (Florence, Italy) (*CHI '08*). Association for Computing Machinery, New York, NY, USA, 1657–1660. <https://doi.org/10.1145/1357054.1357312>
- [47] Alexander Ng, Daniel Medeiros, Mark McGill, Julie Williamson, and Stephen Brewster. 2021. The Passenger Experience of Mixed Reality Virtual Display Layouts in Airplane Environments. In *2021 IEEE International Symposium on Mixed and Augmented Reality (ISMAR)*. 265–274. <https://doi.org/10.1109/ISMAR52148.2021.00042>
- [48] David Nguyen and John Canny. 2005. MultiView: Spatially Faithful Group Video Conferencing. In *Proceedings of the SIGCHI Conference on Human Factors in Computing Systems* (Portland, Oregon, USA) (*CHI '05*). Association for Computing Machinery, New York, NY, USA, 799–808. <https://doi.org/10.1145/1054972.1055084>
- [49] Aziz Niyazov, Barrett Ens, Kadek Ananta Satriadi, Nicolas Mellado, Loic Barthe, Tim Dwyer, and Marcos Serrano. 2023. User-Driven Constraints for Layout Optimisation in Augmented Reality. *Proceedings of the 2023 CHI Conference on Human Factors in Computing Systems*, 1–16. <https://doi.org/10.1145/3544548.3580873>
- [50] Kenton O'hara, Jesper Kjeldskov, and Jeni Paay. 2011. Blended Interaction Spaces for Distributed Team Collaboration. *ACM Trans. Comput.-Hum. Interact.* 18, 1, Article 3 (may 2011), 28 pages. <https://doi.org/10.1145/1959022.1959025>
- [51] Justin W. Owens, Jennifer Teves, Bobby Nguyen, Amanda Smith, Mandy C. Phelps, and Barbara S. Chaparro. 2012. Examination of Dual vs. Single Monitor Use during Common Office Tasks. *Proceedings of the Human Factors and Ergonomics Society Annual Meeting* 56, 1 (2012), 1506–1510. <https://doi.org/10.1177/1071181312561299>
- [52] Leonardo Pavanatto. 2021. Designing Augmented Reality Virtual Displays for Productivity Work. In *2021 IEEE International Symposium on Mixed and Augmented Reality Adjunct (ISMAR-Adjunct)*. 459–460. <https://doi.org/10.1109/ISMAR-Adjunct54149.2021.00107>
- [53] Leonardo Pavanatto, Chris North, Doug A. Bowman, Carmen Badea, and Richard Stoakley. 2021. Do we still need physical monitors? An evaluation of the usability of AR virtual monitors for productivity work. In *2021 IEEE Virtual Reality and 3D User Interfaces (VR)* (Lisboa, Portugal). IEEE, 759–767. <https://doi.org/10.1109/VR50410.2021.00103>
- [54] Tomislav Pejša, Julian Kantor, Hrvoje Benko, Eyal Ofek, and Andrew Wilson. 2016. Room2Room: Enabling Life-Size Telepresence in a Projected Augmented Reality Environment. In *Proceedings of the 19th ACM Conference on Computer-Supported Cooperative Work & Social Computing* (San Francisco, California, USA) (*CSCW '16*). Association for Computing Machinery, New York, NY, USA, 1716–1725. <https://doi.org/10.1145/2818048.2819965>
- [55] Thammathip Piumsomboon, Arindam Dey, Barrett Ens, Gun Lee, and Mark Billinghurst. 2019. The effects of sharing awareness cues in collaborative mixed reality. *Frontiers Robotics AI* 6 (2019). Issue FEB. <https://doi.org/10.3389/frobt.2019.00005>
- [56] Thammathip Piumsomboon, Gun A. Lee, Jonathon D. Hart, Barrett Ens, Robert W. Lindeman, Bruce H. Thomas, and Mark Billinghurst. 2018. Mini-Me: An Adaptive Avatar for Mixed Reality Remote Collaboration. In *Proceedings of the 2018 CHI Conference on Human Factors in Computing Systems* (Montreal QC, Canada) (*CHI '18*). Association for Computing Machinery, New York, NY, USA, 1–13. <https://doi.org/10.1145/3173574.3173620>
- [57] Carole Plasson, Renaud Blanch, and Laurence Nigay. 2022. Selection Techniques for 3D Extended Desktop Workstation with AR HMD. In *2022 IEEE International Symposium on Mixed and Augmented Reality (ISMAR)*. 460–469. <https://doi.org/10.1109/ISMAR55827.2022.00062>
- [58] Jing Qian, Qi Sun, Curtis Wigington, Han L. Han, Tong Sun, Jennifer Healey, James Tompkin, and Jeff Huang. 2022. Dually Noted: Layout-Aware Annotations with Smartphone Augmented Reality. In *Proceedings of the 2022 CHI Conference on Human Factors in Computing Systems* (New Orleans, LA, USA) (*CHI '22*). Association for Computing Machinery, New York, NY, USA, Article 552, 15 pages. <https://doi.org/10.1145/3491102.3502026>
- [59] Xun Qian, Fengming He, Xiyun Hu, Tianyi Wang, Ananya Ipsita, and Karthik Ramani. 2022. ScalAR: Authoring Semantically Adaptive Augmented Reality Experiences in Virtual Reality. In *Proceedings of the 2022 CHI Conference on Human Factors in Computing Systems* (New Orleans, LA, USA) (*CHI '22*). Association for Computing Machinery, New York, NY, USA, Article 65, 18 pages. <https://doi.org/10.1145/3491102.3517665>
- [60] Shwetha Rajaram and Michael Nebeling. 2022. Paper Trail: An Immersive Authoring System for Augmented Reality Instructional Experiences. In *Proceedings of the 2022 CHI Conference on Human Factors in Computing Systems* (New Orleans, LA, USA) (*CHI '22*). Association for Computing Machinery, New York, NY, USA, Article 382, 16 pages. <https://doi.org/10.1145/3491102.3517486>
- [61] Kadek Ananta Satriadi, Barrett Ens, Maxime Cordeil, Tobias Czauderna, and Bernhard Jenny. 2020. Maps Around Me: 3D Multiview Layouts in Immersive Spaces. *Proc. ACM Hum.-Comput. Interact.* 4, ISS, Article 201 (nov 2020), 20 pages. <https://doi.org/10.1145/3427329>
- [62] Bertrand Schneider and Roy Pea. 2013. Real-time mutual gaze perception enhances collaborative learning and collaboration quality. *International Journal of Computer-Supported Collaborative Learning* 8, 4 (01 Dec 2013), 375–397. <https://doi.org/10.1007/s11412-013-9181-4>
- [63] Kevin Shockley, Daniel C. Richardson, and Rick Dale. 2009. Conversation and Coordinative Structures. *Topics in Cognitive Science* 1, 2 (2009), 305–319. <https://doi.org/10.1111/j.1756-8765.2009.01021.x>
- [64] Maurício Sousa, Rafael Kufner dos Anjos, Daniel Mendes, Mark Billinghurst, and Joaquim Jorge. 2019. Warping Deixis: Distorting Gestures to Enhance Collaboration. In *Proceedings of the 2019 CHI Conference on Human Factors in Computing Systems* (Glasgow, Scotland Uk) (*CHI '19*). Association for Computing Machinery, New York, NY, USA, 1–12. <https://doi.org/10.1145/3290605.3300838>
- [65] Desney S. Tan, Darren Gergle, Peter Scupelli, and Randy Pausch. 2006. Physically Large Displays Improve Performance on Spatial Tasks. *ACM Trans. Comput.-Hum. Interact.* 13, 1 (mar 2006), 71–99. <https://doi.org/10.1145/1143518.1143521>
- [66] Balasaravanan Thoravi Kumaravel, Fraser Anderson, George Fitzmaurice, Bjoern Hartmann, and Tovi Grossman. 2019. Loki: Facilitating Remote Instruction of Physical Tasks Using Bi-Directional Mixed-Reality Telepresence. In *Proceedings of the 32nd Annual ACM Symposium on User Interface Software and Technology* (New Orleans, LA, USA) (*UIST '19*). Association for Computing Machinery, New York, NY, USA, 161–174. <https://doi.org/10.1145/3332165.3347872>
- [67] Roel Vergeaall, Ivo Weevers, Changuk Sohn, and Chris Cheung. 2003. GAZE-2: Conveying Eye Contact in Group Video Conferencing Using Eye-Controlled Camera Direction. In *Proceedings of the SIGCHI Conference on Human Factors in Computing Systems* (Ft. Lauderdale, Florida, USA) (*CHI '03*). Association for Computing Machinery, New York, NY, USA, 521–528. <https://doi.org/10.1145/>

- 642611.642702
- [68] Peng Wang, Xiaoliang Bai, Mark Billingham, Shusheng Zhang, Xiangyu Zhang, Shuxia Wang, Weiping He, Yuxiang Yan, and Hongyu Ji. 2021. AR/MR Remote Collaboration on Physical Tasks: A Review. *Robotics and Computer-Integrated Manufacturing* 72 (2021), 102071. <https://doi.org/10.1016/j.rcim.2020.102071>
- [69] Laurie Williams and Robert Kessler. 2002. *Pair Programming Illuminated*. Addison-Wesley Longman Publishing Co., Inc., USA.
- [70] Julie R. Williamson, Mark McGill, and Khari Outram. 2019. PlaneVR: Social Acceptability of Virtual Reality for Aeroplane Passengers. In *Proceedings of the 2019 CHI Conference on Human Factors in Computing Systems* (Glasgow, Scotland UK) (CHI '19). Association for Computing Machinery, New York, NY, USA, 1–14. <https://doi.org/10.1145/3290605.3300310>
- [71] Nelson Wong and Carl Gutwin. 2014. Support for Deictic Pointing in CVEs: Still Fragmented after All These Years'. In *Proceedings of the 17th ACM Conference on Computer Supported Cooperative Work & Social Computing* (Baltimore, Maryland, USA) (CSCW '14). Association for Computing Machinery, New York, NY, USA, 1377–1387. <https://doi.org/10.1145/2531602.2531691>
- [72] Leonard Yoon, Dongseok Yang, Choongho Chung, and Sung-Hee Lee. 2021. A Full Body Avatar-Based Telepresence System for Dissimilar Spaces. *CoRR* abs/2103.04380 (2021). arXiv:2103.04380 <https://arxiv.org/abs/2103.04380>
- [73] Ye Yuan, Nathalie Riche, Nicolai Marquardt, Molly Jane Nicholas, Teddy Seyed, Hugo Romat, Bongshin Lee, Michel Pahud, Jonathan Goldstein, Rojin Vishkaie, Christian Holz, and Ken Hinckley. 2022. Understanding Multi-Device Usage Patterns: Physical Device Configurations and Fragmented Workflows. In *Proceedings of the 2022 CHI Conference on Human Factors in Computing Systems* (New Orleans, LA, USA) (CHI '22). Association for Computing Machinery, New York, NY, USA, Article 64, 22 pages. <https://doi.org/10.1145/3491102.3517702>
- [74] Shengdong Zhao, Pierre Dragicevic, Mark Chignell, Ravin Balakrishnan, and Patrick Baudisch. 2007. Earpod: eyes-free menu selection using touch input and reactive audio feedback. In *Proceedings of the SIGCHI Conference on Human Factors in Computing Systems* (San Jose, California, USA) (CHI '07). Association for Computing Machinery, New York, NY, USA, 1395–1404. <https://doi.org/10.1145/1240624.1240836>