
Revisiting the Global Minimum Structure of the Pt₅V Cluster

P. L. Rodríguez-Kessler^{1,*}

1 Centro de Investigaciones en Óptica A.C., Loma del Bosque 115, Lomas del Campestre , Leon, 37150, Guanajuato, Mexico *plkessler@cio.mx

Abstract

In this work, the most stable structures of Pt₅V clusters are investigated using the successive growth algorithm (SCG) in conjunction with density functional theory (DFT) calculations. The resulting structures are evaluated by various functionals, including GGA (PBE), meta-GGA (TPSS) and hybrid (B3PW91, PBE0, PBEh-3c, M06-L), in conjunction with the Def2TZVP basis set. The results based on these functionals show that two different structures compete for the global minimum. The structural and electronic properties of the two most stable structures are discussed.

Introduction

Recently, a significant number of theoretical and experimental studies have been devoted to understanding the structure-performance properties of both charged and neutral clusters. [12, 15, 31, 34, 34] In particular, platinum-based nanoclusters have been widely investigated due to their extensive use in heterogeneous catalysis. Research in platinum materials led to the evaluation of catalytic active sites, enabling further strategies toward more efficient catalytic materials. The high cost of platinum (Pt) and other platinum group metals has made the study of heterogeneous nanoalloy systems increasingly important. In particular, Pt alloyed with non-precious metals (M) offer intrinsic cost reductions and also shows an increase in the catalytic activities. [32, 36] For pure platinum clusters, the structures have been conclusively studied for small sizes, while for atomicity 16 and onward, the global minimum structures are still under debate. [9, 24, 25, 37] On the other hand, studies on doped Pt clusters with early transition metals are limited. [2, 5, 19, 28, 29] This is not a trivial task, as the doped clusters require extensive exploration of their structures, chemical ordering, and spin. [4, 17, 20, 27] In the literature, Jennings and Johnston revealed the most stable structures of Pt_{x-y}M_y (with x=2-6, y=1,2 and M=Ti, V) clusters and found that the spin states have a negligible effect on the structures of the clusters. [10] In order to confirm the lowest energy structure of these clusters, in this preprint, we test the case of Pt₅V clusters using various functionals. The results show that the global minimum structure exhibits functional dependency behavior. The vibrational and electronic properties of representative Pt₅V clusters are discussed.

Materials and Methods

The calculations in this study utilize density functional theory (DFT) as implemented in the Orca quantum chemistry package. [14]. The Exchange and correlation energies are addressed using various functionals, including the GGA (PBE), [16] meta-GGA

(TPSS) [33] and hybrid (B3PW91, PBE0, PBEh-3c, M06-L) [1,3,7,38] in conjunction with the Def2TZVP basis set. [35] These functionals were selected according to a benchmark calculation on Pt clusters, which showed a good agreement with the experimental data. [9] Atomic positions are self-consistently relaxed through a Quasi-Newton method employing the BFGS algorithm. The SCF convergence criteria for geometry optimizations are achieved when the total energy difference is smaller than 10^{-8} au, by using the TightSCF keyword in the input. The Van der Waals interactions are included in the exchange-correlation functionals with empirical dispersion corrections of Grimme DFT-D3(BJ). [8] The structure search was conducted using a biased search structure as implemented in the SCG method. [30]

Results

By exploring the structures of Pt_5V clusters, we identified five representative structure isomers, as shown in Figure 1. Previous comparisons of DFT methods with experimental data suggest that hybrid-GGA and meta-GGA functionals are good choices for evaluating the structures of platinum clusters. [9]

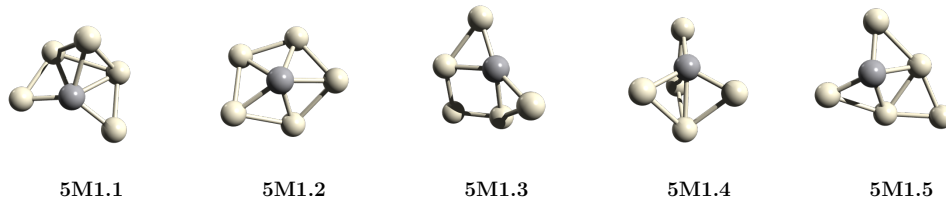


Figure 1. Lowest energy structures of Pt_5V clusters. The structures are labeled with the $\mathbf{nMm.y}$ notation, where $\mathbf{n:m}$ stands for the number of Pt:V atoms, \mathbf{M} denotes the doped system, and \mathbf{y} refers to the isomer number in increasing energy ordering.

Table 1. Relative energies (in eV) of the lowest energy structures of Pt_5V clusters computed at different DFT levels. Two favorable values on the spin multiplicity (S_M) are shown. For each functional, the most stable configurations are specified (*).

Label	S_M	PBE	PBE0	PBEh-3c	B3PW91	M06-L	TPSS
5M1.1^b	2	0.27	0.06	0.48	0.05	0.49	0.28
5M1.2^a	2	0.00*	0.44	0.00*	0.27	0.00*	0.00*
5M1.3	2	0.04	0.57	0.84	0.33	0.19	0.14
5M1.4	2	0.10	0.43	1.47	0.26	0.01	0.13
5M1.5	2	0.24	0.81	0.68	0.60	0.34	0.21
5M1.1	4	0.45	0.00*	0.53	0.00*	0.29	0.32
5M1.2	4	0.39	0.03	0.61	0.02	0.48	0.25
5M1.3	4	0.37	0.23	0.88	0.14	0.43	0.31
5M1.4	4	0.41	0.63	0.76	0.49	0.36	0.41
5M1.5	4	0.37	0.37	0.70	0.03	0.40	0.31

^a Ref. 10

^bThis work.

The results based on these functionals, including the standard PBE, show that two different structures compete for the global minimum (Table 1). The hybrid functionals PBE0 and B3PW91 indicated that the most stable structure is a capped trapezoid

(**5M1.1**) in the quartet state, while the PBE, PBEh-3c, M06-L, and TPSS functionals favor the stability of a pentagonal pyramid (**5M1.2**) in the doublet state. The later agrees well with the report of Jennings and Johnson. [10] After analysing the results on various functionals, we further discuss the properties of the most viable structures at the B3PW91/Def2TZVP level, which provides a reasonable approach to describe the bond lengths and ionization energies of Pt clusters. [9] The structural properties are further evaluated using the effective coordination number (ECN) and the average bond distance (d_{av}) parameters. [26] The results show that ECN increases with S_M , indicating a dependence on structure and spin (Figure 2).

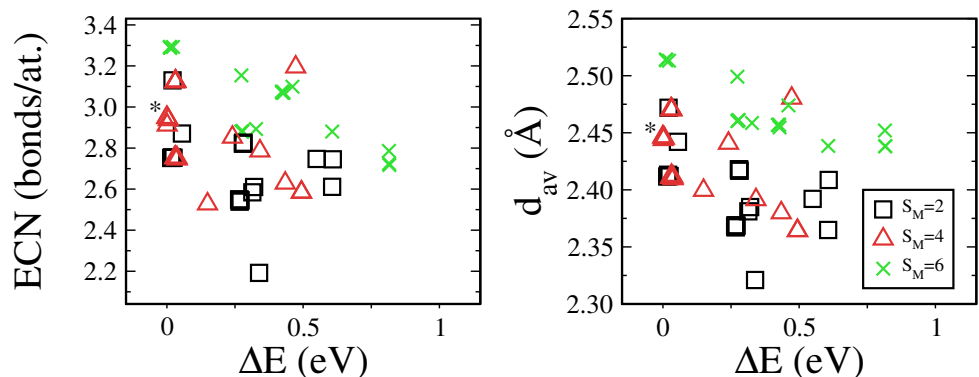


Figure 2. Distribution of the effective coordination number and average bond distance as a function of the relative energy (ΔE) of Pt_5V clusters evaluated at the B3PW91/Def2TZVP level. The values on the spin multiplicities (S_M) are denoted by distinct symbols. The most stable configuration is specified (*).

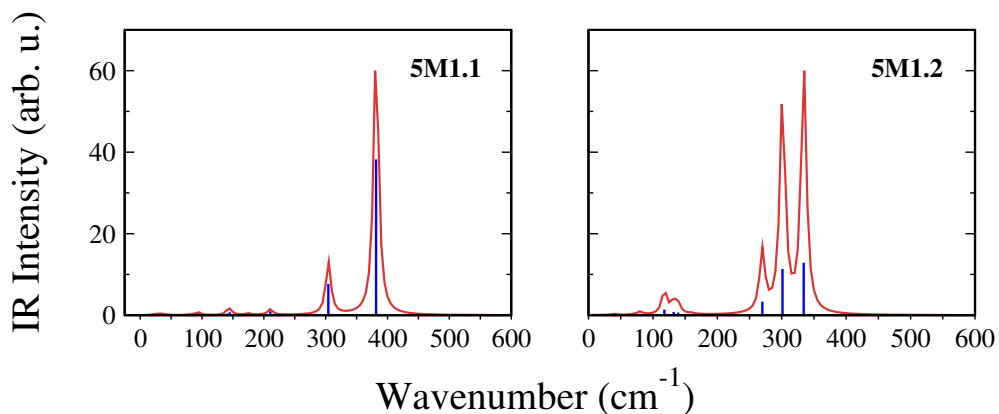


Figure 3. IR spectra for **5M1.1** and **5M1.2** clusters obtained at the B3PW91/Def2TZVP level.

In order to provide the fingerprints of the most stable structures, we have further calculated the infrared spectra (IR), which will serve as a guide for future experiments when available. The characteristic peaks for **5M1.1** are found at 304.36 and 381.58 cm^{-1} , while for **5M1.2** they are at 301.23 and 335.16 cm^{-1} , respectively (Figure 3). The lowest and highest vibrational frequencies for **5M1.1** are found at 22.80-381.58 cm^{-1} , while for **5M1.2** are at 29.83-334.16 cm^{-1} , respectively, denoting a small range of vibrational spectra. The ionization energy (IP) and electron affinity (EA) parameters are important physical quantities reflecting the electronic stability of clusters. [6, 11]

The calculated values are shown in Table 2, while their formulas and definitions are available elsewhere. [13, 18, 21–23] The results show that the Pt₅V clusters exhibit only small variations in electronic properties. For the **5M1.y** (y=1-5) isomers, the IP and EA parameters range from 7.05-7.58 and from 2.16-2.37 eV, respectively. The chemical hardness (η) and chemical potential (μ) parameters also show minimal variations among these representative isomers. In this context, the differences between the **5M1.1** and **5M1.2** clusters are negligible. Moreover, the structures of the clusters exhibited only one rotational axis, consistent with C₁ symmetry. The electronic state of the clusters is ⁴A.

Table 2. The symmetry point group, electronic state, ionization energy, electron affinity, chemical hardness and chemical potential of **5M1.y** (y=1-5) clusters. The results are calculated at the B3PW91 level in conjunction with the Def2TZVP basis set. The energy is given in eV.

Cluster	Sym	E _{state}	IP	EA	η	μ
5M1.1 ^b	C ₁	⁴ A	7.14	2.18	2.47	4.66
5M1.2 ^a	C ₁	⁴ A	7.20	2.37	2.41	4.79
5M1.3	C ₁	⁴ A	7.58	2.57	2.50	5.07
5M1.4	C ₁	⁴ A	7.05	2.16	2.44	4.61
5M1.5	C ₁	⁴ A	7.46	2.24	2.61	4.85

^a Ref. 10

^bThis work.

Conclusions

In this work, we employed density functional theory (DFT) to explore the structure of Pt₅V clusters. The results showed that two isomers compete for the global minimum. The distribution of the isomers depends on the spin and coordination of the clusters. The data provided in this preprint serve as a basis for further investigation of the cluster structures as a function of size.

Acknowledgments

P.L.R.-K. would like to thank the support of CIMAT Supercomputing Laboratories of Guanajuato and Puerto Interior.

References

1. C. Adamo and V. Barone. Toward reliable density functional methods without adjustable parameters: The PBE0 model. *The Journal of Chemical Physics*, 110(13):6158–6170, 04 1999.
2. B. Arunachalam, R. Manavalan, and N. Gopalakrishnan. Effects of multi-atom doping into Pt₁₃ cluster using Ab initio method. *Theoretical Chemistry Accounts*, 141(10):52, Sep 2022.
3. A. D. Becke. Density-functional thermochemistry. III. The role of exact exchange. *The Journal of Chemical Physics*, 98(7):5648–5652, 04 1993.
4. B. L. Chittari and V. Kumar. Atomic structure, alloying behavior, and magnetism in small Fe-Pt clusters. *Phys. Rev. B*, 92:125442, Sep 2015.

-
5. T. J. Dhillip Kumar, C. Zhou, H. Cheng, R. C. Forrey, and N. Balakrishnan. Effect of Co doping on catalytic activity of small Pt clusters. *The Journal of Chemical Physics*, 128(12):124704, 03 2008.
 6. D. Die, B.-X. Zheng, J.-Y. Yue, J.-J. Guo, and Q. Du. The ground-state structure, optical-absorption and photoelectron spectrum of silver clusters. *Physica E: Low-dimensional Systems and Nanostructures*, 117:113805, 2020.
 7. S. Grimme, J. G. Brandenburg, C. Bannwarth, and A. Hansen. Consistent structures and interactions by density functional theory with small atomic orbital basis sets. *The Journal of Chemical Physics*, 143(5):054107, 08 2015.
 8. S. Grimme, S. Ehrlich, and L. Goerigk. Effect of the damping function in dispersion corrected density functional theory. *Journal of Computational Chemistry*, 32(7):1456–1465, 2011.
 9. J. M. Guevara-Vela, T. Rocha-Rinza, P. L. Rodríguez-Kessler, and A. Muñoz-Castro. On the structure and electronic properties of Ptn clusters: new most stable structures for $n = 16-17$. *Phys. Chem. Chem. Phys.*, 25:28835–28840, 2023.
 10. P. Jennings and R. Johnston. Structures of small Ti- and V-doped Pt clusters: A GA-DFT study. *Computational and Theoretical Chemistry*, 1021:91–100, 2013. Clusters: From Dimers to Nanoparticles.
 11. L. Lai, D. Die, B.-X. Zheng, and Q. Du. Growth mechanism and electronic and magnetic properties of AgnTi alloy clusters. *Journal of Physics and Chemistry of Solids*, 148:109757, 2021.
 12. J.-c. Li, Z. Li, and Z. Zhao. Structures, stability and electronic properties of the NH₃ adsorbed and embedded NiBm-1Nm ($m=48, 72$ and 96) tubular clusters. *Research on Chemical Intermediates*, 50(8):3963–3980, Aug 2024.
 13. J. Morato-Márquez, S. Godavarthi, C. G. Espinosa-González, J. G. Torres-Torres, A. Rodríguez-Domínguez, A. Muñoz-Castro, F. Ortiz-Chi, and P. Rodríguez-Kessler. Structural characterization and electronic properties of Ru-doped Cun ($n = 1-12$) clusters. *Chemical Physics Letters*, 754:137677, 2020.
 14. F. Neese, F. Wennmohs, U. Becker, and C. Riplinger. The ORCA quantum chemistry program package. *The Journal of Chemical Physics*, 152(22):224108, 06 2020.
 15. X.-H. Ni, D. Die, and B. Zhu. The ground-state structures and spectra of neutral, anionic and cationic copper clusters. *Physica B: Condensed Matter*, 690:416183, 2024.
 16. J. P. Perdew, K. Burke, and M. Ernzerhof. Generalized gradient approximation made simple. *Phys. Rev. Lett.*, 77:3865–3868, Oct 1996.
 17. A. P. Ponce-Tadeo, J. L. Morán-López, and J. L. Ricardo-Chavez. Structural and magnetic properties of Fe₇-nPt_n with $n = 0, 1, 2, \dots, 7$, bimetallic clusters. *Journal of Nanoparticle Research*, 18(11):330, Nov 2016.
 18. P. Rodríguez-Kessler and A. Muñoz-Castro. Structure and stability of Mo-doped Cun ($n=1-12$) clusters: DFT calculations. *Inorganica Chimica Acta*, 556:121620, 2023.

-
19. P. Rodríguez-Kessler, A. Muñoz-Castro, P. Alonso-Dávila, F. Aguilera-Granja, and A. Rodríguez-Domínguez. Structural, electronic and catalytic properties of bimetallic PtnAgn (n=1-7) clusters. *Journal of Alloys and Compounds*, 845:155897, 2020.
 20. P. Rodríguez-Kessler and J. Ricardo-Chávez. Structures of FePt clusters and their interactions with the O₂ molecule. *Chemical Physics Letters*, 622:34–41, 2015.
 21. P. Rodríguez-Kessler, A. Vásquez-Espinal, and A. Muñoz-Castro. Structure and stability of Cu-doped Bn (n=1–12) clusters: DFT calculations. *Polyhedron*, 243:116538, 2023.
 22. P. Rodríguez-Kessler, A. Vásquez-Espinal, A. Rodríguez-Domínguez, J. Cabellos-Quiroz, and A. Muñoz-Castro. Structures of Ni-doped Bn (n=1–13) clusters: A computational study. *Inorganica Chimica Acta*, 568:122062, 2024.
 23. P. L. Rodríguez-Kessler, P. Alonso-Dávila, P. Navarro-Santos, J. A. Morato-Márquez, F. Ortíz-Chi, and A. R. Rodríguez-Domínguez. Hydrogen Chemisorption on Pd-Doped Copper Clusters. *The Journal of Physical Chemistry C*, 123(25):15834–15840, 2019.
 24. P. L. Rodríguez-Kessler, A. Muñoz-Castro, A. R. Rodríguez-Domínguez, and J. L. Cabellos. Structure effects of Pt₁₅ clusters for the oxygen reduction reaction: first-principles calculations. *Phys. Chem. Chem. Phys.*, 25:4764–4772, 2023.
 25. P. L. Rodríguez-Kessler and A. R. Rodríguez-Domínguez. Size and structure effects of PtN (N=12-13) clusters for the oxygen reduction reaction: First-principles calculations. *The Journal of Chemical Physics*, 143(18):184312, 11 2015.
 26. P. L. Rodríguez-Kessler and A. R. Rodríguez-Domínguez. Stability of Ni Clusters and the Adsorption of CH₄: First-Principles Calculations. *The Journal of Physical Chemistry C*, 119(22):12378–12384, 2015.
 27. P. L. Rodríguez-Kessler and A. R. Rodríguez-Domínguez. Structures and Electronic Properties of TinV (n = 1-16) Clusters: First-Principles Calculations. *The Journal of Physical Chemistry A*, 120(15):2401–2407, 2016. PMID: 27043229.
 28. P. L. Rodríguez-Kessler, A. R. Rodríguez-Domínguez, P. Alonso-Dávila, P. Navarro-Santos, and A. Muñoz-Castro. Structural and electronic properties for Be-doped Ptn (n = 1–12) clusters obtained by DFT calculations. *Phys. Chem. Chem. Phys.*, 24:7856–7861, 2022.
 29. P. L. Rodríguez-Kessler, A. R. Rodríguez-Domínguez, and A. Muñoz-Castro. On the structure and reactivity of PtnCun (n=1-7) alloy clusters. *Phys. Chem. Chem. Phys.*, 23:7233–7239, 2021.
 30. P. L. Rodríguez-Kessler, A. R. Rodríguez-Domínguez, and A. Muñoz-Castro. Systematic cluster growth: a structure search method for transition metal clusters. *Phys. Chem. Chem. Phys.*, 23:4935–4943, 2021.
 31. S. Shi, M. Wan, Z. Fan, K. Diao, and D. Chen. A computational investigation of XnK(X=Mn, Fe, Co; n=1-8) clusters by density functional theory. *Computational and Theoretical Chemistry*, 1238:114738, 2024.
 32. V. R. Stamenkovic, B. S. Mun, M. Arenz, K. J. J. Mayrhofer, C. A. Lucas, G. Wang, P. N. Ross, and N. M. Markovic. Trends in electrocatalysis on extended and nanoscale Pt-bimetallic alloy surfaces. *Nature Materials*, 6(3):241–247, Mar 2007.

-
33. J. Tao, J. P. Perdew, V. N. Staroverov, and G. E. Scuseria. Climbing the density functional ladder: Nonempirical meta-generalized gradient approximation designed for molecules and solids. *Phys. Rev. Lett.*, 91:146401, Sep 2003.
34. Z. Tian, G. Ma, N. Zhang, C. Song, and C. Teng. First principle study on the interactions of Au(Ag₂S)_n (n=1-8) with Hg₀ and Hg₂⁺. *Journal of Nanoparticle Research*, 26(7):172, Jul 2024.
35. F. Weigend and R. Ahlrichs. Balanced basis sets of split valence, triple zeta valence and quadruple zeta valence quality for h to rn: Design and assessment of accuracy. *Phys. Chem. Chem. Phys.*, 7:3297–3305, 2005.
36. L. Xiong, A. Kannan, and A. Manthiram. Pt–M (M=Fe, Co, Ni and Cu) electrocatalysts synthesized by an aqueous route for proton exchange membrane fuel cells. *Electrochemistry Communications*, 4(11):898–903, 2002.
37. Q. Yang, Z.-Y. Li, P. L. Rodríguez-Kessler, and S.-G. He. Accelerated global optimization of metal cluster structures via the deep neural network complemented with transfer learning and genetic algorithm†. *Chinese Journal of Chemical Physics*, 37(3):321–329, 06 2024.
38. Y. Zhao and D. G. Truhlar. A new local density functional for main-group thermochemistry, transition metal bonding, thermochemical kinetics, and noncovalent interactions. *The Journal of Chemical Physics*, 125(19):194101, 11 2006.

Appendix A

Cartesian coordinates of the Pt₅V clusters, obtained by using the Orca program and the B3PW91/Def2TZVP approach. For each cluster, the charge state and spin multiplicity are given.

5M1.1 0, 4

V	-0.6954216361045837	-0.2379752099514007	-0.0105701955035328
Pt	0.9553307294845581	0.2187780439853668	1.8012286424636841
Pt	-1.9044703245162964	1.5931940078735352	-0.5420358180999755
Pt	-0.5598647594451904	-2.3592939376831055	-0.7680397033691406
Pt	1.5922209024429321	-1.0426602363586426	-0.3284641802310943
Pt	0.6122071146965026	1.8279583454132080	-0.1521187424659729

5M2.2 0, 4

V	0.01906121550023	0.70255818190168	0.33030062648271
Pt	-0.03429417674258	0.52510394689620	-2.04979137754637
Pt	-2.19443188931805	0.57019953060780	-0.64572297596758
Pt	-1.17169752232956	-0.99780179017499	1.19864273083543
Pt	1.36825194704587	-0.61077095761953	1.81312774317462
Pt	2.01311042584410	-0.18928891161116	-0.64655674697881