

Analytic approach to quantum metric and optical conductivity in Dirac models with parabolic mass in arbitrary dimensions

Motohiko Ezawa¹

¹*Department of Applied Physics, The University of Tokyo, 7-3-1 Hongo, Tokyo 113-8656, Japan*

(Dated: August 7, 2024)

The imaginary part of the quantum geometric tensor is the Berry curvature, while the real part is the quantum metric. Dirac fermions derived from a tight-binding model naturally contains a mass term $m(k)$ with parabolic dispersion, $m(k) = m + uk^2$. However, in the Chern insulator based on Dirac fermions, only the sign of the mass m is relevant. Recently, it is reported that the quantum metric is observable by means of the optical conductivity, which is significantly affected by the parabolic coefficient. We analytically obtain the quantum metric and the optical conductivity in the Dirac Hamiltonian in arbitrary dimensions, where the Dirac mass has parabolic dispersion. We also study the quantum metric and the optical conductivity in the Qi-Wu-Zhang model and the Haldane model. We find that the optical conductivity has a significant dependence on u in the Qi-Wu-Zhang model, while it is not the case in the Haldane model. We also analytically study the quantum metric and the optical conductivity in the Su-Schrieffer-Heeger model.

I. INTRODUCTION

There is a rapid growing interest in quantum geometry in condensed matter physics[1–11]. The geometry of quantum states in a parametrized Hilbert space is described by the quantum geometric tensor. Namely, the distance between two quantum states in the parameter space defines the quantum geometric tensor. The quantum metric is its symmetric real part[12–15], while the Berry curvature is its antisymmetric imaginary part. The Berry curvature leads to topological insulators, as is well known. A typical example is the Chern insulator[16] characterized by the Chern number C . The Chern number is given by the integration of the Berry curvature over the whole Brillouin zone[12, 17]. On the other hand, the quantum geometry is less explored[1–11], although there are some experimental observations such as superconducting qubit[18], anomalous Hall effect[19], qubit in diamond[20], optical active system[21], organic microcavity[22], flat-band superconductivity[23] and optical Raman lattice[24]. It is recently pointed out[10] that the quantum metric is related to the optical conductivity.

A two-dimensional Dirac Hamiltonian provides us with a typical system to realize a Chern insulator, where $C = \pm \text{sgn}(m/2)$ for each Dirac cone as in many Chern insulators. There are an even number of Dirac cones in the tight-binding model owing to the Nielsen-Ninomiya theorem[25], which results in the quantized Chern number in total. The Dirac fermions derived from a tight-binding model naturally contain a mass term $m(k)$ with parabolic dispersion, $m(k) = m + uk^2$. However, the dispersion of the mass uk^2 is irrelevant to the Chern number $C = \pm \text{sgn}(m/2)$.

In this paper, we analytically derive the quantum metric and the optical conductivity of the Dirac Hamiltonian, where the Dirac mass term has a parabolic dispersion in arbitrary dimensions. We have found that both the quantum metric and the optical conductivity have u dependences. The optical conductivity at the band edge has a strong dimensional dependence. It diverges in the one-dimensional system. It is nonzero and finite in the two-dimensional system. It is zero in systems for more than two dimensions. We also obtain an-

alytic results of quantum metric and optical conductivity for the Su-Schrieffer-Heeger (SSH) model[26]. In addition, we study the Qi-Wu-Zhang (QWZ) model[27], which is a typical model of the Chern insulator on the square lattice, and the Haldane model[16], which is a typical model of the Chern insulator on the honeycomb lattice. We find that the optical conductance significantly depends on the sign of the Dirac mass in the QWZ model, while this is not the case in the Haldane model. Furthermore, we study the quantum metric and the optical conductivity in a three-dimensional lattice Dirac model.

II. QUANTUM METRIC AND OPTICAL ABSORPTION

We study the Dirac Hamiltonian in an N -dimensional space defined by[28–31]

$$H(\mathbf{k}) = \sum_{j=0}^N d_j(\mathbf{k}) \Gamma_j, \quad (1)$$

where $d_j(\mathbf{k})$ is the Dirac vector and Γ_j is the Gamma matrix satisfying $\{\Gamma_i, \Gamma_j\} = 2\delta_{ij}$. The Dirac mass term $m(\mathbf{k})$ is given by $d_0(\mathbf{k})$, i.e., $m(\mathbf{k}) = d_0(\mathbf{k})$.

The quantum metric $g_{\mu\nu}$ is in general defined from the quantum distance[14, 32]

$$ds^2 = 1 - |\langle \partial_{k_\mu} \psi(\mathbf{k}) | \partial_{k_\nu} \psi(\mathbf{k} + \delta\mathbf{k}) \rangle|^2 = g_{\mu\nu}(\mathbf{k}) \delta k^\mu \delta k^\nu, \quad (2)$$

where

$$g_{\mu\nu}(\mathbf{k}) = \frac{1}{2} \langle \partial_{k_\mu} \psi(\mathbf{k}) | \partial_{k_\nu} \psi(\mathbf{k}) \rangle + \frac{1}{2} \langle \partial_{k_\nu} \psi(\mathbf{k}) | \partial_{k_\mu} \psi(\mathbf{k}) \rangle - \langle \partial_{k_\mu} \psi(\mathbf{k}) | \psi(\mathbf{k}) \rangle \langle \psi(\mathbf{k}) | \partial_{k_\nu} \psi(\mathbf{k}) \rangle. \quad (3)$$

In the Dirac model (1), it is explicitly given by[8, 11, 33, 34]

$$g_{\mu\nu}(\mathbf{k}) = 2^{N-3} (\partial_{k_\mu} \mathbf{n}) \cdot (\partial_{k_\nu} \mathbf{n}) \quad (4)$$

in terms of the normalized Dirac vector $n_j(\mathbf{k}) = d_j(\mathbf{k})/E(\mathbf{k})$ with the energy

$$E(\mathbf{k}) = \sqrt{\sum_{j=0}^N d_j^2(\mathbf{k})}. \quad (5)$$

The diagonal component of the quantum metric is positive,

$$g_{\mu\mu}(\mathbf{k}) = 2^{N-3} (\partial_{k_\mu} \mathbf{n})^2. \quad (6)$$

Details on the quantum metric are summarized in Appendix A.

The quantum metric is observable in terms of the real part of the optical conductivity[8, 10, 35–37],

$$\text{Re}\sigma_{xx}(\omega) = \pi e^2 \omega \int d\mathbf{k} g_{xx}(\mathbf{k}) \delta(\varepsilon_+(\mathbf{k}) - \varepsilon_-(\mathbf{k}) - \hbar\omega), \quad (7)$$

where σ_{xx} is the diagonal optical conductivity, $\hbar\omega$ is the photon energy, $\varepsilon_\pm(\mathbf{k})$ is the energy dispersion of the occupied (–) and valence (+) bands, and $g_{xx}(\mathbf{k})$ is the quantum metric. It follows from Eq.(7), that the optical absorption is zero when the photon energy is smaller than the band gap ($\hbar\omega < \Delta$), where the corresponding frequency $\omega_0 = \Delta/\hbar$ is called the band edge. The relation between the optical conductivity and the quantum metric is summarized in Appendix B.

III. DIRAC MODEL WITH PARABOLIC MASS TERM

We study the Dirac Hamiltonian (1) in N dimensions with the Dirac vector defined by

$$d_0 = m + uk^2, \quad d_j = v\eta_j k_j, \quad (8)$$

where m is the Dirac mass, k_j is the momentum with $1 \leq j \leq N$, $k^2 = \sum_{j=1}^N k_j^2$, u is the coefficient of the parabolic dispersion of the Dirac mass term, v is the velocity and $\eta_j = \pm 1$ represents the helicity of the Dirac cone. The parabolic dispersion in the Dirac mass term naturally arises from the tight-binding model. We explicitly derive it in the QWZ model and the Haldane model later. The two-dimensional model with $u = 1$ and $\eta_j = 1$ was studied in the previous work[10].

The energy dispersion is given by

$$E = \sqrt{v^2 k^2 + (m + uk^2)^2}. \quad (9)$$

The band gap is $\Delta = 2|m|$, which occurs at $k = 0$ for $u \geq -v^2/2m$. For simplicity, we only consider the case $u \geq -v^2/2m$.

By inserting (8) into (4), the quantum metric $g_{xx}(\mathbf{k})$ is calculated as

$$g_{xx}(\mathbf{k}) = \frac{2^{N-3} v^2}{E^2} \left(1 - k_x^2 \frac{4mu + v^2}{E^2} \right). \quad (10)$$

The detailed derivation is shown in Appendix C. The integration of $g_{xx}(\mathbf{k})$ over the whole angle gives

$$\begin{aligned} g_{xx}(k) &\equiv \int g_{xx}(\mathbf{k}) J d\theta_1 d\theta_2 \cdots d\theta_{N-1} \\ &= \frac{2^{N-3} v^2 N \pi^{N/2}}{E^2 \Gamma(\frac{N}{2} + 1)} \left(1 - \frac{\Gamma(\frac{N}{2}) k^2}{\Gamma(\frac{N}{2} + 1)} \frac{4mu + v^2}{E^2} \right), \end{aligned} \quad (11)$$

where J is the Jacobian shown in Appendix D, and Γ is the gamma function. The $(N - 1)$ -sphere coordinate is summarized in Appendix D. We note that there is no dependence on η_j . At the Dirac point, the quantum metric is given by

$$g_{xx}(0) = \frac{2^{2N-5} \pi^{N-1} v^2}{m^2}, \quad (12)$$

which diverges for the massless Dirac Hamiltonian with $m = 0$.

With the use of the relation

$$\partial_k E(k) = k \frac{v^2 + 2u(m + uk^2)}{E(k)}, \quad (13)$$

the optical conductivity is calculated as

$$\begin{aligned} \text{Re}\sigma_{xx}(\omega) &= \pi e^2 \omega \int_0^\infty k^{N-1} dk \delta(2E(k) - \hbar\omega) \frac{g_{xx}(k)}{2|\partial_k E(k)|} \\ &= \pi e^2 \omega k_0^{N-2} \frac{g_{xx}(k_0) E(k_0)}{v^2 + 2u(m + uk_0^2)}, \end{aligned} \quad (14)$$

where

$$k_0 = \frac{1}{\sqrt{2u}} \sqrt{-(2mu + v^2) + \sqrt{v^4 + u(4mv^2 + u(\hbar\omega)^2)}} \quad (15)$$

is the solution of $2E(k_0) - \hbar\omega = 0$.

We observe typical behaviors in the following two cases: First, at the band edge $\hbar\omega = 2m$, we have $k_0 = 0$. In the vicinity of the band edge, Eq.(14) with the aid of Eq.(12) yields

$$\text{Re}\sigma_{xx} \left(\frac{2m}{\hbar} \right) = \pi e^2 \frac{2m}{\hbar} k_0^{N-2} \frac{2^{2N-5} \pi^{N-1} v^2}{m^2 |v^2 + 2um|} \propto k_0^{N-2}. \quad (16)$$

It diverges in one dimension

$$\lim_{k_0 \rightarrow 0} \text{Re}\sigma_{xx} \left(\frac{2m}{\hbar} \right) \propto \lim_{k_0 \rightarrow 0} \frac{1}{k_0} = \infty. \quad (17)$$

It is finite in two dimensions. It is zero for $N \geq 3$,

$$\lim_{k_0 \rightarrow 0} \text{Re}\sigma_{xx} \left(\frac{2m}{\hbar} \right) \propto \lim_{k_0 \rightarrow 0} k_0^{N-2} = 0. \quad (18)$$

Second, at the high frequency limit $\omega \rightarrow \infty$, the momentum is

$$\lim_{\omega \rightarrow \infty} k_0 = \sqrt{\frac{\hbar\omega}{2u}}, \quad (19)$$

by solving $\hbar\omega = 2uk^2$. Hence, the optical conductivity at the high frequency is given by

$$\lim_{\omega \rightarrow \infty} \text{Re}\sigma_{xx}(\omega) = \frac{2^{N-3} N \pi^{3N/2-1} v^4}{\hbar \Gamma\left(\frac{N}{2} + 1\right) u^2} \left(\frac{\hbar\omega}{2}\right)^{N/2-2} \propto \omega^{N/2-2}. \quad (20)$$

Hence, it decays as a function of ω for $N \leq 3$.

A. One-dimensional model

In the one-dimensional Dirac Hamiltonian, the quantum metric (11) is simply given by

$$g_{xx}(k) = v^2 \frac{(m - uv^2 k^2)^2}{4E^4}. \quad (21)$$

The quantum metric as a function of k is shown in Fig.1(a1). The real part of the optical conductivity (14) is obtained as

$$\text{Re}\sigma_{xx} = \frac{\sqrt{\pi} e^2}{\hbar (\hbar\omega/2)^2} \frac{1}{4k_0} \frac{(m - uv^2 k_0^2)^2}{|v^2 + 2u(m + uk_0^2)|}. \quad (22)$$

The optical conductivity is shown as a function of ω in Fig.1(a2). At the band edge $\hbar\omega = 2m$, we have $k_0 = 0$. Hence, the optical conductivity at the band edge diverges

$$\text{Re}\sigma_{xx}(2m/\hbar) \propto \lim_{k_0 \rightarrow 0} \frac{1}{k_0} = \infty, \quad (23)$$

as shown in Fig.1(a2).

B. Two-dimensional model

In the two-dimensional Dirac Hamiltonian, the quantum metric (11) is simply given by

$$g_{xx}(k) = k \int_0^\pi g_{xx}(\mathbf{k}) d\theta = \frac{\pi v^2}{2E^2} \left(2 - k^2 \frac{4mu + v^2}{2E^2}\right). \quad (24)$$

The quantum metric as a function of k is shown in Fig.1(b1). The real part of the optical conductivity is obtained as

$$\text{Re}\sigma_{xx}(\omega) = \frac{e^2 \pi^2 v^2}{\hbar (\hbar\omega/2)^2} \frac{(vk_0)^2 + 2(m^2 + u^2(vk_0)^4)}{|v^2 + 2u(m + uk^2)|}. \quad (25)$$

The optical conductivity (14) is shown as a function of ω in Fig.1(b2). At the band edge $\hbar\omega = 2m$, we have $k_0 = 0$. It is given by

$$\text{Re}\sigma_{xx}(2m/\hbar) = \frac{e^2 \pi^3}{\hbar (\hbar\omega/2)^2} \frac{2m^2}{|v^2 + 2um|}, \quad (26)$$

which is consistent with the previous study[8] in the case of $u = 1$. It diverges under the condition

$$u = -v^2/(2m), \quad (27)$$

as shown by the blue curve in Fig.1(b2).

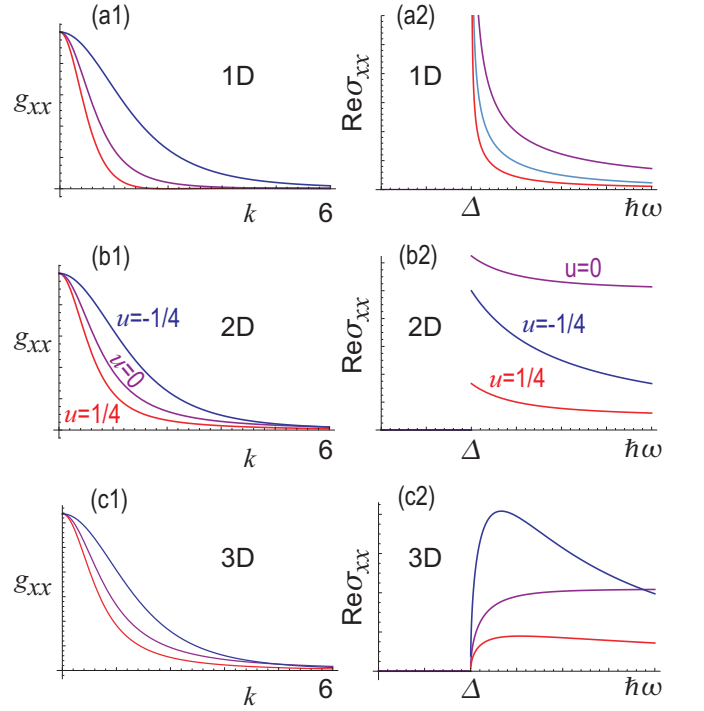


FIG. 1. Dirac model. (a1), (b1) and (c1) Quantum metric as a function of k . (a2), (b2) and (c2) Optical conductivity $\text{Re}\sigma_{xx}$ as a function of $\hbar\omega$. (a1) and (a2) One dimension. (b1) and (b2) Two dimensions. (c1) and (c2) Three dimensions. Red curves indicate $u = 1/4$, purple curves indicates $u = 0$, and blue curves indicate $u = -1/4$. We have set $m = 1$ and $v = 1$.

C. Three-dimensional model

In the three-dimensional Dirac Hamiltonian, the quantum metric (11) is simply given by

$$g_{xx}(k) = k^2 \int_0^\pi \sin \theta d\theta g_{xx}(\mathbf{k}) \int_0^{2\pi} d\phi = \pi k^2 \frac{2^{N-1} v^2}{E^2} \left(1 - \frac{4mu + v^2}{3E^2}\right). \quad (28)$$

The quantum metric as a function of k is shown in Fig.1(c1). The real part of the optical conductivity (14) is obtained as

$$\text{Re}\sigma_{xx}(\omega) = 2^{N-3} \frac{e^2 \pi^{7/2} v^2 k_0}{\hbar (\hbar\omega/2)^2} \frac{\left(1 - \frac{4mu + v^2}{3E^2}\right)}{|v^2 + 2u(m + uk_0^2)|}. \quad (29)$$

The optical conductivity (14) is shown as a function of ω in Fig.1(c2). The optical conductivity is zero at the band edge,

$$\text{Re}\sigma_{xx}(2m/\hbar) = 0 \quad (30)$$

for N -D with $N \geq 3$. The exceptional case is given by $u = -v^2/(2m)$, where $\text{Re}\sigma_{xx}(2m/\hbar)$ diverges as shown by the blue curve in Fig.1(c2).

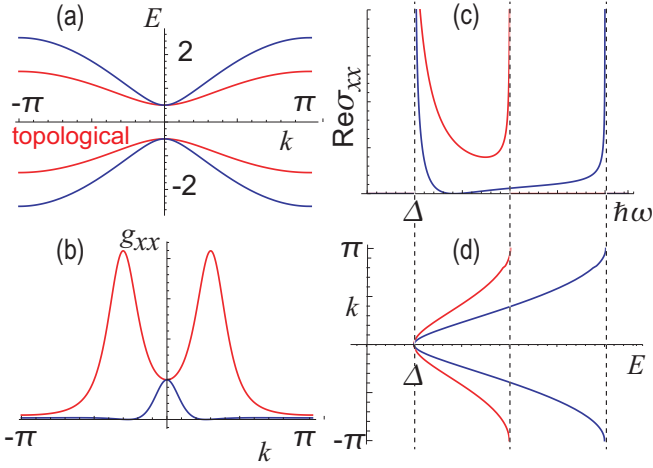


FIG. 2. Kitaev model. (a) Band structure. The horizontal axis is the momentum k . The vertical axis is the energy E . (b) Quantum metric $g_{xx}(k)$. The horizontal axis is the momentum k . (c) Optical conductivity $\text{Re}\sigma_{xx}$. The horizontal axis is $\hbar\omega$. (d) The momentum k as a function of the energy E . Red color indicates $m = 0.5t$, where the system is topological. Blue color indicates $m = 1.5t$, where the system is trivial. We have set $t = 1$ and $v = 1/2$.

IV. DIRAC MODEL WITHOUT PARABOLIC MASS

We study the Dirac Hamiltonian (6) with $u = 0$. The quantum metric is simply given by

$$g_{xx}(\mathbf{k}) = \frac{2^{N-3}v^2}{E^2} \left(1 - k_x^2 \frac{v^2}{E^2} \right). \quad (31)$$

and

$$g_{xx}(k) = \frac{2^{N-3}v^2 N \pi^{N/2}}{E^2 \Gamma(\frac{N}{2} + 1)} \left(1 - \frac{\Gamma(\frac{N}{2}) k^2}{\Gamma(\frac{N}{2} + 1)} \frac{v^2}{E^2} \right), \quad (32)$$

It is shown by purple curves in Fig.1(a1), (b1) and (c1).

The momentum (15) is singular at $u = 0$ but is simply given by

$$k_0 = \frac{\sqrt{(\hbar\omega/2)^2 - m^2}}{v}. \quad (33)$$

Then, the real part of the optical conductivity is obtained as

$$\begin{aligned} \text{Re}\sigma_{xx}(\omega) &= \frac{2^{N-4}N e^{2\pi N/2+1}}{\hbar\Gamma(\frac{N}{2} + 1)} \left(1 - \frac{\Gamma(\frac{N}{2})}{\Gamma(\frac{N}{2} + 1)} \frac{v^2 k^2}{(\hbar\omega/2)^2} \right) k_0^{N-2}, \end{aligned} \quad (34)$$

where we used the relation

$$2\partial_k E(k) = 2k \frac{v^2}{E(k)}. \quad (35)$$

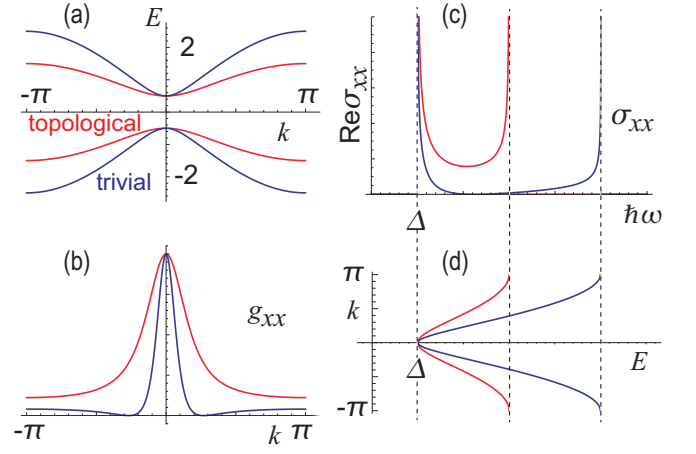


FIG. 3. SSH model. (a) Band structure. The horizontal axis is the momentum k . The vertical axis is the energy E . (b) Quantum metric $g_{xx}(k)$. The horizontal axis is the momentum k . (c) Optical conductivity $\text{Re}\sigma_{xx}$. The horizontal axis is $\hbar\omega$. (d) The momentum k as a function of the energy E . Red color indicates $m = 0.5t$, where the system is topological. Blue color indicates $m = 1.5t$, where the system is trivial. We have set $t = v = 1$.

By inserting k_0 into Eq.(34) the real part of the optical conductivity is obtained as

$$\begin{aligned} \text{Re}\sigma_{xx}(\omega) &= 2^{N-3} e^2 \frac{N \pi^{3N/2}}{\hbar\Gamma(\frac{N}{2} + 1) v^N} \\ &\times \frac{\left((\frac{\hbar\omega}{2})^2 - m^2 \right)^{N/2-1} \left((\frac{\hbar\omega}{2})^2 + m^2 \right)}{(\hbar\omega/2)^2}. \end{aligned} \quad (36)$$

It does not depend on the sign of m in contrast to the case of $u \neq 0$ as in Eq.(14). It is shown by purple curves in Fig.1(a2), (b2) and (c2).

V. DIRAC MODEL ON THE HYPERCUBIC LATTICE

Next, we study the N -dimensional Dirac model on the hypercubic lattice, where the Dirac vector is given by[34, 38]

$$d_0 = m_0 - t \sum_{j=1}^N \cos k_j, \quad d_j = v \sin k_j, \quad (37)$$

where $1 \leq j \leq N$ and m_0 is the model parameter. In the vicinity of the Γ point, we have

$$m = m_0 - Nt, \quad u = t/2. \quad (38)$$

We explicitly discuss several models in what follows.

A. One-dimensional lattice Wilson-Dirac model

We study the tight-binding model in one dimensional chain,

$$H = d_0 \sigma_x + d_x \sigma_y, \quad (39)$$

where the Dirac vector is given by

$$d_0 = m_0 - t \cos k, \quad d_x = v \sin k. \quad (40)$$

and σ_j is the Pauli matrix. The quantum metric is given by

$$g_{xx}(k) = \frac{2v^2 (t - m_0 \cos k)^2}{d^4}. \quad (41)$$

The optical conductivity is calculated as

$$\text{Re}\sigma_{xx}(\omega) = \pi e^2 \frac{v^2 (t - m_0 \cos k_0)^2}{4 \left(\frac{\hbar\omega}{2}\right)^2 (m_0 t + (v^2 - t^2) \cos k_0) \sin k_0}, \quad (42)$$

where we have used

$$2\partial_k E(k) = 2k \frac{(m_0 t + (v^2 - t^2) \cos k_0) \sin k_0}{E(k)} \quad (43)$$

with

$$k_0 = \arccos \frac{2m_0 t - \sqrt{4v^2 (m_0^2 - t^2 + v^2) + (t^2 - v^2) \hbar\omega}}{2(t^2 - v^2)}. \quad (44)$$

We show the band structure in Fig.2(a), where the gap is identical to t , $\Delta = t$. The quantum metric is shown in Fig.3(b). $\text{Re}\sigma_{xx}(\omega)$ is shown in Fig.2(c). The optical conductivity diverges where the band dispersion becomes flat as in Fig.2(a) and (d).

A typical model is the Kitaev p -wave topological superconductor model[39].

B. SSH model

In the SSH model[26], we have $v = t$ in Eq.(40). In this case, the momentum (44) is singular but is simply given by

$$k_0 = \arccos \frac{4(m^2 + t^2) - \hbar\omega}{8mt}. \quad (45)$$

Then, the optical conductivity is simplified as

$$\text{Re}\sigma_{xx}(\omega) = \pi e^2 \frac{\left(\left(\frac{\hbar\omega}{2}\right)^2 + 4(t^2 - m_0^2)\right)^2}{4\left(\frac{\hbar\omega}{2}\right)^2 \sqrt{F}} \text{sgn}(m_0 t), \quad (46)$$

with

$$F \equiv -\left(\frac{\hbar\omega}{2}\right)^4 + 8(t^2 + m_0^2)\left(\frac{\hbar\omega}{2}\right)^2 - 16(t^2 - m_0^2)^2. \quad (47)$$

We study two typical cases, $m = 0.5t$ and $m = 1.5t$. We show the band structure in Fig.3(a), where the gap is identical to be $\Delta = t$. The quantum metric is shown in Fig.3(b). $\text{Re}\sigma_{xx}(\omega)$ is shown in Fig.3(c). The optical conductivity diverges, where the band dispersion becomes flat as in Fig.3(a) and (d).

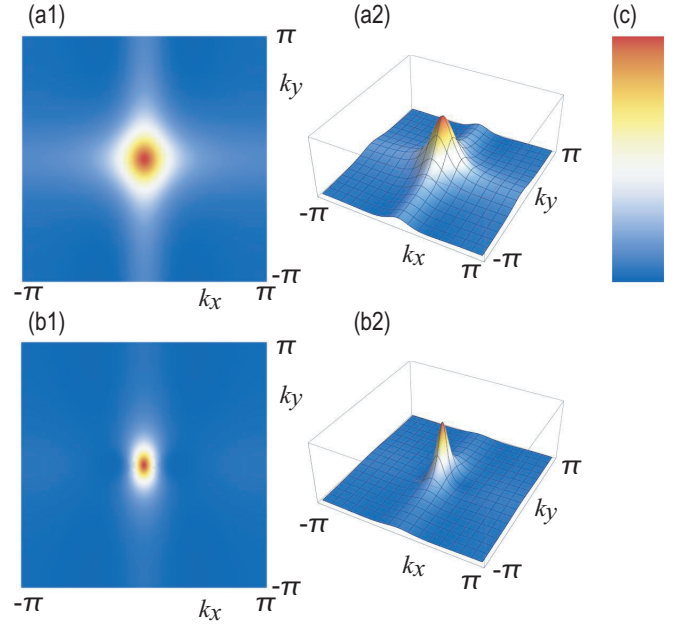


FIG. 4. QWZ model. Quantum metric g_{xx} in the (k_x, k_y) plane. (a1) and (a2) $m = 1.5t$, where the system is topological. (b1) and (b2) $m = 2.5t$, where the system is trivial. (c) Color palette for (a1), (a2), (b1) and (b2). (a1) and (b1) Density plot of g_{xx} . (a2) and (b2) Bird's eye's view of g_{xx} .

C. QWZ model

As a typical example of the Chern insulator on square lattice, we study the QWZ model[27],

$$H = [m_0 - t(\cos k_x + \cos k_y)] \sigma_z + v(\sigma_x \sin k_x + \sigma_y \sin k_y), \quad (48)$$

where the Dirac vector is given by

$$d_0 = m_0 - t(\cos k_x + \cos k_y), \\ d_x = v \sin k_x, \quad d_y = v \sin k_y. \quad (49)$$

The Dirac vector is obtained as

$$d_0 = m_0 + \xi t + t \frac{\zeta_x k_x^2 + \zeta_y k_y^2}{2}, \quad d_x = v \eta_x k_x, \quad d_y = v \eta_y k_y, \quad (50)$$

where $\eta_x = 1, \eta_y = 1, \xi = -2, \zeta_x = 1$ and $\zeta_y = 1$ at the Γ point; $\eta_x = -1, \eta_y = -1, \xi = 2, \zeta_x = -1$ and $\zeta_y = -1$ at the M point; $\eta_x = 1, \eta_y = -1, \xi = 0, \zeta_x = -1$ and $\zeta_y = 1$ at the X point; $\eta_x = -1, \eta_y = 1, \xi = 0, \zeta_x = 1$ and $\zeta_y = -1$ at the Y point.

We consider two typical cases, $m_0 = (2 - \alpha)t$ and $m_0 = (2 + \alpha)t$ with $|\alpha| < 1$, where the band gap is present at the Γ point with the gap $\Delta = 2\alpha t$, which are identical between the two cases. The system is topological in the case of $m_0 = (2 - \alpha)t$ for $\alpha > 0$, while it is trivial in the case of $m_0 = (2 + \alpha)t$ for $\alpha > 0$. The quantum metric is shown in Fig.4 for $\alpha = 0.5$. The optical conductivity is shown in Fig.5(a1). The optical conductivity is drastically different between the two cases although the band gaps are identical. It is understood as follows. We assume $v = t$ for simplicity.

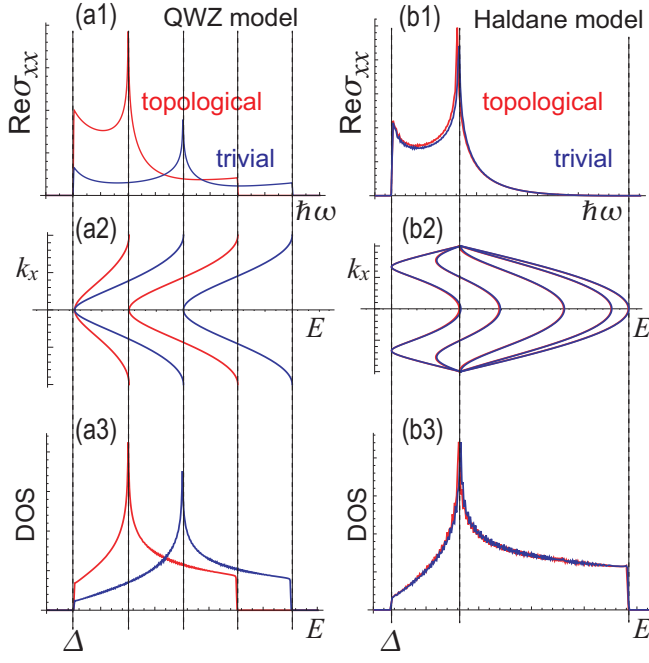


FIG. 5. (a1), (a2) and (a3) QWZ model. Red color indicates $m = 0.5t$, where the system is topological. Blue color indicates $m = 1.5t$, where the system is trivial. (b1), (b2) and (b3) Haldane model. Blue curves indicate $m = 0.2$ and $\lambda = 0$, where the system is trivial. Red curves indicate $m = 0$ and $\lambda = 0.2$, where the system is topological. (a1) and (b1) Optical conductivity $\text{Re}\sigma_{xx}$. The horizontal axis is $\hbar\omega$. (a2) Momentum k_x for $k_y = 0$ and π . (b2) Momentum k_x for $k_y = 0$ and $a\pi/(2\sqrt{3})$ with $a = 0, 1, 2$ and 3 . The horizontal axis is the energy E . (a3) and (b3) Density of states as a function of the energy E .

The optical conductivity at the band edge $\hbar\omega = 2m$ is proportional to

$$\frac{2m^2}{|v^2 + 2um|} = \frac{2\alpha^2}{|1 - \alpha|} \quad (51)$$

in the case $m_0 = (2 - \alpha)t$, and

$$\frac{2m^2}{|v^2 + 2um|} = \frac{2\alpha^2}{|1 + \alpha|} \quad (52)$$

in the case $m_0 = (2 + \alpha)t$. The ratio is

$$\frac{1 + \alpha}{1 - \alpha} = 3 \quad (53)$$

for $\alpha = 0.5$, which is significantly large.

The band edge in the optical conductivity coincides with the band edge of the energy spectrum as in 5(a2). The second peak in the optical conductivity is due to the van-Hove singularity as shown in Fig.5(a3).

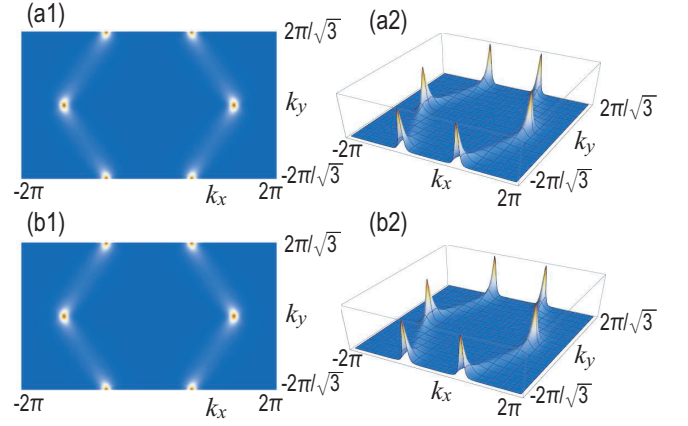


FIG. 6. Haldane model. Quantum metric g_{xx} in the (k_x, k_y) plane. (a1) and (a2) $m = 0.2t$ and $\lambda = 0$, where the system is trivial. (b1) and (b2) $m = 0$ and $\lambda = 0.2t$, where the system is topological. Color palette is identical to Fig.4. (a1) and (b1) Density plot of g_{xx} . (a2) and (b2) Bird's eye's view of g_{xx} .

D. Haldane model

Next, we study the Haldane model on the honeycomb lattice[16],

$$H = d_0\sigma_z + d_x\sigma_x + d_y\sigma_y, \quad (54)$$

where the Dirac vector is given by

$$\begin{aligned} d_0 &= m_0 + \frac{\lambda}{3\sqrt{3}} \left(\sin k_x - \sum_{\pm} \sin \frac{k_x \pm \sqrt{3}k_y}{2} \right), \\ d_x &= t \left(\cos \frac{k_y}{\sqrt{3}} + 2 \cos \frac{2k_y}{\sqrt{3}} \cos \frac{k_x}{2} \right), \\ d_y &= t \left(-\sin \frac{k_y}{\sqrt{3}} + 2 \sin \frac{2k_y}{\sqrt{3}} \cos \frac{k_x}{2} \right). \end{aligned} \quad (55)$$

There exists a Dirac cone at the K point ($\eta = 1$) and the K' point ($\eta = -1$), respectively, where $(k_x, k_y) = (4\pi\eta/3, 0)$, the Dirac mass m , the velocity v and parabolic coefficient u are given by

$$m = m_0 - \eta\lambda, \quad v = \sqrt{3}t/2, \quad u = \eta\lambda/4 \quad (56)$$

with the momentum $k'_x = k_x - \eta 4\pi/3$ measured from the K or K' point.

We study two cases, $(m, \lambda) = (\alpha t, 0)$ and $(m, \lambda) = (0, \alpha t)$, where the gaps are identical. The system is trivial in the case of $(m, \lambda) = (\alpha t, 0)$, while it is topological in the case of $(m, \lambda) = (0, \alpha t)$. The quantum metric is shown in Fig.6 for $\alpha = 0.2$. The quantum metrics are almost identical between the two cases. The optical conductivity is shown in Fig.5(b1). The difference is tiny between the two cases. It is understood as follows. The optical conductivity at the band edge is

$$\frac{2m^2}{|v^2 + 2um|} = \frac{2\alpha^2}{3/4} \quad (57)$$

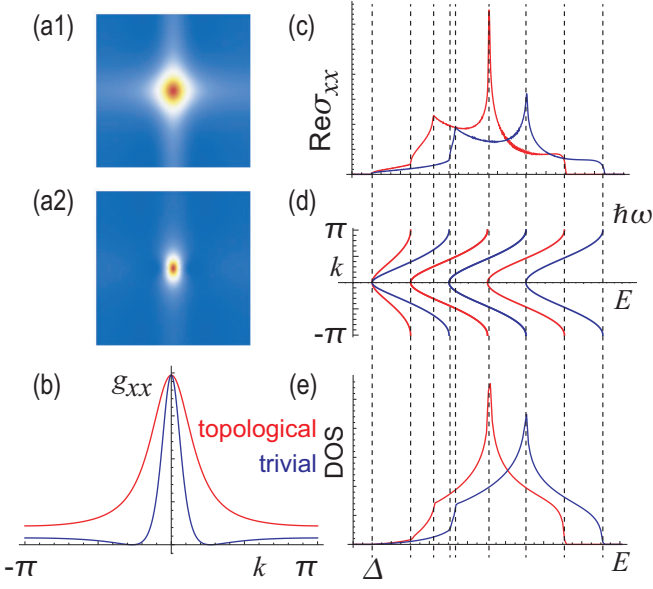


FIG. 7. 3D Lattice Dirac model. (a1) and (a2) Quantum metric in the (k_x, k_y) plane along the $k_z = 0$ plane. (a1) $m = 2.5$, where the system is topological. (a2) $m = 3.5$, where the system is trivial. (b) Quantum metric along the k_x axis, where $k_y = k_z = 0$. (c) Optical conductivity $\text{Re}\sigma_{xx}$ as a function of $\hbar\omega$. (d) Momentum k_x for momentum as a function of $\hbar\omega$. $(k_y, k_z) = (0, 0), (0, \pi), (\pi, 0), (\pi, \pi)$. (e) Density of states as a function of $\hbar\omega$.

in the case $(m, \lambda) = (\alpha t, 0)$, while it is

$$\frac{2m^2}{|v^2 + 2um|} = \frac{2\alpha^2}{3/4 + \alpha^2/2} \quad (58)$$

in the case $(m, \lambda) = (0, \alpha t)$. The ratio is

$$\frac{3/4 + \alpha^2/2}{3/4} = 1.027 \quad (59)$$

for $\alpha = 0.2$, which is very tiny.

As in the case of the QWZ model, the band edge in the optical conductivity coincides with the band edge of the energy spectrum as in Fig.5(b2). The second peak in the optical conductivity is due to the van-Hove singularity as shown in Fig.5(b3).

E. Three-dimensional lattice Dirac model

Finally, we study the tight-binding model on the cubic lattice, whose Hamiltonian is given by[40, 41]

$$H = [m_0 - t(\cos k_x + \cos k_y + \cos k_z)]\sigma_z + v(\sigma_x \sin k_x + \sigma_y \sin k_y + \sigma_z \sin k_z), \quad (60)$$

It describes[40, 41] three-dimensional topological insulators such as Bi_2Se_3 and Bi_2Te_3 . The quantum metric is shown in Fig.7(a1), (a2) and (b). The optical conductivity is shown in

Fig.7(c). The band edge of the optical conductivity coincides with the band structure as in Fig.7(d). The sharp peaks in the optical conductivity are due to the van-Hove singularity of the density of states as in Fig.7(e).

VI. CONCLUSION

We have analytically obtained the quantum metric and the optical conductivity in the Dirac model with parabolic mass term in arbitrary dimensions and revealed that the parabolic dispersion of the Dirac mass term significantly affects the optical absorption. We have studied two typical Chern insulators, i.e., the QWZ model and the Haldane model. By comparing the topological and trivial phases with the same gap, the optical absorption is significantly different in these two phases in the QWZ model but not in the Haldane model.

This work is supported by CREST, JST (Grants No. JPMJCR20T2) and Grants-in-Aid for Scientific Research from MEXT KAKENHI (Grant No. 23H00171).

Appendix A: Quantum geometric tensor and quantum metric

We review the relation between the optical conductivity and the quantum metric[8]. The quantum distance is defined by[14, 15]

$$\begin{aligned} dS^2 &= \sum_{nm} \|\psi_n(\mathbf{k} + \delta\mathbf{k}) - \psi_m(\mathbf{k})\|^2 \\ &= \sum_{nm} \langle \psi_n(\mathbf{k} + \delta\mathbf{k}) - \psi_m(\mathbf{k}) | \psi_n(\mathbf{k} + \delta\mathbf{k}) - \psi_m(\mathbf{k}) \rangle. \end{aligned} \quad (A1)$$

Up to the second order, it is expanded as

$$\begin{aligned} dS^2 &= \sum_{nm} \sum_{\mu\nu} \langle \partial_{k_\mu} \psi_n(\mathbf{k}) dk^\mu | \partial_{k_\nu} \psi_m(\mathbf{k}) dk^\nu \rangle dk^\mu dk^\nu \\ &= \sum_{nm} \sum_{\mu\nu} Q_{\mu\nu}^{nm}(\mathbf{k}) dk^\mu dk^\nu, \end{aligned} \quad (A2)$$

where $Q_{\mu\nu}^{nm}(\mathbf{k})$ is the quantum geometric tensor and given by[15]

$$Q_{\mu\nu}^{nm}(\mathbf{k}) = \langle \partial_{k_\mu} \psi_n(\mathbf{k}) | 1 - P(\mathbf{k}) | \partial_{k_\nu} \psi_m(\mathbf{k}) \rangle, \quad (A3)$$

with the projection operator

$$P(\mathbf{k}) \equiv \sum_n |\psi_n(\mathbf{k})\rangle \langle \psi_n(\mathbf{k})|. \quad (A4)$$

The quantum geometric tensor is decomposed as

$$Q_{\mu\nu}^{nm}(\mathbf{k}) = g_{\mu\nu}^{nm} - \frac{i}{2} F_{\mu\nu}^{nm}, \quad (A5)$$

where

$$g_{\mu\nu}^{nm} \equiv \frac{Q_{\mu\nu}^{nm} + Q_{\mu\nu}^{nm\dagger}}{2} = \text{Re} Q_{\mu\nu}^{nm} \quad (A6)$$

is the quantum metric and

$$F_{\mu\nu}^{nm} \equiv i (\mathcal{Q}_{\mu\nu}^{nm} - \mathcal{Q}_{\mu\nu}^{nm\dagger}) = \text{Im}\mathcal{Q}_{\mu\nu}^{nm} \quad (\text{A7})$$

is the non-Abelian Berry curvature.

Appendix B: Quantum metric and optical conductivity

The optical conductivity is calculated based on the Kubo formula as

$$\begin{aligned} \sigma_{\mu\nu}(\omega) &= \frac{e^2}{\hbar} \int d\mathbf{k} \sum_{n,m} (f_n(\mathbf{k}) - f_m(\mathbf{k})) \frac{\varepsilon_{mn}(\mathbf{k}) A_{nm}^\mu(\mathbf{k}) A_{nm}^\nu(\mathbf{k})}{\varepsilon_n(\mathbf{k}) - \varepsilon_m(\mathbf{k}) + \hbar\omega + i\delta} \\ &= \pi\omega e^2 \int d\mathbf{k} \sum_{n,m} (f_n(\mathbf{k}) - f_m(\mathbf{k})) A_{nm}^\mu(\mathbf{k}) A_{nm}^\nu(\mathbf{k}) \\ &\quad \times \delta(\varepsilon_n(\mathbf{k}) - \varepsilon_m(\mathbf{k}) - \hbar\omega), \end{aligned} \quad (\text{B1})$$

where A_{nm}^α is the inter-band Berry connection defined as

$$A_{nm}^\mu(\mathbf{k}) = i \langle \psi_n(\mathbf{k}) | \partial_{k_\mu} | \psi_m(\mathbf{k}) \rangle, \quad (\text{B2})$$

while $f_n(\mathbf{k})$ is the Fermi distribution function and $\varepsilon_n(\mathbf{k})$ is the band dispersion.

Here, we have

$$\begin{aligned} &\sum_{nm} A_{nm}^\mu(\mathbf{k}) A_{mn}^\nu(\mathbf{k}) \\ &= - \sum_{nm} \langle \psi_n(\mathbf{k}) | \partial_{k_\mu} | \psi_m(\mathbf{k}) \rangle \langle \psi_m(\mathbf{k}) | \partial_{k_\nu} | \psi_n(\mathbf{k}) \rangle \\ &= \sum_{nm} \langle \partial_{k_\mu} \psi_n(\mathbf{k}) | \psi_m(\mathbf{k}) \rangle \langle \psi_m(\mathbf{k}) | \partial_{k_\nu} \psi_n(\mathbf{k}) \rangle \\ &= \sum_{nm} \langle \partial_{k_\mu} \psi_n(\mathbf{k}) | P_m | \partial_{k_\nu} \psi_n(\mathbf{k}) \rangle \\ &= \sum_{nm} \langle \partial_{k_\mu} \psi_n(\mathbf{k}) | (1 - P_n) - (1 - P_n - P_m) | \partial_{k_\nu} \psi_n(\mathbf{k}) \rangle \\ &= \mathcal{Q}_{\mu\nu}^{nn}(\mathbf{k}), \end{aligned} \quad (\text{B3})$$

where we have used the fact that the complete sum of the quantum metric over the valence and conduction bands is zero, or

$$\langle \partial_{k_\mu} \psi_n(\mathbf{k}) | (1 - P_n - P_m) | \partial_{k_\nu} \psi_n(\mathbf{k}) \rangle = 0. \quad (\text{B4})$$

Then, taking the real part, we have

$$\sum_{nm} \text{Re} A_{nm}^\mu(\mathbf{k}) A_{mn}^\nu(\mathbf{k}) = \sum_n g_{\mu\nu}^{nn} = g_{\mu\nu}, \quad (\text{B5})$$

where we have defined

$$g_{\mu\nu} = \sum_n g_{\mu\nu}^{nn} \quad (\text{B6})$$

and the real part of the optical conductivity is calculated as

$$\begin{aligned} \text{Re}\sigma_{xx}(\omega) &= \pi\omega e^2 \int d\mathbf{k} \sum_{n,m} (f_n(\mathbf{k}) - f_m(\mathbf{k})) \\ &\quad \times \text{Re} [A_{nm}^\alpha(\mathbf{k}) A_{nm}^\beta(\mathbf{k})] \delta(\varepsilon_n(\mathbf{k}) - \varepsilon_m(\mathbf{k}) - \hbar\omega) \\ &= \pi\omega e^2 \int d\mathbf{k} \sum_{n,m} (f_n(\mathbf{k}) - f_m(\mathbf{k})) \\ &\quad \times \text{Tr}g_{xx} \delta(\varepsilon_n(\mathbf{k}) - \varepsilon_m(\mathbf{k}) - \hbar\omega). \end{aligned} \quad (\text{B7})$$

This is Eq.(7) in the main text.

Appendix C: Detailed derivation of quantum metric

We obtain

$$\begin{aligned} &\sum_j (\partial_{k_x} n_j)^2 \\ &= \left(\frac{2uk_x}{E} - \frac{m + uk^2}{E^3} k_x \mathcal{E} \right)^2 + \eta_1^2 \left(\frac{v}{E} - \frac{vk_x^2}{E^3} \mathcal{E} \right)^2 \\ &\quad + \sum_{j=2}^N \eta_j^2 \left(-\frac{vk_j k_x}{E^3} \mathcal{E} \right)^2, \end{aligned} \quad (\text{C1})$$

where we have introduced

$$\mathcal{E} = v^2 + 2mu + 2u^2 k^2. \quad (\text{C2})$$

We further obtain

$$\begin{aligned} &\sum_j (\partial_{k_x} n_j)^2 \\ &= -\frac{k_x^2 \mathcal{E}^2}{E^4} + \frac{(2uk_x)^2 + v^2}{E^2} \\ &= v^2 \left(\frac{1}{E^2} - k_x^2 \frac{4mu + v^2}{E^4} \right). \end{aligned} \quad (\text{C3})$$

Hence, the quantum metric is given by

$$g_{xx}(\mathbf{k}) = 2^{N-3} v^2 \left(\frac{1}{E^2} - k_x^2 \frac{4mu + v^2}{E^4} \right). \quad (\text{C4})$$

It is Eq.(10) in the main text.

Appendix D: ($N-1$)-sphere

We summarize the ($N-1$)-sphere coordinate. The momenta are parametrized as

$$\begin{aligned} k_1 &= k \cos \theta_1, \\ k_2 &= k \sin \theta_1 \cos \theta_2 \\ k_3 &= k \sin \theta_1 \sin \theta_2 \cos \theta_3 \\ k_4 &= k \sin \theta_1 \sin \theta_2 \sin \theta_3 \cos \theta_4 \\ &\dots \\ k_N &= k \sin \theta_1 \sin \theta_2 \sin \theta_3 \dots \sin \theta_{N-1}, \end{aligned} \quad (\text{D1})$$

where $0 \leq k \leq \infty$, $0 \leq \theta_j \leq \pi$ for $1 \leq j \leq N-2$ and $0 \leq \theta_{N-1} \leq 2\pi$. The Jacobian is given by

$$J = k^{N-1} \sin^{N-2} \theta_1 \sin_2^{N-3} \theta \cdots \sin \theta_{N-2} dk d\theta_1 d\theta_2 \cdots d\theta_{N-1}. \quad (\text{D2})$$

The area of the $(N-1)$ -sphere is given by

$$\int_0^\pi d\theta_1 \int_0^\pi d\theta_2 \cdots \int_0^\pi d\theta_{N-2} \int_0^{2\pi} d\theta_{N-1} J = \frac{N\pi^{N/2}}{\Gamma(\frac{N}{2} + 1)}. \quad (\text{D3})$$

It is 2 for $N = 1$, 2π for $N = 2$ and 4π for $N = 3$. On the other hand

$$\begin{aligned} & \int_0^\pi d\theta_1 \int_0^\pi d\theta_2 \cdots \int_0^\pi d\theta_{N-2} \int_0^{2\pi} d\theta_{N-1} J \frac{k_x^2}{k^2} \\ &= \int_0^\pi d\theta_1 \int_0^\pi d\theta_2 \cdots \int_0^\pi d\theta_{N-2} \int_0^{2\pi} d\theta_{N-1} J \cos^2 \theta_1 \\ &= \frac{N\pi^{N/2} \Gamma(\frac{N}{2})}{\Gamma(\frac{N}{2} + 1)^2}. \end{aligned} \quad (\text{D4})$$

It is 2 for $N = 1$, π for $N = 2$ and $4\pi/3$ for $N = 3$. They are used in the integration of $g(\mathbf{k})$ to derive $g(k)$ in Eq.(11).

-
- [1] A. M. Cook, B. M. Fregoso, F. de Juan, S. Coh, J. E. Moore, Design principles for shift current photovoltaics, *Nature Communications* 8, 14176 (2017).
- [2] F. de Juan, A. G. Grushin, T. Morimoto, J. E. Moore, Quantized circular photogalvanic effect in Weyl semimetals, *Nature Communications* 8, 15995 (2017).
- [3] J. Ahn, G.-Y. Guo, N. Nagaosa, Low-Frequency Divergence and Quantum Geometry of the Bulk Photovoltaic Effect in Topological Semimetals, *Phys. Rev. X* 10, 041041 (2020).
- [4] T. Holder, D. Kaplan, B. Yan, Consequences of time-reversal-symmetry breaking in the light-matter interaction: Berry curvature, quantum metric, and diabatic motion, *Phys. Rev. Res.* 2, 033100 (2020).
- [5] Tomoki Ozawa and Bruno Mera, Relations between topology and the quantum metric for Chern insulators, *Phys. Rev. B* 104, 045103 (2021).
- [6] P. Bhalla, K. Das, D. Culcer, A. Agarwal, Resonant Second-Harmonic Generation as a Probe of Quantum Geometry, *Phys. Rev. Lett.* 129, 227401 (2022)
- [7] J. Ahn, G.-Y. Guo, N. Nagaosa, A. Vishwanath, Riemannian geometry of resonant optical responses, *Nature Physics* 18, 290 (2022)
- [8] Yugo Onishi and Liang Fu, Fundamental Bound on Topological Gap, *Phys. Rev. X* 14, 011052 (2024)
- [9] Giacomo Sala, et al., The quantum metric of electrons with spin-momentum locking, [arXiv:2407.06659](https://arxiv.org/abs/2407.06659)
- [10] Barun Ghosh, Yugo Onishi, Su-Yang Xu, Hsin Lin, Liang Fu and Arun Bansil, Probing quantum geometry through optical conductivity and magnetic circular dichroism, [arXiv:2401.09689](https://arxiv.org/abs/2401.09689)
- [11] Shunji Matsuura and Shinsei Ryu, Momentum space metric, nonlocal operator, and topological insulators, *Phys. Rev. B* 82, 245113 (2010)
- [12] M. V. Berry, Quantal phase factors accompanying adiabatic changes, *Proc. R. Soc. A* 392, 45 (1984).
- [13] M. V. Berry, The quantum phase, five years after, in *Geometric Phases in Physics*, edited by F. Wilczek and A. Shapere, *Advanced Series in Mathematical Physics* Vol. 5 (World Scientific, Singapore, 1989), pp. 7–28.
- [14] J. P. Provost and G. Vallee, Riemannian structure on manifolds of quantum states, *Comm. Math. Phys.* 76, 289 (1980).
- [15] Yu-Quan Ma, Shu Chen, Heng Fan, and Wu-Ming Liu, Abelian and non-Abelian quantum geometric tensor, *Phys. Rev. B* 81, 245129 (2010).
- [16] F. D. M. Haldane, Model for a Quantum Hall Effect without Landau Levels: Condensed-Matter Realization of the "Parity Anomaly", *Phys. Rev. Lett.* 61, 2015 (1988)
- [17] D. J. Thouless, M. Kohmoto, M. P. Nightingale and M. den Nijs, *Phys. Rev. Lett.* 49, 405 (1982).
- [18] X. Tan, et al., Experimental Measurement of the Quantum Metric Tensor and Related Topological Phase Transition with a Superconducting Qubit, *Phys. Rev. Lett.* 122, 210401 (2019).
- [19] A. Gianfrate, et al., Measurement of the quantum geometric tensor and of the anomalous Hall drift, *Nature* 578, 381 (2020).
- [20] M. Yu, et al., Experimental measurement of the quantum geometric tensor using coupled qubits in diamond, *Natl. Sci. Rev.* 7, 254 (2020)
- [21] J. Ren, et al., Nontrivial band geometry in an optically active system, *Nat. Commun.* 12, 689 (2021)
- [22] Q. Liao, et al., Experimental Measurement of the Divergent Quantum Metric of an Exceptional Point, *Phys. Rev. Lett.* 127, 107402 (2021)
- [23] H. Tian, et al., Evidence for Dirac flat band superconductivity enabled by quantum geometry, *Nature* 614, 440 (2023).
- [24] Chang-Rui Yi, Jinlong Yu, Huan Yuan, Rui-Heng Jiao, Yu-Meng Yang, Xiao Jiang, Jin-Yi Zhang, Shuai Chen, and Jian-Wei, Extracting the quantum geometric tensor of an optical Raman lattice by Bloch-state tomography, *Pan Phys. Rev. Research* 5, L032016 (2023)
- [25] H. B. Nielsen and M. Ninomiya, Absence of neutrinos on a lattice: (I). Proof by homotopy theory, *Nuclear Physics B* 185, 20 (1981)
- [26] W. P. Su, J. R. Schrieffer, and A. J. Heeger, *Phys. Rev. Lett.* 42, 1698 (1979).

- [27] X. L. Qi, Y. S. Wu and S. C. Zhang, Topological quantization of the spin Hall effect in two-dimensional paramagnetic semiconductors. *Phys. Rev. B* 74, 085308 (2006)
- [28] Liang Fu and C. L. Kane, Topological insulators with inversion symmetry, *Phys. Rev. B* 76, 045302 (2007).
- [29] A. P. Schnyder, S. Ryu, A. Furusaki, and A. W. W. Ludwig, Classification of topological insulators and superconductors in three spatial dimensions, *Phys. Rev. B* 78, 195125 (2008).
- [30] S. Ryu, A. P. Schnyder, A. Furusaki, and A. W. W. Ludwig, Topological insulators and superconductors: tenfold way and dimensional hierarchy, *New J. Phys.* 12, 065010 (2010).
- [31] C.-K. Chiu, J. C. Y. Teo, A. P. Schnyder, and S. Ryu, Classification of topological quantum matter with symmetries, *Rev. Mod. Phys.* 88, 035005 (2016).
- [32] R. Resta, The insulating state of matter: a geometrical theory, *Eur. Phys. J. B* 79, 121 (2011)
- [33] G. von Gersdorff and W. Chen, Measurement of topological order based on metric-curvature correspondence, *Phys. Rev. B* 104, 195133 (2021).
- [34] Wei Chen, Quantum geometrical properties of topological materials, arXiv:2406.15145
- [35] Ivo Souza, Tim Wilkens, and Richard M. Martin, Polarization and localization in insulators: Generating function approach, *Phys. Rev. B* 62, 1666 (2000).
- [36] W. Chen and G. von Gersdorff, Measurement of interaction-dressed Berry curvature and quantum metric in solids by optical absorption, *SciPost Phys. Core* 5, 040 (2022).
- [37] Matheus S. M. de Sousa, Antonio L. Cruz, and Wei Chen, Mapping quantum geometry and quantum phase transitions to real space by a fidelity marker, *Phys. Rev. B* 107, 205133
- [38] W. Chen, Absence of equilibrium edge currents in theoretical models of topological insulators, *Phys. Rev. B* 101, 195120 (2020)
- [39] A. Yu Kitaev, Unpaired Majorana fermions in quantum wires, *Phys.-Usp.* 44 131 (2001).
- [40] H. Zhang, C.-X. Liu, X.-L. Qi, X. Dai, Z. Fang, and S.-C. Zhang, Topological insulators in Bi₂Se₃, Bi₂Te₃ and Sb₂Te₃ with a single Dirac cone on the surface, *Nat. Phys.* 5, 438 (2009).
- [41] C.-X. Liu, X.-L. Qi, H. Zhang, X. Dai, Z. Fang, and S.-C. Zhang, Model Hamiltonian for topological insulators, *Phys. Rev. B* 82, 045122 (2010).